

Doubly Robust Nonparametric Instrumental Variable Estimators for Survival Outcomes

Youjin Lee*, Edward Kennedy† and Nandita Mitra‡

Abstract

Instrumental variable (IV) methods allow us the opportunity to address unmeasured confounding in causal inference. However, most IV methods are only applicable to discrete or continuous outcomes with very few IV methods for censored survival outcomes. In this work we propose nonparametric estimators for the local average treatment effect on survival probabilities under both nonignorable and ignorable censoring. We provide an efficient influence function-based estimator and a simple estimation procedure when the IV is either binary or continuous. The proposed estimators possess double-robustness properties and can easily incorporate nonparametric estimation using machine learning tools. In simulation studies, we demonstrate the flexibility and efficiency of our proposed estimators under various plausible scenarios. We apply our method to the Prostate, Lung, Colorectal, and Ovarian Cancer Screening Trial for estimating the causal effect of screening on survival probabilities and investigate the causal contrasts between the two interventions under different censoring assumptions.

Keywords: Censoring; Instrumental variable; Local average treatment effect; Nonparametric estimation.

*Center for Causal Inference, University of Pennsylvania. Email: youjin.lee@pennmedicine.upenn.edu

†Department of Statistics, Carnegie Mellon University. Email: edward@stat.cmu.edu

‡Department of Biostatistics, Epidemiology and Informatics, University of Pennsylvania. Email: nanditam@pennmedicine.upenn.edu

1 Introduction

Over the past few decades, we have seen an enormous growth in applications of survival analysis in clinical and epidemiological research that examine the association between the time to an event of interest and an exposure. More recently, there has been more focus on the causal interpretation of survival comparisons beyond associational findings to better understand underlying causal mechanisms and to connect statistical findings to public policy making. To this end, causal inference methods such as propensity score weighting for survival outcomes have been developed (Cole and Hernán, 2004; Cheng and Wang, 2012; Austin, 2014; Andersen et al., 2017). However, these approaches do not directly address causal effect estimation in the presence of unmeasured confounding.

Instrumental variable (IV) approaches have been widely adopted in medical and epidemiologic research, as well as in economics and the social sciences, to account for unmeasured confounding (Angrist et al., 1996; Hernán and Robins, 2006; Baiocchi et al., 2014). However, even if one obtains a valid and strong instrument, standard IV approaches such as two-stage least squares (2SLS) may only be valid in the context of linear models or other collapsible models. When outcomes are right censored survival times, it is not straightforward to apply 2SLS methods when using popular survival models such as the Cox proportional hazards model. For instance, the IV identification assumptions conflict with the underlying proportionality assumption of a Cox model and treatment effects are often not collapsed into a hazard ratio (Li et al., 2015; Wan et al., 2018; Dukes et al., 2019).

Recently, IV approaches using additive hazard models, which have similar form to linear models and have interpretable coefficients, have been developed (Tchetgen Tchetgen et al., 2015; Li et al., 2015; Dukes et al., 2019; Brueckner et al., 2019). Li et al. (2015) directly considered a linear structural equation model for hazards and estimated a consistent estimator for the associated coefficients. Tchetgen Tchetgen et al. (2015), extending Terza et al. (2008)’s approach, proposed a so-called control function approach that includes the residuals obtained from the first-stage regression in the second stage model as a proxy of unmeasured confounders. Recently, Brueckner et al. (2019) further considered residual inclusion in a semi-parametric additive hazard model where the treatment effect could be time-dependent, and Dukes et al. (2019) have proposed doubly robust estimators for the hazard difference that have flexible properties.

Cox proportional models have also been considered in the IV setting. MacKenzie et al. (2014) adapted a Cox model with an additive term to represent unmeasured confounding, and proposed an estimating equation based on this particular model structure. Kianian et al. (2019) proposed the weighting scheme to identify the local causal effect that is applicable to instrumental variable estimation of proportional hazards model. Martínez-Camblor et al. (2019) proposed using two-stage residual inclusion with an individual frailty term to handle the non-linear structure of the Cox model.

Other parametric and semi-parametric survival models have been also considered in the IV setting (e.g. Li and Lu (2015); Huling et al. (2019); Wan et al. (2015)). However, these model choices were mostly chosen to avoid theoretical difficulties, rather than a priori knowledge of survival distributions. In this paper, we aim to go beyond specifying a particular survival model.

In this work, we develop a nonparametric IV-based method for estimating the causal effect of a binary treatment on survival probability in the presence of unmeasured confounding. Our nonparametric estimator is based on semiparametric theory and influence function-based inference, which allows the estimator to be robust and efficient while still enjoying flexibility in estimating survival and censoring distributions. In Section 2, we introduce notation, data structures, and assumptions. In Section 3 we propose nonparametric estimators under two different censoring

assumptions and demonstrate their asymptotic properties in Section 4. The proposed method is then compared to other methods through simulation studies in Section 5. We apply our method to a colorectal cancer screening study using data from the Prostate, Lung, Colorectal, and Ovarian (PLCO) Cancer Screening Trial in Section 6.

2 Setting

2.1 Notation and data structure

Consider an instrumental variable Z , either binary $Z \in \{0, 1\}$ or continuous $Z \in \mathbb{R}$, a binary treatment $A \in \{0, 1\}$, and baseline covariates $\mathbf{X}_0 \in \mathbb{R}^q$. We denote the time to event (e.g., time to death or time to discharge from hospital) T as our primary outcome of interest. Let $Y_t := \mathbb{I}(T > t)$ be an indicator of the event not occurring before time $t \in [0, \tau]$, so $E[Y_t] = E[\mathbb{I}(T > t)]$ is the survival probability at time t .

Time to event data are often subject to right censoring (such as subjects lost to follow-up prior to observing the event or those who have not experienced the event by end-of-study). In this setting, with C denoting the time at censoring, we observe only one of T and C for each subject, whichever comes first. Let $R = \mathbb{I}(T < C)$ indicate whether a subject’s event precedes censoring. In summary we have n , independent and identically distributed (i.i.d.) observations of $\mathcal{O} = (\mathbf{X}_0, Z, A, RY_1, RY_2, \dots, RY_\tau)$: $\{\mathcal{O}_1, \mathcal{O}_2, \dots, \mathcal{O}_n\} \stackrel{i.i.d.}{\sim} \mathbb{P}$. The fact that Y_t may not be observable if $R = 0$ restricts the identification of a causal effect. Further, any remaining unmeasured confounding after adjusting for \mathbf{X}_0 may bias the causal effect of treatment A on Y_t . We will address unmeasured confounding via an instrument to estimate a local causal effect.

2.2 Causal estimands

Our target estimand is the causal difference in survival probabilities under two different treatment arms ($A = 1$ vs. $A = 0$). This, for example, would help to answer the question: what is the difference in the chance of surviving beyond five years after receiving adjuvant chemotherapy versus radiation? Even though treatment effects on survival are most commonly evaluated using hazard ratios estimated from a Cox proportional hazards model, a direct contrast of survival probabilities is often of primary relevance to clinicians and patients.

We use a potential outcomes framework (Neyman, 1923; Rubin, 1974) to formally define our causal estimand. Let us first consider a binary instrument $Z \in \{0, 1\}$. A potential outcome denoted by $Y_t^{A=a}$ refers to the outcome Y_t that would be observed if the subject takes the treatment ($a = 1$) or the control ($a = 0$); and $A^{Z=z}$ refers to the treatment value A that would be observed when the subject is assigned the instrument ($z = 1$) or not ($z = 0$). Equation (1) formally introduces our target estimand, implying a *causal* difference in survival probability at time t between subjects under treatment ($A = 1$) versus control ($A = 0$) for those who would take a treatment if and only if they were assigned the instrument ($1 = A^{Z=1} > A^{Z=0} = 0$).

$$\psi^b(t) = \mathbb{E}(Y_t^{A=1} - Y_t^{A=0} | A^{Z=1} > A^{Z=0}) \quad (1)$$

This estimand is a *local* causal effect applied to the subpopulation of “*compliers*” in the sense that we are conditioning on the subject who would take a treatment if and only if they receive the instrument. This estimand is also called the complier average treatment effect (CATE) or local average treatment effect (LATE) (Angrist et al., 1996; Frölich, 2007; Tan, 2006; Ogburn et al., 2015). The rationale for focusing on this subpopulation is that the LATE is defined by the effect

due to the treatment induced by the instrumental variable, and this effect is free from unmeasured confounding. This enables us to obtain an unbiased causal effect due to the treatment.

Although many of the IV methods for survival outcomes have been developed for a binary instrument (Richardson et al., 2017; Kianian et al., 2019), instruments in practice are often continuous, e.g. genetic risk scores in Mendelian randomization (Burgess and Thompson, 2013; Nordestgaard et al., 2012) or differential distance from the institution where the treatments are provided (Rassen et al., 2009; Baiocchi et al., 2014).

When Z is continuous, our target estimand is similar to the binary case, but with a slightly different subpopulation. For a positive $\kappa > 0$, $\phi^c(t; \kappa)$ denotes our causal estimand with a continuous instrument:

$$\phi^c(t; \kappa) = \mathbb{E}(Y_t^{A=1} - Y_t^{A=0} | A^{Z+\kappa} > A^{Z-\kappa}) \quad (2)$$

The target estimand in (2) is defined by the difference in survival probabilities at time t between the treatment and control groups within the subpopulation in which subjects take the treatment ($A = 1$) when they are assigned an instrument value of $Z + \kappa$ and take the control when they are assigned an instrument value $Z - \kappa$. For example, if Z denotes distance to the nearest hospital that provides a particular treatment of interest and A is an indicator of receiving that treatment, a difference of 2κ could be defined as distance to the hospital that would alter the intervention received. Mauro et al. (2018) elucidate advantages to this type of causal estimand. We provide details of our causal estimand (2) when the instrument is continuous in the Supporting Information. In the remaining sections, we focus on the estimation of (1) with a binary IV.

2.3 Identification

Clearly, for each subject, we are not able to observe the potential outcomes under both treatments nor under different instrument values. Moreover, Y_t is not observable if censoring precedes the event at t . The following identification assumptions are thus needed to estimate $\psi^b(t)$ from the observables, $\mathcal{O} = (\mathbf{X}_0, Z, A, RY_1, RY_2, \dots, RY_\tau)$.

- (A1) Consistency: If $Z = z$, then $A = A^z$; if $A = a$, then $Y_t = Y_t^a$.
- (A2) Ignorability: $Z \perp\!\!\!\perp (Y_t^z, A^z) | \mathbf{X}_0$
- (A3) Exclusion restriction: $Y_t^{Z=z} = Y_t^{Z=z, A^z} = Y_t^{A^z}$.
- (A4) Independent censoring indicator: $R \perp\!\!\!\perp (Y_t, Y_{t+1}, \dots, Y_\tau) | \mathbf{X}_0, Z, A$.
- (A5) Positivity: $\mathbb{P}(Z = z | \mathbf{X}_0) > 0$, $\mathbb{P}(R = 1 | \mathbf{X}_0, Z = z, A = a) > 0$, $\mathbb{P}(A = 1 | \mathbf{X}_0, Z = z) > 0$ a.e. for $z \in \{0, 1\}$.
- (A6) Monotonicity: $\mathbb{P}(A^{Z=0} > A^{Z=1}) = 0$; i.e., $\mathbb{P}(A^{Z=1} \leq A^{Z=0}) = 1$.

Assumptions (A1)–(A6) are needed to bridge the gap between observations and potential outcomes, and observables and non-observables. Note that Assumption (A4) is a key assumption needed to identify the causal effect when there is censoring. This assumption implies that whether an event precedes censoring is independent of the survival indicator at *any time point* t ($= 0, 1, \dots, \tau$) conditional on baseline covariates, instrument, and treatment. Assumption (A4) puts a constraint on the gap time between the censoring and failure times, i.e. $Q := T - C$; if this gap time Q , which is not observable, is conditionally independent of failure time T , then (A4) holds. Therefore, if the censoring time is a random perturbation around the failure time (e.g. when a patient’s exit time from the study is nearly randomly distributed around their failure time), then

assumption (A4) is satisfied. In other words, in practice, if censoring time is strongly associated with failure time, (A4) would be a reasonable assumption. However, this assumption might not be justifiable in some contexts (e.g. administrative censoring or uniformly distributed censoring times), so we will consider ignorable censoring in Section 3.2.

3 Proposed Nonparametric Estimator

We have discussed a set of identification assumptions to connect our target estimand (1), represented through counterfactuals, to observable quantities. We now focus on understanding the true data-generating process \mathbb{P} of the observed data \mathcal{O} (under identification assumptions) to estimate our causal estimand in (1) with reasonably small bias and variance. This is often accomplished with parametric modeling of \mathcal{O} ; for example, we often directly fit a Cox proportional hazards model for T conditioned on A and \mathbf{X}_0 . However, it is almost impossible to guarantee that we have modeled the true data generating process correctly, particularly when \mathbf{X}_0 is high-dimensional. We instead present a causal estimator with more flexible properties using its influence function; in this case we do not need to know the true data-generating process of baseline covariates, the instrumental variable, the treatment variable, the censoring indicator, or survival time: $(\mathbf{X}_0, Z, A, R, \{Y_t : t = 0, 1, \dots, \tau\})$.

Influence function-based causal inference has only recently been considered in the IV (Mauro et al., 2018; Kennedy et al., 2019) and survival (Yang et al., 2020; Dukes et al., 2019; Díaz, 2019) settings, but has not been developed for IV-based survival analysis. An influence function for a causal estimand provides an optimal estimator, with knowledge on asymptotic behaviour, and promises both flexibility and efficiency. Finding an influence function is often challenging, but representing the target estimand as a series of conditional expectations can provide relatively simple and intuitive influence functions. Van der Laan et al. (2003) and Kennedy (2016) provide excellent reviews of influence function theory. Here, we develop an influence function-based estimator for the LATE and demonstrate its estimation procedure and properties.

3.1 Nonparametric estimator conditioning on non-censored subjects

An influence function is a function of the observed data, so we must first convert counterfactuals into observable quantities. The following Lemma shows how to represent our target estimand (1) through identifiable conditional expectations.

Lemma 1. *(Target estimand $\psi^b(t)$ through conditional expectations). Under the identification assumptions (A1)-(A6), our target estimand, the LATE of A on Y_t , can be represented through the following conditional expectations:*

$$\psi^b(t) = \frac{\mathbb{E}(\mathbb{E}(Y_t|\mathbf{X}_0, Z = 1)) - \mathbb{E}(\mathbb{E}(Y_t|\mathbf{X}_0, Z = 0))}{\mathbb{E}(\mathbb{E}(A|\mathbf{X}_0, Z = 1)) - \mathbb{E}(\mathbb{E}(A|\mathbf{X}_0, Z = 0))},$$

where $\mathbb{E}(Y_t|\mathbf{X}_0, Z = z) = \sum_{a \in \{0,1\}} \mathbb{E}(Y_t|\mathbf{X}_0, R = 1, Z = z, A = a) \mathbb{P}(A = a|\mathbf{X}_0, Z = z)$ for $z \in \{0, 1\}$.

Note that due to censoring, if $R = 0$ (i.e. if censoring precedes event), Y_t might not be observed, so we cannot identify $\mathbb{E}(Y_t|\mathbf{X}_0, Z = 1)$. However, if we expand $\mathbb{E}(Y_t|\mathbf{X}_0, Z)$ into two conditionals,

we are able to identify it using two, identifiable expectations:

$$\begin{aligned}\mathbb{E}(Y_t|\mathbf{X}_0, Z) &= \sum_{a \in \{0,1\}} \mathbb{E}(Y_t|\mathbf{X}_0, Z, A = a)\mathbb{P}(a|\mathbf{X}_0, Z) \\ &= \sum_{a \in \{0,1\}} \mathbb{E}(Y_t|\mathbf{X}_0, Z, A = a, R = 1)\mathbb{P}(a|\mathbf{X}_0, Z).\end{aligned}$$

The last equality in the above is due to (A4). For ease of notation, we represent the estimand as: $\phi_1^{b,Z=j}(t) = \mathbb{E}(\mathbb{E}(Y_t|\mathbf{X}_0, Z = j))$, $\phi_2^{b,Z=j} = \mathbb{E}(\mathbb{E}(A|\mathbf{X}_0, Z = j))$ for $j \in \{0,1\}$, and $\psi^b(t) = \left\{ \phi_1^{b,Z=1}(t) - \phi_1^{b,Z=0}(t) \right\} \left\{ \phi_2^{b,Z=1} - \phi_2^{b,Z=0} \right\}^{-1} := \phi_1^b(t)(\phi_2^b)^{-1}$.

Before introducing an influence function of $\psi^b(t)$, we consider the following nuisance functions that are estimable from the data where $\mathbb{I}(\cdot)$ is an indicator function:

- (i) **Survival indicator:** $\mu_{t,z,a}(\mathbf{X}_0) = \mathbb{E}(Y_t|\mathbf{X}_0, Z = z, A = a) = \mathbb{E}(Y_t|\mathbf{X}_0, R = 1, Z = z, A = a)$.
- (ii) **Censoring indicator:** $\omega_{z,a}(\mathbf{X}_0) = \mathbb{E}(\mathbb{I}(T < C)|\mathbf{X}_0, Z = z, A = a)$.
- (iii) **Treatment propensity score:** $\pi_z(\mathbf{X}_0) = \mathbb{E}(A|\mathbf{X}_0, Z = z)$.
- (iv) **Instrument prevalence:** $\delta_z(\mathbf{X}_0) = \mathbb{P}(Z = z|\mathbf{X}_0)$.

We now introduce an efficient influence function of $\psi^b(t)$ and a causal estimator based on this influence function. Let $\mathbf{IF}(f)$ be an operator that produces an efficient influence function given a function f and let \mathbb{P}_n denote the empirical measure. For notational simplicity, we omit (\mathbf{X}_0) from each of the nuisance functions. Unless otherwise mentioned, all nuisance functions are conditioned on baseline covariates \mathbf{X}_0 .

Theorem 2 (Influence function of $\psi^b(t)$). *Under identification assumptions (A1)-(A6), the efficient influence function of the causal difference in survival probability among compliers, $\psi^b(t)$, is given by:*

$$\mathbf{IF}\left(\psi^b(t)\right) = \left\{ (M_1(t) - M_0(t)) - \psi^b(t)(\Pi_1 - \Pi_0) \right\} / \phi_2^b,$$

where, for each of the instrumental variable values $j = 0, 1$:

$$\begin{aligned}M_j(t) &= \mu_{t,j,1}\pi_j + \mu_{t,j,0}(1 - \pi_j) + \frac{\mathbb{I}(Z = j)}{\delta_j} \left[\frac{RA}{\omega_{j,1}}(Y_t - \mu_{t,j,1}) + \mu_{t,j,1}(A - \pi_j) \right] \\ &+ \frac{\mathbb{I}(Z = j)}{\delta_j} \left[\frac{R(1 - A)}{\omega_{j,0}}(Y_t - \mu_{t,j,0}) + \mu_{t,j,0}((1 - A) - (1 - \pi_j)) \right] \\ \Pi_j &= (A - \pi_j)\mathbb{I}(Z = j)/\delta_j + \pi_j.\end{aligned}$$

Note that in the above equation, all of the variables are observable given the estimated nuisance functions – in particular, Y_t is always accompanied by $R = 1$. The influence function above guides us in constructing an efficient, nonparametric causal estimator for (1) that solves the estimating equation $\mathbb{P}_n\left(\mathbf{IF}\left(\psi^b(t); \hat{\Theta}_t\right)\right) = 0$ given $\hat{\Theta}_t = \{\hat{\mu}_{t,z,a}, \hat{\omega}_{z,a}, \hat{\pi}_z, \hat{\delta}_z\}$.

Proposition 1 (Influence function-based estimator for $\psi^b(t)$). *An influence function-based estimator for $\psi^b(t)$ given the estimated nuisance functions is as follows:*

$$\hat{\psi}^b(t) = \mathbb{P}_n\left(\hat{M}_1(t) - \hat{M}_0(t)\right) / \mathbb{P}_n\left(\hat{\Pi}_1 - \hat{\Pi}_0\right). \quad (3)$$

In Section 4, we provide estimation procedures and theoretical properties of this estimator. In parallel, we present the influence function for (2) under a continuous instrument in the Supporting Information S3.

3.2 Nonparametric estimator conditioning on the risk set

We provide a causal estimator under the common ignorable censoring assumption. Consider replacing (A4) by (A4*) Random censoring : $T \perp\!\!\!\perp C \mid A, \mathbf{X}_0$. The fundamental difference between (A4) and (A4*) is in the *conditioning set* induced by censoring. Under (A4), the distribution of Y_t is identified by conditioning on the non-censoring indicator $R = 1$, which is time-invariant; on the other hand, (A4*) identifies the discrete hazards up to time point t by conditioning on the risk set at $k = 1, 2, \dots, t$, which is time-varying. Accordingly, nuisance functions that involve censoring, i.e. the conditional distribution of Y_t and the censoring distribution, will be estimated differently under (A4*).

Under ignorable censoring assumption (A4*), an influence function-based nonparametric estimator for survival probabilities was proposed by Díaz (2019). In that work, survival and censoring functions were constructed through the product of hazards conditional on events only being observed at a finite number of time points, $t = 1, 2, \dots, \tau$. First, let's consider the following nuisance functions:

- (i) **Survival function:** $S_{t,z,a}(\mathbf{X}_0) = \mathbb{E}(Y_t | \mathbf{X}_0, Z = z, A = a) = \prod_{k=1}^t \{1 - h_k(\mathbf{X}_0, Z = z, A = a)\}$, where $h_k(\mathbf{X}_0, Z = z, A = a) = \mathbb{E}(\mathbb{I}(\min(T, C) = k, R = 1) | \mathbf{X}_0, Z = z, A = a)$.
- (ii) **Censoring function:** $G_{t,z,a}(\mathbf{X}_0) = \mathbb{E}(\mathbb{I}(C > t) | \mathbf{X}_0, Z = z, A = a) = \prod_{k=1}^t \{1 - g_k(\mathbf{X}_0, Z = z, A = a)\}$, where $g_k(\mathbf{X}_0, A = a, Z = z) = \mathbb{E}(\mathbb{I}(\min(T, C) = k, R = 0) | \mathbf{X}_0, Z = z, A = a)$.
- (iii) **Treatment propensity scores:** $\pi_z(a; \mathbf{X}_0) = \mathbb{E}(A = a | \mathbf{X}_0, Z = z)$.

Then the estimator based on the efficient influence function for $\mathbb{E}(Y_t^{A=1} - Y_t^{A=0})$ proposed in Díaz (2019) is given by:

$$\begin{aligned} \hat{\psi}_{\text{Naive-hazard}}^b(t) &= \mathbb{P}_n [\Lambda^{A=1}(t) - \Lambda^{A=0}(t)] \\ \Lambda^{A=a}(t) &= - \sum_{k=1}^t \frac{\mathbb{I}(A = a) \mathbb{I}(Y_{k-1} = 1)}{\pi(a; \mathbf{X}_0) G_{k-1,a}(\mathbf{X}_0)} \frac{S_{t,a}(\mathbf{X}_0)}{S_{k,a}(\mathbf{X}_0)} \{R \mathbb{I}(Y_k = 0) - h_k(\mathbf{X}_0, A = a)\} + S_{t,a}(\mathbf{X}_0), \end{aligned} \quad (4)$$

where $S_{k,a}(\mathbf{X}_0) = \prod_{l=1}^k \{1 - h_l(\mathbf{X}_0, A = a)\}$ and $G_{k,a}(\mathbf{X}_0) = \prod_{l=1}^k \{1 - g_l(\mathbf{X}_0, A = a)\}$ for $a \in \{0, 1\}$.

The above estimator $\hat{\psi}_{\text{Naive-hazard}}^b(t)$ was shown to be a doubly robust and efficient estimator in the absence of unmeasured confounding (Díaz, 2019). Note that we omit the subscript z for each function since they do not condition on an instrument Z .

However, the estimator $\hat{\psi}_{\text{Naive-hazard}}^b(t)$ is susceptible to unmeasured confounding. By adapting the above estimator (4), we propose a new influence function-based estimator for the LATE (1) that retains the same properties as (4) even in the presence of unmeasured confounding. To do so, we introduce a binary instrument Z with an additional nuisance function **(iv) instrumental prevalence:** $\delta_z(\mathbf{X}_0) = p(Z = z | \mathbf{X}_0)$. Then the next theorem introduces an influence function-based estimator for $\psi^b(t)$ under ignorable censoring (A4*). We call this estimator $\hat{\psi}_{\text{IF-hazard}}^b(t)$.

Theorem 3. (Influence function-based estimator for $\psi^b(t)$ using discrete hazards) Under the causal conditions (A1)–(A3), censoring condition (A4*), and the monotonicity assumption (A6), the ef-

efficient influence function-based estimator for $\psi^b(t)$ is given by:

$$\begin{aligned}\hat{\psi}_{IF\text{-hazard}}^b(t) &= \frac{\mathbb{P}_n(\tilde{\Lambda}^{Z=1} - \tilde{\Lambda}^{Z=0})}{\mathbb{P}_n(\Pi_1 - \Pi_0)}, \text{ where } \tilde{\Lambda}^{Z=z} = \tilde{\Lambda}^{Z=z, A=1} + \tilde{\Lambda}^{Z=z, A=0}, \\ \tilde{\Lambda}^{Z=z, A=a} &= -\frac{\mathbb{I}(Z=z)}{\delta_z(\mathbf{X}_0)} \left[\sum_{k=1}^t \frac{\mathbb{I}(A=a)\mathbb{I}(Y_{k-1}=1)}{\pi_z(a; \mathbf{X}_0)G_{k-1,z,a}(\mathbf{X}_0)} \frac{S_{t,z,a}(\mathbf{X}_0)}{S_{k,z,a}(\mathbf{X}_0)} \{R\mathbb{I}(Y_k=0) - h_k(\mathbf{X}_0, z, a)\} \right] \\ &\quad + \frac{\mathbb{I}(Z=z)}{\delta_z(\mathbf{X}_0)} S_{t,z,a}(\mathbf{X}_0)(\mathbb{I}(A=a) - \pi_z(a; \mathbf{X}_0)) + S_{t,z,a}(\mathbf{X}_0)\pi(a; \mathbf{X}_0),\end{aligned}\tag{5}$$

assuming a new positivity assumption (A5*) $\delta_z(\mathbf{X}_0), \pi_z(a; \mathbf{X}_0), G_{k,z,a}(\mathbf{X}_0), S_{k,z,a}(\mathbf{X}_0) > 0$ for all $a, z \in \{0, 1\}$ and $k = 1, 2, \dots, t$.

The estimator (5) replaces $\hat{\mathbb{E}}(Y_t|\mathbf{X}_0, Z=z)$ in (3) by a collection of estimated hazard functions until time t (instead of directly estimating the survival function through conditional expectation of a binary Y_t). The estimator (5) is a reasonable choice under administrative censoring and with failure times observed only at certain time points. When the ignorable censoring assumption (A4*) is violated, however, the performance of the estimator (5) becomes highly biased and unstable, as we demonstrate in our later simulation studies.

3.3 Estimation and Properties of an Estimator

A principal advantage of our proposed estimator (3) is that each of the nuisance functions $\hat{\Theta}_t$ can be estimated nonparametrically. Similarly, we can also nonparametrically estimate the hazard functions for failure and censoring times for estimator (5) as well as $\{\hat{\delta}, \hat{\pi}\}$. Once all of the nuisances are estimated, we take a sample average with the estimated nuisance functions to obtain the estimates (3) and (5), respectively. However, if these two processes use all n i.i.d. samples $\mathbf{O}_n = \{\mathcal{O}_i\}_{i=1}^n$, this may result in overfitting because the same data will be used twice for nuisance function estimation and for causal effect estimation. For this reason, we use sample splitting (Wager and Athey, 2018; Chernozhukov et al., 2018), or cross-fitting (Díaz, 2019). Specifically, we partition the data into K mutually exclusive groups, $G_1 \cup G_2 \cup \dots \cup G_K = \mathbf{O}_n$. We then use the data excluding one group $\mathbf{O}_n \setminus G_k$ to estimate the nuisance functions and use the remaining sample in G_k to evaluate the causal effect for each iteration k ($= 1, 2, \dots, K$). Combining all estimates across the k iterations, the proposed estimator for a binary instrument using sample splitting is given by:

$$\hat{\psi}^{b, \text{split}}(t) = \frac{1}{K} \sum_{k=1}^K \hat{\psi}^{b(k)}(t).\tag{6}$$

To nonparametrically estimate each nuisance function for $\hat{\psi}^{b(k)}(t)$ we can use, for example, random forests implemented in the **ranger** package (Wright et al., 2019) available in R (see Algorithm 1 in the Supporting Information). For our proposed estimator (3), however, we directly estimate the conditional density of the binary outcome Y_t at a given time point, instead of estimating a whole survival function; in fact, this enables us to dramatically reduce computing time. For the proposed estimator (5), we can also estimate the discrete hazards functions $\hat{h}_t(\mathbf{X}_0, Z, A)$ and $\hat{g}_t(\mathbf{X}_0, Z, A)$ using conditional binary outcome models instead of estimating the whole survival function nonparametrically.

Further, sample splitting allows us to partition the total error into (i) the error resulting from estimation of nuisance functions (e.g. error due to using $\hat{\mu}_{t,z,a}$ instead of $\mu_{t,z,a}$) and (ii) the error from sample approximation (i.e. error due to using \mathbb{P}_n instead of \mathbb{P}). This is particularly useful for studying the asymptotic behavior of the proposed estimators, which we discuss next.

4 Asymptotic properties of estimators

The next two theorems address the large-sample behavior of our two proposed estimators (3) and (5). First consider the following conditions for (3):

(C1) The nuisance functions for each estimator are in the Donsker class.

(C2) For some constant $\epsilon > 0$, $\mathbb{P}(\epsilon < \hat{\omega}_{z,a} \hat{\delta}_z < \infty) = 1$ and $\mathbb{P}(\epsilon < \delta_z < \infty) = 1$ for all $z, a \in \{0, 1\}$.

However, belonging to a Donsker class (C1) may restrict the complexity of the estimators; here we use sample splitting to alleviate some of the Donsker class restrictions (Chernozhukov et al., 2018; Díaz, 2020).

Theorem 4. (*Asymptotic distribution of $\hat{\psi}^b(t)$ (3)*) Under (C1)–(C2) in addition to identification conditions (A1)–(A6),

$$\begin{aligned} & \hat{\psi}^b(t; \hat{\Theta}) - \psi^b(t; \Theta) \\ & \lesssim \sum_{z,a \in \{0,1\}} \left(\|\omega_{z,a} \delta_z - \hat{\omega}_{z,a} \hat{\delta}_z\| \cdot \|\mu_{t,z,a} - \hat{\mu}_{t,z,a}\| \right) + \sum_{z \in \{0,1\}} \left(\|\delta_z - \hat{\delta}_z\| \cdot \|\pi_z - \hat{\pi}_z\| \right) + o_p(n^{1/2}). \end{aligned} \quad (7)$$

Theorem 4 implies (i) double robustness between the outcome distribution and the joint distribution of the censoring and instrument indicators and between the instrument indicator and the treatment indicator; and (ii) $n^{1/4}$ convergence rate of each nuisance function to guarantee \sqrt{n} -convergence of $\hat{\psi}^b(t; \hat{\Theta})$.

For estimator (5), we prove double robustness by adapting the proof presented in Moore and van der Laan (2009). Here we assume (C1) and replace (C2) by (C2*): $\mathbb{P}(\epsilon < \pi_z(a) < \infty) = 1$, $\mathbb{P}(\epsilon < \hat{\delta}_z \hat{G}_{k-1,z,a} < \infty) = 1$, $\mathbb{P}(\epsilon < \hat{S}_{t,z,a} < \infty) = 1$, and $\mathbb{P}(\epsilon < \hat{\delta}_z < \infty) = 1$.

Theorem 5. (*Asymptotic distribution of $\hat{\psi}_{IF-hazard}^b(t)$*) When nuisance functions are in the Donsker class or estimated using sample splitting,

$$\begin{aligned} \hat{\psi}_{IF-hazard}^b(t; \hat{\Theta}) - \psi_{IF-hazard}^b(t; \Theta) & \lesssim \sum_{z,a \in \{0,1\}} \|S_{t,z,a} - \hat{S}_{t,z,a}\| \left\| \sum_{k=1}^t (\delta_z G_{k-1,z,a} - \hat{\delta}_z \hat{G}_{k-1,z,a}) \right\| \\ & + \sum_{z,a \in \{0,1\}} \|\delta_z - \hat{\delta}_z\| \|\pi_z(a) - \hat{\pi}_z(a)\| + o_p(n^{1/2}). \end{aligned} \quad (8)$$

under (C2*) and (A1)–(A3), (A4*), (A5*), and (A6).

Theorem 5 demonstrates the doubly robust properties of (5). All proofs are provided in the Supporting Information. These asymptotic results are supported by our numerical results in the next section.

5 Simulation Studies

We present two numerical studies. First, we investigate the finite-sample performance of our proposed estimator $\hat{\psi}^b(t)$ in (3) under various scenarios including model misspecification. Second, we explore the performance of the previously described influence function-based estimators (3), (4), and (5) under different censoring and unmeasured confounding scenarios.

5.1 Simulation settings

We consider two survival outcome models that are commonly implemented in clinical studies: (i) Cox proportional hazards model and (ii) additive hazards model. We correctly specify each data generating model for survival outcomes in our parametric estimation, but we also consider nonparametric estimation that does not involve any modeling. Consider the following data generating models with baseline covariates $\mathbf{X}_{i,0} \stackrel{i.i.d.}{\sim} \text{MVN}(\mathbf{0}, \mathbf{I}_{5 \times 5})$, binary instruments generated from $\text{logit}(p(Z_i = 1|\mathbf{X}_0)) = \mathbf{X}_0' \boldsymbol{\kappa}$, and binary treatments from $\text{logit}(p(A|\mathbf{X}_0, Z, U)) = -0.1 + \mathbf{X}_0' \boldsymbol{\alpha}_x + Z\alpha_z + U\alpha_u$. We generated a non-censoring indicator from $\text{logit}(p(R|\mathbf{X}_0, Z, A)) = \mathbf{X}_0' \boldsymbol{\gamma}_x + Z\gamma_z + A\gamma_z$. The two data generating models for survival outcomes are the additive hazards model, $h(t|\mathbf{X}_0, Z, A, U) = h_0(t) + \mathbf{X}_0' \boldsymbol{\beta}_x + A\beta_a + U\beta_u$, and the Cox proportional hazards model: $h(t|\mathbf{X}_0, Z, A, U) = h_0(t) \exp(\mathbf{X}_0' \boldsymbol{\beta}_x + A\beta_a + U\beta_u)$.

We compare misspecified models to the correctly specified case. We say a model is *misspecified* when we observe $\mathbf{W}_{i,0} \in \mathbb{R}^5$ instead of $\mathbf{X}_{i,0} \in \mathbb{R}^5$. The first four covariates in $\mathbf{W}_{i,0}$ are transformed versions of the first four covariates in $\mathbf{X}_{i,0}$ following Kang et al. (2007); the fifth covariate is observed correctly. Details can be found in the Supporting Information. We illustrate the performance of the proposed estimators under four different scenarios: (i) all nuisance functions correctly specified; (ii) incorrectly specified $\hat{\omega}_{z,a}, \hat{\delta}_z$; (iii) incorrectly specified $\hat{\pi}_z, \hat{\mu}_{t,z,a}$; and (iv) incorrectly specified $\hat{\pi}_z, \hat{\omega}_{z,a}$. As discussed in Section 4, the influence function-based estimators (3) and (5) should maintain their consistency under all four scenarios.

In practice when baseline covariates \mathbf{X}_0 are high-dimensional, a regression model is likely to misspecify the true data generating process. Hence, we also consider nonparametric estimation of nuisance functions using sample splitting with $K = 2$ partitions. Details of this procedure are provided for both a binary instrument and a continuous instrument in the Supporting Information.

To evaluate the performance of each estimator, we report bias and root-mean-squared error (RMSE):

$$\begin{aligned} \widehat{\text{bias}}(\hat{\psi}^b) &= \frac{1}{\tau} \sum_{t=1}^{\tau} \left| \frac{1}{I} \sum_{i=1}^I \hat{\psi}_i^b(t) - \psi_i^b(t) \right| \\ \widehat{\text{RMSE}}(\hat{\psi}^b) &= \frac{\sqrt{n}}{\tau} \sum_{t=1}^{\tau} \left[\frac{1}{I} \sum_{i=1}^I \left\{ \hat{\psi}_i^b(t) - \psi_i^b(t) \right\}^2 \right]^{1/2} \end{aligned}$$

We generated $n = 1000$ i.i.d. observations, $I = 1000$ independent times. Bias and RMSE were integrated over $\tau = 30$ time points.

5.2 Performance of $\hat{\phi}^b(t)$

For our first numerical experiment, we compare the performance of (a) $\hat{\psi}^b(t)$ in (3) with the following two simple estimators for $\psi^b(t)$ that are not based on the influence function: (b) a simple inverse-probability-weighted estimator (IPW estimator) and (c) a regression-based plug-in estimator (Plug-in estimator). See the Supporting Information for details. All three estimators, (a), (b), and (c), require all or some of the four estimated nuisance functions $\hat{\Theta}_t$. Under parametric modeling, we fit a survival outcome model for T following the same model that T was generated from, i.e. either a Cox model or an additive hazards model.

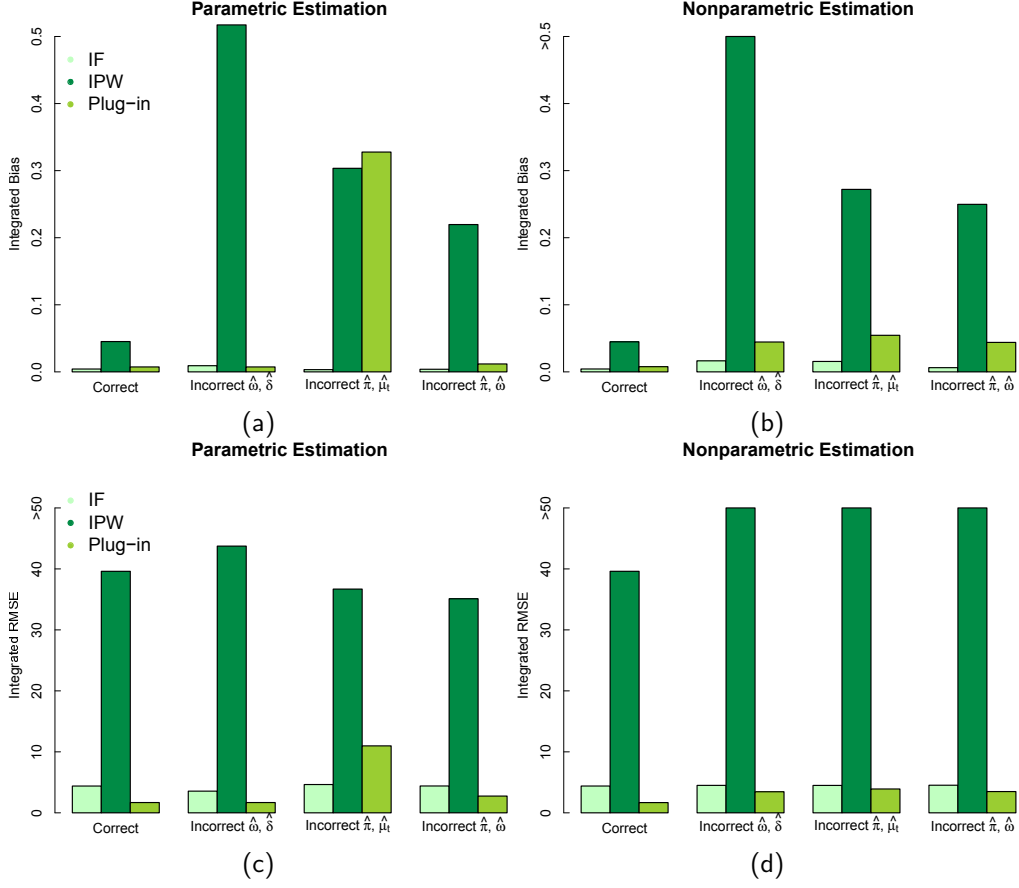


Figure 1: Bias (upper panel) and RMSE (lower panel) of $\hat{\psi}^b(t)$, $\hat{\psi}_{ipw}^b(t)$, and $\hat{\psi}_{plugin}^b(t)$ with parametric nuisance functions estimation (left panel) and nonparametric estimation (right panel) when survival outcomes are generated from a Cox proportional model and an instrument is binary. Sample size is $n = 1000$ and each scenario was replicated $I = 1000$ times.

Figure 1 presents the bias and RMSE for each scenario when survival outcomes are generated from a Cox model. First, our proposed estimator (IF) demonstrates the smallest bias and RMSE across all four scenarios in parametric estimation, and exhibits almost equivalent performance under nonparametric estimation. On the other hand, the IPW estimator is most biased under scenario (ii) and also shows noticeable bias under scenarios (iii) and (iv); in general the IPW estimator also has largest RMSE. As expected, the plug-in estimator that only uses $\hat{\pi}_z$ and $\hat{\mu}_{t,z,a}$ is most biased under (iii) when the two nuisance functions are incorrect and (iv) when one of them is incorrect with parametric estimation. Generally, when the nuisance functions are nonparametrically estimated, all three estimators are less sensitive to model misspecification. This demonstrates robustness of nonparametric estimation to covariate transformation. When the model is correctly specified, the parametric estimator of (3) performed similarly to the nonparametric estimator where the nuisance functions might not converge at \sqrt{n} -rate. Similar results when survival outcomes are generated from an additive hazards model are presented in the Supporting Information.

5.3 Performance of estimators under different censoring and unmeasured confounding conditions

For the second experiment, we compare the performance of three influence function-based estimators, $\hat{\psi}_{\text{Naive-hazard}}^b(t)$, $\hat{\psi}_{\text{IF-hazard}}^b(t)$, and $\hat{\psi}^b(t)$ under different censoring and unmeasured confounding assumptions. We generated the failure times from a Cox model, and the censoring times under three different scenarios. We also control the amount of unmeasured confounding for each scenario: (i) $C \stackrel{i.i.d.}{\sim} \text{Uniform}(10, 100)$ and $\beta_u = 2.5$; (ii) $C \stackrel{i.i.d.}{\sim} T + \text{Uniform}(-10, 50)$ and $\beta_u = 2.5$; and (iii) $C = 20$ and $\beta_u = 0$. Scenario (i) satisfies (A4*); (ii) satisfies (A4); and (iii) satisfies (A4*) and assumes no unmeasured confounding.

Similar to the previous experiment, we evaluate the causal effect both using parametric and nonparametric nuisance function estimation, and also simulate three different misspecified models as described in the previous simulation study. To make discrete hazard functions valid, censoring and failure times are rounded down to integer values. In our setting, we set $\mathbb{E}(Y_t^{A=1} - Y_t^{A=0}) = \mathbb{E}(Y_t^{A=1} - Y_t^{A=0} | A^{Z=1} > A^{Z=0})$, i.e. the LATE is the same as the ATE, making the target estimand the same across the three estimators. Table 1 presents the integrated bias in three causal estimators

	Parametric estimation			Nonparametric estimation		
	$\hat{\psi}_{\text{Naive-hazard}}^b(t)$	$\hat{\psi}_{\text{IF-hazard}}^b(t)$	$\hat{\psi}^b(t)$	$\hat{\psi}_{\text{Naive-hazard}}^b(t)$	$\hat{\psi}_{\text{IF-hazard}}^b(t)$	$\hat{\psi}^b(t)$
Scenario (i)						
Correct	17.66	2.04	2.57	11.97	3.03	7.48
Incorrect $\hat{\omega}, \hat{\delta}$	17.65	3.94	9.35	11.57	4.19	8.18
Incorrect $\hat{\pi}, \hat{\mu}_t$	19.49	2.60	2.68	11.79	2.41	8.00
Incorrect $\hat{\pi}, \hat{\omega}$	17.43	2.18	2.81	11.67	3.22	8.04
Scenario (ii)						
Correct	$> 10^{10}$	$> 10^{10}$	1.01	7.96	4.60	1.66
Incorrect $\hat{\omega}, \hat{\delta}$	$> 10^{10}$	$> 10^{10}$	4.81	7.70	5.92	2.67
Incorrect $\hat{\pi}, \hat{\mu}_t$	$> 10^{10}$	$> 10^{10}$	0.94	7.86	4.23	2.88
Incorrect $\hat{\pi}, \hat{\omega}$	$> 10^{10}$	$> 10^{10}$	0.96	7.79	4.76	2.33
Scenario (iii)						
Correct	1.49	1.58	18.05	3.73	3.20	16.49
Incorrect $\hat{\omega}, \hat{\delta}$	1.49	2.10	21.85	3.94	5.96	22.21
Incorrect $\hat{\pi}, \hat{\mu}_t$	4.61	1.99	17.69	2.69	3.58	17.10
Incorrect $\hat{\pi}, \hat{\omega}$	1.56	1.61	21.88	3.02	4.07	18.07

Table 1: $100 \times \widehat{\text{Bias}}$ of three influence functions under three different scenarios (i)-(iii). In case of parametric estimation, we mark the case when each estimator that satisfies the censoring and unmeasured confounding assumption. Because $\hat{\psi}_{\text{Naive-hazard}}^b(t)$ does not use the instrumental density δ function, "Incorrect $\hat{\omega}, \hat{\delta}$ " in fact only indicates incorrectly specified ω function for $\hat{\psi}_{\text{Naive-hazard}}^b(t)$.

under three different scenarios. First, with parametric estimation, $\hat{\psi}_{\text{IF-hazard}}^b(t)$ has the smallest bias under (i), but exhibits significant sensitivity to nonignorable censoring in (ii). The naive estimator $\hat{\psi}_{\text{Naive-hazard}}^b(t)$ that does not use an IV retains the smallest bias under scenario (iii) where there is no unmeasured confounding and administrative censoring, but it exhibits very large bias in the presence of unmeasured confounding. When nuisance functions are nonparametrically estimated, the estimator with best performance under parametric estimation also shows better performance under nonparametric estimation, but the difference in bias between the three estimators becomes smaller than what we had seen under parametric estimation. Results on the RMSE that are presented in the Supporting Information Table S1 demonstrate that our propose estimator $\hat{\psi}^b(t)$ has the smallest RMSE under scenario (ii) with parametric estimation but the naive estimator

$\hat{\psi}_{\text{Naive-hazard}}^b(t)$ has the smallest RMSE across all three scenarios under nonparametric estimation.

6 Application to Cancer Screening

We apply our proposed approach to evaluate the effect of cancer screening on survival using data from the Prostate, Lung, Colorectal, and Ovarian (PLCO) Cancer Screening Trial (Team et al., 2000). Specifically, in the colorectal cancer screening trial, approximately 150,000 participants were *randomly* assigned to either (i) the control arm of usual care or (ii) the intervention arm comprised of two colorectal cancer screening exams – at baseline and at year 5. Details of the trial can be found in Prorok et al. (2000) and Kianian et al. (2019). Here, we define our target estimand as the causal effect of colorectal screening on survival probability among those who comply with the randomized assignment. In this example, we consider time to all-cause mortality from trial entry as our main outcome.

Even though the intervention was randomly assigned, noncompliance was observed among the participants. Of the $n = 142,426$ eligible subjects (those with complete information on the baseline questionnaire, with no history of any cancer including colorectal cancer prior to entry, and age no less than 55 at trial entry), 70,578 (49.55%) participants were assigned to the control arm and 78,724 (50.45%) participants were assigned to the intervention arm. Of the 78,724 participants randomized to the intervention arm, 8,146 (11.34%) did not comply with the intervention, meaning that they did not have two colorectal screening exams.

Say Y_t is the survival indicator at time t and R indicates whether death precedes censoring. We define the instrumental variable Z to be a binary indicator of whether the participant was randomized to the intervention (control arm: $Z = 0$, intervention arm: $Z = 1$) and A is a binary indicator of the actual intervention that the participant received (control arm: $A = 0$, intervention arm: $A = 1$). Because our instrument is the randomization procedure itself, the underlying assumptions of the IV being associated with treatment, the IV not being associated with unmeasured confounders, and the exclusion restriction all obviously hold. Note that participants randomized to the control arm would not have the opportunity to have cancer screening, so $\mathbb{E}(A = 1|Z = 0) = 0$ and hence the monotonicity assumption (A6) also holds. In contrast, $\mathbb{E}(A = 0|Z = 1)$ is non-zero due to non-compliance. We take this into account by, for example, directly estimating $\mathbb{E}(Y_t|Z = 0, \mathbf{X}_0)$ via $\mathbb{E}(Y_t|Z = 0, A = 0, \mathbf{X}_0)$ and not $\sum_{a \in \{0,1\}} \mathbb{E}(Y_t|Z = 0, A = a, \mathbf{X}_0)\mathbb{P}(A = a|Z = 0, \mathbf{X}_0)$.

We consider three different estimators: $\hat{\psi}^b(t)$, $\hat{\psi}_{\text{IF-hazard}}^b(t)$, and $\hat{\psi}_{\text{Naive-hazard}}^b(t)$. Note that estimators $\hat{\psi}^b(t)$ and $\hat{\psi}_{\text{IF-hazard}}^b(t)$ target the LATE (1) while $\hat{\psi}_{\text{Naive-hazard}}^b(t)$ estimates the intent-to-treat effect. Estimator $\hat{\psi}^b(t)$ is valid under censoring assumption (A4) while $\hat{\psi}_{\text{IF-hazard}}^b(t)$ and $\hat{\psi}_{\text{Naive-hazard}}^b(t)$ are based on (A4*); on the other hand, compared to the naive estimator $\hat{\psi}_{\text{Naive-hazard}}^b(t)$, $\hat{\psi}^b(t)$ and $\hat{\psi}_{\text{IF-hazard}}^b(t)$ both provide an unbiased estimator for the causal effect even in the presence of unmeasured confounding.

Before analysis, we rounded down the observed survival times, e.g. $t = 0, 10, 20, \dots, 8000$, to be able to estimate $\hat{\psi}_{\text{IF-hazard}}^b(t)$ or $\hat{\psi}_{\text{Naive-hazard}}^b(t)$ using the nuisance discrete hazard functions. Figure 2 presents our results using these three different estimators with nonparametric nuisance function estimation. We also present the same results with parametric nuisance function estimation in the Supporting Information.

$\hat{\psi}_{\text{Naive-hazard}}^b(t)$ suggests a significantly positive intent-to-treat effect of cancer screening on survival probability, resulting in about a 2% survival difference at $t = 4000$ days assuming unmeasured confounding and ignorable censoring (A4*); however, with the same censoring assumption, $\hat{\psi}_{\text{IF-hazard}}^b(t)$ suggests an attenuated causal effect compared to the results from $\hat{\psi}_{\text{Naive-hazard}}^b(t)$ while

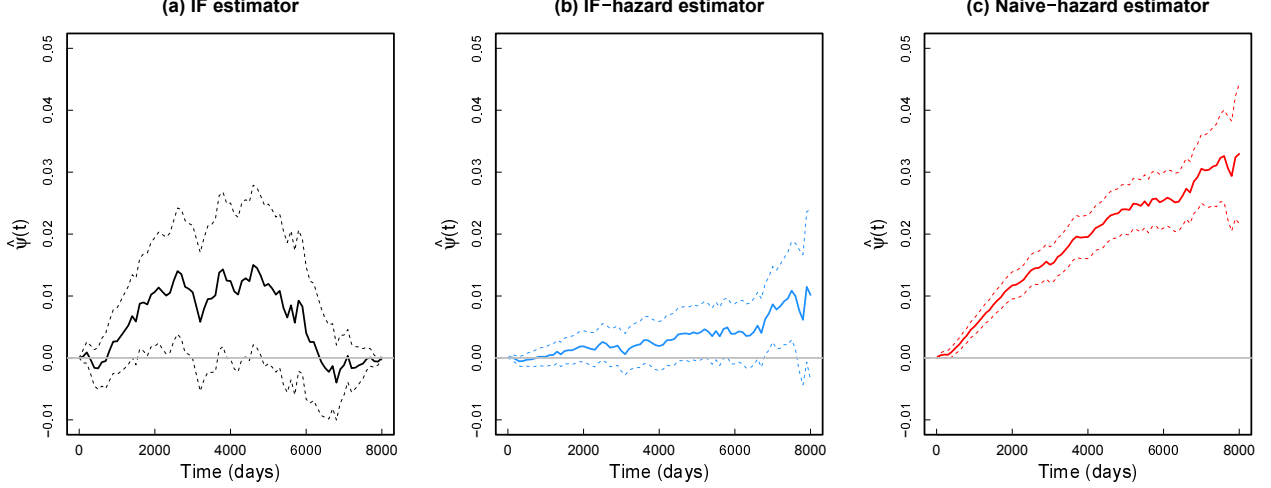


Figure 2: Estimated effect of the screening on the survival probability using three different influence function-based estimators when nuisance functions are nonparametrically identified. Point-wise confidence intervals (dotted lines) are estimated through 500 bootstrap samples.

the effect is still positive and increasing with time. This suggests that part of the effect observed from $\hat{\psi}_{\text{Naive-hazard}}^b(t)$ might be attributed to unmeasured confounding factors. On the other hand, results from $\hat{\psi}^b(t)$ indicate that ignoring the correlation between censoring and failure time later in follow-up might overestimate the causal effect on survival probability.

In fact, among the 101,442 (71.2%) subjects who were censored, 83,914 (82.7%) subjects were due to end of study, 16,568 (16.3%) subjects refused to answer, and 960 (0.1%) subjects were censored for other reasons. Therefore, it is more plausible to assume ignorable censoring than nonignorable censoring in this study. Hence, our proposed estimator $\hat{\psi}_{\text{IF-hazard}}^b(t)$ seems to be a reasonable choice for this study since it is both valid under ignorable censoring and is also robust to unmeasured confounding due to noncompliance.

7 Discussion

The goal of this work was to provide a flexible approach for the estimation of the causal effect of treatment on survival outcomes that also accounts for unmeasured confounding. To this end, we have introduced novel influence function-based estimators that leverage IV based estimation in the context of survival outcomes. We discuss identification assumptions and provide several estimators that are valid under different censoring assumptions. Our estimators are flexible and exhibit doubly robust properties. Further, they allow slow convergence of $n^{1/4}$ for each nuisance function, and allow both binary and continuous instruments. Our approach encourages the use of machine learning methods instead of less flexible parametric modeling.

In this work, we have assumed that we have a valid instrument; however, valid instruments are often not available. [Tchetgen Tchetgen et al. \(2017\)](#) and [Schooling et al. \(2019\)](#) very nicely tackle the issue of invalid instruments for survival outcomes. In future work, we plan to assess the sensitivity of our estimators to violations of the IV assumptions. Further, in this work we only consider right censored survival outcomes. Future work is planned to address interval-censoring, truncation, and competing risks which often arise in clinical studies.

Acknowledgement

The authors thank the National Cancer Institute (NCI) for access to NCI’s data collected by the Prostate, Lung, Colorectal and Ovarian (PLCO) Cancer Screening Trial. The statements contained herein are solely those of the authors and do not represent or imply concurrence or endorsement by NCI.

References

- Andersen, P. K., Syriopoulou, E., and Parner, E. T. (2017). Causal inference in survival analysis using pseudo-observations. *Statistics in medicine* **36**, 2669–2681.
- Angrist, J. D., Imbens, G. W., and Rubin, D. B. (1996). Identification of causal effects using instrumental variables. *Journal of the American Statistical Association* **91**, 444–455.
- Austin, P. C. (2014). The use of propensity score methods with survival or time-to-event outcomes: reporting measures of effect similar to those used in randomized experiments. *Statistics in medicine* **33**, 1242–1258.
- Baiocchi, M., Cheng, J., and Small, D. S. (2014). Instrumental variable methods for causal inference. *Statistics in medicine* **33**, 2297–2340.
- Brueckner, M., Titman, A., and Jaki, T. (2019). Instrumental variable estimation in semi-parametric additive hazards models. *Biometrics* **75**, 110–120.
- Burgess, S. and Thompson, S. G. (2013). Use of allele scores as instrumental variables for mendelian randomization. *International journal of epidemiology* **42**, 1134–1144.
- Cheng, Y.-J. and Wang, M.-C. (2012). Estimating propensity scores and causal survival functions using prevalent survival data. *Biometrics* **68**, 707–716.
- Chernozhukov, V., Chetverikov, D., Demirer, M., Duflo, E., Hansen, C., Newey, W., and Robins, J. (2018). Double/debiased machine learning for treatment and structural parameters. *The Econometrics Journal* **21**, C1–C68.
- Cole, S. R. and Hernán, M. A. (2004). Adjusted survival curves with inverse probability weights. *Computer methods and programs in biomedicine* **75**, 45–49.
- Díaz, I. (2019). Statistical inference for data-adaptive doubly robust estimators with survival outcomes. *Statistics in Medicine* **38**, 2735–2748.
- Díaz, I. (2020). Machine learning in the estimation of causal effects: targeted minimum loss-based estimation and double/debiased machine learning. *Biostatistics* **21**, 353–358.
- Dukes, O., Martinussen, T., Tchetgen Tchetgen, E. J., and Vansteelandt, S. (2019). On doubly robust estimation of the hazard difference. *Biometrics* **75**, 100–109.
- Frölich, M. (2007). Nonparametric iv estimation of local average treatment effects with covariates. *Journal of Econometrics* **139**, 35–75.
- Hernán, M. A. and Robins, J. M. (2006). Instruments for causal inference: an epidemiologist’s dream? *Epidemiology* pages 360–372.

- Huling, J. D., Yu, M., and O’Malley, A. J. (2019). Instrumental variable based estimation under the semiparametric accelerated failure time model. *Biometrics* **75**, 516–527.
- Kang, J. D., Schafer, J. L., et al. (2007). Demystifying double robustness: A comparison of alternative strategies for estimating a population mean from incomplete data. *Statistical science* **22**, 523–539.
- Kennedy, E. H. (2016). Semiparametric theory and empirical processes in causal inference. In *Statistical causal inferences and their applications in public health research*, pages 141–167. Springer.
- Kennedy, E. H. (2019). Nonparametric causal effects based on incremental propensity score interventions. *Journal of the American Statistical Association* **114**, 645–656.
- Kennedy, E. H., Lorch, S., and Small, D. S. (2019). Robust causal inference with continuous instruments using the local instrumental variable curve. *Journal of the Royal Statistical Society: Series B (Statistical Methodology)* **81**, 121–143.
- Kianian, B., Kim, J. I., Fine, J. P., and Peng, L. (2019). Causal proportional hazards estimation with a binary instrumental variable. *arXiv preprint arXiv:1901.11050*.
- Li, G. and Lu, X. (2015). A bayesian approach for instrumental variable analysis with censored time-to-event outcome. *Statistics in medicine* **34**, 664–684.
- Li, J., Fine, J., and Brookhart, A. (2015). Instrumental variable additive hazards models. *Biometrics* **71**, 122–130.
- MacKenzie, T. A., Tosteson, T. D., Morden, N. E., Stukel, T. A., and O’Malley, A. J. (2014). Using instrumental variables to estimate a coxs proportional hazards regression subject to additive confounding. *Health Services and Outcomes Research Methodology* **14**, 54–68.
- Martínez-Camblor, P., Mackenzie, T., Staiger, D. O., Goodney, P. P., and OMalley, A. J. (2019). Adjusting for bias introduced by instrumental variable estimation in the cox proportional hazards model. *Biostatistics* **20**, 80–96.
- Mauro, J. A., Kennedy, E. H., and Nagin, D. (2018). Instrumental variable methods using dynamic interventions. *arXiv preprint arXiv:1811.01301*.
- Moore, K. L. and van der Laan, M. J. (2009). Increasing power in randomized trials with right censored outcomes through covariate adjustment. *Journal of biopharmaceutical statistics* **19**, 1099–1131.
- Neyman, J. (1923). On the application of probability theory to agricultural experiments. essay on principles. section 9 (with discussion) translated in statistical sciences. *Statistical Science* pages 465–472.
- Nordestgaard, B. G., Palmer, T. M., Benn, M., Zacho, J., Tybjaerg-Hansen, A., Smith, G. D., and Timpson, N. J. (2012). The effect of elevated body mass index on ischemic heart disease risk: causal estimates from a mendelian randomisation approach. *PLoS medicine* **9**, e1001212.
- Ogburn, E. L., Rotnitzky, A., and Robins, J. M. (2015). Doubly robust estimation of the local average treatment effect curve. *Journal of the Royal Statistical Society: Series B (Statistical Methodology)* **77**, 373–396.

- Prorok, P. C., Andriole, G. L., Bresalier, R. S., Buys, S. S., Chia, D., Crawford, E. D., Fogel, R., Gelmann, E. P., Gilbert, F., Hasson, M. A., et al. (2000). Design of the prostate, lung, colorectal and ovarian (plco) cancer screening trial. *Controlled clinical trials* **21**, 273S–309S.
- Rassen, J. A., Brookhart, M. A., Glynn, R. J., Mittleman, M. A., and Schneeweiss, S. (2009). Instrumental variables i: instrumental variables exploit natural variation in nonexperimental data to estimate causal relationships. *Journal of clinical epidemiology* **62**, 1226–1232.
- Richardson, A., Hudgens, M. G., Fine, J. P., and Brookhart, M. A. (2017). Nonparametric binary instrumental variable analysis of competing risks data. *Biostatistics* **18**, 48–61.
- Rubin, D. B. (1974). Estimating causal effects of treatments in randomized and nonrandomized studies. *Journal of educational Psychology* **66**, 688.
- Schooling, C. M., Lopez, P., Yeung, S. A., and Huang, J. (2019). Survival bias and competing risk can severely bias mendelian randomization studies of specific conditions. *bioRxiv* page 716621.
- Tan, Z. (2006). Regression and weighting methods for causal inference using instrumental variables. *Journal of the American Statistical Association* **101**, 1607–1618.
- Tchetgen Tchetgen, E. J., Sun, B., and Walter, S. (2017). The genius approach to robust mendelian randomization inference. *arXiv preprint arXiv:1709.07779*.
- Tchetgen Tchetgen, E. J., Walter, S., Vansteelandt, S., Martinussen, T., and Glymour, M. (2015). Instrumental variable estimation in a survival context. *Epidemiology (Cambridge, Mass.)* **26**, 402.
- Team, P. P., Gohagan, J. K., Prorok, P. C., Hayes, R. B., and Kramer, B.-S. (2000). The prostate, lung, colorectal and ovarian (plco) cancer screening trial of the national cancer institute: history, organization, and status. *Controlled clinical trials* **21**, 251S–272S.
- Terza, J. V., Basu, A., and Rathouz, P. J. (2008). Two-stage residual inclusion estimation: addressing endogeneity in health econometric modeling. *Journal of health economics* **27**, 531–543.
- Van der Laan, M. J., Laan, M., and Robins, J. M. (2003). *Unified methods for censored longitudinal data and causality*. Springer Science & Business Media.
- Wager, S. and Athey, S. (2018). Estimation and inference of heterogeneous treatment effects using random forests. *Journal of the American Statistical Association* **113**, 1228–1242.
- Wan, F., Small, D., Bekelman, J. E., and Mitra, N. (2015). Bias in estimating the causal hazard ratio when using two-stage instrumental variable methods. *Statistics in medicine* **34**, 2235–2265.
- Wan, F., Small, D., and Mitra, N. (2018). A general approach to evaluating the bias of 2-stage instrumental variable estimators. *Statistics in medicine* **37**, 1997–2015.
- Wright, M. N., Wager, S., and Probst, P. (2019). A fast implementation of random forests. *R package version 0.11* **2**.
- Yang, S., Pieper, K., and Cools, F. (2020). Semiparametric estimation of structural failure time models in continuous-time processes. *Biometrika* **107**, 123–136.

Supporting Information

Software in the form of R code to implement the parametric and nonparametric estimation for the simulation study is available at one of the authors' Github repository¹, and the data is available through the National Cancer Institutes upon approval (<https://cdas.cancer.gov/plco/>).

¹<https://github.com/youjin1207/survivalIV>

Supporting Information for “Doubly Robust Nonparametric Instrumental Variable Estimators for Survival Outcomes”

S1 Proof from the main manuscript

Proof of Lemma 1.

$$\begin{aligned}
 \mathbb{E}((Y_t^{A=1} - Y_t^{A=0})\mathbb{I}(A^{Z=1} > A^{Z=0})) &= \mathbb{E}[\mathbb{E}((Y_t^{A=1} - Y_t^{A=0})(A^{Z=1} > A^{Z=0})|\mathbf{X}_0)] \\
 &= \mathbb{E}[\mathbb{E}(Y_t^{Z=1} - Y_t^{Z=0}|\mathbf{X}_0)] \\
 &= \mathbb{E}[\mathbb{E}(Y_t|\mathbf{X}_0, Z = 1) - \mathbb{E}(Y_t|\mathbf{X}_0, Z = 0)]
 \end{aligned}$$

Then for each $z \in \{0, 1\}$:

$$\begin{aligned}
 \mathbb{E}[\mathbb{E}(Y_t|\mathbf{X}_0, Z = z)] &= \mathbb{E}\left\{\sum_{a \in \{0,1\}} \mathbb{E}(Y_t|\mathbf{X}_0, Z = z, A = a)p(A = a|\mathbf{X}_0, Z = z)\right\} \\
 &= \mathbb{E}\left\{\sum_{a \in \{0,1\}} \mathbb{E}(Y_t|\mathbf{X}_0, R = 1, Z = z, A = a)p(A = a|\mathbf{X}_0, Z = z)\right\}
 \end{aligned}$$

On the other hand,

$$\begin{aligned}
 \mathbb{P}(A^{Z=1} > A^{Z=0}) &= \mathbb{P}(A^{Z=1} = 1 \text{ \& } A^{Z=0} = 0) \\
 &= \mathbb{E}[\mathbb{E}(A^{Z=1} - A^{Z=0}|\mathbf{X}_0)] \\
 &= \mathbb{E}[\mathbb{E}(A|Z = 1, \mathbf{X}_0) - \mathbb{E}(A|Z = 0, \mathbf{X}_0)].
 \end{aligned}$$

The second line follows from the monotonicity assumption. □

Proof of Theorem 1. Under the identification assumptions (A1)–(A6), our target estimand of a local

average treatment effect on Y_t can be represented through the following conditional expectations:

$$\begin{aligned}
\psi^b(t) &=: \frac{\phi_1^{b,Z=1}(t) - \phi_1^{b,Z=0}(t)}{\phi_2^{b,Z=1} - \phi_2^{b,Z=0}} \\
&= \frac{\mathbb{E}(\mathbb{E}(Y_t|\mathbf{X}_0, Z=1)) - \mathbb{E}(\mathbb{E}(Y_t|\mathbf{X}_0, Z=0))}{\mathbb{E}(\mathbb{E}(A|\mathbf{X}_0, Z=1)) - \mathbb{E}(\mathbb{E}(A|\mathbf{X}_0, Z=0))} \\
&= \{\mathbb{E}(\mathbb{E}(A|\mathbf{X}_0, Z=1)) - \mathbb{E}(\mathbb{E}(A|\mathbf{X}_0, Z=0))\}^{-1} \\
&\times \left[\mathbb{E} \left\{ \sum_{a \in \{0,1\}} \mathbb{E}(Y_t|\mathbf{X}_0, Z=1, A=a) \mathbb{P}(A=a|\mathbf{X}_0, Z=1) \right\} \right. \\
&\quad \left. - \mathbb{E} \left\{ \sum_{a \in \{0,1\}} \mathbb{E}(Y_t|\mathbf{X}_0, Z=0, A=a) \mathbb{P}(A=a|\mathbf{X}_0, Z=0) \right\} \right] \\
&= \{\mathbb{E}(\mathbb{E}(A|\mathbf{X}_0, Z=1)) - \mathbb{E}(\mathbb{E}(A|\mathbf{X}_0, Z=0))\}^{-1} \\
&\times \left[\mathbb{E} \left\{ \sum_{a \in \{0,1\}} \mathbb{E}(Y_t|\mathbf{X}_0, R=1, Z=1, A=a) \mathbb{P}(A=a|\mathbf{X}_0, Z=1) \right\} \right. \\
&\quad \left. - \mathbb{E} \left\{ \sum_{a \in \{0,1\}} \mathbb{E}(Y_t|\mathbf{X}_0, R=1, Z=0, A=a) \mathbb{P}(A=a|\mathbf{X}_0, Z=0) \right\} \right]. \tag{S1}
\end{aligned}$$

Consider the first term of $\phi_1^{b,Z=1}(t) := \phi_1^{b,Z=1,A=1}(t) + \phi_1^{b,Z=1,A=0}(t)$.

$$\begin{aligned}
\phi_1^{b,Z=1,A=1}(t) &:= \mathbb{E}(\mathbb{E}(Y_t|\mathbf{X}_0, R=1, Z=1, A=1) \mathbb{P}(A=1|\mathbf{X}_0, Z=1)) \\
&= \int_{\mathcal{X}_0} \mathbb{E}(Y_t|\mathbf{X}_0 = \mathbf{x}_0, R=1, Z=1, A=1) d\mathbb{P}(A=1|\mathbf{x}_0, Z=1) d\mathbb{P}(\mathbf{x}_0).
\end{aligned}$$

Therefore,

$$\begin{aligned}
\mathbf{IF}(\phi_1^{b,Z=1,A=1}(t)) &= \int_{\mathcal{X}_0} \mathbf{IF}\{\mu_{t,1,1}(\mathbf{x}_0)\} \pi_1(\mathbf{x}_0) d\mathbb{P}(\mathbf{x}_0) + \int_{\mathcal{X}_0} \mu_{t,1,1}(\mathbf{x}_0) \mathbf{IF}\{\pi_1(\mathbf{x}_0)\} d\mathbb{P}(\mathbf{x}_0) \\
&\quad + \int_{\mathcal{X}_0} \mu_{t,1,1}(\mathbf{x}_0) \pi_1(\mathbf{x}_0) \mathbf{IF}\{d\mathbb{P}(\mathbf{x}_0)\} \\
&=: (A) + (B) + (C),
\end{aligned}$$

where

$$\begin{aligned}
(A) &= \int_{\mathcal{X}_0} \mathbf{IF}\{\mu_{t,1,1}(\mathbf{x}_0)\} \pi_1(\mathbf{x}_0) d\mathbb{P}(\mathbf{x}_0) \\
&= \int_{\mathcal{X}_0} \frac{\mathbb{I}((\mathbf{X}_0, R, Z, A) = (\mathbf{x}_0, 1, 1, 1))}{d\mathbb{P}(\mathbf{X}_0, R=1, Z=1, A=1)} \{Y_t - \mu_{t,1,1}(\mathbf{x}_0)\} \pi_1(\mathbf{x}_0) d\mathbb{P}(\mathbf{x}_0) \\
&= \frac{(Y_t - \mu_{t,1,1}(\mathbf{x}_0)) \mathbb{I}(R=1, Z=1, A=1) \pi_1(\mathbf{x}_0)}{d\mathbb{P}(R=1|\mathbf{x}_0, Z=1, A=1) \pi_1(\mathbf{x}_0) d\mathbb{P}(Z=1|\mathbf{x}_0)} \\
&= \frac{(Y_t - \mu_{t,1,1}(\mathbf{x}_0)) \mathbb{I}(R=1, Z=1, A=1)}{\omega(\mathbf{x}_0, Z=1, A=1) \delta_1(\mathbf{x}_0)};
\end{aligned}$$

$$\begin{aligned}
(B) &= \int_{\mathcal{X}_0} \mu_{t,1,1}(\mathbf{x}_0) \mathbf{IF} \{ \pi_1(\mathbf{x}_0) \} d\mathbb{P}(\mathbf{x}_0) \\
&= \int_{\mathcal{X}_0} \mu_{t,1,1}(\mathbf{x}_0) \frac{\mathbb{I}((\mathbf{X}_0, Z) = (\mathbf{x}_0, 1))}{d\mathbb{P}(\mathbf{x}_0, Z = 1)} (A - \pi_1(\mathbf{x}_0)) d\mathbb{P}(\mathbf{x}_0) \\
&= \mu_{t,1,1}(\mathbf{x}_0) \frac{\mathbb{I}(Z = 1)}{\delta_1(\mathbf{x}_0)} (A - \pi_1(\mathbf{x}_0));
\end{aligned}$$

$$\begin{aligned}
(C) &= \int_{\mathcal{X}_0} \mu_{t,1,1}(\mathbf{x}_0) \pi_1(\mathbf{x}_0) \mathbf{IF} \{ d\mathbb{P}(\mathbf{x}_0) \} \\
&= \int_{\mathcal{X}_0} \mu_{t,1,1}(\mathbf{x}_0) \pi_1(\mathbf{x}_0) \{ \mathbb{I}(\mathbf{X}_0 = \mathbf{x}_0) - d\mathbb{P}(\mathbf{x}_0) \} \\
&= \mu_{t,1,1}(\mathbf{x}_0) \pi_1(\mathbf{x}_0) - \mathbb{E}(\mu_{t,1,1}(\mathbf{x}_0) \pi_1(\mathbf{x}_0)) \\
&= \mu_{t,1,1}(\mathbf{x}_0) \pi_1(\mathbf{x}_0) - \phi_1^{\text{b}, Z=1, A=1}(t).
\end{aligned}$$

Then the above equations finally lead to:

$$\begin{aligned}
\mathbf{IF}(\phi_1^{\text{b}, Z=1, A=1}(t)) &= \frac{\mathbb{I}(R = 1, Z = 1)}{\omega_{1,1}(\mathbf{X}_0) \delta_1(\mathbf{x}_0)} A(Y_t - \mu_{t,1,1}(\mathbf{X}_0)) + \frac{\mathbb{I}(Z = 1)}{\delta_1(\mathbf{x}_0)} \mu_{t,1,1}(\mathbf{X}_0) (A - \pi_1(\mathbf{x}_0)) \\
&\quad + \mu_{t,1,1}(\mathbf{X}_0) \pi_1(\mathbf{x}_0) - \phi_1^{\text{b}, Z=1, A=1}(t),
\end{aligned}$$

We can similarly construct $\mathbf{IF}(\phi_1^{\text{b}, Z=z, A=a}(t))$ for any $a, z \in \{0, 1\}$. Using the same notation defined in Theorem 1 in the main text, the influence function of $\phi_1^{\text{b}, Z=1}(t)$ is given by:

$$\begin{aligned}
\mathbf{IF}(\phi_1^{\text{b}, Z=1}(t)) &= (\mu_{t,1,1} \pi_1 + \mu_{t,1,0} (1 - \pi_1)) \\
&\quad + \frac{\mathbb{I}(Z = 1)}{\delta_1} \left[\frac{RA}{\omega_{1,1}} (Y_t - \mu_{t,1,1}) + \mu_{t,1,1} (A - \pi_1) \right] \\
&\quad + \frac{\mathbb{I}(Z = 1)}{\delta_1} \left[\frac{R(1 - A)}{\omega_{1,0}} (Y_t - \mu_{t,1,0}) + \mu_{t,1,0} ((1 - A) - (1 - \pi_1)) \right] \\
&=: \phi_1^{\text{b}}(t) + M_1(t).
\end{aligned}$$

On the other hand, the influence function of $\phi_2^{\text{b}, Z=1} = \mathbb{E}(\mathbb{E}(A|\mathbf{X}_0, Z = 1))$ is given by:

$$\mathbf{IF}(\phi_2^{\text{b}, Z=1}) = \frac{\mathbb{I}(Z = 1)}{\delta_1} \{A - \pi_1\} + \pi_1 - \phi_2^{Z=1}.$$

We can similarly derive $\mathbf{IF}(\phi_1^{\text{b}, Z=0}(t))$ and $\mathbf{IF}(\phi_2^{\text{b}, Z=0}(t))$. Then $\mathbf{IF}(\phi_1^{\text{b}}(t)) = \mathbf{IF}(\phi_1^{\text{b}, Z=1}(t)) + \mathbf{IF}(\phi_1^{\text{b}, Z=0}(t))$ and $\mathbf{IF}(\phi_2^{\text{b}}) = \mathbf{IF}(\phi_2^{\text{b}, Z=1}) + \mathbf{IF}(\phi_2^{\text{b}, Z=0})$. To sum up, with the same notations as

defined in Theorem 1 we have:

$$\begin{aligned}
\mathbf{IF}(\psi^b(t)) &= \frac{\mathbf{IF}(\phi_1^b(t))\phi_2^b - \phi_1^b(t)\mathbf{IF}(\phi_2^b)}{(\phi_2^b)^2} \\
&= \frac{(M_1(t) - M_0(t) + \phi_1^b(t))\phi_2^b - \phi_1^b(t)(\Pi_1 - \Pi_0 + \phi_2^b)}{(\phi_2^b)^2} \\
&= \frac{M_1(t) - M_0(t) + \phi_1^b(t)}{\phi_2^b} - \frac{\phi_1^b(t)}{(\phi_2^b)^2}(\Pi_1 - \Pi_0) - \frac{\phi_1^b(t)}{\phi_2^b} \\
&= \left\{ (M_1(t) - M_0(t)) - \psi^b(t)(\Pi_1 - \Pi_0) \right\} / \phi_2^b.
\end{aligned}$$

This finally yields an influence function-based estimator for $\psi^b(t)$:

$$\hat{\psi}^b(t) = \mathbb{P}_n \left(\hat{M}_1(t) - \hat{M}_0(t) \right) / \mathbb{P}_n \left(\hat{\Pi}_1 - \hat{\Pi}_0 \right).$$

□

Proof of Theorem 2. By [Díaz \(2019\)](#), under the identification assumptions described in the main text, the efficient influence function of $\mathbb{E}(Y_t | \mathbf{X}_0, Z = z, A = a)$ is given by:

$$\begin{aligned}
& - \sum_{k=1}^t \frac{\mathbb{I}(A = a)\mathbb{I}(Z = z)\mathbb{I}(Y_{k-1} = 1)}{\delta_z(\mathbf{X}_0)\pi_z(a; \mathbf{X}_0)G_{k-1,z,a}(\mathbf{X}_0)} \frac{S_{t,z,a}(\mathbf{X}_0)}{S_{k,z,a}(\mathbf{X}_0)} \{R\mathbb{I}(Y_k = 0) - h_{k,z,a}(\mathbf{X}_0)\} \\
& + S_{k,z,a}(\mathbf{X}_0) - \mathbb{E}(Y_t | \mathbf{X}_0, Z = z, A = a).
\end{aligned}$$

In Proof of Theorem 1, replace the influence function of $\mathbb{E}(Y_t | \mathbf{X}_0, Z = z, A = a)$ by the function above. □

Proof of Theorem 3. Consider an influence function-based estimator $\hat{\psi}^b(t)$:

$$\begin{aligned}
\hat{\psi}^b(t) &= \mathbb{P}_n \left(\hat{\phi}_1^{b,Z=1}(t) - \hat{\phi}_1^{b,Z=0}(t) \right) / \mathbb{P}_n \left(\hat{\phi}_2^{b,Z=1} - \hat{\phi}_2^{b,Z=0} \right) \\
&= \mathbb{P}_n \left(\hat{\phi}_1^b(t) \right) / \mathbb{P}_n \left(\hat{\phi}_2^b \right) \\
&= \mathbb{P}_n \left(\phi_1^b(t; \hat{\Theta}) \right) / \mathbb{P}_n \left(\phi_2^b(\hat{\Theta}) \right),
\end{aligned}$$

where Θ denotes a set of nuisance functions and $\hat{\Theta}$ is its estimates. Then we have:

$$\begin{aligned}
\hat{\psi}^b(t; \hat{\Theta}) - \psi^b(t; \Theta) &= \frac{\mathbb{P}_n \left(\phi_1^b(t; \hat{\Theta}) \right)}{\mathbb{P}_n \left(\phi_2^b(\hat{\Theta}) \right)} - \frac{\mathbb{P} \left(\phi_1^b(t; \Theta) \right)}{\mathbb{P} \left(\phi_2^b(\Theta) \right)} \tag{S2} \\
&= \frac{1}{\mathbb{P}_n(\phi_2^b(\hat{\Theta}))} \left[\mathbb{P}_n(\phi_1^b(t; \hat{\Theta})) - \mathbb{P}(\phi_1^b(t; \Theta)) - \psi^b(t) \left(\mathbb{P}_n(\phi_2^b(\hat{\Theta})) - \mathbb{P}(\phi_2^b(\Theta)) \right) \right] \\
&= o_p(n^{1/2}) + \frac{1}{\mathbb{P}_n(\phi_2^b(\hat{\Theta}))} \left[\mathbb{P}(\phi_1^b(t; \hat{\Theta}) - \phi_1^b(t; \Theta)) - \psi^b(t) \left(\mathbb{P}(\phi_2^b(\hat{\Theta}) - \phi_2^b(\Theta)) \right) \right].
\end{aligned}$$

The last equation assumes the Donsker class of nuisance functions or the sample splitting estimation for $\hat{\Theta}$, and applies the central limit theorem.

Then by iterative double conditional expectation under (A4), we have the following factorization of the nuisance functions:

$$\begin{aligned}
& \mathbb{P}(\phi_1^{b,Z=1,A=1}(t; \hat{\Theta})) - \mathbb{P}(\phi_1^{b,Z=1,A=1}(t; \Theta)) \\
&= \mathbb{E} \left[\hat{\mu}_{t,1,1} \hat{\pi}_1 + \frac{\mathbb{I}(R=1, Z=1)}{\hat{\omega}_{1,1} \hat{\delta}_1} A(Y_t - \hat{\mu}_{t,1,1}) + \frac{\mathbb{I}(Z=1)}{\hat{\delta}_1} \hat{\mu}_{t,1,1} (A - \hat{\pi}_1) - \mu_{t,1,1} \pi_1 \right] \\
&= \mathbb{E} \left[\frac{\mathbb{I}(R=1, Z=1)}{\hat{\omega}_{1,1} \hat{\delta}_1} A(\mu_{t,1,1} - \hat{\mu}_{t,1,1}) + \frac{\mathbb{I}(Z=1)}{\hat{\delta}_1} \hat{\mu}_{t,1,1} (A - \hat{\pi}_1) \right] + \mathbb{E} [\hat{\mu}_{t,1,1} \hat{\pi}_1 - \mu_{t,1,1} \pi_1] \\
&= \mathbb{E} \left[\frac{\omega_{1,1} \mathbb{I}(Z=1)}{\hat{\omega}_{1,1} \hat{\delta}_1} A(\mu_{t,1,1} - \hat{\mu}_{t,1,1}) + \frac{\mathbb{I}(Z=1)}{\hat{\delta}_1} \hat{\mu}_{t,1,1} (A - \hat{\pi}_1) \right] + \mathbb{E} [\hat{\mu}_{t,1,1} \hat{\pi}_1 - \mu_{t,1,1} \pi_1] \\
&= \mathbb{E} \left[\frac{\omega_{1,1} \mathbb{I}(Z=1)}{\hat{\omega}_{1,1} \hat{\delta}_1} \pi_1 (\mu_{t,1,1} - \hat{\mu}_{t,1,1}) + \frac{\mathbb{I}(Z=1)}{\hat{\delta}_1} \hat{\mu}_{t,1,1} (\pi_1 - \hat{\pi}_1) \right] + \mathbb{E} [\hat{\mu}_{t,1,1} \hat{\pi}_1 - \mu_{t,1,1} \pi_1] \\
&= \mathbb{E} \left[\frac{\omega_{1,1} \delta_1}{\hat{\omega}_{1,1} \hat{\delta}_1} \pi_1 (\mu_{t,1,1} - \hat{\mu}_{t,1,1}) + \frac{\delta_1}{\hat{\delta}_1} \hat{\mu}_{t,1,1} (\pi_1 - \hat{\pi}_1) \right] + \mathbb{E} [\hat{\mu}_{t,1,1} \hat{\pi}_1 - \mu_{t,1,1} \pi_1] \\
&= \mathbb{E} \left[\frac{\omega_{1,1} \delta_1 - \hat{\omega}_{1,1} \hat{\delta}_1}{\hat{\omega}_{1,1} \hat{\delta}_1} \pi_1 (\mu_{t,1,1} - \hat{\mu}_{t,1,1}) \right] + \mathbb{E} \left[\frac{\delta_1 - \hat{\delta}_1}{\hat{\delta}_1} \hat{\mu}_{t,1,1} (\pi_1 - \hat{\pi}_1) \right] \\
&\lesssim \| \omega_{1,1} \delta_1 - \hat{\omega}_{1,1} \hat{\delta}_1 \| \cdot \| \mu_{t,1,1} - \hat{\mu}_{t,1,1} \| + \| \delta_1 - \hat{\delta}_1 \| \cdot \| \pi_1 - \hat{\pi}_1 \| .
\end{aligned}$$

The last inequality holds when $\mathbb{P}(\epsilon < \hat{\omega}_{1,1} \hat{\delta}_1 < \infty) = 1$, $\mathbb{P}(\epsilon < \hat{\delta}_1 < \infty) = 1$, $\mathbb{P}(\epsilon < \pi_1 < \infty) = 1$, and $\mathbb{P}(\epsilon < \hat{\mu}_{t,1,1} < \infty) = 1$ for some $\epsilon > 0$. Note that all of these nuisance functions have a maximum of one, so roughly speaking these conditions only restrict too small values of each nuisance function. We have a similar result for $\mathbb{P}(\phi_1^{b,Z=z,A=a}(t; \hat{\Theta})) - \mathbb{P}(\phi_1^{b,Z=z,A=a}(t; \Theta))$ for any $z, a \in \{0, 1\}$.

Moreover, we can show a similar result for $\mathbb{P}(\phi_2^{b,Z=0}(\hat{\Theta})) - \mathbb{P}(\phi_2^{b,Z=0}(\Theta))$ using double conditional expectations as follows:

$$\begin{aligned}
& \mathbb{P}(\phi_2^{b,Z=1}(\hat{\Theta})) - \mathbb{P}(\phi_2^{b,Z=1}(\Theta)) \\
&= \mathbb{E} \left[\hat{\pi}_1 + \frac{\mathbb{I}(Z=1)}{\hat{\delta}_1} \{A - \hat{\pi}_1\} - \pi_1 \right] \\
&= \mathbb{E} \left[\frac{\mathbb{I}(Z=1) - \hat{\delta}_1}{\hat{\delta}_1} (\pi_1 - \hat{\pi}_1) \right] \\
&\lesssim \| \delta_1 - \hat{\delta}_1 \| \cdot \| \pi_1 - \hat{\pi}_1 \| .
\end{aligned}$$

Combining the results from the nominator and denominator together, we can finally show that Equation S2 exhibits the following double robustness structure:

$$\sum_{z,a \in \{0,1\}} \| \omega_{z,a} \delta - \hat{\omega}_{z,a} \hat{\delta} \| \| \mu_{t,z,a} - \hat{\mu}_{t,z,a} \| + \| \delta - \hat{\delta} \| \| \pi_z - \hat{\pi}_z \| + o_p(n^{1/2})$$

That is, if an outcome model is misspecified, a censoring model and an intervention density should be correctly specified; if a treatment model is misspecified, an intervention density should be correctly specified. \square

Proof of Theorem 4. The structure of this proof is similar to that of Theorem 3 except that we now have a different estimator for the failure and censoring outcomes. Since the denominator of

the estimator (3) and (5) are the same, we only need to focus on the two different numerators. Let us first examine the convergence of $\mathbb{P}(\phi_{1,\text{IF-hazard}}^{\text{b},Z=z,A=a}(t; \hat{\Theta}))$ to $\mathbb{P}(\phi_{1,\text{IF-hazard}}^{\text{b},Z=z,A=a}(t; \Theta))$ for $z, a \in \{0, 1\}$. By iterative double expectations under (A4*), we have the following factorization of the nuisance functions:

$$\begin{aligned}
& \mathbb{P}(\phi_{1,\text{IF-hazard}}^{\text{b},Z=z,A=a}(t; \hat{\Theta})) - \mathbb{P}(\phi_{1,\text{IF-hazard}}^{\text{b},Z=z,A=a}(t; \Theta)) \\
&= \mathbb{E} \left[-\frac{\mathbb{I}(Z=z)}{\hat{\delta}_z(\mathbf{X}_0)} \left[\sum_{k=1}^t \frac{\mathbb{I}(A=a)\mathbb{I}(Y_{k-1}=1)}{\hat{G}_{k-1,z,a}(\mathbf{X}_0)} \frac{\hat{S}_{t,z,a}(\mathbf{X}_0)}{\hat{S}_{k,z,a}(\mathbf{X}_0)} \{R\mathbb{I}(Y_k=0) - \hat{h}_k(\mathbf{X}_0, z, a)\} \right] \right] \\
&+ \mathbb{E} \left[\frac{\mathbb{I}(Z=z)}{\hat{\delta}_z(\mathbf{X}_0)} \hat{S}_{t,z,a}(\mathbf{X}_0) (\mathbb{I}(A=a) - \hat{\pi}_z(a; \mathbf{X}_0)) + \hat{S}_{t,z,a}(\mathbf{X}_0) \hat{\pi}(a; \mathbf{X}_0) - S_{t,z,a}(\mathbf{X}_0) \pi(a; \mathbf{X}_0) \right] \\
&= \mathbb{E} \left[-\frac{\mathbb{I}(Z=z)}{\hat{\delta}_z(\mathbf{X}_0)} \left[\sum_{k=1}^t \frac{\mathbb{I}(A=a)\mathbb{I}(C > k-1)}{\hat{G}_{k-1,z,a}(\mathbf{X}_0)} \frac{\hat{S}_{t,z,a}(\mathbf{X}_0)}{\hat{S}_{k,z,a}(\mathbf{X}_0)} \{\mathbb{I}(T=k) - \mathbb{I}(T > k-1) \hat{h}_k(\mathbf{X}_0, z, a)\} \right] \right] \\
&+ \mathbb{E} \left[\frac{\mathbb{I}(Z=z)}{\hat{\delta}_z(\mathbf{X}_0)} \hat{S}_{t,z,a}(\mathbf{X}_0) (\mathbb{I}(A=a) - \hat{\pi}_z(a; \mathbf{X}_0)) + \hat{S}_{t,z,a}(\mathbf{X}_0) \hat{\pi}(a; \mathbf{X}_0) - S_{t,z,a}(\mathbf{X}_0) \pi(a; \mathbf{X}_0) \right] \\
&= \mathbb{E} \left[-\frac{\mathbb{I}(Z=z)}{\hat{\delta}_z(\mathbf{X}_0)} \left[\sum_{k=1}^t \frac{\mathbb{I}(A=a)\mathbb{I}(C > k-1)}{\hat{G}_{k-1,z,a}(\mathbf{X}_0)} \frac{\hat{S}_{t,z,a}(\mathbf{X}_0)}{\hat{S}_{k,z,a}(\mathbf{X}_0)} S_{k-1,z,a}(\mathbf{X}_0) \{h_k(\mathbf{X}_0, z, a) - \hat{h}_k(\mathbf{X}_0, z, a)\} \right] \right] \\
&+ \mathbb{E} \left[\frac{\mathbb{I}(Z=z)}{\hat{\delta}_z(\mathbf{X}_0)} \hat{S}_{t,z,a}(\mathbf{X}_0) (\mathbb{I}(A=a) - \hat{\pi}_z(a; \mathbf{X}_0)) + \hat{S}_{t,z,a}(\mathbf{X}_0) \hat{\pi}(a; \mathbf{X}_0) - S_{t,z,a}(\mathbf{X}_0) \pi(a; \mathbf{X}_0) \right] \\
&= \mathbb{E} \left[-\frac{\delta_z(\mathbf{X}_0)}{\hat{\delta}_z(\mathbf{X}_0)} \left[\sum_{k=1}^t \frac{\pi_z(a; \mathbf{X}_0) G_{k-1,z,a}(\mathbf{X}_0)}{\hat{G}_{k-1,z,a}(\mathbf{X}_0)} \frac{\hat{S}_{t,z,a}(\mathbf{X}_0)}{\hat{S}_{k,z,a}(\mathbf{X}_0)} S_{k-1,z,a}(\mathbf{X}_0) \{h_k(\mathbf{X}_0, z, a) - \hat{h}_k(\mathbf{X}_0, z, a)\} \right] \right] \\
&+ \mathbb{E} \left[\frac{\delta_z(\mathbf{X}_0)}{\hat{\delta}_z(\mathbf{X}_0)} \hat{S}_{t,z,a}(\mathbf{X}_0) (\pi_z(a; \mathbf{X}_0) - \hat{\pi}_z(a; \mathbf{X}_0)) + \hat{S}_{t,z,a}(\mathbf{X}_0) \hat{\pi}(a; \mathbf{X}_0) - S_{t,z,a}(\mathbf{X}_0) \pi(a; \mathbf{X}_0) \right] \\
&\quad (\text{Hereafter, Let us omit the conditioning } \mathbf{X}_0 \text{ in notations for simplicity}) \\
&= \mathbb{E} \left[-\pi_z(a) \left[\sum_{k=1}^t \frac{\delta_z G_{k-1,z,a}}{\hat{\delta}_z \hat{G}_{k-1,z,a}} \frac{\hat{S}_{t,z,a}}{\hat{S}_{k,z,a}} S_{k-1,z,a} \{h_{k,z,a} - \hat{h}_{k,z,a}\} \right] \right] \\
&+ \mathbb{E} \left[\frac{\delta_z - \hat{\delta}_z}{\hat{\delta}_z} \hat{S}_{t,z,a} (\pi_z(a) - \hat{\pi}_z(a)) + \pi_z(a) (\hat{S}_{t,z,a} - S_{t,z,a}) \right].
\end{aligned}$$

Following the proof in Appendix A from [Moore and van der Laan \(2009\)](#), we may rewrite

$$\begin{aligned}
& -\pi_z(a) \left[\sum_{k=1}^t \frac{\delta_z G_{k-1,z,a}}{\hat{\delta}_z \hat{G}_{k-1,z,a}} \frac{\hat{S}_{t,z,a}}{\hat{S}_{k,z,a}} S_{k-1,z,a} \{h_{k,z,a} - \hat{h}_{k,z,a}\} - (\hat{S}_{t,z,a} - S_{t,z,a}) \right] \\
&= \pi_z(a) \hat{S}_{t,z,a} \sum_{k=1}^t \frac{\delta_z G_{k-1,z,a}}{\hat{\delta}_z \hat{G}_{k-1,z,a}} \left\{ -\frac{\hat{S}_{k,z,a} - S_{k,z,a}}{\hat{S}_{k,z,a}} + \frac{\hat{S}_{k-1,z,a} - S_{k-1,z,a}}{\hat{S}_{k-1,z,a}} \right\} + \pi_z(a) (\hat{S}_{t,z,a} - S_{t,z,a}).
\end{aligned} \tag{S3}$$

Then applying the Cauchy-Schwarz inequality, we have the following inequality.

$$\begin{aligned}
(\text{S3}) &= \pi_z(a) \hat{S}_{t,z,a} \sum_{k=1}^t \frac{\delta_z G_{k-1,z,a} - \hat{\delta}_z \hat{G}_{k-1,z,a}}{\hat{\delta}_z \hat{G}_{k-1,z,a}} \left\{ \frac{\hat{S}_{k-1,z,a} - S_{k-1,z,a}}{\hat{S}_{k-1,z,a}} - \frac{\hat{S}_{k,z,a} - S_{k,z,a}}{\hat{S}_{k,z,a}} \right\} \\
&\leq \pi_z(a) \hat{S}_{t,z,a} \left\| \sum_{k=1}^t \frac{\delta_z G_{k-1,z,a} - \hat{\delta}_z \hat{G}_{k-1,z,a}}{\hat{\delta}_z \hat{G}_{k-1,z,a}} \right\| \left\| \sum_{k=1}^t \frac{\hat{S}_{k-1,z,a} - S_{k-1,z,a}}{\hat{S}_{k-1,z,a}} - \frac{\hat{S}_{k,z,a} - S_{k,z,a}}{\hat{S}_{k,z,a}} \right\| \\
&= \pi_z(a) \|S_{t,z,a} - \hat{S}_{t,z,a}\| \left\| \sum_{k=1}^t \frac{\delta_z G_{k-1,z,a} - \hat{\delta}_z \hat{G}_{k-1,z,a}}{\hat{\delta}_z \hat{G}_{k-1,z,a}} \right\|.
\end{aligned}$$

Therefore,

$$\begin{aligned}
&\mathbb{P}(\phi_{1,\text{IF-hazard}}^{\text{b},Z=z,A=a}(t; \hat{\Theta})) - \mathbb{P}(\phi_{1,\text{IF-hazard}}^{\text{b},Z=z,A=a}(t; \Theta)) \\
&\leq \pi_z(a) \|S_{t,z,a} - \hat{S}_{t,z,a}\| \left\| \sum_{k=1}^t \frac{\delta_z G_{k-1,z,a} - \hat{\delta}_z \hat{G}_{k-1,z,a}}{\hat{\delta}_z \hat{G}_{k-1,z,a}} \right\| + \frac{\delta_z - \hat{\delta}_z}{\hat{\delta}_z} \hat{S}_{t,z,a} (\pi_z(a) - \hat{\pi}_z(a)) \\
&\lesssim \|S_{t,z,a} - \hat{S}_{t,z,a}\| \sum_{k=1}^t (\delta_z G_{k-1,z,a} - \hat{\delta}_z \hat{G}_{k-1,z,a}) + \|\delta_z - \hat{\delta}_z\| \|\pi_z(a) - \hat{\pi}_z(a)\|,
\end{aligned}$$

when $\mathbb{P}(\epsilon < \pi_z(a) < \infty) = 1$, $\mathbb{P}(\epsilon < \delta_z \hat{G}_{k-1,z,a} < \infty) = 1$, $\mathbb{P}(\epsilon < \hat{S}_{t,z,a} < \infty) = 1$, and $\mathbb{P}(\epsilon < \hat{\delta}_z < \infty) = 1$.

We can apply the above result to $\mathbb{P}(\phi_{1,\text{IF-hazard}}^{\text{b},Z=z,A=a}(t; \hat{\Theta})) - \mathbb{P}(\phi_{1,\text{IF-hazard}}^{\text{b},Z=z,A=a}(t; \Theta))$ for any $z, a \in \{0, 1\}$. If we use the convergence result for the denominator from Theorem 3, we can conclude the following double robustness for $\psi_{\text{IF-hazard}}^{\text{b}}$:

$$\sum_{z,a \in \{0,1\}} \|S_{t,z,a} - \hat{S}_{t,z,a}\| \sum_{k=1}^t (\delta_z G_{k-1,z,a} - \hat{\delta}_z \hat{G}_{k-1,z,a}) + \|\delta_z - \hat{\delta}_z\| \|\pi_z(a) - \hat{\pi}_z(a)\| o_p(n^{1/2}).$$

□

S2 Simulation models

In this supplementary section, we describe the detailed data generating models used for simulation.

S2.1 Cox proportional model

$$\begin{aligned}
\mathbf{X}_0 &\sim MVN(\mathbf{0}, \mathbf{I}_{5 \times 5}) \\
\text{logit}(p(Z=1|\mathbf{X}_0)) &= \mathbf{X}_0' \boldsymbol{\kappa} \text{ or } Z | \mathbf{X}_0 \sim N(\mathbf{X}_0' \boldsymbol{\kappa}, \mathbf{I}_{5 \times 5}) \\
\text{logit}(p(A|\mathbf{X}_0, Z, U)) &= -0.1 + \mathbf{X}_0' \boldsymbol{\alpha}_x + Z\alpha_z + U\alpha_u \\
h(t|\mathbf{X}_0, Z, A, U) &= h_0(t) \exp(\mathbf{X}_0' \boldsymbol{\beta}_x + A\beta_a + U\beta_u) \\
\text{logit}(p(R|\mathbf{X}_0, Z, A)) &= \mathbf{X}_0' \boldsymbol{\gamma}_x + Z\gamma_z + A\gamma_z
\end{aligned}$$

We generated instruments with $\boldsymbol{\kappa} = (-0.5, -0.5, 1, -1, -0.7)'$ both for a binary and continuous case (simulation with a continuous IV will be formally introduced in Section S3). For a treatment density, we set $\alpha_z = 2$; $\boldsymbol{\alpha}_x = (0.5, 0.5, -1.0, -1.0, 1.5)'$; and $\alpha_u = -0.3$. Baseline hazard function is $h_0(t) = 0.0005t + 0.0003t^2$ and we set $\beta_a = 1.5$, $\boldsymbol{\beta}_x = (0.5, 0.5, -0.5, -0.5, -0.5)'$, and $\beta_u = 0.5$. For a censoring indicator R , we set $\gamma_z = -0.5$, $\gamma_a = +0.5$; and $\boldsymbol{\gamma}_x = (0.3, 0.3, -0.3, -0.3, -0.3)'$.

S2.2 Additive hazards model

$$\begin{aligned}
\mathbf{X}_0 &\sim MVN(\mathbf{0}, \mathbf{I}_{5 \times 5}) \\
\text{logit}(p(Z = 1|\mathbf{X}_0)) &= \mathbf{X}_0' \boldsymbol{\kappa} \text{ or } Z | \mathbf{X}_0 \sim N(\mathbf{X}_0' \boldsymbol{\kappa}, 1) \\
\text{logit}(p(A|\mathbf{X}_0, Z, U)) &= 0.1 + \mathbf{X}_0' \boldsymbol{\alpha}_x + Z\alpha_z + U\alpha_u \\
h(t|\mathbf{X}_0, Z, A, U) &= h_0(t) + \exp(\mathbf{X}_0' \boldsymbol{\beta}_x + A\beta_a + U\beta_u) \\
\text{logit}(p(R|\mathbf{X}_0, Z, A)) &= \mathbf{X}_0' \boldsymbol{\gamma}_x + Z\gamma_z + A\gamma_z
\end{aligned}$$

We generated instruments with $\boldsymbol{\kappa} = (-0.5, -0.5, 1, -1, -0.7)'$ both for a binary and continuous case. For a treatment density, we set $\alpha_z = 2$; $\boldsymbol{\alpha}_x = (0.1, 0.1, -0.2, -0.2, 0.3)'$; and $\alpha_u = 0.3$. Baseline hazard is $h_0(t) = 0.0005t + 0.0003t^2$ while we set $\beta_a = 0.03$, $\boldsymbol{\beta}_x = (0.01, 0.01, -0.01, -0.01, -0.01)'$, and $\beta_u = -0.01$. We set $\gamma_z = 0.5$, $\gamma_a = -0.5$, and $\boldsymbol{\gamma}_x = (-0.3, -0.3, 0.3, 0.3, 0.3)'$ for generating a censoring indicator R .

S2.3 Simple estimators

For the first simulation, we consider two simple estimators for comparison:

$$\begin{aligned}
\hat{\psi}_{\text{ipw}}^b(t) &= \left[\mathbb{P}_n \left(\frac{YRAZ}{\hat{\omega}_{1,1}\hat{\pi}_1\hat{\delta}_1} \right) \mathbb{P}_n \left(\frac{AZ}{\hat{\delta}_1} \right) + \mathbb{P}_n \left(\frac{YR(1-A)Z}{\hat{\omega}_{1,0}(1-\hat{\pi}_1)\hat{\delta}_1} \right) \mathbb{P}_n \left(\frac{(1-A)Z}{\hat{\delta}_1} \right) \right. \\
&- \left. \left\{ \mathbb{P}_n \left(\frac{YRA(1-Z)}{\hat{\omega}_{0,1}\hat{\pi}_0\hat{\delta}_0} \right) \mathbb{P}_n \left(\frac{A(1-Z)}{\hat{\delta}_0} \right) + \mathbb{P}_n \left(\frac{YR(1-A)(1-Z)}{\hat{\omega}_{0,0}(1-\hat{\pi}_0)\hat{\delta}_0} \right) \mathbb{P}_n \left(\frac{(1-A)(1-Z)}{\hat{\delta}_0} \right) \right\} \right] \\
&\times \mathbb{P}_n \left\{ \frac{AZ}{\hat{\delta}_1} - \frac{A(1-Z)}{\hat{\delta}_0} \right\}^{-1} \\
\hat{\psi}_{\text{plug-in}}^b(t) &= \frac{\mathbb{P}_n(\hat{\mu}_{t,1,1}\hat{\pi}_1 + \hat{\mu}_{t,1,0}(1-\hat{\pi}_1)) - \mathbb{P}_n(\hat{\mu}_{t,0,1}\hat{\pi}_0 + \hat{\mu}_{t,0,0}(1-\hat{\pi}_0))}{\mathbb{P}_n(\hat{\pi}_1) - \mathbb{P}_n(\hat{\pi}_0)}.
\end{aligned}$$

S2.4 Simulation under different censoring distributions

Section 5 in the main text illustrates the performance of three, influence function-based estimators under three different censoring distributions and unmeasured confounding assumptions. For this simulation, we generated simulated data from the following models:

- (Baseline covariates) $\mathbf{X}_0 \stackrel{i.i.d.}{\sim} MVN(\mathbf{0}, \mathbf{I}_{5 \times 5})$.
- (IV assignment) Binary instrument: $\text{logit}(p(Z = 1|\mathbf{X}_0)) = \mathbf{X}_0' \boldsymbol{\kappa}$.
- (Treatment assignment) $\text{logit}(p(A|\mathbf{X}_0, Z, U)) = -0.1 + \mathbf{X}_0' \boldsymbol{\alpha}_x + Z\alpha_z + U\alpha_u$.
- (Time-to-event) Cox model: $h(t|\mathbf{X}_0, Z, A, U) = h_0(t) \exp(\mathbf{X}_0' \boldsymbol{\beta}_x + A\beta_a + U\beta_u)$.

We generated the data with $\boldsymbol{\kappa} = (-0.5, -0.5, 1, -1, -0.7)'$, $\alpha_z = 2$, $\boldsymbol{\alpha}_x = (0.5, 0.5, -1.0, -1.0, 1.5)'$. To control the unmeasured confounding, we set $\alpha_u = 0.3$ under (i) and (ii) and we set $\alpha_u = 0.0$ under no unmeasured confounding scenario (iii). Baseline hazard is $h_0(t) = 0.0005t + 0.0003t^2$, and we have $\beta_a = 1.5$, $\boldsymbol{\beta}_x = (0.5, 0.5, -0.5, -0.5, -0.5)'$, and we set $\beta_u = 2.5$ for (i)–(ii) and $\beta_u = 0.5$ for (iii).

S2.5 Misspecified Covariates

We use the same transformation on the four (out of five) baseline covariates of $\mathbf{X}_0 = (X_{0,1}, X_{0,2}, X_{0,3}, X_{0,4})$ in Kang et al. (2007) and keep using $X_{0,5}$ as it is to construct the misspecified covariates set $\mathbf{W}_0 = (W_{0,1}, W_{0,2}, W_{0,3}, W_{0,4}, W_{0,5}) \in \mathbb{R}^5$. The following equations relate \mathbf{X}_0 into \mathbf{W}_0 .

$$\begin{aligned} W_{0,1} &= \exp(X_{0,1}/2) \\ W_{0,2} &= X_{0,2}/(1 + \exp(X_{0,1})) + 10 \\ W_{0,3} &= (X_{0,1}X_{0,3}/25 + 0.6)^3 \\ W_{0,4} &= (X_{0,2} + X_{0,4} + 20)^2 \\ W_{0,5} &= X_{0,5}. \end{aligned}$$

S3 Continuous instrument

In this section, we propose a causal estimator for (2) in the main text with a continuous IV under censoring assumption (A4) and demonstrate its performance through simulation.

S3.1 Nonparametric estimator

While assumptions (A1)–(A4) are commonly defined for $\psi^b(t)$ and $\psi^c(t; \kappa)$, our proposed estimator for $\psi^c(t; \kappa)$ needs another set of positivity and monotonicity assumption mainly because the subpopulation on which the local average treatment effect is measured is differently defined when Z is continuous. Positivity assumption for a continuous instrument often requires non-zero probabilities of observing the instrument over *all* possible values of Z , which might be too stringent and sometimes infeasible. Instead we consider a relaxed version of positivity assumption. This is earned by conditioning on the subpopulation where perturbing instrumental values by $\pm\kappa$ could potentially reverse a treatment value for some positive $\kappa > 0$. When a perturbed instrumental value by $\pm\kappa$ is still within the support of the variable, i.e. $Z \pm \kappa \in [z_{\min}, z_{\max}]$, then the identification requires the following positivity and monotonicity assumption (Mauro et al., 2018; Kennedy, 2019).

(A5^c) Positivity: $\mathbb{P}(\epsilon < \mathbb{P}(Z \pm \kappa | \mathbf{X}_0) / \mathbb{P}(Z | \mathbf{X}_0) < \infty) = 1$, $\mathbb{P}(R = 1 | \mathbf{X}_0, Z, A = a) > 0$, and $\mathbb{P}(A = 1 | \mathbf{X}_0, Z) > 0$ a.e. for some $\epsilon > 0$ across all $Z \pm \kappa \in [z_{\min}, z_{\max}]$ and $a \in \{0, 1\}$.

(A6^c) Monotonicity: $\mathbb{P}(A^{Z+\kappa} > A^{Z-\kappa}) > 0$

With those assumptions, the following Lemma 6 represents the causal estimator (2) in the main text through the identifiable conditional expectations.

Lemma 6. *(Target estimand $\psi^c(t; \kappa)$ through conditional expectations) Define $Z_{+\kappa} = Z + \kappa \mathbb{I}(Z + \kappa < z_{\max})$ and $Z_{-\kappa} = Z - \kappa \mathbb{I}(Z - \kappa > z_{\min})$. Under the identification assumptions (A1)–(A4) and (A5^c)–(A6^c), our target estimand of a local average treatment effect on Y_t can be represented through the following conditional expectations:*

$$\psi^c(t; \kappa) = \frac{\mathbb{E}(\mathbb{E}(Y_t | \mathbf{X}_0, Z_{+\kappa}) - \mathbb{E}(Y_t | \mathbf{X}_0, Z_{-\kappa}))}{\mathbb{E}(\mathbb{E}(A | \mathbf{X}_0, Z_{+\kappa}) - \mathbb{E}(A | \mathbf{X}_0, Z_{-\kappa}))}. \quad (\text{S4})$$

Similarly to the binary case, $\mathbb{E}(Y_t | \mathbf{X}_0, Z_{\pm\kappa}) = \sum_{a \in \{0,1\}} \mathbb{E}(Y_t | \mathbf{X}_0, R = 1, Z_{\pm\kappa}, A = a) \mathbb{P}(A = a | \mathbf{X}_0, Z_{\pm\kappa})$ by (A4).

Based on Lemma 6, we derive an efficient influence function for $\psi^c(t; \kappa)$. Different from the binary instrument case, here we should pay more attention on the boundary of continuous Z , z_{\min} and z_{\max} . Also, we generalize the previous notation of a δ -function for a continuous Z : $\delta_z = \delta(Z; \mathbf{X}_0) := d\mathbb{P}(Z|\mathbf{X}_0)$ while other nuisance functions $\mu_{t,z,a}$, π_z and $\omega_{z,a}$ are defined in the same way.

Theorem 7 (Influence function of $\psi^c(t; \kappa)$). *An efficient influence function of $\psi^c(t; \kappa)$ is given by:*

$$\mathbf{IF}(\psi^c(t; \kappa)) = \{M^c(Y_t; Z_{+\kappa}) - M^c(Y_t; Z_{-\kappa}) - \psi^c(t) (\Pi^c(A; Z_{+\kappa}) - \Pi^c(A; Z_{-\kappa}) - \phi_2^c)\} / \phi_2^c. \quad (\text{S5})$$

When $Z \pm \kappa \in [z_{\min}, z_{\max}]$,

$$\begin{aligned} M^c(Y_t; Z_{\pm\kappa}) &= (\mu_{t,Z_{\pm\kappa},1}\pi_{Z_{\pm\kappa}} + \mu_{t,Z_{\pm\kappa},0}(1 - \pi_{Z_{\pm\kappa}}) \\ &+ \frac{\delta_{Z_{\mp\kappa}}}{\delta_Z} \left[\frac{RA}{\omega_{Z,1}}(Y_t - \mu_{t,Z,1}) + \mu_{t,Z,1}(A - \pi_Z) \right] \\ &+ \frac{\delta_{Z_{\mp\kappa}}}{\delta_Z} \left[\frac{R(1-A)}{\omega_{Z,0}}(Y_t - \mu_{t,Z,0}) + \mu_{t,Z,0}((1-A) - (1 - \pi_Z)) \right] \\ \Pi^c(A; Z_{\pm\kappa}) &= (A - \pi_Z)\delta_{Z_{\mp\kappa}}/\delta_Z + \pi_{Z_{\pm\kappa}}. \end{aligned}$$

Based on the influence function as a function of estimable nuisance functions (S5), we propose an influence function-based estimator for $\psi^c(t; \kappa)$:

$$\hat{\psi}^c(t; \kappa) = \frac{\mathbb{P}_n \left(\hat{M}^c(Y_t; Z_{+\kappa}) - \hat{M}^c(Y_t; Z_{-\kappa}) \right)}{\mathbb{P}_n \left(\hat{\Pi}^c(A; Z_{+\kappa}) - \hat{\Pi}^c(A; Z_{-\kappa}) \right)}. \quad (\text{S6})$$

An efficient influence function when $Z \pm \kappa \notin [z_{\min}, z_{\max}]$ is presented in Section S3.4. Similar to the binary case, the estimator (S6) requires nuisance functions estimation to have $\{\hat{\mu}_{t,z,a}, \hat{\omega}_{z,a}, \hat{\pi}_z, \hat{\delta}_z\}$ for continuous $z \in \mathbb{R}$ and then evaluates the causal effect through the sample average \mathbb{P}_n . In the next section, we will elaborate the estimation procedures and the large-sample properties of the proposed estimator (S6).

S3.2 Asymptotic properties of an estimator

An influence function-based estimator (S6) for a continuous IV also has a desirable properties as we had in the binary case under certain assumptions. Let us assume the following conditions hold in addition to the identification assumptions (A1)–(A4) and (A5^c)–(A6^c):

(C1^c) The nuisance functions are in the Donsker class.

(C2^c) For some constant $\epsilon > 0$, $\mathbb{P}(\epsilon < \delta_{z \pm \kappa} / \delta_z < \infty) = 1$ and $\mathbb{P}(\epsilon < \hat{\omega}_{z,a} < \infty) = 1$ for any $a \in \{0, 1\}$ and $z \pm \kappa \in [z_{\min}, z_{\max}]$.

Then we have the following doubly robust properties for $\hat{\phi}^c(t; \kappa)$.

Theorem 8 (Asymptotic distribution of $\hat{\psi}^c(t; \kappa)$). Under (A1)–(A4), (A5^c)–(A6^c), and (C1^c)–(C2^c),

$$\begin{aligned}
& \hat{\psi}^c(t; \kappa) - \psi^c(t; \kappa) \\
&= O_p \left(n^{-1/2} + \sum_{a \in \{0,1\}} \left\| \frac{\hat{\delta}_{Z-\kappa}}{\hat{\delta}_Z} - \frac{\delta_{Z-\kappa}}{\delta_Z} \right\| \left\| \omega_{Z,a} - \hat{\omega}_{Z,a} \right\| \cdot \left\| \mu_{t,Z,a} - \hat{\mu}_{t,Z,a} \right\| \right. \\
&\quad + \left\| \frac{\hat{\delta}_{Z-\kappa}}{\hat{\delta}_Z} - \frac{\delta_{Z-\kappa}}{\delta_Z} \right\| \left\| \pi_Z - \hat{\pi}_Z \right\| \\
&\quad + \sum_{a \in \{0,1\}} \left\| \frac{\hat{\delta}_{Z+\kappa}}{\hat{\delta}_Z} - \frac{\delta_{Z+\kappa}}{\delta_Z} \right\| \left\| \omega_{Z,a} - \hat{\omega}_{Z,a} \right\| \cdot \left\| \mu_{t,Z,a} - \hat{\mu}_{t,Z,a} \right\| \\
&\quad \left. + \left\| \frac{\hat{\delta}_{Z+\kappa}}{\hat{\delta}_Z} - \frac{\delta_{Z+\kappa}}{\delta_Z} \right\| \left\| \pi_Z - \hat{\pi}_Z \right\| \right). \tag{S7}
\end{aligned}$$

In addition to the double robustness properties, Theorem 8 suggests that as long as $\hat{\delta}_z$ is correctly specified, $\hat{\psi}^c(t; \kappa)$ is consistent. We will examine this point through simulation study.

S3.3 Simulation

In this simulation, we generate the full data of $(\mathbf{X}_0, Z, A, R, T)$ similarly as the binary instrument case, but now we have a continuous $Z|\mathbf{X}_0 \stackrel{\text{ind}}{\sim} N(\mathbf{X}'_0 \kappa)$ instead of binary Z 's here. See Section S2 for the details. We compare three different estimators: (a) a simple inverse-weighted estimator (IPW estimator); (b) a regression-based plug-in estimator; and (c) the proposed estimator (S6). Same as the binary case, we will illustrate the performance of these three estimators under four misspecification scenarios but replace (iv) by the case that misspecifies $\hat{\mu}_{t,z,a}$ in addition to $\hat{\pi}_z$ and $\hat{\omega}_{z,a}$: in summary, we simulate (i) correctly specified nuisance functions; (ii) incorrectly specified $\hat{\omega}_{z,a}, \hat{\delta}_z$; (iii) incorrectly specified $\hat{\pi}_z, \hat{\mu}_{t,z,a}$ functions; and (iv) incorrectly specified $\hat{\pi}_z, \hat{\omega}_{z,a}, \hat{\mu}_{t,z,a}$.

Figure S1 presents the results when the instrument is continuous and survival outcomes are generated from an additive hazards model. The results are generally similar to the binary case except for a few following points: under parametric estimation the proposed estimator (IF) shows relatively inconsistent performance compared to the binary case; this might be due to the increased variability in estimating a continuous density of δ function instead of a binary density. When (iii) $\hat{\mu}_{t,z,a}$ and $\hat{\pi}_a$ are both incorrectly specified, the performance of the estimator is dependent heavily on the bias in $\hat{\delta}_z$, so the estimator shows higher bias than in the correctly specified case. However, the influence function-base estimator is still least sensitive to the model misspecification. With nonparametric estimation, the proposed estimator maintains the smallest bias over all four scenarios.

S3.4 Proof

Proof of Theorem 7. We followed the proof of Theorem 1 of Mauro et al. (2018) and adapted the proof of Theorem 1 with a continuous density for Z , $\delta(Z; \mathbf{X}_0) := d\mathbb{P}(Z|\mathbf{X}_0)$.

Define a continuous version of M_j ($j = 0, 1$) from Theorem 1 and denote it as M^c , which is

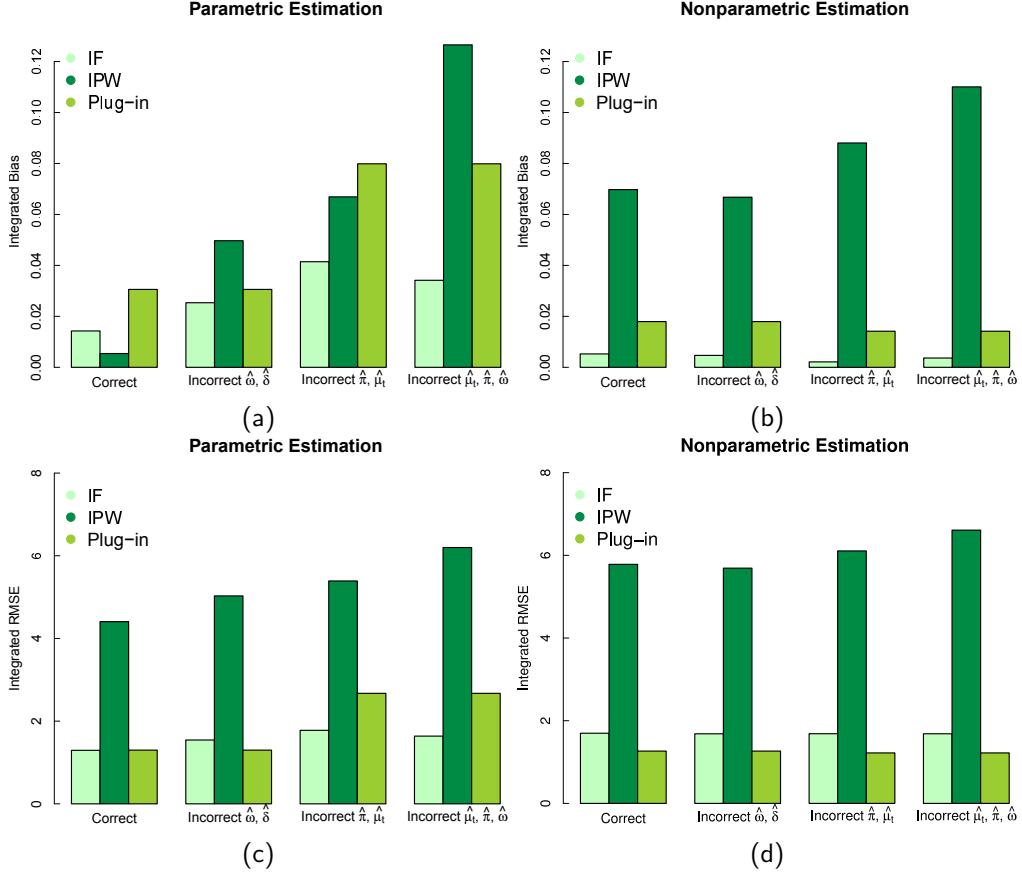


Figure S1: Integrated bias (upper panel) and RMSE (lower panel) of $\hat{\psi}^c(t; \kappa)$, $\hat{\psi}_{\text{ipw}}^c(t; \kappa)$, and $\hat{\psi}_{\text{plugin}}^c(t; \kappa)$ with parametric nuisance functions estimation (left panel) and nonparametric estimation (right panel) when survival outcomes are generated from an additive hazards model and an instrument is continuous. Sample size is $n = 1000$ and each scenario was replicated $I = 1000$ times.

defined across $Z \in [z_{\min}, z_{\max}]$.

$$\begin{aligned}
 M^c(Y_t; Z \pm \kappa) &= (\mu_{t,Z \pm \kappa,1} \pi_{Z \pm \kappa} + \mu_{t,Z \pm \kappa,1} (1 - \pi_{Z \pm \kappa})) \\
 &+ \frac{\delta(Z \mp \kappa; \mathbf{X}_0)}{\delta(Z; \mathbf{X}_0)} \left[\frac{RA}{\omega_{Z,1}} (Y_t - \mu_{t,Z,1}) + \mu_{t,Z,1} (A - \pi_Z) \right] \\
 &+ \frac{\delta(Z \mp \kappa; \mathbf{X}_0)}{\delta(Z; \mathbf{X}_0)} \left[\frac{R(1-A)}{\omega_{Z,0}} (Y_t - \mu_{t,Z,0}) + \mu_{t,Z,0} ((1-A) - (1 - \pi_Z)) \right] \\
 \Pi^c(A; Z \pm \kappa) &= (A - \pi_Z) \delta(Z \mp \kappa; \mathbf{X}_0) / \delta(Z; \mathbf{X}_0) + \pi_{Z \pm \kappa}.
 \end{aligned}$$

Define $\phi_1^c(t; Z_{\pm \kappa}) := \mathbb{E}(\mathbb{E}(Y_t | \mathbf{X}_0, Z_{\pm \kappa}))$ and $\phi_2^c(Z_{\pm \kappa}) := \mathbb{E}(\mathbb{E}(A | \mathbf{X}_0, Z_{\pm \kappa}))$. Then when $0 < 2\kappa < z_{\max} - z_{\min}$,

$$\begin{aligned}
 &\mathbf{IF}(\phi_1^c(t; Z_{+\kappa})) \\
 &= \begin{cases} M^c(Y_t; Z_{+\kappa}) - \phi_1^c(t; Z_{+\kappa}) & Z \in [z_{\min}, z_{\max} - \kappa) \\ Y_t - \phi_1^c(t; Z_{+\kappa}) & Z \in [z_{\max} - \kappa, z_{\max}] \end{cases}
 \end{aligned}$$

$$\begin{aligned}
& \mathbf{IF}(\phi_1^c(t; Z_{-\kappa})) \\
&= \begin{cases} Y_t - \phi_1^c(t; Z_{-\kappa}) & Z \in [z_{\min}, z_{\min} + \kappa) \\ M^c(Y_t; Z - \kappa) - \phi_1^c(t; Z_{-\kappa}) & Z \in [z_{\min} + \kappa, z_{\max}) \end{cases}
\end{aligned}$$

Similarly,

$$\begin{aligned}
& \mathbf{IF}(\phi_2^c(t; Z_{+\kappa})) \\
&= \begin{cases} \Pi^c(A; Z + \kappa) - \phi_2^c(t; Z_{+\kappa}) & Z \in [z_{\min}, z_{\max} - \kappa) \\ A - \phi_2^c(t; Z_{+\kappa}) & Z \in [z_{\max} - \kappa, z_{\max}] \end{cases}
\end{aligned}$$

$$\begin{aligned}
& \mathbf{IF}(\phi_2^c(t; Z_{-\kappa})) \\
&= \begin{cases} A - \phi_2^c(t; Z_{-\kappa}) & Z \in [z_{\min}, z_{\min} + \kappa) \\ \Pi^c(Y_t; Z - \kappa) - \phi_2^c(t; Z_{-\kappa}) & Z \in [z_{\min} + \kappa, z_{\max}) \end{cases}
\end{aligned}$$

Combining the influence functions above together, we have an efficient influence function of $\psi^c(t; \kappa)$ as in Equation S5 when $Z \pm \kappa \in [z_{\min}, z_{\max}]$. \square

Proof of Theorem 8. Let us assume $Z \pm \kappa \in [z_{\min}, z_{\max}]$ for simplicity. For a continuous instrument, we also use Equation S2 while replacing ϕ_1^c for ϕ_1^b and ϕ_2^c for ϕ_2^b .

$$\begin{aligned}
& \mathbb{P}(\phi_1^{c, Z+\kappa, A=1}(t; \hat{\Theta})) - \mathbb{P}(\phi_1^{c, Z+\kappa, A=1}(t; \Theta)) \\
&= \mathbb{E}[\hat{\mu}_t(\mathbf{X}_0, 1, Z + \kappa, A = 1)\hat{\pi}_{Z+\kappa} - \mu_t(\mathbf{X}_0, 1, Z + \kappa, A = 1)\pi_{Z+\kappa}] \\
&+ \mathbb{E}\left[\frac{\hat{\delta}(Z - \kappa; \mathbf{X}_0)}{\hat{\delta}(Z; \mathbf{X}_0)} \left\{ \frac{RA}{\hat{\omega}_{Z,1}}(Y_t - \hat{\mu}_{t,Z,1}) + \hat{\mu}_{t,Z,1}(A - \hat{\pi}_Z) \right\}\right] \\
&= \mathbb{E}[\hat{\mu}_{t,Z+\kappa,1}\hat{\pi}_{Z+\kappa} - \mu_{t,Z+\kappa,1}\pi_{Z+\kappa}] \\
&+ \mathbb{E}\left[\frac{\hat{\delta}(Z - \kappa; \mathbf{X}_0)}{\hat{\delta}(Z; \mathbf{X}_0)} \left\{ \frac{\omega_{Z,1}\pi_Z}{\hat{\omega}_{Z,1}}(\mu_{t,Z,1} - \hat{\mu}_{t,Z,1}) + \hat{\mu}_{t,Z,1}(\pi_Z - \hat{\pi}_Z) \right\}\right] \\
&= \mathbb{E}\left[\frac{\delta(Z; \mathbf{X}_0)}{\delta(Z - \kappa; \mathbf{X}_0)} \left\{ \frac{\hat{\delta}(Z - \kappa; \mathbf{X}_0)}{\hat{\delta}(Z; \mathbf{X}_0)} - \frac{\delta(Z - \kappa; \mathbf{X}_0)}{\delta(Z; \mathbf{X}_0)} \right\} \frac{\omega_{Z,1} - \hat{\omega}_{Z,1}}{\hat{\omega}_{Z,1}} \pi_Z \{\mu_{t,Z,1} - \hat{\mu}_{t,Z,1}\}\right] \\
&+ \mathbb{E}\left[\frac{\delta(Z; \mathbf{X}_0)}{\delta(Z - \kappa; \mathbf{X}_0)} \left\{ \frac{\hat{\delta}(Z - \kappa; \mathbf{X}_0)}{\hat{\delta}(Z; \mathbf{X}_0)} - \frac{\delta(Z - \kappa; \mathbf{X}_0)}{\delta(Z; \mathbf{X}_0)} \right\} \hat{\mu}_{t,Z,1} \{\pi_Z - \hat{\pi}_Z\}\right].
\end{aligned}$$

The last equation is from the change of variables that was used in Mauro et al. (2018). Under the assumption that $\mathbb{P}(\epsilon < \delta(Z - \kappa; \mathbf{X}_0)/\delta(Z; \mathbf{X}_0) < \infty) = 1$ and $\mathbb{P}(\epsilon < \hat{\omega}(\mathbf{X}_0, Z, 1) < \infty) = 1$ for some $\epsilon > 0$, we have the following inequality, which holds for any $\{(Z, A) : Z \in [z_{\min}, z_{\max}], A \in \{0, 1\}\}$.

$$\begin{aligned}
& \mathbb{P}(\phi_1^{c, Z+\kappa, A=1}(t; \hat{\Theta})) - \mathbb{P}(\phi_1^{c, Z+\kappa, A=1}(t; \Theta)) \\
&\lesssim \left\| \frac{\hat{\delta}(Z - \kappa; \mathbf{X}_0)}{\hat{\delta}(Z; \mathbf{X}_0)} - \frac{\delta(Z - \kappa; \mathbf{X}_0)}{\delta(Z; \mathbf{X}_0)} \right\| \|\omega_{Z,1} - \hat{\omega}_{Z,1}\| \cdot \|\mu_{t,Z,1} - \hat{\mu}_{t,Z,1}\| \\
&\quad + \left\| \frac{\hat{\delta}(Z - \kappa; \mathbf{X}_0)}{\hat{\delta}(Z; \mathbf{X}_0)} - \frac{\delta(Z - \kappa; \mathbf{X}_0)}{\delta(Z; \mathbf{X}_0)} \right\| \|\pi_Z - \hat{\pi}_Z\|,
\end{aligned}$$

For the denominator of $\psi^c(t; \kappa)$, we can similarly derive:

$$\begin{aligned}
& \mathbb{P}(\phi_2^{\text{b}, Z+\kappa}(\hat{\Theta})) - \mathbb{P}(\phi_2^{\text{b}, Z+\kappa}(\Theta)) \\
&= \mathbb{E} \left[\frac{\hat{\delta}(Z - \kappa; \mathbf{X}_0)}{\hat{\delta}(Z; \mathbf{X}_0)} (\pi_Z - \hat{\pi}_Z) + \hat{\pi}_{Z+\kappa} - \pi_{Z+\kappa} \right] \\
&= \mathbb{E} \left[\frac{\hat{\delta}(Z - \kappa; \mathbf{X}_0)/\hat{\delta}(Z; \mathbf{X}_0) - \delta(Z - \kappa; \mathbf{X}_0)/\delta(Z; \mathbf{X}_0)}{\delta(Z - \kappa; \mathbf{X}_0)/\delta(Z; \mathbf{X}_0)} \{\pi_Z - \pi_Z\} \right] \\
&\lesssim \left\| \frac{\hat{\delta}(Z - \kappa; \mathbf{X}_0)}{\hat{\delta}(Z; \mathbf{X}_0)} - \frac{\delta(Z - \kappa; \mathbf{X}_0)}{\delta(Z; \mathbf{X}_0)} \right\| \cdot \|\pi_Z - \hat{\pi}_Z\|.
\end{aligned}$$

Hence, combined together we have (S7):

$$\begin{aligned}
\hat{\psi}^c(t; Z_{\pm\kappa}) - \psi^c(t; Z_{\pm\kappa}) &= O_p \left(n^{-1/2} + \sum_{a \in \{0,1\}} \left\| \frac{\hat{\delta}_{Z-\kappa}}{\hat{\delta}_Z} - \frac{\delta_{Z-\kappa}}{\delta_Z} \right\| \|\omega_{Z,a} - \hat{\omega}_{Z,a}\| \cdot \|\mu_{t,Z,a} - \hat{\mu}_{t,Z,a}\| \right. \\
&\quad + \left\| \frac{\hat{\delta}_{Z-\kappa}}{\hat{\delta}_Z} - \frac{\delta_{Z-\kappa}}{\delta_Z} \right\| \|\pi_Z - \hat{\pi}_Z\| \\
&\quad + \sum_{a \in \{0,1\}} \left\| \frac{\hat{\delta}_{Z+\kappa}}{\hat{\delta}_Z} - \frac{\delta_{Z+\kappa}}{\delta_Z} \right\| \|\omega_{Z,a} - \hat{\omega}_{Z,a}\| \cdot \|\mu_{t,Z,a} - \hat{\mu}_{t,Z,a}\| \\
&\quad \left. + \left\| \frac{\hat{\delta}_{Z+\kappa}}{\hat{\delta}_Z} - \frac{\delta_{Z+\kappa}}{\delta_Z} \right\| \|\pi_Z - \hat{\pi}_Z\| \right).
\end{aligned}$$

□

S4 Sample splitting method for nuisance parameter estimation

Algorithm 1 Estimating the proposed estimator (3) in the main text

- 1: Define the number of sample splits K . Defaults to $K = 10$. Then for $k \in \{1, 2, \dots, K\}$, let $\mathcal{D} = \{\mathcal{O}_i : S_i \neq k\}$ be the training data and $\mathcal{B} = \{\mathcal{O}_i : S_i = k\}$ be the test data set.
 - 2: **1. Outcome regression**
 - 3: Implement machine learning methods, e.g. random forest or classification, to learn $\mathbb{E}(Y_t | \mathbf{X}_0, Z, A, R = 1)$ only using \mathcal{D} for $t = 1, 2, \dots, \tau$.
 - 4: Obtain predicted $\{\hat{\mu}_{t,z,a} : z, a \in \{0, 1\}, t = 1, 2, \dots, \tau\}$ for subjects in \mathcal{B} .
 - 5: **2. Censoring indicator**
 - 6: Use machine learning techniques to learn conditional distribution of $\mathbb{E}(R | \mathbf{X}_0, Z, A)$ only using observations in \mathcal{D} .
 - 7: Obtain predicted $\{\hat{\omega}(\mathbf{X}_0, z, a) : z, a \in \{0, 1\}\}$ for subjects in \mathcal{B} .
 - 8: **3. Treatment propensity score**
 - 9: Use machine learning techniques to learn conditional distribution of $\mathbb{E}(A | \mathbf{X}_0, Z)$ using \mathcal{D} .
 - 10: Obtain predicted $\{\hat{\pi}_z : z \in \{0, 1\}\}$ for subjects in \mathcal{B} .
 - 11: **4. Instrument prevalence**
 - 12: Use machine learning techniques to learn conditional distribution of $\mathbb{E}(Z | \mathbf{X}_0)$ using \mathcal{D} .
 - 13: Obtain predicted $\{\hat{\delta}_z : z \in \{0, 1\}\}$ for subjects in \mathcal{B} .
 - 14: Construct an influence function-based estimator of $\hat{\psi}^{b(k)}(t)$ using the predicted values **1-4** of \mathcal{B} .
 - 15: Repeat the procedure **1-4** for each $k = 1, 2, \dots, K$.
 - 16: **Output:** $\hat{\psi}^{b, \text{split}}(t) = \frac{1}{K} \sum_{k=1}^K \hat{\psi}^{b(k)}(t)$.
-

Algorithm 2 Estimating the proposed estimator (S6)

- 1: Define the number of sample splits K . Defaults to $K = 10$. Then for $k \in \{1, 2, \dots, K\}$, let $\mathcal{D} = \{\mathcal{O}_i : S_i \neq k\}$ be the training data and $\mathcal{B} = \{\mathcal{O}_i : S_i = k\}$ be the test data set.
 - 2: **1. Outcome regression**
 - 3: Implement machine learning methods, e.g. random forest or classification, to learn $\mathbb{E}(Y_t | \mathbf{X}_0, Z, A, R = 1)$ only using \mathcal{D} for $t = 1, 2, \dots, \tau$.
 - 4: Obtain predicted $\{\hat{\mu}_{t,z,a} : z, a \in \{0, 1\}, t = 1, 2, \dots, \tau\}$ for subjects in \mathcal{B} .
 - 5: **2. Censoring indicator**
 - 6: Use machine learning techniques to learn conditional distribution of $\mathbb{E}(R | \mathbf{X}_0, Z, A)$ only using observations in \mathcal{D} .
 - 7: Obtain predicted $\{\hat{\omega}(\mathbf{X}_0, z, a) : z, a \in \{0, 1\}\}$ for subjects in \mathcal{B} .
 - 8: **3. Treatment propensity score**
 - 9: Use machine learning techniques to learn conditional distribution of $\mathbb{E}(A | \mathbf{X}_0, Z)$ using \mathcal{D} .
 - 10: Obtain predicted $\{\hat{\pi}_z : z \in \{0, 1\}\}$ for subjects in \mathcal{B} .
 - 11: **4. Instrument prevalence**
 - 12: Use machine learning techniques to learn probability density of $\mathbb{E}(Z | \mathbf{X}_0)$ using \mathcal{D} , and then estimates a kernel density over $z \in [z_{\min}, z_{\max}]$.
 - 13: Obtain predicted values $\{\hat{\delta}_z\}$ for subjects in \mathcal{B} .
 - 14: Construct an influence function-based estimator of $\hat{\psi}^{c(k)}(t)$ using the predicted values **1-4** of \mathcal{B} .
 - 15: Repeat the procedure **1-4** for each $k = 1, 2, \dots, K$.
 - 16: **Output:** $\hat{\psi}^{c, \text{split}}(t) = \frac{1}{K} \sum_{k=1}^K \hat{\psi}^{c(k)}(t)$.
-

When an instrument is continuous, the only difference from the above Algorithm 2 is in predicting instrument prevalence. When Z is continuous and we use the training set \mathcal{D} to estimate the conditional density, we are only able to evaluate the probability at z_i 's for $i \in \mathcal{D}$; thus, we need to estimate the smooth kernel density over all continuous values of Z based on the finite values of $\hat{\delta}_{z_i}(\mathbf{X}_{0,i})$ for $i \in \mathcal{D}$ so that $\hat{\delta}_{z_j}(\mathbf{X}_{0,j})$ is available for $j \in \mathcal{B}$.

S5 Additional simulation results

Figure S2 presents the simulation results with three estimators $\hat{\psi}^b(t)$, $\hat{\psi}_{\text{ipw}}^b(t)$, and $\hat{\psi}_{\text{plugin}}^b(t)$ under the censoring assumption (A4) when survival outcomes are generated from an additive hazards model.

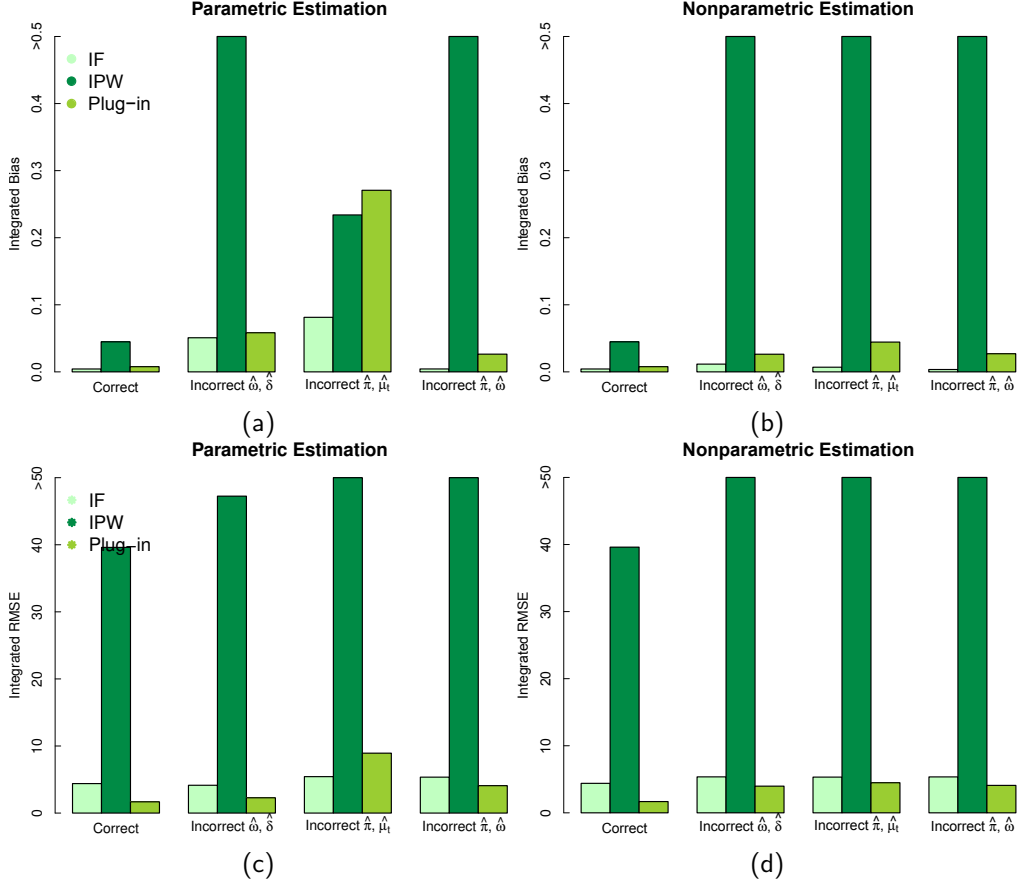


Figure S2: Bias (upper panel) and RMSE (lower panel) of $\hat{\psi}^b(t)$, $\hat{\psi}_{ipw}^b(t)$, and $\hat{\psi}_{plugin}^b(t)$ with parametric nuisance functions estimation (left panel) and nonparametric estimation (right panel) when survival outcomes are generated from an additive hazards model and an instrument is binary. Sample size is $n = 1000$ and each scenario was replicated $I = 1000$ times.

Figure S2 shows that, similar to Figure 1 in the main text, the influence function-based estimator (IF) results in the smallest bias across three model misspecifications; while the plug-in estimator has the smallest RMSE in overall both under parametric and nonparametric estimation. Under nonparametric estimation, both the influence function-based estimator and the plug-in estimator are robust against three model specifications while the former estimator still beats the latter slightly. The bias of the IPW estimator is over 5 and its RMSE is exceeding 6000 under nonparametric estimation.

Table S1 presents the RMSE that is corresponding to the bias results shown in Table 1 from the main text. As expected the smallest RMSE is observed among the expected winners (colored cells) for each scenario under parametric estimation; but under nonparametric estimation where the variabilities largely come from nuisance function estimations, the naive estimator $\hat{\psi}_{Naive-hazard}^b(t)$, which requires the smaller number of nuisance functions than the other two, shows the smallest RMSE even though it has the largest bias under (i) and (ii) (see Table 1 in the main text).

	Parametric estimation			Nonparametric estimation		
	$\hat{\psi}_{\text{Naive-hazard}}^b(t)$	$\hat{\psi}_{\text{IF-hazard}}^b(t)$	$\hat{\psi}^b(t)$	$\hat{\psi}_{\text{Naive-hazard}}^b(t)$	$\hat{\psi}_{\text{IF-hazard}}^b(t)$	$\hat{\psi}^b(t)$
Scenario (i)						
Correct	5.71	5.80	7.89	3.98	6.67	8.37
Incorrect $\hat{\omega}, \hat{\delta}$	5.71	4.70	6.76	3.84	6.68	8.55
Incorrect $\hat{\pi}, \hat{\mu}_t$	6.25	5.82	7.75	3.90	6.88	8.52
Incorrect $\hat{\pi}, \hat{\omega}$	5.61	5.63	7.78	3.85	6.71	8.64
Scenario (ii)						
Correct	$> 10^{10}$	$> 10^{10}$	5.04	1.16	5.57	5.00
Incorrect $\hat{\omega}, \hat{\delta}$	$> 10^{10}$	$> 10^{10}$	5.06	2.66	6.30	6.11
Incorrect $\hat{\pi}, \hat{\mu}_t$	$> 10^{10}$	$> 10^{10}$	6.27	2.70	6.35	6.38
Incorrect $\hat{\pi}, \hat{\omega}$	$> 10^{10}$	$> 10^{10}$	6.17	2.67	6.24	6.20
Scenario (iii)						
Correct	1.34	4.14	16.14	1.55	5.17	14.12
Incorrect $\hat{\omega}, \hat{\delta}$	1.34	3.44	11.51	1.58	5.48	13.04
Incorrect $\hat{\pi}, \hat{\mu}_t$	2.68	4.41	16.58	1.28	5.39	14.53
Incorrect $\hat{\pi}, \hat{\omega}$	1.23	4.03	13.00	1.34	5.08	12.36

Table S1: RMSE of three influence functions under three different scenarios (i)-(iii). In case of parametric estimation, we mark the case when each estimator should be valid and robust against model misspecification.

S6 Additional application results

Characteristics	Control ($Z = 0$)		Intervention ($Z = 1$)	p-value	Not screened ($A = 0$)		Screened ($A = 0$)	p-value
	$n = 71,578$		$n = 71,848$		$n = 78,724$		$n = 63,702$	
Age (continuous)	62.61 (5.36)		62.56 (5.35)	0.0888	62.66 (5.38)		62.49 (5.32)	0.0000
Age Level								
55-59 yr	23403 (33.16)		24042 (33.46)		25948 (32.96)		21497 (33.75)	
60-64 yr	21787 (30.87)		22197 (30.89)		24130 (30.65)		19854 (31.17)	
65-69 yr	15953 (22.60)		16134 (22.46)		17851 (22.68)		14236 (22.35)	
70-74 yr	9435 (13.37)		9475 (13.19)	0.5301	10795 (13.71)		8115 (12.74)	0.0000
Sex								
Male	35326 (50.05)		36478 (50.77)		38472 (48.87)		33332 (52.32)	
Female	35252 (49.95)		35370 (49.23)	0.0067	40252 (51.13)		30370 (47.68)	0.0000
Family History of Any Cancer								
No	31292 (44.34)		31966 (44.49)		35109 (44.60)		28149 (44.19)	
Yes	38991 (55.25)		39701 (55.26)	0.7599	43274 (54.97)		35418 (55.60)	0.0549
Unknown	295 (0.42)		181 (0.25)	0.0000	341 (0.43)		135 (0.21)	0.0000
Family History of Colorectal Cancer								
No	31292 (44.34)		31966 (44.49)		35109 (44.60)		28149 (44.19)	
Yes	36871 (52.24)		37323 (51.95)	0.0036	40866 (51.91)		33328 (52.32)	0.0485
Possibly / Unknown	2415 (3.42)		2559 (3.56)	0.2491	2749 (3.49)		2225 (3.49)	0.2934
Colorectal Polyps								
No	65291 (92.51)		66574 (92.66)		72769 (92.44)		59096 (92.77)	
Yes	4637 (6.57)		4917 (6.84)	0.0646	5199 (6.60)		4355 (6.84)	0.1458
Unknown	650 (0.92)		357 (0.50)	0.0000	756 (0.96)		251 (0.39)	0.0000
Diabetes								
No	64614 (91.55)		66015 (91.88)		71797 (91.20)		58832 (92.36)	
Yes	5396 (7.65)		5554 (7.73)	0.7096	6268 (7.96)		4682 (7.35)	0.0000
Unknown	568 (0.80)		279 (0.39)	0.0000	659 (0.84)		188 (0.30)	0.0000

Table S2: Characteristics of the study population.

Table S2 describes the distribution of the baseline covariates \mathbf{X}_0 for the participants, which is correspondening to Table 2 in Kianian et al. (2019). Compared to Table 2 in Kianian et al. (2019),

we have a smaller number of participants mainly because we excluded the participants with no history of *all* types of cancer, not only of colorectal cancers. P-values in Table S2 that compare the distribution of the observed covariates \mathbf{X}_0 with respect to Z show less evidence of systematic differences in covariates distribution than those for the comparison with respect to A . However, still we observe some discrepancy between two arms in sex, family history of colorectal cancer, and colorectal polyps, so we further adjust the distribution of Z by the all baseline covariates presented in Table S2. On the other hand, comparison with respect to the actual intervention received (A) indicates significant discrepancy in almost all \mathbf{X}_0 between two intervention groups, and we further suspect that there will be unmeasured confounders other than \mathbf{X}_0 .

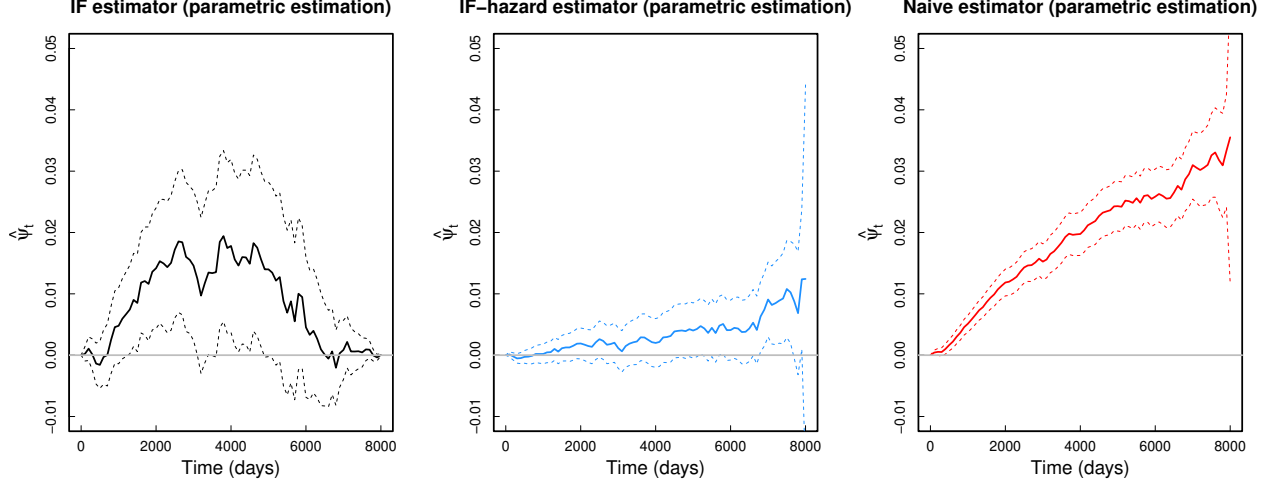


Figure S3: Estimated effect of the screening on the survival probability using three different influence-function-based estimators when nuisance functions are parametrically identified. Point-wise confidence intervals (dotted lines) are estimated through 500 bootstrap samples.

Figure S3 presents the estimated effect of the screening on the survival probability from the PLCO data when all of the nuisance functions are parametrically identified. For parametric estimation, we used a logistic regression with a linear and additive predictor of the observed covariates for Y_t, R, A , and Z . Results are similar to Figure 2 in the main text when we estimate the nuisance functions nonparametrically instead; but here we have a larger variance of $\hat{\psi}_{\text{IF-hazard}}^b(t)$, and $\hat{\psi}_{\text{Naive-hazard}}^b(t)$ at the very later time points possibly due to very few observations in the risk set.