

Improved Inference for Heterogeneous Treatment Effects Using Real-World Data Subject to Hidden Confounding

Shu Yang^{*}, Donglin Zeng[†] and Xiaofei Wang[‡]

Abstract

The heterogeneity of treatment effect (HTE) lies at the heart of precision medicine. Randomized clinical trials (RCTs) are gold-standard to estimate the HTE but are typically underpowered. While real-world data (RWD) have large predictive power but are often confounded due to lack of randomization of treatment. In this article, we show that the RWD, even subject to hidden confounding, may be used to empower RCTs in estimating the HTE using the confounding function. The confounding function summarizes the impact of unmeasured confounders on the difference in the potential outcome between the treated and untreated groups, accounting for the observed covariates, which is unidentifiable based only on the RWD. Coupling the RCT and RWD, we show that the HTE and confounding function are identifiable. We then derive the semi-parametric efficient scores and integrative estimators of the HTE and confounding function. We clarify the conditions under which the integrative estimator of the HTE is strictly more efficient than the RCT estimator. As a by-product, our framework can be used to generalize the average treatment effects from the RCT to a target population without requiring an overlap covariate distribution assumption between the RCT and RWD. We illustrate the integrative estimators with a simulation study and an application.

Keywords and phrases: Average treatment effect on the treated; Double machine learning; Goodness of fit; Precision medicine; Semiparametric efficiency.

1 Introduction

Randomized clinical trials (RCTs) are the cornerstone of evidence-based medicine for treatment effect evaluation, because randomization of treatment ensures that treatment groups are comparable and biases are minimized to the extent possible. Recently, there is a considerable interest in understanding the heterogeneity of treatment effect (HTE), a critical path toward personalized medicine (Hamburg and Collins, 2010; Collins and Varmus, 2015). However, due to eligibility criteria for recruiting patients, the RCT sample is often limited in patient diversity, which renders the trial underpowered to estimate the HTE. On the other hand, real-world data (RWD) are increasingly available for research purposes, such as electronic health records, claims databases, and disease registries, that have much broader demographic and diversity compared to RCT cohorts. However, they also present challenges such as confounding due to lack of randomization.

Existing approaches to harmonize evidences from RCTs and RWD include meta-analysis (Verde and Ohmann, 2015) and joint analysis of the pooled data (Prentice et al., 2008). However, these approaches assume no hidden confounders which are unlikely to be true in practice. Unmeasured confounding presents a major threat to causal inference from RWD. The no unmeasured confounding assumption requires researchers to measure all relevant predictors of treatment and outcome and adjust them properly in the analysis. However, it is always possible that certain important confounders

^{*}Department of Statistics, North Carolina State University, North Carolina 27695, U.S.A. Email: syang24@ncsu.edu.

[†]Department of Biostatistics, University of North Carolina at Chapel Hill

[‡]Department of Biostatistics and Bioinformatics, Duke University

are unavailable in uncontrolled real-world settings. For example, doctors used patient’s symptoms that are not captured in the medical charts to assign treatments. Or certain prognostic factors are measured with errors due to technological limitations. Unmeasured confounding renders the causal effects of interest unidentifiable and can result in erroneous results in treatment effect estimation.

Classical approaches to mitigating bias due to unmeasured confounding include instrumental variable methods (Angrist et al., 1996), negative controls (Kuroki and Pearl, 2014), and sensitivity analysis (Robins et al., 1999). The selection of these methods for a study at hand highly depends on the existence of variables satisfying certain properties. For example, instrumental variables are related to the outcome only through the treatment, and negative outcome controls are influenced by confounding variables but are not influenced by the treatment. Sensitivity analysis is often recommended to assess the robustness of the study conclusion to no unmeasured confounding. Many authors have implemented sensitivity analysis using the so-called selection bias or confounding function (Robins et al., 2000; Yang and Lok, 2017; Kasza et al., 2017). Because the RWD carry no information about confounding biases due to unmeasured confounders, the confounding function is not identifiable based only on the RWD.

Instead of making the unrealistic no unmeasured confounding assumption, we consider confounded RWD possibly subject to hidden confounders. We characterize the confounding function, namely the difference of the potential outcome means between the treatment groups, by a pre-specified function given the measured covariates. Importantly, the confounding function may be of independent interest with applications beyond the present paper; see Section 7. In contrast to sensitivity analysis, we show that the RCT can be leveraged to identify both the HTE and confounding function. Our method depends on two key assumptions: transportability of the HTE and structural models of the HTE and confounding function. Transportability of the HTE is a minimal assumption for data integration and has been considered in a wide literature (e.g., Stuart et al., 2011; Buchanan et al., 2018; Dahabreh et al., 2019). The confounding function is a new approach to handling unmeasured confounding. In contrast to existing approaches such as instrumental variables, the confounding function approach does not require variables with certain properties to exist and its specification is testable based on the empirical data; see Section 7. Moreover, most existing methods for generalizing the treatment effect from RCTs to a target population rely on the overlap assumption on the covariate distribution between the RCT and RWD. However, this assumption is stringent, because RCTs often have strict inclusion and exclusion criteria lending their underlying population different from the target population. Our method does not require this assumption, which is advantageous.

The identification results motivate a wide class of unbiased estimating equations that can be used to estimate the model parameters. However, naive choices of estimating equations lead to inefficient estimators. To guide constructing efficient estimators and accelerate the full potential of RCTs and RWD, we derive the semiparametric efficient score (SES) and the efficient influence function (EIF) of the HTE and confounding function combining the two data sources. The theoretical task is challenging because of induced restrictions on the parameters of interest from the identification assumptions. To overcome the challenges, we translate the restrictions into the likelihood function by re-parameterization and follow the geometric approach of Bickel et al. (1993) to derive the SES. Based on the SES, we propose an integrative estimator of the HTE and confounding function, which enable fast root- N rate of convergence, with weaker conditions on nuisance function approximation, e.g. using flexible semiparametric and nonparametric methods. We also clarify the conditions under which the gain of efficiency is non-zero by data integration over the RCT estimator.

Another line of research of combining RCTs and RWD is to generalize the average treatment effects from RCTs to the target population (Stuart et al., 2015; Buchanan et al., 2018), where the RWD provide a representative covariate distribution of the target population. As a by-product, we derive the EIF and an efficient plug-in sample estimator of the population average treatment effect

in the data integration context.

The rest of the paper is organized as follows. Section 2 describes the basic setup, the HTE and confounding function, and a new identification framework. Section 3 develops improved estimation of the HTE and confounding function based on semiparametric efficiency theory. Section 4 establishes the asymptotic properties of the integrative estimators combining the RCT and RWD, clarifies conditions for strict efficiency gain by data integration, and develops improved estimation of the population average treatment effects based on semiparametric efficiency theory. Section 5 evaluates the finite sample performances of the proposed estimators in comparison with existing approaches. Section 6 applies the proposed method to estimate the HTE of chemotherapy for non-small cell lung cancer. Section 7 concludes with discussions and future directions. We sketch proofs of theorems in the appendix and relegate details to the supplementary material.

2 Basic Setup and Identification

2.1 Notation, causal effects, and two data sources

Let A be the binary treatment, X be a vector of pre-treatment covariates with the first component being 1, and Y be the outcome of interest. We use the potential outcomes (Neyman, 1923; Rubin, 1974) to define causal effects. Under the Stable Unit of Treatment Value assumption, let $Y(a)$ be the potential outcome had the subject been given treatment a , for $a = 0, 1$. By the causal consistency assumption, the observed outcome is $Y = Y(A) = AY(1) + (1 - A)Y(0)$.

Based on the potential outcomes, the individual treatment effect is $Y(1) - Y(0)$ and the heterogeneous treatment effect can be characterized through $\mathbb{E}[Y(1) - Y(0) \mid X]$ or $\mathbb{E}[Y(1) - Y(0) \mid A = 1, X]$, where the expectation is taken with respect to the distribution of the target population. The former denotes the conditional average effect of treatment in the sub-population with X when the whole sub-population switches from the control to the active treatment, while the latter denotes the conditional average effect of treatment in the sub-population with X who would be ultimately treated. The choice of the estimand depends on the nature of the treatment and the research question. In the cancer treatment context, not all individuals in the population are eligible for an intensive or targeted cancer therapy. Also, in many cancer studies, there are barriers to placing a patient on a given treatment, e.g., the patient should have no contraindications to the treatment. In these contexts, $\mathbb{E}[Y(1) - Y(0) \mid A = 1, X]$ may be of greater interest than $\mathbb{E}[Y(1) - Y(0) \mid X]$. Therefore, we focus on $\tau(X) = \mathbb{E}[Y(1) - Y(0) \mid A = 1, X]$ and the average treatment effect on the treated $\tau_{\text{att}} = \mathbb{E}[\tau(X) \mid A = 1]$.

In clinical settings, the parametric family of HTEs is desirable due to their easy interpretation. These models offer a transparent way of describing how the treatment effect varies across patient's characteristics and they can be used to tailor the treatment to an individual's characteristics (Chakraborty and Moodie, 2013). We make the following model assumption for the HTE.

Model Assumption 1. *The HTE is*

$$\tau(X) = \tau_{\varphi_0}(X), \tag{1}$$

where $\varphi \in \mathbb{R}^{p_1}$ is a vector of unknown parameters.

Tian et al. (2014) and Shi et al. (2016) considered a linear HTE $\tau_{\psi_0}(X) = X^T \psi_0$, where the first component of X is one, specifying an intercept term. This model entails that on average, the treatment would increase the mean of the outcome by $X^T \psi_0$, and the magnitude of the increase depends on X . Moreover, each component of ψ_0 quantifies the magnitude of the treatment effect of each X . Assume that higher values are indicative of better outcomes. If $X^T \psi_0 > 0$, it indicates that the treatment is beneficial for the subject with X . Other flexible models can also be considered, such as single-index models (Song et al., 2017) and multiple-index models (Chen et al., 2011).

The target population consists of all patients with certain diseases where the new treatment is intended to be given. We consider two independent data sources taken from the same target population: one from the RCT and the other from the RWD. Let $S = 1$ denote RCT participation, and let $S = 0$ denote RWD participation. The RCT data consist of $\{V_i = (A_i, X_i, Y_i, S_i = 1) : i \in \mathcal{A}\}$ with sample size n , and the RWD consist of $\{V_i = (A_i, X_i, Y_i, S_i = 0) : i \in \mathcal{B}\}$ with sample size m , where \mathcal{A} and \mathcal{B} are sample index sets for the two data sources. The sample size of the combined data is thus $N = n + m$.

RCTs and RWD have complementary features. On the one hand, RCTs are often limited in sample size and patient diversity, while RWD contain rich information on variations of the treatment effect among a real-world patient population. On the other hand, RCTs involve treatment randomization and therefore different treatment groups are comparable due to similarity of their baseline characteristics, while RWD are not designed for research purposes and therefore there are concerns about confounding biases. In the following subsections, we establish the identification of the HTE leveraging the design advantage of the RCT, and then formulate the confounding function in the RWD that describes the impact of the unmeasured confounders.

2.2 Identification of the HTE using RCT

To simplify the exposition, define

$$e(X, S) = \mathbb{P}(A = 1 \mid X, S), \quad \mu(X, S) = \mathbb{E}[Y(0) \mid X, S], \quad \sigma^2(X, S) = \mathbb{V}[Y(0) \mid X, S],$$

where $e(X, S)$ is the treatment assignment probability, also known as the propensity score, $\mu(X, S)$ is the outcome mean, and $\sigma^2(X, S)$ is the outcome variance. For any function $g(V)$, define the following quantity

$$\epsilon_{g(V)} = g(V) - \mathbb{E}[g(V) \mid X, S],$$

which is the residual of $g(V)$ by subtracting its conditional mean given (X, S) . For example, $\epsilon_A = A - e(X, S)$ and $\epsilon_{Y(0)} = Y(0) - \mu(X, S)$.

Due to the fundamental problem in causal inference that the potential outcomes can never be jointly observed for a particular subject, the HTE is not identifiable in general. We leverage the design of the RCT to identify the HTE requiring the following assumptions.

Assumption 2 (Randomization and transportability). (i) $Y(a) \perp\!\!\!\perp A \mid (X, S = 1)$ for $a \in \{0, 1\}$, where $\perp\!\!\!\perp$ denotes “is independent of” (Dawid, 1979), and (ii) $\mathbb{E}[Y(1) - Y(0) \mid A = 1, X, S = 1] = \tau(X)$ for all RCT participants.

Assumption 2 (i) holds by a well-designed trial with good patient compliance. In clinical trials, complete randomized treatment assignment schemes are rarely implemented in practice because it can not rule out the possibility of the imbalance of treatment groups by chance alone. Assumption 2 (i) holds by the common trial designs such as stratified block randomization based on X , where the treatment is independent of the potential outcomes within strata of X . Also, by design, the propensity score $e(X, 1)$ is known.

Assumption 2 (ii) is equivalent to $\mathbb{E}[Y(1) - Y(0) \mid X, S = 1] = \tau(X)$. By the principle of equipoise of clinical trials, trial participants must be eligible for both treatments, and thus by Assumption 2 (i) we have $\mathbb{E}[Y(1) - Y(0) \mid A = 1, X, S = 1] = \mathbb{E}[Y(1) - Y(0) \mid X, S = 1]$. This assumption states that the HTE is the same for the trial participants and the patient population at large (Stuart et al., 2011; Buchanan et al., 2018; Dahabreh et al., 2019). It holds if trial participants are randomly recruited for each subgroup of X , or the exclusion criteria of trial participation do not affect the treatment response.

To establish the identification results, for the trial participants ($S = 1$), define

$$H = Y - \tau(X)A. \tag{2}$$

Intuitively, H subtracts from the subject's observed outcome Y the treatment effect of the subject's observed treatment $\tau(X)A$, so it mimics the potential outcome under the control treatment $Y(0)$. Formally, as shown by Lok and DeGruttola (2012), $\mathbb{E}[H \mid A, X, S = 1] = \mathbb{E}[Y(0) \mid A, X, S = 1]$. Therefore, by Assumption 2 (i),

$$\mathbb{E}[H \mid A, X, S = 1] = \mathbb{E}[H \mid X, S = 1]. \quad (3)$$

The mean exchangeability result in (3) is the key to the (local) identification/estimability of the HTE parameter φ_0 . Based on the mean independence of H and A given $(X, S = 1)$, for any $c_1(X)$, we have

$$\mathbb{E}[c_1(X)SH\epsilon_A] = \mathbb{E}[c_1(X)S\mathbb{E}[H \mid X, S] \times \mathbb{E}[\epsilon_A \mid X, S]] = 0$$

because $\mathbb{E}[\epsilon_A \mid X, S] = 0$. Let $H_\varphi = Y - \tau_\varphi(X)A$. We can construct an infinity number of unbiased estimating functions of φ ,

$$\begin{aligned} G_1(A, X, Y, S; \varphi) &= c_1(X)SH_\varphi\epsilon_A \\ &= c_1(X)S\{Y - \tau_\varphi(X)A\}\{A - e(X, S)\} \end{aligned} \quad (4)$$

for any $c_1(X)$. Therefore, subject to regularity conditions, φ_0 is estimable from the RCT data.

Proposition 1 (Estimability of φ_0). *Under Assumptions 1 and 2, if the p_1 components of $\partial\tau_{\varphi_0}(X)/\partial\varphi^T$ are not linearly dependent, i.e., there does not exist any one component of $\partial\tau_{\varphi_0}(X)/\partial\varphi^T$ that can be expressed as a linear combination of the remaining components almost surely, then φ_0 is estimable.*

Under the conditions in Proposition 1, by setting $c_1(X) = 1$ in (4), $\mathbb{E}[\partial G_1(A, X, Y, S; \varphi_0) / \partial\varphi \mid S = 1]$ has full rank p_1 and therefore $\mathbb{E}[G_1(A, X, Y, S; \varphi) \mid S = 1] = 0$ has a unique solution φ_0 , rendering φ_0 estimable.

2.3 RWD: unmeasured confounding and confounding function

To leverage the rich information in the RWD, we make the following transportability assumption.

Assumption 3. $\mathbb{E}[Y(1) - Y(0) \mid A = 1, X, S = 0] = \tau(X)$.

Assumption 3 is similar to Assumption 2 (ii); however, they have an important difference. Assumption 2 (ii) in fact applies to all trial participants by the principle of equipoise; while Assumption 3 only applies to the patients who can ultimately take the treatment and does not require $\mathbb{E}[Y(1) - Y(0) \mid A = 0, X, S = 0] = \tau(X)$. Assumption 3 then states that the HTE for all patients who can be exposed to the treatment is the same in the RWD and the target patient population. It holds if X captures all treatment effect modifiers and requires the consultation of domain knowledge to ensure its plausibility.

Unlike the RCT, the assumption of treatment randomization given X is typically unrealistic for the RWD. As discussed in the introduction, we cannot rule out the possibility of unmeasured confounders due to the uncontrolled treatment assignment mechanism in the RWD. To take into account of the unmeasured confounders, we define the confounding function

$$\lambda(X) = \mathbb{E}[Y(0) \mid A = 1, X, S = 0] - \mathbb{E}[Y(0) \mid A = 0, X, S = 0].$$

In the absence of unmeasured confounders, we have $\mathbb{E}[Y(0) \mid A = 1, X, S = 0] = \mathbb{E}[Y(0) \mid A = 0, X, S = 0]$ and therefore $\lambda(X) = 0$. In the presence of an unmeasured confounding variable U that is related to both $Y(0)$ and A after controlling for X , $\mathbb{E}[Y(0) \mid A = 1, X, S = 0] \neq \mathbb{E}[Y(0) \mid A = 0, X, S = 0]$ and therefore $\lambda(X) \neq 0$. Thus, the confounding function $\lambda(X)$ measures the impact of unmeasured confounders on the potential outcome distribution between the treated and untreated patients, accounting for the observed covariate X .

We make the following model assumption for the confounding function.

Model Assumption 4. *The confounding function is*

$$\lambda(X) = \lambda_{\phi_0}(X), \quad (5)$$

where $\phi \in \mathbb{R}^{p_2}$ is a vector of unknown parameters.

The observed RWD alone carry no information about the confounding function because $Y(0)$ for the treated group is unknown. By harnessing a well-designed RCT, we show that ϕ_0 is estimable based on the combined RCT and RWD. For the RCT sample, we have seen that $H = Y - \tau(X)A$ in (2) mimics $Y(0)$ in the sense that they have the same conditional mean given $(A, X, S = 1)$. A natural question arises as to whether or not this property holds for the same construction of H in the RWD sample. Unfortunately, the answer is “no” due to the unmeasured confounding in the RWD. Explicitly, the difference of the conditional means of $Y - \tau(X)A$ and $Y(0)$ is

$$\begin{aligned} \mathbb{E}[Y - \tau(X)A \mid A, X, S] - \mathbb{E}[Y(0) \mid X, S] &= \mathbb{E}[Y(0) \mid A, X, S] - \mathbb{E}[Y(0) \mid X, S] \\ &= (1 - S)\lambda(X)\epsilon_A, \end{aligned} \quad (6)$$

which is not zero if there exists an unmeasured confounder. Based on (6), our key insight is to define

$$H_{\psi_0} = Y - \tau_{\phi_0}(X)A - (1 - S)\lambda_{\phi_0}(X)\epsilon_A, \quad (7)$$

where $\psi = (\varphi^\top, \phi^\top)^\top \in \mathbb{R}^p$ ($p = p_1 + p_2$) is the full vector of model parameters in the HTE and confounding function. For $S = 1$, (7) reduces to (2); for $S = 0$, we have an additional correction term $(1 - S)\lambda_{\phi_0}(X)\epsilon_A$. It is this correction term that leads to $\mathbb{E}[H \mid A, X, S = 0] = \mathbb{E}[Y(0) \mid X, S = 0]$, which extends the property (3) to $S = 0$.

Theorem 1. *Under Assumptions 1–4, for H_{ψ_0} constructed by (7), we have*

$$\mathbb{E}[H_{\psi_0} \mid A, X, S] = \mathbb{E}[H_{\psi_0} \mid X, S] = \mu(X, S). \quad (8)$$

For simplicity, we omit the dependence on the parameter value for quantities evaluated at the true value if no ambiguity arises; e.g., H denotes H_{ψ_0} . The mean exchangeability result in (8) is the key to the estimability of ψ_0 . First, applying (8) with $S = 1$, the class of unbiased estimating functions, $G_1(A, X, Y, S; \varphi)$ in (4) identifies φ_0 . Second, based on the mean independence of H and A given $(X, S = 0)$, for any $c_2(X)$, we have

$$\mathbb{E}[c_2(X)(1 - S)H\epsilon_A] = \mathbb{E}[c_2(X)(1 - S)\mathbb{E}[H \mid X, S] \times \mathbb{E}[\epsilon_A \mid X, S]] = 0$$

because $\mathbb{E}[\epsilon_A \mid X, S] = 0$. Therefore, we can construct an infinity number of unbiased estimating functions of ϕ ,

$$\begin{aligned} G_2(A, X, Y, S; \psi) &= c_2(X)(1 - S)H_{\psi_0}\epsilon_A \\ &= c_2(X)(1 - S)[Y - \tau_{\phi_0}(X)A - (1 - S)\lambda_{\phi_0}(X)\{A - e(X, S)\}]\{A - e(X, S)\} \end{aligned} \quad (9)$$

for any $c_2(X)$. Therefore, subject to regularity conditions, ϕ_0 is estimable from the combined RCT and RWD.

Proposition 2 (Estimability of ψ_0). *Under Assumptions 1–4, suppose the identification condition in Proposition 1 holds. Suppose further that the p_2 -vector of functions $\partial\lambda_{\phi_0}(X)/\partial\phi^\top$ are not linearly dependent, i.e., there does not exist any one component of $\partial\lambda_{\phi_0}(X)/\partial\phi^\top$ that can be expressed as a linear combination of the remaining components almost surely, then $\psi_0 = (\varphi_0^\top, \phi_0^\top)^\top$ is estimable.*

Under conditions in Proposition 2, by setting $c_1(X) = 1$ in (4) and $c_2(X) = 1$ in (9), $\mathbb{E}[\partial G_1(A, X, Y, S; \varphi_0)/\partial\varphi \mid S = 1]$ has full rank p_1 and $\mathbb{E}[\partial G_2(A, X, Y, S; \psi_0)/\partial\phi \mid S = 0]$ has full rank p_2 , and therefore ψ_0 is estimable.

2.4 Algorithm for estimation

The identification result in Proposition 2 motivates the estimation of ψ_0 based on estimating equations. Following the empirical process literature, let \mathbb{P}_N denote the empirical measure induced by V_1, \dots, V_N ; i.e., $\mathbb{P}_N G(V) = N^{-1} \sum_{i=1}^N G(V_i)$ for any $G(V)$. Consider any measurable, bounded $c_1(X) \in \mathbb{R}^{p_1}$ and $c_2(X) \in \mathbb{R}^{p_2}$, an unbiased estimating equation of ψ_0 is

$$\mathbb{P}_N \begin{pmatrix} c_1(X) \\ c_2(X)(1-S) \end{pmatrix} H_{\psi} \epsilon_A = 0. \quad (10)$$

The solution to equation (10) is not feasible to calculate because it depends on the unknown distribution through the propensity score $e(X, S)$. To facilitate using (10) for estimation, we require positing a model for $e(X, S)$ and estimate it from the data. We summarize the steps for estimating $\psi_0 = (\varphi_0^T, \phi_0^T)^T$ as follows.

Step 2.1. Using the data $\{(A_i, X_i, Y_i, S_i) : i \in \mathcal{A} \cup \mathcal{B}\}$, fit a propensity score model, separately for the two data sources, denoted by $\hat{e}(X, S)$. For $S = 1$, one can simply take $\hat{e}(X, 1)$ as the known $e(X, 1)$.

Step 2.2. Obtain $\hat{\psi}_{\text{naiv}} = (\hat{\varphi}_{\text{naiv}}^T, \hat{\phi}_{\text{naiv}}^T)^T$ by solving (10) with ϵ_A replaced by its estimate $\hat{\epsilon}_A = A - \hat{e}(X, S)$.

The vast literature on unbiased estimating equations (van der Vaart, 2000) indicates that under regularity conditions, $\hat{\psi}_{\text{naiv}}$ is consistent and asymptotically normal for any choice of $c(X) = (c_1(X)^T, c_2(X)^T)^T$ with the same dimension as ψ_0 . However, with a naive choice of $c(X)$, the resulting estimator $\hat{\psi}_{\text{naiv}}$ may have a large variability. The existence of an infinite number of estimators necessitates a principled approach to developing efficient estimators of ψ_0 in order to leverage the maximum advantages of RCT and RWD samples. Toward this end, in the next session, we develop the SES and semiparametric efficiency bound for ψ_0 .

3 Improve HTE Estimation based on Semiparametric Efficiency Theory

The naive estimators in Section 2.4 may not be efficient depending on the choice of $c(X)$. The semiparametric efficiency theory (Bickel et al., 1993) provides a principled approach to deriving efficient estimators of the HTE and confounding function. In this session, we develop the SES and semiparametric efficiency bound for ψ_0 .

The task is non-trivial for two reasons. Our semiparametric model consists of (i) models (1) and (5) constituting the parametric part, and (ii) other components of the likelihood function constituting the nonparametric part. First, Assumptions 2 and 3 impose restrictions on ψ_0 as in (8); second, the definition of H_{ψ_0} relies on $e(X, S)$; thus the parametric and nonparametric components are interrelated. To overcome the challenges, we will use variable transformation from Y to H_{ψ_0} and translate the restrictions directly into the observed data likelihood function, leading to an unconstrained semiparametric likelihood function of ψ_0 ; see (S6). Then, we use the geometric approach of Bickel et al. (1993), following the road map in the Appendix, to derive the SES $S_{\text{eff}, \psi_0}(V)$.

Theorem 2 (SES of ψ_0). *Suppose Assumptions 1–4 hold. The SES of ψ_0 is*

$$S_{\text{eff}, \psi_0}(V) = c^*(A, X, S) W \epsilon_{H, \psi_0}, \quad (11)$$

where

$$c^*(A, X, S) = \mathbb{E} \left[\frac{\partial \epsilon_{H, \psi_0}}{\partial \psi^T} \mid A, X, S \right] - \mathbb{E} \left[\frac{\partial \epsilon_{H, \psi_0}}{\partial \psi^T} W \mid X, S \right] \mathbb{E}[W \mid X, S]^{-1},$$

$\epsilon_{H, \psi_0} = H_{\psi_0} - \mu(X, S)$ and $W = (\mathbb{V}[\epsilon_{H, \psi_0} \mid A, X, S])^{-1}$.

Theorem 2 provides a benchmark for gauging the efficiency of estimators of ψ_0 . From the SES, the EIF of ψ_0 is

$$\text{EIF}_{\psi_0}(V) = \mathbb{E}[S_{\text{eff},\psi_0}(V)S_{\text{eff},\psi_0}^T(V)]^{-1}S_{\text{eff},\psi_0}(V) \quad (12)$$

with the variance $V_{\text{eff}} = (\mathbb{E}[S_{\text{eff},\psi_0}(V)S_{\text{eff},\psi_0}^T(V)])^{-1}$ achieving the semiparametric efficiency bound.

The SES (11) is complicated. We make a homoscedastic assumption that permits a simpler form of SES and an easier comparison with the identification estimating equations (4) and (9).

Assumption 5. $\mathbb{E}[H_{\psi_0}^2 \mid A, X, S] = \mathbb{E}[H_{\psi_0}^2 \mid X, S]$.

Assumption 5 extends the property of (8) from the first moment to the second moment. It holds under the rank preserving condition (Robins, 1998; Zhang et al., 2011). The rank preserving condition implies that H_{ψ_0} equals $Y(0)$, and therefore is more stringent than Assumption 5.

Theorem 3. *Suppose Assumptions 1–5 hold. The SES of ψ_0 is*

$$S_{\psi_0}(V) = \left(\frac{\frac{\partial \tau_{\varphi_0}(X)}{\partial \varphi}}{\frac{\partial \lambda_{\phi_0}(X)}{\partial \phi}(1-S)} \right) \{\sigma^2(X, S)\}^{-1} \epsilon_{H,\psi_0} \epsilon_A. \quad (13)$$

Compared with (4) and (9), the SES (13) suggests the optimal $c_1(X)$ is $c_1^*(X) = \partial \tau_{\varphi_0}(X)/\partial \varphi \times \{\sigma^2(X, S)\}^{-1}$ and the optimal $c_2(X)$ is $c_2^*(X) = \partial \lambda_{\phi_0}(X)/\partial \phi \times \{\sigma^2(X, S)\}^{-1}$. Moreover, $\epsilon_{H,\psi_0} = H_{\psi_0} - \mu(X, S)$ in (13), by subtracting the conditional mean $\mu(X, S)$ from H_{ψ_0} , reduces the variation of H_{ψ_0} in (4) and (9).

Theorem 3 motivates both statistically and computationally efficient estimators of ψ_0 . Again, the SES depends on the unknown distribution through the nuisance functions $\vartheta = (e, \mu, \sigma^2)$, indicating the propensity score $e(X, S)$, the outcome mean $\mu(X, S)$, and the outcome variance $\sigma^2(X, S)$, respectively. To overcome this issue, we posit models for the nuisance functions and solve the estimating equation of ψ_0 with the approximated nuisance functions. To simplify the exposition, we define the following quantities: $\hat{H}_\psi = Y - \tau_\varphi(X)A - (1-S)\lambda_\phi(X)\hat{\epsilon}_A$; for any function $g(V)$, $\hat{\epsilon}_{g(V)} = g(V) - \mathbb{E}[g(V) \mid X, S]$, e.g., $\hat{\epsilon}_A = A - \hat{e}(X, S)$ and $\hat{\epsilon}_{H,\psi} = \hat{H}_\psi - \hat{\mu}(X, S)$. To emphasize their dependence on the nuisance functions ϑ , we write $S_\psi(V)$ in (13) as $S_\psi(V; \vartheta)$.

Besides the computational advantage, we provide another rationale for constructing estimators based on $S_{\psi_0}(V)$ in Theorem 3 instead of $S_{\text{eff},\psi_0}(V)$ in Theorem 2. Note that $S_{\psi_0}(V)$ involves a product of the residuals ϵ_{H,ψ_0} and ϵ_A , but $S_{\text{eff},\psi_0}(V)$ does not. Due to this feature, we will show that the estimators based on $S_{\psi_0}(V)$ have a robustness property in Section 4. Before delving into theoretical discussions, we summarize the proposed estimation procedure as follows.

Step 3.1. Using the data $\{(A_i, X_i, Y_i, S_i) : i \in \mathcal{A} \cup \mathcal{B}\}$, fit a propensity score model, separately for the two data sources, denoted by $\hat{e}(X, S)$.

Step 3.2. Using the data $\{(A_i, X_i, Y_i, S_i) : i \in \mathcal{A} \cup \mathcal{B}\}$, obtain a preliminary (consistent but may not efficient) estimator $\hat{\psi}_{\text{pre}}$ of ψ_0 by solving (10) with $c_1(X) = c_2(X) = X$, i.e.,

$$\mathbb{P}_N \left(\begin{array}{c} X \\ X(1-S) \end{array} \right) \hat{H}_\psi \hat{\epsilon}_A = 0. \quad (14)$$

Then, using the data $\{(A_i, X_i, \hat{H}_{\hat{\psi}_{\text{pre}},i}, S_i) : i \in \mathcal{A} \cup \mathcal{B}\}$, fit an outcome model, separately for the two data sources, denoted by $\hat{\mu}(X, S)$.

Step 3.3. Obtain $\hat{\psi} = (\hat{\varphi}^T, \hat{\phi}^T)^T$ by solving $\mathbb{P}_N S_\psi(V; \hat{\vartheta}) = 0$, with $\sigma^2(X, S)$, $\epsilon_{H,\psi}$, and ϵ_A replaced by $\hat{\sigma}^2(X, S)$, $\hat{\epsilon}_{H,\psi}$, and $\hat{\epsilon}_A$, respectively.

Remark 1. In the above procedure, a preliminary estimator $\hat{\psi}_{\text{pre}}$ is used in the approximation of $\mu(X, S) = \mathbb{E}[H_{\psi_0} \mid X, S]$. Step 3.3 then provides a one-step improvement estimator over $\hat{\psi}_{\text{pre}}$. Alternatively, we can consider a different strategy that does not require a preliminary estimator. Let $\mu_Y(X, S) = \mathbb{E}[Y \mid X, S]$. It is easy to verify that

$$\mu(X, S) = \mu_Y(X, S) - \{\tau_{\varphi_0}(X) + (1 - S)\lambda_{\phi_0}(X)\}\epsilon_A. \quad (15)$$

Thus, approximating $\mu(X, S)$ amounts to approximating $\mu_Y(X, S)$ and $e(X, S)$ in ϵ_A without requiring a preliminary estimator.

We provide an example to elucidate a closed-form estimator under linear models. Consider $X = (X_1^T, X_2^T)$, where X_1 is k_1 -dimensional, and X_2 is k_2 -dimensional. Consider the HTE to be $\tau_{\varphi_0}(X) = X^T \varphi_0$ and the confounding function is $\lambda_{\phi_0}(X) = X_1^T \phi_0$. Under the linear models, the efficient HTE estimator is given explicitly as

$$\hat{\psi} = \hat{\Gamma}^{-1} \begin{pmatrix} \mathbb{P}_N X \{\hat{\sigma}^2(X, S)\}^{-1} \hat{\epsilon}_Y \hat{\epsilon}_A \\ \mathbb{P}_N (1 - S) X_1 \{\hat{\sigma}^2(X, S)\}^{-1} \hat{\epsilon}_Y \hat{\epsilon}_A \end{pmatrix}, \quad (16)$$

and

$$\hat{\Gamma} = \begin{pmatrix} \mathbb{P}_N X^T X \{\hat{\sigma}^2(X, S)\}^{-1} \hat{\epsilon}_A^2 & \mathbb{P}_N (1 - S) X^T X_1 \{\hat{\sigma}^2(X, S)\}^{-1} \hat{\epsilon}_A^2 \\ \mathbb{P}_N (1 - S) X_1^T X \{\hat{\sigma}^2(X, S)\}^{-1} \hat{\epsilon}_A^2 & \mathbb{P}_N (1 - S) X_1^T X_1 \{\hat{\sigma}^2(X, S)\}^{-1} \hat{\epsilon}_A^2 \end{pmatrix}.$$

In general, the proposed estimator does not permit a closed-form solution; however, the solutions to the estimating equations can be obtained by using the off-shelf software, e.g., the R function “multiroot”.

4 Asymptotic properties

4.1 Robustness to slower rates for nuisance functions

It is well-known that estimators constructed based on EIFs are doubly robust in the sense that they are consistent if either one of the parametric models for the nuisance functions is correctly specified (Robins et al., 1994; Bang and Robins, 2005; Cao et al., 2009). More recently, many authors have shown that doubly robust estimators possess a “rate double robustness” property (Rotnitzky et al., 2019) in the sense that they retain a root- N convergence rate under weaker conditions on the flexible models of the nuisance functions, such as semiparametric models, nonparametric models, and machine learning algorithms (Chernozhukov et al., 2018).

The proposed integrative estimator depends on the estimation of the nuisance functions including the outcome mean $\mu(X, S)$ and the propensity score $e(X, S)$. As discussed in Remark 1, there are two approaches to approximating $\mu(X, S)$: one based on \hat{H}_{ψ} with a preliminary estimator $\hat{\psi}_{\text{pre}}$ in Step 3.2 and the other one based on (15). However, both approaches rely on a correct model for the propensity score $e(X, S)$. Although the proposed estimator capitalizes on EIFs, it relies on the correctness of the propensity score model and therefore is not doubly robust. To protect the estimator from model misspecification, we adopt data-adaptive methods to approximate the nuisance functions. We show that under mild regularity conditions, the proposed estimator is rate doubly robust.

Suppose $\hat{\vartheta} = (\hat{e}, \hat{\mu}, \hat{\sigma}^2)$ include $\hat{e}(X, S)$, $\hat{\mu}(X, S)$, and $\hat{\sigma}^2(X, S)$ that are general semiparametric or nonparametric estimators of $e(X, S)$, $\mu(X, S)$, and $\sigma^2(X, S)$, respectively. Let ϑ_0 be the probability limit of $\hat{\vartheta}$. For a vector v , we use $\|v\|_2 = (v^T v)^{1/2}$ to denote its Euclidean norm. For a function $g(V)$, define $\mathbb{P}g(V) = \int g(v) d\mathbb{P}(v)$ as the expectation of $g(V)$ under the true data-generating process. Also, define the L_2 -norm as $\|g(V)\| = \left\{ \int g(v)^2 d\mathbb{P}(v) \right\}^{1/2}$. By the empirical processes theory, we show that the effect of nuisance parameter estimation in $\hat{\psi} - \psi_0$ is bounded by $\|\hat{e}(X, S) - e(X, S)\|^2 + \|\hat{e}(X, S) - e(X, S)\| \times \|\hat{\mu}(X, S) - \mu(X, S)\|$. If this bound is of rate $o_{\mathbb{P}}(N^{-1/2})$, then it is asymptotically negligible,

and thus $\widehat{\psi}$ is root- N consistent. The following theorem summarizes the regularity conditions and asymptotic properties of $\widehat{\psi}$.

Theorem 4 (Rate double robustness). *Suppose Assumptions 1–5 hold. Assume further the following regularity conditions hold:*

Condition 1. $S_{\psi_0}(V; \widehat{\vartheta})$ and $S_{\psi_0}(V; \vartheta_0)$ belong to a Donsker class of functions (van der Vaart and Wellner, 1996).

Condition 2. (i) $\mathbb{P}_N \partial S_{\psi}(V; \vartheta) / \partial \psi$ exists and converges uniformly for ψ and ϑ in the neighborhoods of their true values, and (ii) $\Psi = \mathbb{E}[\partial S_{\psi_0}(V; \vartheta_0) / \partial \psi]$ is non-singular.

Condition 3. $\|\widehat{\psi} - \psi_0\| = o_{\mathbb{P}}(1)$, $\|\widehat{e}(X, S) - e(X, S)\| = o_{\mathbb{P}}(1)$, and $\|\widehat{\mu}(X, S) - \mu(X, S)\| = o_{\mathbb{P}}(1)$, and $|\widehat{\sigma}(X, S)|$ is uniformly bounded;

Condition 4. $\|\widehat{e}(X, S) - e(X, S)\|^2 + \|\widehat{e}(X, S) - e(X, S)\| \times \|\widehat{\mu}(X, S) - \mu(X, S)\| = o_{\mathbb{P}}(N^{-1/2})$.

Then, we have

$$N^{1/2}(\widehat{\psi} - \psi_0) \rightarrow \mathcal{N}\left(0, (\Psi^{-1})^{\top} \mathbb{E}[S_{\psi_0}(V; \vartheta_0)^{\otimes 2}] \Psi^{-1}\right), \quad (17)$$

in distribution, as $N \rightarrow \infty$. Moreover, the asymptotic variance of $\widehat{\psi}$ achieves the semiparametric efficiency bound.

We discuss the implications of the regularity conditions. First, Condition 1 is standard for the empirical processes. The Donsker class condition requires that the nuisance functions should not be too complex. We refer the interested readers to Section 4.2 of Kennedy (2016) for a thorough discussion of Donsker classes of functions. Relaxing this condition is possible by using the sample splitting technique for estimation (Chernozhukov et al., 2018). Condition 2 is a standard condition in the Z-estimation literature (van der Vaart, 2000). Condition 3 requires the estimators of the nuisance functions to be consistent. This condition is fairly mild for semiparametric and nonparametric models. Condition 4 states that the convergence rate of $\widehat{e}(X, S)$ to $e(X, S)$ is of $o_{\mathbb{P}}(N^{-1/4})$ and the combined convergence rate of $\widehat{e}(X, S)$ to $e(X, S)$ and $\widehat{\mu}(X, S)$ to $\mu(X, S)$ is of $o_{\mathbb{P}}(N^{-1/2})$. This rate can occur in various scenarios. For example, if both nuisance models are correctly specified parametric models, both $\|\widehat{e}(X, S) - e(X, S)\|$ and $\|\widehat{\mu}(X, S) - \mu(X, S)\|$ are $O_{\mathbb{P}}(N^{-1/2})$ and their product is $o_{\mathbb{P}}(N^{-1/2})$. Under semiparametric and nonparametric models, if $\|\widehat{e}(X, S) - e(X, S)\| = o_{\mathbb{P}}(N^{-3/8})$ and $\|\widehat{\mu}(X, S) - \mu(X, S)\| = o_{\mathbb{P}}(N^{-1/8})$, then their product still achieves $o_{\mathbb{P}}(N^{-1/2})$. However, the requirement for the convergence rates is not symmetric for $\widehat{e}(X, S)$ and $\widehat{\mu}(X, S)$, because $\widehat{e}(X, S)$ is required to satisfy $\|\widehat{e}(X, S) - e(X, S)\|^2 = o_{\mathbb{P}}(N^{-1/2})$ but $\widehat{\mu}(X, S)$ is not. For example, if $\|\widehat{e}(X, S) - e(X, S)\| = o_{\mathbb{P}}(N^{-1/8})$ and $\|\widehat{\mu}(X, S) - \mu(X, S)\| = o_{\mathbb{P}}(N^{-3/8})$, Condition 4 does not hold. In general, there exist different combinations of convergence rates of $\widehat{e}(X, S)$ and $\widehat{\mu}(X, S)$ that result in a negligible error bound accommodating different smoothness conditions of the underlying true nuisance functions. Following Lu et al. (2019) and Dong et al. (2020), we adopt generalized additive models for both $e(X, S)$ and $\mu(X, S)$, which can be carried out using off-the-shelf software, e.g., the “gam” function in R.

For variance estimation of $\widehat{\psi}$, we approximate the variance formula in (17) by replacing the analytical components with their estimated counterparts, and the expectations with the empirical averages. Then, we can calculate Wald-type confidence intervals for the elements of ψ_0 . Because ψ is regular and asymptotically linear, the nonparametric bootstrap can also be used for variance estimation. The bootstrap variance estimator is more straightforward to implement than the asymptotic approximation. Thus, the bootstrap variance estimator is recommended in practice and adopted in the simulation study.

4.2 Efficiency gain of the HTE estimation by using the RWD

We now discuss the advantages of data integration. By Proposition 1, the RCT data grant a consistent estimator of φ_0 . Denote the SES of φ_0 applied to the RCT data be $S_{\text{rct},\varphi}(V; \vartheta) = S\{\partial\tau_\varphi(X)/\partial\varphi\}\{\sigma^2(X, S)\}^{-1}\epsilon_{H,\varphi}\epsilon_A$. Then, the RCT estimator $\hat{\varphi}_{\text{rct}}$ can be obtained by solving $\mathbb{P}_N S_{\text{rct},\varphi}(V; \hat{\vartheta}) = 0$.

Theorem 5 shows that combining RCT and RWD has the advantage of gaining efficiency in the estimation of φ_0 .

Theorem 5 (Efficiency gain by combining RCT and RWD). *Suppose Assumptions 1–4 hold. The asymptotic variance of $\hat{\varphi}$ is equal to or less than the asymptotic variance of $\hat{\varphi}_{\text{rct}}$, with the equality hold when*

$$\frac{\partial\tau_{\varphi_0}(X_i)}{\partial\varphi} = M \frac{\partial\lambda_{\phi_0}(X_i)}{\partial\phi} \quad (18)$$

for some constant matrix M . Moreover, the gain in the asymptotic precision (i.e., the inverse of asymptotic variance) is

$$\{\mathbb{V}_a(\hat{\varphi})\}^{-1} - \{\mathbb{V}_a(\hat{\varphi}_{\text{rct}})\}^{-1} = m \times \left(\Omega_{\varphi\varphi} - \Omega_{\varphi\phi} \Omega_{\phi\phi}^{-1} \Omega_{\phi\varphi}^\top \right) \geq 0, \quad (19)$$

where \mathbb{V}_a denotes the asymptotic variance, and Ω_{ab} is a covariance matrix for $a, b \in \{\varphi, \phi\}$.

Exact expressions of Ω_{ab} for $a, b \in \{\varphi, \phi\}$ are provided in the supplementary material. To gain the intuition about Theorem 5, it is helpful to discuss two scenarios. If the confounding function is known, $S_\psi(V; \vartheta)$ uses the additional RWD information $(1 - S)\{\partial\tau_\varphi(X)/\partial\varphi\}\{\sigma^2(X, S)\}^{-1}\epsilon_{H,\psi}\epsilon_A$ for estimating φ_0 , comparing with $S_{\text{rct},\varphi}(V; \vartheta)$; therefore, the integrative estimator $\hat{\varphi}$ gains precision over $\hat{\varphi}_{\text{rct}}$. Next, because the confounding function is unknown, the estimation of ϕ_0 in the confounding function competes the RWD information for the estimation of φ_0 . When (18) holds, the terms in the confounding function and that in the HTE are collinear, and all RWD information is used to estimate ϕ_0 . In this case, $\hat{\psi}$ and $\hat{\psi}_{\text{rct}}$ have the same asymptotic precision. When (18) does not hold, the terms in the confounding function and that in the HTE are not entirely linearly dependent, and the RWD information is used to estimate both ϕ_0 and φ_0 . In this case, $\hat{\psi}$ gains precision over $\hat{\psi}_{\text{rct}}$, the magnitude of the gain increases with the sample size of the RWD.

4.3 Improve ATT estimation

The HTE characterizes individual variations of the treatment effect, while the ATT summarizes the treatment effect for the target patient population at large. Because the RCT assigns treatments randomly to the participants, $\tau_{\varphi_0}(X)$ is identifiable and can be estimated. However, the RCT samples are known to be different from the real patient population due to the inclusion and exclusion criteria for recruiting patients. Thus, the covariate distribution of the RCT sample $f(X | S = 1)$ is different from that of the target population $f(X)$ in general. Consequently, $\mathbb{E}[\tau_{\varphi_0}(X) | S = 1]$ is different from τ_{att} , and the ATT estimator using the RCT data only is biased of τ_{att} generally.

Bridging the findings from a RCT to the target population has received generous interest in the literature with different terms such as generalizability (Dahabreh et al., 2019), external validity (Rothwell, 2005) or transportability (Pearl and Bareinboim, 2011). Most existing methods rely on an overlap assumption that $f(X | S = 1)$ and $f(X)$ have the same support. This assumption may not hold for cancer clinical trials, because older patients are often excluded for safety considerations. On the other hand, the RWD samples are conceivably more representative of the real patient population because of the real-world data collection mechanisms. Formally, we formulate the following assumption.

Assumption 6. $f(X | S = 0) = f(X)$.

It worth mentioning that we allow the support of $f(X | S = 1)$ and $f(X)$ to be different, and hence by Assumption 6, we allow the RCT sample and the RWD sample to have non-overlapping covariate distributions.

As a byproduct of the proposed data combination framework, under Assumption 6, we identify the ATT by $\tau_{\text{att}} = \mathbb{E}[\tau_{\varphi_0}(X)] = \mathbb{E}[\tau_{\varphi_0}(X) | S = 0]$. The EIF of τ_{att} is presented in the following theorem.

Theorem 6 (EIF of τ_{att}). *Suppose Assumptions 1–6 hold. The EIF of τ_{att} is*

$$\text{EIF}_{\text{att}}(V) = \frac{1-S}{\pi_0} \{\tau_{\varphi_0}(X) - \tau_{\text{att}}\} + \mathbb{E} \left[\frac{\partial \tau_{\varphi_0}(X)}{\partial \varphi^T} \middle| S = 0 \right] \text{EIF}_{\varphi_0}(V), \quad (20)$$

where $\pi_0 = \mathbb{P}(S = 0)$ and $\text{EIF}_{\varphi_0}(V)$ is the EIF of φ_0 , i.e., the first p_1 components of $\text{EIF}_{\psi_0}(V)$ in (12).

Recall that φ_0 is the parameter in the HTE, ϕ_0 is the parameter in the confounding function, and $\psi_0 = (\varphi_0^T, \phi_0^T)^T$ is the combined vector of parameters. From (12), $\text{EIF}_{\varphi_0}(V)$ depends on ϕ_0 in general. Although τ_{att} depends only on φ_0 in the HTE, $\text{EIF}_{\text{att}}(V)$ can depend on ϕ_0 through $\text{EIF}_{\varphi_0}(V)$. From Theorem 6, the RWD not only provide a representative covariate distribution of the target population but also can contribute to the estimation efficiency of τ_{att} .

Once we obtain $\hat{\varphi}$, a simple plug-in estimator of τ_{att} is $\hat{\tau}_{\text{att}} = m^{-1} \sum_{i \in \mathcal{B}} \tau_{\hat{\varphi}}(X_i)$. The following theorem shows the rate double robustness and local efficiency of $\hat{\tau}_{\text{att}}$.

Theorem 7. *Suppose the assumptions in Theorem 4 and Assumption 6 hold. Then,*

$$N^{1/2}(\hat{\tau}_{\text{att}} - \tau_{\text{att}}) \rightarrow \mathcal{N}(0, V_{\text{att}}), \quad (21)$$

in distribution, as $N \rightarrow \infty$, where

$$V_{\text{att}} = \frac{1}{\pi_0} \mathbb{V}[\tau_{\varphi_0}(X) | S = 0] + \Psi_0^T \Psi^{-1, T} \mathbb{E}[S_{\psi_0}(V; \vartheta_0)^{\otimes 2}] \Psi^{-1} \Psi_0.$$

Moreover, the asymptotic variance of $\hat{\tau}_{\text{att}}$ achieves the semiparametric efficiency bound.

5 Simulation study

We conduct a simulation study to evaluate the finite sample performance of the proposed estimators of the HTE, confounding function, and ATT. For the RCT sample, the confounder is generated by $X_i \sim \text{Unif}[-1, 1]$, the treatment is generated by $A_i \sim \text{Bernoulli}(0.5)$, and the unmeasured variable is generated by $U_i \sim \text{N}(0, 1)$ for $i = 1, \dots, n$. For the RWD sample, the treatment is generated by $A_i \sim \text{Bernoulli}(0.5)$, and the measured and unmeasured confounders (X_i, U_i) are generated from a Gaussian mixture distribution

$$\begin{pmatrix} X_i \\ U_i \end{pmatrix} \middle| A_i \sim \text{N} \left\{ \begin{pmatrix} 1 \\ 0 \end{pmatrix}, \begin{pmatrix} 1 & A_i - 0.5 \\ A_i - 0.5 & 1 \end{pmatrix} \right\},$$

for $i = n+1, \dots, n+m$. Note that the distributions of X_i in the RCT sample and the RWD sample do not overlap: one is a bounded uniform distribution and the other one is an unbounded normal distribution.

For both RCT and RWD samples, the outcome is generated by

$$Y_i = 1 + X_i + 0.5X_i^2 + A_i(1 + 0.75X_i^2) + 0.5U_i + 0.5\epsilon_i, \quad (22)$$

where $\epsilon_i \sim N(0, 1)$. Then the HTE is $\tau(X_i) = 1 + 0.75X_i^2$, the confounding function is $\lambda(X_i) = \mathbb{E}[U_i | A_i = 1, X_i] - \mathbb{E}[U_i | A_i = 0, X_i] = -0.5 + 0.5X_i$, and the ATT is $\tau_{\text{att}} = \mathbb{E}[\tau(X_i) | A_i = 1] = 1.25$.

We generate 1,000 Monte Carlo samples with size $n = 500$ and $m \in \{500, 1000\}$. Simulation results with larger n and m are presented in the supplementary material with similar conclusions. To examine the impact of specifications of $\tau(X_i)$ and $\lambda(X_i)$ on the efficiency of the proposed estimators, we consider two specifications for τ_φ :

(HTE-1) $\tau_\varphi(X_i) = \varphi_0 + \varphi_2 X_i^2$, where $\varphi = (\varphi_0, \varphi_2)^T$;

(HTE-2) $\tau_\varphi(X_i) = \varphi_0 + \varphi_1 X_i + \varphi_2 X_i^2$, where $\varphi = (\varphi_0, \varphi_1, \varphi_2)^T$,

and three specifications for λ_ϕ :

(cf-1) $\lambda_\phi(X_i) = \phi_0 + \phi_1 X_i$, where $\phi = (\phi_0, \phi_1)^T$;

(cf-2) $\lambda_\phi(X_i) = \phi_0 + \phi_1 X_i + \phi_2 X_i^2$, where $\phi = (\phi_0, \phi_1, \phi_2)^T$;

(cf-3) $\lambda_\phi(X_i) = \phi_0 + \phi_1 X_i + \phi_3 X_i^3$, where $\phi = (\phi_0, \phi_1, \phi_3)^T$.

We consider the scenarios with HTE-1 and HTE-2 for various estimators:

“RCT”: $\hat{\varphi}_{\text{rct}}$ using only the RCT data;

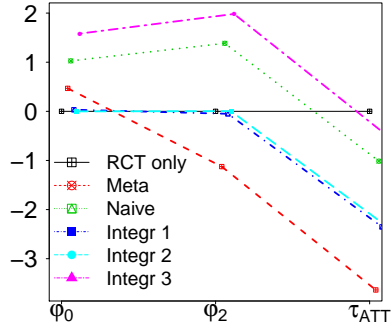
“Meta”: $\hat{\varphi}_{\text{meta}}$, meta-analysis of the combined RCT and RWD by regressing an inverse probability weighting adjusted outcome $Y_i^{\text{adj}} = \{\hat{e}(X_i, S_i)\}^{-1} A_i Y_i - \{1 - \hat{e}(X_i, S_i)\}^{-1} (1 - A_i) Y_i$ on $(1, X_i^2)$ for HTE-1 and on $(1, X_i, X_i^2)$ for HTE-2. The rationale for $\hat{\varphi}_{\text{meta}}$ is that in the absence of unmeasured confounders, $\mathbb{E}[Y_i^{\text{adj}} | X_i, S_i] = \tau_{\varphi_0}(X_i)$.

“Naive”: $\hat{\varphi}_{\text{naiv}}$ solving (10) with the confounding function cf-1, which is used for comparison of the efficiency of the proposed integrative estimator;

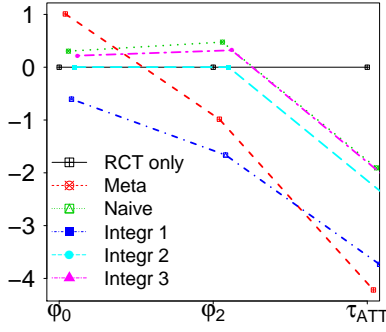
“Integr k”: $\hat{\varphi}_k$, the proposed integrative estimator based on the confounding function (cf-k) for $k = 1, 2, 3$.

For the proposed estimator, there are $2 \times 3 = 6$ combinations of HTE-j and cf-k for $j = 1, 2$ and $k = 1, 2, 3$. Under both HTE-1 and HTE-2, Condition (18) holds for cf-2, but it does not hold for cf-1 and cf-3 with $\dim(\phi)$ increasing from two to three. The consideration of HTE-1 and HTE-2 is to assess whether the efficiency gain of the proposed estimator would be affected by the relationship of $\dim(\varphi)$ and $\dim(\phi)$. For all estimators, the nuisance functions are estimated under GAMs. We implement the bootstrap for variance estimation with the bootstrap size 100.

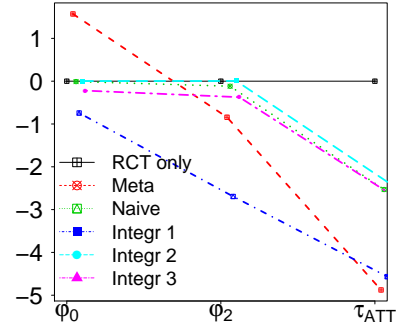
Tables 1 and 2 present the simulation results with $(n, m) = (500, 1000)$ for HTE-1 and HTE-2, respectively. Figure 1 also displays the log ratios of the MSE of estimators compared to the MSE of $\hat{\varphi}_{\text{rct}}$. Although the RCT estimator is unbiased for the HTE parameters, it is biased for τ_{att} . This is because the distribution of X_i differs from the trial sample and the overall population. The meta-analysis that assumes no unmeasured confounding is biased of the HTE parameters and τ_{att} , due to the unmeasured confounding biases in the RWD. Consequently, the meta-analysis has low coverage rates for all parameters of interest. All other estimators are unbiased for estimating the model parameters and τ_{att} . Comparing “Naive” and “Integr 1”, “Integr 1” has smaller MSEs for all parameters for both HTE-1 and HTE-2, suggesting that using the semiparametric efficiency theory offers a principled way to improve estimation efficiency. We now compare the integrative estimators with the RCT estimators, under different specifications of the confounding function. For HTE-1, cf-2 satisfies (18); as a result, “Integr 2” performs similarly as $\hat{\varphi}_{\text{rct}}$ for the HTE parameters. While cf-1



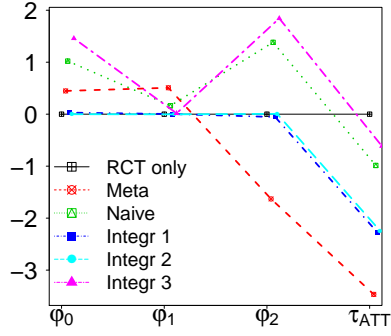
(a) HTE-1 $(n, m) = (500, 250)$



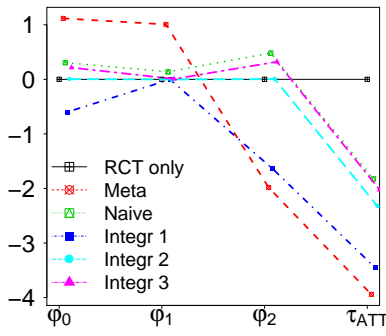
(b) HTE-1 $(n, m) = (500, 500)$



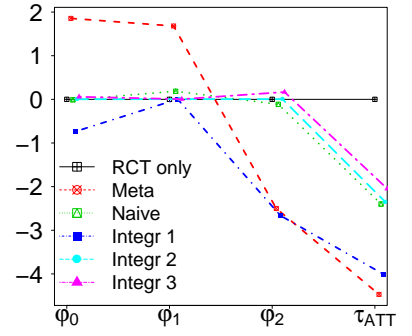
(c) HTE-1 $(n, m) = (500, 1000)$



(d) HTE-2 $(n, m) = (500, 250)$



(e) HTE-2 $(n, m) = (500, 500)$



(f) HTE-2 $(n, m) = (500, 1000)$

Figure 1: Log ratio of MSE of estimator and MSE of $\hat{\varphi}_{\text{RCT}}$: more negative values indicate more efficient gains

and cf-3 do not satisfy (18); as a result, “Integr 1” and “Integr 3” have smaller MSEs than $\hat{\varphi}_{\text{rct}}$ for the HTE parameters. As m increases, the improvement using data integration increases. This confirms our results in Theorem 5. For HTE-2, the above discussions remain the same; thus, the relationship of $\dim(\varphi)$ and $\dim(\phi)$ does not affect our conclusions. The proposed integrative estimators have good coverage rates for all parameters. Moreover, all integrative estimators have smaller MSEs than the RCT estimator for τ_{att} due to the biased estimation based on RCT alone. Therefore, combining RCT and RWD is advantageous to potentially improve the efficiency of the HTE estimation but also the generalizability of the average treatment effect estimation.

In addition, the conclusions remain the same for the integrative estimators if the no unmeasured confounding assumption indeed holds for the RWD; see the supplementary material for the additional simulation.

6 Real data application

We apply the proposed estimators to evaluate the effect of adjuvant chemotherapy for early-stage resected non-small cell lung cancer (NSCLC) using the CALGB 9633 trial data and a large clinical oncology database – the national cancer database (NCDB). In CALGB 9633, 319 patients were randomly assigned to observation versus chemotherapy, resulting 163 on observation ($A = 0$) and 156 on chemotherapy ($A = 1$). The comparable RW sample comes from the NCDB consisting of 15166 patients diagnosed with NSCLC between years 2004 – 2016 in stage IB disease with 10903 on observation and 4263 received chemotherapy after surgery. As the treatments for the CALGB 9633 patients were randomly assigned and the treatments for the NCDB patients were chosen by physicians and patients, the numbers of treated and controls are relatively balanced in the CALGB 9633 trial while they are unbalanced in the NCDB. The outcome Y is the indicator of cancer recurrence within 3 years after the surgery.

We are interested in estimating the heterogeneous treatment effects of chemotherapy varying by age and tumor size. The original CALGB 9633 trial analysis did not show any clinical improvement for chemotherapy, possibly because of its small sample size (Strauss et al., 2008). Some exploratory analysis however showed that tumor size may modify the treatment effect that patients with larger tumor sizes may benefit more from the chemotherapy (Strauss et al., 2008, Speicher et al., 2015, Morgensztern et al., 2016). Moreover, age may also be an important treatment effect modifier. Therefore, we formulate the HTE of interest to be $\tau_{\psi}(X) = \psi_0 + \psi_1 \times \text{age}^* + \psi_2 \times \text{tumor size}^*$, where age^* and tumor size^* standardize age and tumor size by subtracting their means 67.7 and 4.8 and dividing their standard errors 10.2 and 1.7, respectively, and $\psi = (\psi_0, \psi_1, \psi_2)^T$.

In the analysis, we include four covariates to adjust for in both samples: sex (1 = male, 0 = female), histology (1 = squamous, 0 = non-squamous), and race (1 = White, 0 = others). Table 3 reports the covariate means by treatment group in the two samples. Due to treatment randomization, all covariates are balanced between the treated and the control in the CALGB 9633 trial sample. While due to a lack of treatment randomization, some covariates are highly unbalanced in the NCDB sample. It can be seen that older patients with smaller tumor size and histology are likely to choose a conservative treatment, on observation. Moreover, we can not rule out the possibility of unmeasured confounders in the NCDB sample. To formulate the confounding function of the NCDB, possible unmeasured confounders include disease status at diagnosis, financial status, and accessibility to health care facilities that affect the decision of receiving adjuvant chemotherapy after surgery and clinical outcomes. Therefore, we include gender, race, histology, Charlson co-morbidity score, income level, insurance coverage, and travel range to large health care facilities in the confounding function, as these variables have been shown to be related to the unmeasured confounders (Speicher et al., 2015; Yang et al., 2016; Morgensztern et al., 2016; Speicher et al., 2017).

We compare the RCT, Meta, and proposed integrative estimators and estimate the standard

Table 1: Simulation results under HTE-1 with $n = 500$ and $m = 1000$: “RCT” is $\hat{\varphi}_{\text{rct}}$ using only the RCT data, “Meta” is $\hat{\psi}_{\text{meta}}$ based on meta-analysis of the combined datasets, “Naive” is $\hat{\psi}_{\text{naiv}}$ in (10) with confounding function (cf-1), and “Integr k” $\hat{\varphi}_k$ the proposed integrative estimator with the confounding function (cf-k) for $1 \leq k \leq 3$; “yes” and “no” indicate (18) holds and does not hold, respectively.

			φ_0 1	φ_2 X^2	ϕ_0 1	ϕ_1 X	ϕ_2 X^2	ϕ_3 X^3	τ_{att}
True ($\times 10^2$)			100	75	-50	50	0	0	250
Est ($\times 10^2$)	RCT	–	100	77	–	–	–	–	125
	Meta	–	80	89	–	–	–	–	257
	Naive	no	101	72	–	–	–	–	245
	Integr 1	no	100	75	-50	50	–	–	250
	Integr 2	yes	100	76	-50	50	-1	–	252
	Integr 3	no	100	74	-50	50	–	1	247
Var ($\times 10^3$)	RCT	–	9	48	–	–	–	–	4
	Meta	–	35	21	–	–	–	–	16
	Naive	no	9	43	–	–	–	–	121
	Integr 1	no	4	3	7	11	–	–	16
	Integr 2	yes	9	48	12	10	51	–	140
	Integr 3	no	7	33	11	14	–	6	106
VE ($\times 10^3$)	RCT	–	9	45	–	–	–	–	4
	Meta	–	19	11	–	–	–	–	13
	Naive	no	6	18	–	–	–	–	58
	Integr 1	no	4	3	8	9	–	–	15
	Integr 2	yes	9	46	13	8	49	–	136
	Integr 3	no	7	31	12	13	–	6	97
Cvg ($\times 10^2$)	RCT	–	93.6	93.2	–	–	–	–	0.0
	Meta	–	56.4	60.1	–	–	–	–	85.8
	Naive	no	90.4	79.0	–	–	–	–	82.2
	Integr 1	no	94.8	92.5	94.7	93.1	–	–	93.7
	Integr 2	yes	93.6	93.1	93.8	92.8	93.6	–	93.4
	Integr 3	no	95.9	96.0	94.5	93.7	–	95.0	95.4

Table 2: Simulation results under HTE-2 with $n = 500$ and $m = 1000$: “RCT” is $\hat{\varphi}_{\text{rct}}$ using only the RCT data, “Meta” is $\hat{\psi}_{\text{meta}}$ based on meta-analysis of the combined datasets, “Naive” is $\hat{\psi}_{\text{naiv}}$ in (10) with confounding function (cf-1), and “Integr k” $\hat{\varphi}_k$ the proposed integrative estimator with the confounding function (cf-k) for $1 \leq k \leq 3$; “yes” and “no” indicate (18) holds and does not hold, respectively.

			φ_0 1	φ_1 X	φ_2 X^2	ϕ_0 1	ϕ_1 X	ϕ_2 X^2	ϕ_3 X^3	τ_{att}
True ($\times 10^2$)			100	0	75	-50	50	0	0	250
Est ($\times 10^2$)	RCT	–	100	0	77	–	–	–	–	125
	Meta	–	76	26	79	–	–	–	–	260
	Naive	no	101	-0	72	–	–	–	–	245
	Integr 1	no	100	0	75	-51	50	–	–	250
	Integr 2	yes	100	0	76	-50	50	-2	–	253
	Integr 3	no	100	0	75	-51	50	–	-0	250
Var ($\times 10^3$)	RCT	–	9	12	48	–	–	–	–	4
	Meta	–	21	101	65	–	–	–	–	10
	Naive	no	9	14	43	–	–	–	–	139
	Integr 1	no	4	12	3	8	24	–	–	28
	Integr 2	yes	9	12	48	12	23	52	–	148
	Integr 3	no	4	12	3	26	56	–	2	28
VE ($\times 10^3$)	RCT	–	9	12	46	–	–	–	–	4
	Meta	–	12	52	35	–	–	–	–	10
	Naive	no	6	13	18	–	–	–	–	72
	Integr 1	no	4	12	2	8	22	–	–	29
	Integr 2	yes	9	12	46	13	21	49	–	148
	Integr 3	no	4	12	2	22	44	–	2	26
Cvg ($\times 10^2$)	RCT	–	93.5	95.6	93.1	–	–	–	–	0.0
	Meta	–	41.7	68.1	79.4	–	–	–	–	79.5
	Naive	no	89.9	93.9	78.9	–	–	–	–	85.4
	Integr 1	no	94.7	94.9	92.5	94.7	93.4	–	–	94.4
	Integr 2	yes	93.6	95.4	93.2	94.0	94.1	93.7	–	94.2
	Integr 3	no	94.7	94.8	92.0	93.1	92.5	–	93.1	94.3

Table 3: Sample sizes and covariate means by treatment group in the CALGB 9633 trial sample and the NCDB sample.

	N	A	Age (years)	Tumor Size (cm)	Male (y/n)	Squamous (y/n)	White (y/n)
RT: CALGB 9633	156	$A=1$	60.6	4.62	64.1%	40.4%	90.4%
	163	$A=0$	61.1	4.57	63.8%	39.3%	88.3%
RW: NCDB	4263	$A=1$	63.9	5.19	54.3%	35.6%	88.6%
	10903	$A=0$	69.4	4.67	54.8%	40.5%	90.0%

Table 4: Point estimate, standard error and 95% Wald confidence interval of the model parameters in the HTE function between adjuvant chemotherapy and observation based on the CALGB 9633 trial sample and the NCDB sample: $\text{age}^* = (\text{age} - 67.7)/10.2$, $\text{tumor size}^* = (\text{tumor size} - 4.8)/1.7$, and all numbers are multiplied by 10^3

	RCT			Meta			Integrative		
	Est	SE	95% CI	Est	SE	95% CI	Est	SE	95% CI
1 ψ_0	-46	63	(-169, 77)	-89	8	(-105, -73)	-94	52	(-196, 9)
$\text{age}^* \psi_1$	59	50	(-39, 158)	-139	8	(-155, -123)	-12	10	(-32, 8)
$\text{tumor Size}^* \psi_2$	-4	41	(-84, 77)	55	9	(38, 71)	-22	9	(-39, -5)

errors by the nonparametric bootstrap. Table 4 reports the results for the estimated HTE parameters. Due to the small sample size, the RCT estimators are not statistically significant. By pooling all information from the CALGB 9633 and NCDB sample, the Meta and integrative estimators gain efficiency and both show that the tumor size is a significant treatment effect modifier (95% CI for $\hat{\psi}_2$ does not include zero). Interestingly, the two combining approaches produce different signs of $\hat{\psi}_2$ and hence different conclusions. The difference between the Meta and integrative estimators may be attributable to the no unmeasured confounding. The Meta estimators assume that there are no unmeasured confounders, while the integrative estimators take into account the possible unmeasured confounders in the NCDB sample. The results in the supplementary material show that gender and histology are significant in the confounding function, suggesting that the no unmeasured confounding assumption is not plausible in the NCDB sample. We carry out the over-identification restrictions test (Yang and Lok, 2016) to assess the goodness-of-fit of the HTE and confounding function; see also Section 7. The test is directed at the alternative model specifications by augmenting HTE and confounding function with $(\text{age}^{*2}, \text{tumor size}^{*2})$ and $(\text{age}^*, \text{tumor size}^*)$, respectively. The test statistics is 7.3 with p-value 0.12 based on a χ_4^2 null reference distribution. Therefore, there is no strong evidence to reject the model specifications of the HTE and confounding function in this application. From the integrative approach, the tumor size is a significant treatment effect modifier: larger tumor size, larger beneficial effect of chemotherapy in reducing the cancer recurrence.

7 Discussion

We develop a new semiparametric identification and estimation framework that combines RCT and confounded RWD studies to assess the HTE. The RCT data identifies the HTE; however, we can leverage the confounded RWD to improve estimation efficiency by modeling the confounding function due to unmeasured confounding. The proposed integrative estimator capitalizes on semiparametric efficiency and allows for flexible models for nuisance functions while retaining root- N consistency. Moreover, we clarify conditions under which the integrative estimator gains efficiency over the estimator based solely on the RCT sample. The non-redundant structural form of the confounding function is the key to achieve the efficiency gain. If strong prior information is available, appropriate functional forms for the confounding function due to unmeasured confounding can be directly imposed. We suggest specifying the confounding function on the basis of observed data, literature, and subject matter knowledge.

The model assumptions for the HTE and confounding function, i.e., Assumptions 1 and 4, are crucial in our proposed framework. To evaluate the model specifications of the HTE and confounding function, we can extend the goodness-of-fit test of Yang and Lok (2016). The insight is that we can create a larger number of estimating functions than the number of parameters, which invokes the application of over-identification restrictions tests (Sargan, 1988). For the power consideration, we can

specify alternative plausible models for the HTE and confounding function. The optimal estimating functions for constructing the test statistics can be derived based on Theorem 2 or Theorem 3 under the alternative models.

Another potential application of the proposed framework is to estimate the trial encouragement effect from an RCT study and an unconfounded RWD. In this article, we assume that the HTE is transportable from the RCT sample to the RWD sample. Explicitly, we assume that the treatments implemented in the trial and real-world settings are comparable given the relevant covariates. Several authors have argued that the intervention in the trial often consists of the experimental treatment and also additional planned or unplanned care that leads to the encouragement effect, which is absent in the real-world setting. Assuming that the RWD are not subject to unmeasured confounding, the proposed framework can be used to disentangle the pure treatment effect and the trial encouragement effect. In this context, $\tau_\varphi(X)$ denotes the total treatment and encouragement effect, and $-\lambda_\phi(X)$ denotes the trial encouragement effect.

The RWD may have many more auxiliary variables than the RCT study. In this case, the confounding function can incorporate the additional auxiliary variables and even the observed outcome variable. If X is high-dimensional, variable selection becomes important, because the estimating equation approach may be unstable. Consider linear models $\tau_\varphi(X)$ and $\lambda_\phi(X)$, the solution in (16) involves inverting a high-dimensional matrix. To overcome the instability due to high-dimensional covariates, in our future work, we can follow the penalized estimating equation approach by adding penalties for φ and ϕ , which encourages sparsity.

Appendix

We sketch the proofs of Theorems 1–7 below and provide more details in the supplementary materials.

A1 Sketched Proof of Theorem 1

Proof. Given (6), it follows that

$$\begin{aligned}\mathbb{E}[H \mid A, X, S] &= \mathbb{E}[Y - A\mathbb{E}[Y(1) - Y(0) \mid A = 1, X, S] \mid A, X, S] \\ &\quad - \mathbb{E}[\{\mathbb{E}[Y(0) \mid A, X, S] - \mathbb{E}[Y(0) \mid X, S]\} \mid A, X, S].\end{aligned}\tag{A1}$$

Evaluating (A1) for $A = 0$, we obtain

$$\begin{aligned}\mathbb{E}[H \mid A = 0, X, S] &= \mathbb{E}[Y(0) \mid A = 0, X, S] \\ &\quad - \{\mathbb{E}[Y(0) \mid A = 0, X, S] - \mathbb{E}[Y(0) \mid X, S]\} = \mathbb{E}[Y(0) \mid X, S].\end{aligned}\tag{A2}$$

Evaluating (A1) for $A = 1$, we obtain

$$\begin{aligned}\mathbb{E}[H \mid A = 1, X, S] &= \mathbb{E}[Y(1) - Y(0) \mid A = 1, X, S] \\ &\quad - \mathbb{E}[Y(1) - Y(0) \mid A = 1, X, S] + \mathbb{E}[Y(0) \mid X, S] = \mathbb{E}[Y(0) \mid X, S].\end{aligned}\tag{A3}$$

Combining (A2) and (A3) yields $\mathbb{E}[H \mid A = 1, X, S] = \mathbb{E}[H \mid A = 0, X, S]$. Therefore, we have $\mathbb{E}[H \mid A, X, S] = \mathbb{E}[H \mid X, S]$. \square

A2 Sketched Proof of Theorem 2

We consider a regular asymptotically linear (RAL) estimator $\widehat{\psi}$ of ψ_0 :

$$N^{1/2}(\widehat{\psi} - \psi_0) = N^{-1/2}\mathbb{P}_N\text{IF}(V) + o_{\mathbb{P}}(1),\tag{A4}$$

where $\text{IF}(V)$ is the influence function of $\widehat{\psi}$, which has zero mean and finite and nonsingular variance. By (A4), the asymptotic variance of $N^{1/2}(\widehat{\psi} - \psi_0)$ is equal to the variance of $\text{IF}(V)$. Consider the Hilbert space \mathcal{H} of all p -dimensional, mean-zero finite variance measurable functions of V , $h(V)$, equipped with the covariance inner product $\langle h_1, h_2 \rangle = \mathbb{E}[h_1(V)^\top h_2(V)]$ and the \mathcal{L}_2 -norm $\|h\|^2 = \mathbb{E}[h(V)^\top h(V)] < \infty$. To construct the efficient estimator for ψ_0 , we follow the geometric approach of Bickel et al. (1993) to derive the SES for ψ_0 following the road map below.

We consider the density function of a single variable $V = (A, X, Y, S)$, $f(V) = f(Y | A, X, S)f(A | X, S)f(X, S)$. The parameter of interest ψ_0 satisfies restriction (8) with $H = H_{\psi_0}$, and the nuisance parameter is the nonparametric density functions $f(Y | A, X, S)$, $f(A | X, S)$, and $f(X, S)$. In order to incorporate restriction (8) into the likelihood function directly, we consider an equivalent re-parameterization, and re-express the semiparametric likelihood function; see (S6). Based on the likelihood function, we characterize the nuisance tangent space Λ in the Hilbert space \mathcal{H} ; see Theorem S1. We then express Λ as a direct sum of orthogonal subspaces; see Theorem S2. This effort will be valuable in characterizing the orthogonal complement space of the nuisance tangent space Λ^\perp , which consists of all influence functions. Theorem A1 summarizes the key result.

Theorem A1 (Influence function space). *Suppose Assumptions 1–4 hold. The space of the influence function space of ψ_0 is*

$$\Lambda^\perp = \{G(A, X, S; \psi_0, c) = c(A, X, S)\epsilon_{H, \psi_0} : \mathbb{E}[c(A, X, S) | X, S] = 0\}. \quad (\text{A5})$$

Based on Theorem A1, we show that the projection of any $B \in \mathcal{H}$, $\prod [B | \Lambda^\perp]$, is of the form $c(A, X, S)\epsilon_{H, \psi_0}$, where $\mathbb{E}[c(A, X, S) | X, S] = 0$. Let the score vector of ψ_0 be $s_{\psi_0}(V)$. Then, the SES is the projection of $s_{\psi_0}(V)$ onto Λ^\perp , given by

$$\begin{aligned} S_{\text{eff}, \psi_0}(V) &= \prod [s_{\psi_0}(V) | \Lambda^\perp] = (\mathbb{E}[s_{\psi_0}(V)\epsilon_{H, \psi_0} | A, X, S] \\ &\quad - \mathbb{E}[\mathbb{E}[s_{\psi_0}(V)\epsilon_{H, \psi_0} | A, X, S]W | X, S]\mathbb{E}[W | X, S]^{-1}) W \epsilon_{H, \psi_0} := c^*(A, X, S)\epsilon_{H, \psi_0}. \end{aligned}$$

To evaluate $c^*(A, X, S)$ further, we note that $\mathbb{E}[\epsilon_{H, \psi_0} | A, X, S] = 0$. We differentiate this equality with respect to ψ_0 . By the generalized information equality (Newey, 1990), we have $\mathbb{E}[-\partial \epsilon_{H, \psi_0} / \partial \psi | A, X, S] + \mathbb{E}[s_{\psi_0}(V)\epsilon_{H, \psi_0} | A, X, S] = 0$. Therefore, ignoring the negative sign, we have $c^*(A, X, S)$ as given by (11). This completes the proof of Theorem 2.

A3 Sketched Proof of Theorem 4

Proof. By the Taylor expansion, we have

$$\begin{aligned} 0 &= \mathbb{P}_N S_{\widehat{\psi}}(V; \widehat{\vartheta}) = \mathbb{P}_N S_{\psi_0}(V; \widehat{\vartheta}) + \left\{ \mathbb{P}_N \frac{\partial S_{\widehat{\psi}}(V; \widehat{\vartheta})}{\partial \psi^\top} \right\} (\widehat{\psi} - \psi_0) \\ &= \mathbb{P}_N S_{\psi_0}(V; \widehat{\vartheta}) + \Psi(\widehat{\psi} - \psi_0) + o_{\mathbb{P}}(N^{-1/2}), \end{aligned}$$

where $\widetilde{\psi}$ lies in the line segment of $\widehat{\psi}$ and ψ_0 .

We now analyze $\mathbb{P}_N S_{\psi_0}(V; \widehat{\vartheta})$. Under the conditions in Theorem 4, $\mathbb{P} S_{\psi_0}(V; \vartheta_0) = 0$. Thus, we have

$$\begin{aligned} &\mathbb{P}_N S_{\psi_0}(V; \widehat{\vartheta}) - \mathbb{P} S_{\psi_0}(V; \vartheta_0) \\ &= (\mathbb{P}_N - \mathbb{P}) S_{\psi_0}(V; \vartheta_0) + \mathbb{P}\{S_{\psi_0}(V; \widehat{\vartheta}) - S_{\psi_0}(V; \vartheta_0)\} + o_{\mathbb{P}}(N^{-1/2}) \\ &= \mathbb{P}\{S_{\psi_0}(V; \widehat{\vartheta}) - S_{\psi_0}(V; \vartheta_0)\} + o_{\mathbb{P}}(N^{-1/2}), \end{aligned} \quad (\text{A6})$$

where the last equality follows because $(\mathbb{P}_N - \mathbb{P})S_{\psi_0}(V; \vartheta_0) = o_{\mathbb{P}}(N^{-1/2})$ for $S_{\psi_0}(V; \vartheta_0)$ belonging to a Donsker class. We now show that under conditions in Theorem 4, $\mathbb{P}\{S_{\psi_0}(V; \hat{\vartheta}) - S_{\psi_0}(V; \vartheta_0)\}$ is a small order term. For simplicity of exposition, write

$$c^*(X, S) = \begin{pmatrix} \frac{\partial \tau_{\varphi_0}(X)}{\partial \varphi} \\ \frac{\partial \lambda_{\phi_0}(X)}{\partial \phi}(1 - S) \end{pmatrix}.$$

Then, we have

$$\begin{aligned} & \mathbb{P}\{S_{\psi_0}(V; \hat{\vartheta}) - S_{\psi_0}(V; \vartheta_0)\} \\ &= \mathbb{P}\left[c^*(X, S)\{\hat{\sigma}^2(X, S)\}^{-1}\{e(X, S) - \hat{e}(X, S)\}\{\mu(X, S) - \hat{\mu}(X, S)\}\right] \\ & \quad + \mathbb{P}\left[c^*(X, S)\{\hat{\sigma}^2(X, S)\}^{-1}(1 - S)\lambda_{\phi}(X)\{\hat{e}(X, S) - e(X, S)\}^2\right]. \end{aligned}$$

By Cauchy-Schwarz inequality, $\|S_{\psi_0}(V; \hat{\vartheta}) - S_{\psi_0}(V; \vartheta_0)\|$ is bounded above by

$$\|\hat{e}(X, S) - e(X, S)\| \times \|\hat{\mu}(X, S) - \mu(X, S)\| + \|\hat{e}(X, S) - e(X, S)\|^2. \quad (\text{A7})$$

Under the conditions in Theorem 4, the bound (A7) is $O_{\mathbb{P}}(N^{-1})$, which makes $\mathbb{P}\{S_{\psi_0}(V; \hat{\vartheta}) - S_{\psi_0}(V; \vartheta_0)\}$ in (A6) asymptotically negligible. The result follows. \square

A4 Sketched Proof of Theorem 5

Proof. To simplify the exposition, let $\epsilon_{A,W}^2 = (A - \mathbb{E}[AW \mid X, S] \mathbb{E}[W \mid X, S]^{-1})^2 W$ denote a squared weighted residual term of A . Define

$$\begin{aligned} \Gamma_{1,\text{rct}} &= \mathbb{E}\left[S \left\{\frac{\partial \tau_{\varphi_0}(X)}{\partial \varphi}\right\}^{\otimes 2} \epsilon_{A,W}^2\right], & \Gamma_{1,\text{rwd}} &= \mathbb{E}\left[(1 - S) \left\{\frac{\partial \tau_{\varphi_0}(X)}{\partial \varphi}\right\}^{\otimes 2} \epsilon_{A,W}^2\right], \\ \Gamma_{12} &= \mathbb{E}\left[(1 - S) \frac{\partial \tau_{\varphi_0}(X)}{\partial \varphi} \frac{\partial \lambda_{\phi_0}(X)}{\partial \phi^T} \epsilon_{A,W}^2\right], & \Gamma_2 &= \mathbb{E}\left[(1 - S) \left\{\frac{\partial \lambda_{\phi_0}(X)}{\partial \phi}\right\}^{\otimes 2} \epsilon_{A,W}^2\right]. \end{aligned}$$

We compare the asymptotic variance of $\hat{\varphi}_{\text{rct}}$ and $\hat{\varphi}$. By the Z-estimation theory, we obtain

$$\mathbb{V}[\hat{\varphi} - \varphi_0] = N^{-1} \times (\Gamma_{1,\text{rct}} + \Gamma_{1,\text{rwd}} - \Gamma_{12}\Gamma_2^{-1}\Gamma_{12}^T)^{-1} + o(n^{-1}), \quad (\text{A8})$$

$$\mathbb{V}[\hat{\varphi}_{\text{rct}} - \varphi_0] = N^{-1} \times \Gamma_{1,\text{rct}}^{-1} \Gamma_{1,\text{rct}} \Gamma_{1,\text{rct}}^{-1} + o(n^{-1}) = N^{-1} \times \Gamma_{1,\text{rct}}^{-1} + o(n^{-1}). \quad (\text{A9})$$

By holder's inequality, $\Gamma_{1,\text{rwd}} - \Gamma_{12}\Gamma_2^{-1}\Gamma_{12}^T$ is non-negative definitive; i.e., for any $v \in \mathbb{R}^p$,

$$v^T (\Gamma_{1,\text{rwd}} - \Gamma_{12}\Gamma_2^{-1}\Gamma_{12}^T) v \geq 0,$$

with equality holds when (18) holds.

Comparing (A8) and (A9) leads to our result in Theorem 5. \square

A5 Sketched Proof of Theorem 6

Proof. Recall that $\pi_0 = \mathbb{P}(S = 0)$. We express τ_{att} as

$$\tau_{\text{att}} = \mathbb{E}[\tau_{\varphi_0}(X)] = \mathbb{E}[\tau_{\varphi_0}(X) \mid S = 0] = \frac{\mathbb{E}[(1 - S)\tau_{\varphi_0}(X)]}{\pi_0}. \quad (\text{A10})$$

To derive the EIF of τ_{att} , we can follow a similar approach to derive the EIF of ψ_0 . Because τ_{att} depends on φ_0 and EIF $_{\varphi_0}(V)$ is available, we consider another approach. Consider a one-dimensional

parametric submodel, $f_\theta(V)$, which contains the true model $f(V)$ at $\theta = 0$, i.e., $f_\theta(V)|_{\theta=0} = f(V)$. We use θ in the subscript to denote the quantity evaluated with respect to the submodel, e.g., $\tau_{\text{att},\theta}$ is the value of τ_{att} with respect to the submodel. We use $s(\cdot)$ to denote the score function induced from the likelihood function.

Recall that, the tangent space Λ is given in Theorem S2. The EIF for τ_{att} , denoted by $\text{EIF}_{\text{att}}(V) \in \Lambda$, must satisfy

$$\tau_{\text{att},\theta}/\partial\theta|_{\theta=0} = \mathbb{E}[\text{EIF}_{\text{att}}(V)s(V)].$$

We derive the EIF of τ_{att} by calculating $\tau_{\text{att},\theta}/\partial\theta|_{\theta=0}$. This leads to $\text{EIF}_{\text{att}}(V)$ given by (20). \square

A6 Sketched Proof of Theorem 7

Proof. Let $\Psi_0 = \mathbb{E}[\partial\tau_{\varphi_0}(X)/\partial\varphi|S=0]$. By the Taylor expansion,

$$\begin{aligned} N^{1/2}(\hat{\tau}_{\text{att}} - \tau_{\text{att}}) &= \frac{N^{1/2}}{m} \sum_{i \in \mathcal{B}} \{\tau_{\hat{\varphi}}(X_i) - \tau_{\text{att}}\} \\ &= \frac{N^{1/2}}{m} \sum_{i \in \mathcal{B}} \{\tau_{\varphi_0}(X_i) - \tau_{\text{att}}\} + \left\{ \frac{1}{m} \sum_{i \in \mathcal{B}} \frac{\partial\tau_{\varphi_0}(X_i)}{\partial\varphi^T} \right\} N^{1/2}(\hat{\varphi} - \varphi_0) + o_{\mathbb{P}}(1) \\ &= \frac{N^{1/2}}{m} \sum_{i \in \mathcal{B}} \{\tau_{\varphi_0}(X_i) - \tau_{\text{att}}\} + \Psi_0 N^{1/2}(\hat{\varphi} - \varphi_0) + o_{\mathbb{P}}(1). \end{aligned} \quad (\text{A11})$$

Because the two terms in (A11) are uncorrelated, we have

$$\begin{aligned} \mathbb{V}[N^{1/2}(\hat{\tau}_{\text{att}} - \tau_{\text{att}})] &= \mathbb{V}\left[\frac{N^{1/2}}{m} \sum_{i \in \mathcal{B}} \{\tau_{\varphi_0}(X_i) - \tau_{\text{att}}\}\right] + \Psi_0^T \mathbb{V}[N^{1/2}(\hat{\varphi} - \varphi_0)] \Psi_0 \\ &= \frac{1}{\pi_0} \mathbb{V}[\tau_{\varphi_0}(X) | S=0] + \Psi_0^T \mathbb{V}[N^{1/2}(\hat{\varphi} - \varphi_0)] \Psi_0 = V_{\text{att}}. \end{aligned}$$

\square

Acknowledgements

Yang is partially supported by the NSF grant DMS 1811245, NCI grant P01 CA142538, NIA grant 1R01AG066883, and NIEHS grant 1R01ES031651. Zeng is partially supported by GM124104, and MH117458. Wang is partially supported by NCI grant P01 CA142538 and NIA grant 1R01AG066883.

References

- Angrist, J. D., Imbens, G. W. and Rubin, D. B. (1996). Identification of causal effects using instrumental variables, *J Am Stat Assoc* **91**: 444–455. 1
- Bang, H. and Robins, J. M. (2005). Doubly robust estimation in missing data and causal inference models, *Biometrics* **61**: 962–973. 4.1
- Bickel, P. J., Klaassen, C., Ritov, Y. and Wellner, J. (1993). *Efficient and Adaptive Inference in Semiparametric Models*, Johns Hopkins University Press, Baltimore. 1, 3, A2, S2.1
- Brown, B. W. and Newey, W. K. (1998). Efficient semiparametric estimation of expectations, *Econometrica* **66**: 453–464. S2.2

- Buchanan, A. L., Hudgens, M. G., Cole, S. R., Mollan, K. R., Sax, P. E., Daar, E. S., Adimora, A. A., Eron, J. J. and Mugavero, M. J. (2018). Generalizing evidence from randomized trials using inverse probability of sampling weights, *J. R. Statist. Soc. A* **181**: 1193–1209. 1, 2.2
- Cao, W., Tsiatis, A. A. and Davidian, M. (2009). Improving efficiency and robustness of the doubly robust estimator for a population mean with incomplete data, *Biometrika* **96**: 723–734. 4.1
- Chakraborty, B. and Moodie, E. E. (2013). *Statistical Methods for Dynamic Treatment Regimes*, Springer, New York. 2.1
- Chen, D., Hall, P., Müller, H.-G. et al. (2011). Single and multiple index functional regression models with nonparametric link, *The Annals of Statistics* **39**: 1720–1747. 2.1
- Chernozhukov, V., Chetverikov, D., Demirer, M., Duflo, E., Hansen, C., Newey, W. and Robins, J. (2018). Double/debiased machine learning for treatment and structural parameters, *The Econometrics Journal* **21**: 1–68. 4.1, 4.1
- Collins, F. S. and Varmus, H. (2015). A new initiative on precision medicine, *New England journal of medicine* **372**: 793–795. 1
- Dahabreh, I. J., Robertson, S. E., Tchetgen, E. J., Stuart, E. A. and Hernán, M. A. (2019). Generalizing causal inferences from individuals in randomized trials to all trial-eligible individuals, *Biometrics* **75**: 685–694. 1, 2.2, 4.3
- Dawid, A. P. (1979). Conditional independence in statistical theory, *J. R. Stat. Soc. Ser. B Stat. Methodol.* **41**: 1–31. 2
- Dong, L., Yang, S., Wang, X., Zeng, D. and Cai, J. (2020). Integrative analysis of randomized clinical trials with real world evidence studies, *arXiv preprint arXiv:2003.01242* . 4.1
- Hamburg, M. A. and Collins, F. S. (2010). The path to personalized medicine, *N Engl J Med* **363**: 301–304. 1
- Kasza, J., Wolfe, R. and Schuster, T. (2017). Assessing the impact of unmeasured confounding for binary outcomes using confounding functions, *Int J Epidemiol* **46**: 1303–1311. 1
- Kennedy, E. H. (2016). Semiparametric theory and empirical processes in causal inference, *Statistical Causal Inferences and Their Applications in Public Health Research*, Springer, pp. 141–167. 4.1
- Kuroki, M. and Pearl, J. (2014). Measurement bias and effect restoration in causal inference, *Biometrika* **101**: 423–437. 1
- Lok, J. J. and DeGruttola, V. (2012). Impact of time to start treatment following infection with application to initiating haart in HIV-positive patients, *Biometrics* **68**: 745–754. 2.2
- Lu, Y., Scharfstein, D. O., Brooks, M. M., Quach, K. and Kennedy, E. H. (2019). Causal inference for comprehensive cohort studies, *arXiv preprint arXiv:1910.03531* . 4.1
- Morgensztern, D., Du, L., Waqar, S. N., Patel, A., Samson, P., Devarakonda, S., Gao, F., Robinson, C. G., Bradley, J. and Baggstrom, M. (2016). Adjuvant chemotherapy for patients with T2N0M0 NSCLC, *Journal of Thoracic Oncology* **11**: 1729–1735. 6
- Newey, W. K. (1990). Semiparametric efficiency bounds, *Journal of Applied Econometrics* **5**: 99–135. A2

- Neyman, J. (1923). Sur les applications de la th  orie des probabilit  s aux experiences Agaricales: Essay de principe. English translation of excerpts by Dabrowska, D. and Speed, T., *Statistical Science* **5**: 465–472. 2.1
- Pearl, J. and Bareinboim, E. (2011). Transportability of causal and statistical relations: A formal approach, *Data Mining Workshops (ICDMW), 2011 IEEE 11th International Conference on*, IEEE, pp. 540–547. 4.3
- Prentice, R. L., Chlebowski, R. T., Stefanick, M. L., Manson, J. E., Pettinger, M., Hendrix, S. L., Hubbell, F. A., Kooperberg, C., Kuller, L. H. and Lane, D. S. (2008). Estrogen plus progestin therapy and breast cancer in recently postmenopausal women, *Am J Epidemiol* **167**: 1207–1216. 1
- Robins, J. M. (1998). Structural nested failure time models, in C. T. Armitage P (ed.), *The Encyclopedia of Biostatistics*, Wiley, Chichester, UK: Wiley, pp. 4372–4389. 3
- Robins, J. M., Rotnitzky, A. and Scharfstein, D. O. (1999). Sensitivity analysis for selection bias and unmeasured confounding in missing data and causal inference models, *Statistical Models in Epidemiology, the Environment, and Clinical Trials*, Springer, New York, pp. 1–94. 1
- Robins, J. M., Rotnitzky, A. and Scharfstein, D. O. (2000). Sensitivity analysis for selection bias and unmeasured confounding in missing data and causal inference models, *Statistical Models in Epidemiology, the Environment, and Clinical Trials*, Springer, New York: Springer, pp. 1–94. 1
- Robins, J. M., Rotnitzky, A. and Zhao, L. P. (1994). Estimation of regression coefficients when some regressors are not always observed, *J Am Stat Assoc* **89**: 846–866. 4.1
- Rothwell, P. M. (2005). External validity of randomised controlled trials: “to whom do the results of this trial apply?”, *The Lancet* **365**: 82–93. 4.3
- Rotnitzky, A., Smucler, E. and Robins, J. M. (2019). Characterization of parameters with a mixed bias property, *arXiv preprint arXiv:1904.03725* . 4.1
- Rubin, D. B. (1974). Estimating causal effects of treatments in randomized and nonrandomized studies, *J Educ Psychol* **66**: 688–701. 2.1
- Sargan, J. D. (1988). Testing for misspecification after estimating using instrumental variables, *Contributions to Econometrics: John Denis Sargan* **1**: 213–235. 7
- Shi, C., Song, R. and Lu, W. (2016). Robust learning for optimal treatment decision with np-dimensionality, *Electronic Journal of Statistics* **10**: 2894–2921. 2.1
- Song, R., Luo, S., Zeng, D., Zhang, H. H., Lu, W. and Li, Z. (2017). Semiparametric single-index model for estimating optimal individualized treatment strategy, *Electronic journal of statistics* **11**(1): 364. 2.1
- Speicher, P. J., Englum, B. R., Ganapathi, A. M., Mulvihill, M. S., Hartwig, M. G., Onaitis, M. W., D  Amico, T. A. and Berry, M. F. (2015). Adjuvant chemotherapy is associated with improved survival after esophagectomy without induction therapy for node-positive adenocarcinoma, *Journal of Thoracic Oncology* **10**: 181–188. 6
- Speicher, P. J., Englum, B. R., Ganapathi, A. M., Wang, X., Hartwig, M. G., D  Amico, T. A. and Berry, M. F. (2017). Traveling to a high-volume center is associated with improved survival for patients with esophageal cancer, *Annals of Surgery* **265**: 743. 6

- Strauss, G. M., Herndon, J. E., II, M. A. M., Johnstone, D. W., Johnson, E. A., Harpole, D. H., Gillenwater, H. H., Watson, D. M., Sugarbaker, D. J. and Schilsky, R. L. (2008). Adjuvant paclitaxel plus carboplatin compared with observation in stage IB non-small-cell lung cancer: CALGB 9633 with the Cancer and Leukemia Group B, Radiation Therapy Oncology Group, and North Central Cancer Treatment Group Study Groups, *J Clin Oncol* **26**: 5043–5051. 6
- Stuart, E. A., Bradshaw, C. P. and Leaf, P. J. (2015). Assessing the generalizability of randomized trial results to target populations, *Prev Sci* **16**: 475–485. 1
- Stuart, E. A., Cole, S. R., Bradshaw, C. P. and Leaf, P. J. (2011). The use of propensity scores to assess the generalizability of results from randomized trials, *J. R. Statist. Soc. A* **174**: 369–386. 1, 2.2
- Tian, L., Alizadeh, A., Gentles, A. and Tibshirani, R. (2014). A simple method for estimating interactions between a treatment and a large number of covariates, *J Am Stat Assoc* **109**: 1517–1532. 2.1
- Tsiatis, A. (2006). *Semiparametric Theory and Missing Data*, Springer, New York. S2.1
- van der Vaart, A. W. (2000). *Asymptotic Statistics*, Cambridge University Press, Cambridge, MA. 2.4, 4.1
- van der Vaart, A. W. and Wellner, J. A. (1996). *Weak Convergence and Empirical Processes: With Applications to Statistics*, New York: Springer. 1
- Verde, P. E. and Ohmann, C. (2015). Combining randomized and non-randomized evidence in clinical research: a review of methods and applications, *Research Synthesis Methods* **6**: 45–62. 1
- Weidmann, J. (2012). *Linear operators in Hilbert spaces*, Vol. 68, Springer Science & Business Media. S2.4
- Yang, C.-F. J., Chan, D. Y., Speicher, P. J., Gulack, B. C., Wang, X., Hartwig, M. G., Onaitis, M. W., Tong, B. C., D’Amico, T. A., Berry, M. F. et al. (2016). Role of adjuvant therapy in a population-based cohort of patients with early-stage small-cell lung cancer, *Journal of Clinical Oncology* **34**: 1057. 6
- Yang, S. and Lok, J. J. (2016). A goodness-of-fit test for structural nested mean models, *Biometrika* **103**: 734–741. 6, 7, S3
- Yang, S. and Lok, J. J. (2017). Sensitivity analysis for unmeasured confounding in coarse structural nested mean models, *Statistica Sinica* **28**: 1703–1723. 1
- Zhang, M., Joffe, M. M. and Small, D. S. (2011). Causal inference for continuous-time processes when covariates are observed only at discrete times, *Annals of Statistics* **39**: 131–173. 3

Supplementary material for “Semiparametric efficient estimation of heterogeneity of treatment effect combining trial and confounded real-world evidence studies”

Section S1 provides the proof of Theorem 1. Sections S2 and S5 develop the semiparametric efficiency theory of the HTE and the ATT, respectively. Section S3 provides the goodness-of-fit test of the HTE and confounding function based on over-identification restrictions. Section S4 provides the proof of Theorem 5. Sections S6 and S7 present additional results from the simulation and application.

S1 Proof of Theorem 1

Proof. To prove (8), we show that $\mathbb{E}[H \mid A, X, S = 0]$ does not depend on A . Toward this end, we first show that

$$\begin{aligned} \mathbb{E}[Y(0) \mid A, X, S = 0] - \mathbb{E}[Y(0) \mid X, S = 0] &= \mathbb{P}(1 - A \mid X, S = 0)(2A - 1)\lambda(X) \\ &= \mathbb{P}(1 - A \mid X, S = 0)(2A - 1) \{ \mathbb{E}[Y(0) \mid X, A = 1, S = 0] - \mathbb{E}[Y(0) \mid X, A = 0, S = 0] \}. \end{aligned} \quad (\text{S1})$$

It suffices to show (S1) holds for both $A = 0$ and 1.

Considering (S1) for $A = 0$, the left hand side of (S1) becomes

$$\begin{aligned} &\mathbb{E}[Y(0) \mid A = 0, X, S = 0] - \mathbb{E}[Y(0) \mid X, S = 0] \\ &= \mathbb{E}[Y(0) \mid A = 0, X, S = 0] - \mathbb{E}[Y(0) \mid A = 0, X, S = 0]\mathbb{P}(A = 0 \mid X, S = 0) \\ &\quad - \mathbb{E}[Y(0) \mid A = 1, X, S = 0]\mathbb{P}(A = 1 \mid X, S = 0) \\ &= -\mathbb{P}(A = 1 \mid X, S = 0) \{ \mathbb{E}[Y(0) \mid A = 1, X, S = 0] - \mathbb{E}[Y(0) \mid A = 0, X, S = 0] \}, \end{aligned}$$

which is the right hand side of (S1) with $A = 0$.

Considering (S1) for $A = 1$, the left hand side of (S1) becomes

$$\begin{aligned} &\mathbb{E}[Y(0) \mid A = 1, X, S = 0] - \mathbb{E}[Y(0) \mid X, S = 0] \\ &= \mathbb{E}[Y(0) \mid A = 1, X, S = 0] - \mathbb{E}[Y(0) \mid A = 0, X, S = 0]\mathbb{P}(A = 0 \mid X, S = 0) \\ &\quad - \mathbb{E}[Y(0) \mid A = 1, X, S = 0]\mathbb{P}(A = 1 \mid X, S = 0) \\ &= \mathbb{P}(A = 0 \mid X, S = 0) \{ \mathbb{E}[Y(0) \mid A = 1, X, S = 0] - \mathbb{E}[Y(0) \mid A = 0, X, S = 0] \}, \end{aligned}$$

which is the right hand side of (S1) with $A = 1$. Therefore, (S1) holds.

It follows that for H , we have

$$\begin{aligned} \mathbb{E}[H \mid A, X, S = 0] &= \mathbb{E}[Y - A\mathbb{E}[Y(1) - Y(0) \mid A = 1, X, S = 0] \mid A, X, S = 0] \\ &\quad - \mathbb{E}[P(1 - A \mid X, S = 0)(2A - 1)\lambda(X) \mid A, X, S = 0] \\ &= \mathbb{E}[Y - A\mathbb{E}[Y(1) - Y(0) \mid A = 1, X, S = 0] \mid A, X, S = 0] \\ &\quad - \mathbb{E}[\{ \mathbb{E}[Y(0) \mid A, X, S = 0] - \mathbb{E}[Y(0) \mid X, S = 0] \} \mid A, X, S = 0]. \end{aligned}$$

For $A = 0$, we obtain

$$\begin{aligned} \mathbb{E}[H \mid A = 0, X, S = 0] &= \mathbb{E}[Y \mid A = 0, X, S = 0] \\ &\quad - \{ \mathbb{E}[Y(0) \mid A = 0, X, S = 0] - \mathbb{E}[Y(0) \mid X, S = 0] \} \\ &= \mathbb{E}[Y(0) \mid A = 0, X, S = 0] \\ &\quad - \{ \mathbb{E}[Y(0) \mid A = 0, X, S = 0] - \mathbb{E}[Y(0) \mid X, S = 0] \} \\ &= \mathbb{E}[Y(0) \mid X, S = 0]. \end{aligned} \quad (\text{S2})$$

For $A = 1$, we obtain

$$\begin{aligned}
\mathbb{E}[H \mid A = 1, X, S = 0] &= \mathbb{E}[Y - \mathbb{E}[Y(1) - Y(0) \mid A = 1, X, S = 0] \mid A = 1, X, S = 0] \\
&\quad - \mathbb{E}[\{\mathbb{E}[Y(0) \mid A = 1, X, S = 0] - \mathbb{E}[Y(0) \mid X, S = 0]\} \mid A = 1, X, S = 0] \\
&= \mathbb{E}[Y(1) - Y(0) \mid A = 1, X, S = 0] - \mathbb{E}[Y(1) - Y(0) \mid A = 1, X, S = 0] \\
&\quad + \mathbb{E}[Y(0) \mid X, S = 0] \\
&= \mathbb{E}[Y(0) \mid X, S = 0].
\end{aligned} \tag{S3}$$

Combining (S2) and (S3) leads to $\mathbb{E}[H \mid A = 1, X, S = 0] = \mathbb{E}[H \mid A = 0, X, S = 0]$. Therefore, $\mathbb{E}[H \mid A, X, S = 0] = \mathbb{E}[H \mid X, S = 0]$. \square

S2 The semiparametric efficiency theory of the HTE

S2.1 Re-parameterization of likelihood function

The density function of a single variable $V = (A, X, Y, S)$ is $f(V) = f(Y \mid A, X, S)f(A \mid X, S)f(X, S)$. The parameter of interest ψ_0 satisfies restriction (8) with $H = H_{\psi_0}$, and the nuisance parameter is the nonparametric density functions $f(Y \mid A, X, S)$, $f(A \mid X, S)$, and $f(X, S)$.

We consider an equivalent re-parameterization, in order to incorporate restriction (8) into the likelihood function directly. Toward that end, we decompose H as follows:

$$H = \underbrace{H - \mathbb{E}[H \mid A, X, S]}_{\epsilon_H = \epsilon_H(H, A, X, S)} + \underbrace{\mathbb{E}[H \mid A, X, S] - \mathbb{E}[H]}_{Q = Q(A, X, S)} + \mathbb{E}[H], \tag{S4}$$

where $\mathbb{E}[\epsilon_H \mid A, X, S] = 0$, $\mathbb{E}[Q] = 0$, and ϵ_H and Q are squared integrable. Note that “squared integrable” is a technical condition to ensure that the nuisance score vectors lie in the Hilbert space \mathcal{H} . Then, the semiparametric model defined by restriction (3) is equivalent to the following re-parameterization

$$H = \epsilon_H + q(X, S) - \mathbb{E}[q(X, S)] + \mathbb{E}[H], \quad \mathbb{E}[\epsilon_H \mid A, X, S] = 0. \tag{S5}$$

On the one hand, if restriction (8) holds, it implies Q depends only on (X, S) , but not on A . Because $\mathbb{E}[Q] = 0$, we can then express $Q = q(X, S) - \mathbb{E}[q(X, S)]$ with $q(X, S)$ a squared integrable function of (X, S) , so the re-parameterization (S5) exists. On the other hand, if H can be expressed in (S5), H satisfies the restriction (3).

We can write the likelihood function based on a single variable V as

$$\begin{aligned}
\mathcal{L}(\psi, \theta; V) &= f(Y \mid A, X, S)f(A \mid X, S)f(X, S) \\
&= f(\epsilon_H \mid A, X, S)f(A \mid X, S)f(X, S) \frac{\partial \epsilon_H}{\partial Y} \\
&= f(\epsilon_H \mid A, X, S)f(A \mid X, S)f(X, S),
\end{aligned} \tag{S6}$$

where the last equality follows from

$$\begin{aligned}
\epsilon_H &= Y - \tau_{\varphi_0}(X)A - (1 - S)\lambda_{\phi_0}(X)\{A - e(X, S)\} \\
&\quad - \mathbb{E}[H] - \left\{ q(X, S) - \int q(X, S)f(X, S)d\nu(X, S) \right\},
\end{aligned}$$

with $q(X, S)$ a nonparametric function of (X, S) . Because $\mathbb{E}[\epsilon_H \mid A, X, S] = 0$, we require $\int \epsilon_H f(\epsilon_H \mid A, X, S)d\nu(\epsilon_H) = 0$, where $\nu(\cdot)$ is a generic measure. After re-parameterization, the nuisance parameter becomes the infinite dimensional set θ consisting of $f(\epsilon_H \mid A, X, S)$, $f(A \mid X, S)$, $f(X, S)$, $\mathbb{E}[H]$, and $q(X, S)$.

We assume all the regularity conditions to ensure the existence of the efficient score function of ψ_0 are satisfied, which are mainly continuity conditions for the parameter and the semiparametric model; e.g., we need $\psi = \psi(\theta)$ to be pathwise differentiable with respect to θ (Bickel et al., 1993; Tsiatis, 2006). These conditions are not restrictive for a typical application problem.

To distinguish nuisance parameters, we re-write the likelihood function as

$$\mathcal{L}(\psi_0, \theta; V) = f_1(\epsilon_H | A, X, S) f_5(A | X, S) f_3(X, S), \quad (\text{S7})$$

where

$$\begin{aligned} \epsilon_H &= Y - \tau_{\varphi_0}(X)A - (1 - S)\lambda_{\phi_0}(X)\{A - e(X, S)\} \\ &\quad - c_4 - \left\{ q_2(X, S) - \int q_2(X, S) f_3(X, S) d\nu(X, S) \right\}, \end{aligned}$$

and $\theta = (\theta_1, \dots, \theta_5)$ consists of the nuisance parameters $\theta_1 = f_1(\epsilon_H | A, X, S)$, $\theta_2 = q_2(X, S)$, $\theta_3 = f_3(X, S)$, $\theta_4 = c_4$, and $\theta_5 = f_5(A | X, S)$. Then, $\epsilon_H = \epsilon_H(\psi_0, \theta_2, \theta_3, \theta_4, \theta_5)$ depends on the parameter of interest ψ_0 and the nuisance parameters $(\theta_2, \theta_3, \theta_4, \theta_5)$. This order for indexing the nuisance parameters makes the characterization of the nuisance tangent space easier.

Theorems S1 and S2 present the characterizations of the nuisance tangent space and its orthogonal complement, respectively. The proofs are followed after stating these results.

Theorem S1. *The nuisance tangent space corresponding to $\theta = (\theta_1, \dots, \theta_5)$ in model (3) is*

$$\Lambda = \Lambda^{(1)} + \Lambda^{(2)} + \Lambda^{(3)} + \Lambda^{(4)} + \Lambda^{(5)},$$

where $\Lambda^{(j)}$ is the nuisance tangent space with respect to θ_j , for $j = 1, \dots, 5$. Define $\Lambda^* = \{\Gamma^* = \Gamma^*(X, S) \in \mathbb{R}^p : \mathbb{E}[\Gamma^*] = 0\}$ and $S_\epsilon = S_\epsilon(\epsilon_H, A, X, S) = \partial \log f_1(\epsilon_H | A, X, S) / \partial \epsilon_H \in \mathbb{R}^1$ evaluated at the truth. Then,

$$\begin{aligned} \Lambda^{(1)} &= \{\Gamma^{(1)} = \Gamma^{(1)}(\epsilon_H, A, X, S) \in \mathbb{R}^p : \mathbb{E}[\Gamma^{(1)} | A, X, S] = 0, \text{ and } \mathbb{E}[\Gamma^{(1)} \epsilon_H | A, X, S] = 0\}, \\ \Lambda^{(2)} &= \{\Gamma^{(2)} = \Gamma^{(2)}(\epsilon_H, A, X, S) = \Gamma^{(2)}(\Gamma^*) = \Gamma^* S_\epsilon \in \mathbb{R}^p : \Gamma^* \in \Lambda^*\}, \\ \Lambda^{(3)} &= \{\Gamma^{(3)} = \Gamma^{(3)}(\epsilon_H, A, X, S) = \Gamma^{(3)}(\Gamma^*) = \Gamma^* + \mathbb{E}[Q \Gamma^*] S_\epsilon \in \mathbb{R}^p : \Gamma^* \in \Lambda^*\}, \\ \Lambda^{(4)} &= \{c S_\epsilon : S_\epsilon = S_\epsilon(\epsilon_H, A, X, S), c \in \mathbb{R}^p\}, \\ \Lambda^{(5)} &= \left\{ \Gamma^{(5)} = \Gamma^{(5)}(A, X, S) - (1 - S)\lambda(X)\Gamma^{(5)}(X, S) S_\epsilon \in \mathbb{R}^p : \mathbb{E}[\Gamma^{(5)}(A, X, S) | X, S] = 0, \right. \\ &\quad \left. \Gamma^{(5)}(X, S) = e(X, S)\{1 - e(X, S)\}\{\Gamma^{(5)}(A = 1, X, S) - \Gamma^{(5)}(A = 0, X, S)\} \right\}. \end{aligned}$$

Here and throughout in a slight abuse of notation, we use $\Gamma^{(2)}(\cdot)$ and $\Gamma^{(3)}(\cdot)$ as functions of (ϵ_H, A, X, S) and also as operators on Γ^* , but their meaning should be clear in the context.

Remark S1. *It is important to note that $\Gamma^{(5)}(A, X, S)$ with $\mathbb{E}[\Gamma^{(5)}(A, X, S) | X, S] = 0$ is orthogonal to all other subspaces in Λ .*

For simplicity, we define the following notation.

Definition S1. *Let*

$$W = W(A, X, S) = (\mathbb{V}[\epsilon_H | A, X, S])^{-1}, \quad (\text{S8})$$

$$T = T(X, S) = \mathbb{E}[W | X, S], \quad (\text{S9})$$

$$\epsilon_0 = \epsilon_0(\epsilon_H, A, X, S) = \mathbb{E}[W | X, S]^{-1} W \epsilon_H + Q, \quad (\text{S10})$$

$$T^* = \mathbb{E}[T^{-1}] = \mathbb{E}[\mathbb{E}[W | X, S]^{-1}]. \quad (\text{S11})$$

We now express Λ as a direct sum of orthogonal subspaces. This effort will be valuable in characterizing the orthogonal complement space of the nuisance tangent space Λ^\perp .

Theorem S2. *The space Λ can be written as a direct sum of orthogonal subspaces:*

$$\Lambda = \tilde{\Lambda}^{(1)} \oplus \tilde{\Lambda}^{(2)} \oplus \tilde{\Lambda}^{(3)} \oplus \tilde{\Lambda}^{(4)} \oplus \tilde{\Lambda}^{(5)}, \quad (\text{S12})$$

where \oplus denotes a direct sum, and using the notation in Theorem S1 and Definition S1, $\tilde{\Lambda}^{(1)} = \Lambda^{(1)}$,

$$\tilde{\Lambda}^{(2)} = \left\{ \tilde{\Gamma}^{(2)} = \tilde{\Gamma}^{(2)}(\Gamma^*) = \Gamma^* W \epsilon_H : \Gamma^* \in \Lambda^* \right\}, \quad (\text{S13})$$

$$\tilde{\Lambda}^{(3)} = \left\{ \tilde{\Gamma}^{(3)} = \tilde{\Gamma}^{(3)}(\Gamma^*) = \Gamma^* - \mathbb{E}[Q\Gamma^*](T^*T)^{-1}W\epsilon_H : \Gamma^* \in \Lambda^* \right\}, \quad (\text{S14})$$

$$\tilde{\Lambda}^{(4)} = \left\{ \tilde{\Gamma}^{(4)} = c\epsilon_0 : c \in \mathbb{R}^p \right\}, \quad (\text{S15})$$

$$\tilde{\Lambda}^{(5)} = \left\{ \tilde{\Gamma}^{(5)} = \Gamma^{(5)}(A, X, S) : \mathbb{E}[\Gamma^{(5)}(A, X, S) | X, S] = 0 \right\}. \quad (\text{S16})$$

S2.2 Proof of Theorem S1

Proof. For the semiparametric model (3), we specify the likelihood function as given by (S7). In the following, we characterize the tangent space of θ_k for $k = 1, \dots, 5$.

For the nuisance parameter θ_1 , we require that (i) $f_1(\epsilon_H | A, X, S)$ is a nonparametric distribution, and (ii) $\int \epsilon_H f_1(\epsilon_H | A, X, S) d\nu(\epsilon_H) = 0$ because $\mathbb{E}[\epsilon_H | A, X, S] = 0$. This leads to a semiparametric restricted moment model for θ_1 . Following Brown and Newey (1998), the tangent space of θ_1 is $\Lambda^{(1)}$.

For the nuisance parameter θ_2 in the likelihood through $\epsilon_H = \epsilon_H(\psi_0, \theta_2, \theta_3, \theta_4, \theta_5)$ only, the score function is

$$\begin{aligned} \Gamma^{(2)} = \Gamma^{(2)}(\epsilon_H, A, X, S) &= \{\partial \log f(\epsilon_H | A, X, S; \theta_1) / \partial \epsilon_H\} \\ &\quad \times \{-\dot{q}_2(X, S) + \int \dot{q}_2(X, S) f_3(X, S) d\nu(X, S)\}, \end{aligned}$$

where $\dot{q}_2(X, S)$ is an arbitrary function of (X, S) . In a different notation, the score function $\Gamma^{(2)}$ can be written as $\Gamma^* S_\epsilon$, where $S_\epsilon = \partial \log f(\epsilon_H | A, X, S; \theta_1) / \partial \epsilon_H$, $\Gamma^* = \Gamma^*(X, S) = -\dot{q}_2(X, S) + \int \dot{q}_2(X, S) f_3(X, S) d\nu(X, S)$, and $\mathbb{E}[\Gamma^*] = 0$. Therefore, the tangent space of θ_2 is $\Lambda^{(2)}$.

For the nuisance parameter θ_3 , the score function is

$$\begin{aligned} \Gamma^{(3)} &= \Gamma^{(3)}(\epsilon_H, A, X, S) = \Gamma^* + \{\partial \log f_1(\epsilon_H | A, X, S) / \partial \epsilon_H\} \times \int q_2(X, S) \Gamma^* d\nu(X, S) \\ &= \Gamma^* + \{\partial \log f_1(\epsilon_H | A, X, S) / \partial \epsilon_H\} \times \int \{q_2(X, S) - \mathbb{E}[q_2(X, S)]\} \Gamma^* d\nu(X, S) \\ &= \Gamma^* + \{\partial \log f_1(\epsilon_H | A, X, S) / \partial \epsilon_H\} \times \int Q \Gamma^* d\nu(X, S), \end{aligned}$$

where $\Gamma^* = \Gamma^*(X, S)$ satisfies $\mathbb{E}[\Gamma^*] = 0$, the second equality follows because $\mathbb{E}[\Gamma^*] = 0$. In a different notation, the score function $\Gamma^{(3)}$ is of the form $\Gamma^* + S_\epsilon \mathbb{E}[Q\Gamma^*]$. Therefore, the tangent space of θ_3 is $\Lambda^{(3)}$.

For the nuisance parameter θ_4 in the likelihood through $\epsilon_H = \epsilon_H(\psi_0, \theta_2, \theta_3, \theta_4, \theta_5)$ only, the tangent space of θ_4 is $\Lambda^{(4)}$.

For the nuisance parameter θ_5 , we require that (i) $f_5(A | X, S) = e(X, S)^A \{1 - e(X, S)\}^{1-A}$ is a nonparametric distribution, and (ii) $\epsilon_H = \epsilon_H(\psi, \theta_2, \theta_3, \theta_4, \theta_5)$ depends on θ_5 through $e(X, S)$. Then, the score function is

$$\Gamma^{(5)}(A, X, S) = (1 - S)\lambda(X)\Gamma^{(5)}(X, S)\{\partial \log f_1(\epsilon_H | A, X, S) / \partial \epsilon_H\},$$

where $\Gamma^{(5)}(A, X, S) \in \mathbb{R}^p$ satisfies $\mathbb{E}[\Gamma^{(5)}(A, X, S) \mid X, S] = 0$, and $\Gamma^{(5)}(X, S) = e(X, S)\{1 - e(X, S)\}\{\Gamma^{(5)}(A = 1, X, S) - \Gamma^{(5)}(A = 0, X, S)\}$. The relationship between $\Gamma^{(5)}(X, S)$ and $\Gamma^{(5)}(A, X, S)$ is derived based on $f_5(A \mid X, S) = e(X, S)^A\{1 - e(X, S)\}^{1-A}$. Therefore, the tangent space of θ_5 is $\Lambda^{(5)}$. \square

S2.3 Remarks

Remark S2. Because S_ϵ is the score vector with respect to $f_1(\epsilon_H \mid A, X, S)$, $\mathbb{E}[S_\epsilon \mid A, X, S] = 0$. In addition, because $\mathbb{E}[\epsilon_H \mid A, X, S] = 0$, $\mathbb{E}[S_\epsilon \epsilon_H \mid A, X, S] = -1$.

Remark S3. Because $\mathbb{E}[\epsilon_H \mid A, X, S] = 0$,

$$W = (\mathbb{V}[\epsilon_H \mid A, X, S])^{-1} = (\mathbb{E}[\epsilon_H^2 \mid A, X, S])^{-1}. \quad (\text{S17})$$

S2.4 Overview and Lemmas for the proof of Theorem S2

For $l \geq 1$, let $\oplus_{k=1}^l \tilde{\Lambda}^{(k)} = \tilde{\Lambda}^{(1)} \oplus \dots \oplus \tilde{\Lambda}^{(l)}$ for orthogonal spaces $\tilde{\Lambda}^{(1)}, \dots, \tilde{\Lambda}^{(l)}$. To express $\Lambda = \sum_{k=1}^5 \Lambda^{(k)}$ as a direct sum of orthogonal subspaces, we provide a road map: Define $\tilde{\Lambda}_1 = \Lambda_1$.

(i) Define $\tilde{\Lambda}^{(2)} \equiv \prod [\Lambda^{(2)} \mid \tilde{\Lambda}^{(1), \perp}]$. We show that $\tilde{\Lambda}^{(2)}$ is the same as in (S13).

(ii) Define $\tilde{\Lambda}^{(3)} \equiv \prod [\Lambda^{(3)} \mid (\oplus_{k=1}^2 \tilde{\Lambda}^{(k)})^\perp]$. We show that $\tilde{\Lambda}^{(3)}$ is the same as in (S14).

(iii) Define $\tilde{\Lambda}^{(4)} \equiv \prod [\Lambda^{(3)} \mid (\oplus_{k=1}^3 \tilde{\Lambda}^{(k)})^\perp]$. We show that $\tilde{\Lambda}^{(4)}$ is the same as in (S15).

(iv) Define $\tilde{\Lambda}^{(5)} \equiv \prod [\Lambda^{(5)} \mid (\oplus_{k=1}^4 \tilde{\Lambda}^{(k)})^\perp]$. We show that $\tilde{\Lambda}^{(5)}$ is the same as in (S16).

To calculate these projections in the above process, we need the following Lemmas.

Lemma S1 (Normal equations). *Let Λ be a subspace of a Hilbert space \mathcal{H} equipped with an inner product $\langle \cdot, \cdot \rangle$. Suppose that Λ is defined as $\Lambda = \{\mathbb{O}(\Gamma), \Gamma \in \mathcal{H}\}$, where $\mathbb{O} : \mathcal{H} \rightarrow \mathcal{H}$ is a bounded linear operator. Let \mathbb{O}^* be the adjoint of \mathbb{O} , i.e., for any vectors $h_1, h_2 \in \mathcal{H}$, $\langle \mathbb{O}(h_1), h_2 \rangle = \langle h_1, \mathbb{O}^*(h_2) \rangle$. For a given vector $B \in \mathcal{H}$, because $\prod[B \mid \Lambda] \in \Lambda$, by the definition of Λ , there exists $\Gamma \in \mathcal{H}$ such that $\prod[B \mid \Lambda] = \mathbb{O}(\Gamma)$. Then, Γ satisfies the normal equation $\mathbb{O}^*(B) = \mathbb{O}^*\mathbb{O}(\Gamma)$.*

See, e.g., Weidmann (2012). Lemma S1 is useful to express a projection $\prod[B \mid \Lambda]$. By Lemma S1, we only need to find the unique $\Gamma \in \mathcal{H}$ that satisfies the normal equation. Then, $\prod[B \mid \Lambda] = \mathbb{O}(\Gamma)$.

Lemma S2. (a) For $\Gamma^* S_\epsilon \in \Lambda^{(2)}$, where $S_\epsilon = \partial \log f_1(\epsilon_H \mid A, X, S) / \partial \epsilon_H$, $\Gamma^* = \Gamma^*(X, S)$ and $\mathbb{E}[\Gamma^*] = 0$, we have $\prod[\Gamma^* S_\epsilon \mid \Lambda^{(1), \perp}] = -\Gamma^* W \epsilon_H$. (b) For $c S_\epsilon$, where c is a constant, we have $\prod[c S_\epsilon \mid \Lambda^{(1), \perp}] = -c W \epsilon_H$.

Proof. To show (a), we can verify (i) $\Gamma^* W \epsilon_H \in \Lambda^{(1), \perp}$; and (ii) $\Gamma^* S_\epsilon + \Gamma^* W \epsilon_H \in \Lambda^{(1)}$. Similarly, we can show (b). \square

Lemma S3. For $\Gamma^{(3)}(\Gamma^*) \in \Lambda^{(3)}$, $\prod[\Gamma^{(3)}(\Gamma^*) \mid \Lambda^{(1), \perp}] = \Gamma^* - \mathbb{E}[Q\Gamma^*] W \epsilon_H$.

Proof. To show $\prod[\Gamma^{(3)}(\Gamma^*) \mid \Lambda^{(1), \perp}] = \prod[\Gamma^* + S\mathbb{E}[Q\Gamma^*] \mid \Lambda^{(1), \perp}] = \Gamma^* - \mathbb{E}[Q\Gamma^*] W \epsilon_H$, we can verify (i) $\Gamma^* - \mathbb{E}[Q\Gamma^*] W \epsilon_H \in \Lambda^{(1), \perp}$, and (ii) $S_\epsilon \mathbb{E}[Q\Gamma^*] + \mathbb{E}[Q\Gamma^*] W \epsilon_H \in \Lambda^{(1)}$. \square

Lemma S4. Let $D^* = d^*(X, S)$, then

$$\prod \left[D^* T^{-1} W \epsilon_H \mid \tilde{\Lambda}^{(2), \perp} \right] = \mathbb{E}[D^* T^{-1}] (T^* T)^{-1} W \epsilon_H,$$

where all the terms are defined in Theorem S2. In particular, by choosing $D^* = cT$, where c is a constant, we have

$$\prod \left[cW \epsilon_H \mid \tilde{\Lambda}^{(2), \perp} \right] = c(T^* T)^{-1} W \epsilon_H.$$

Proof. For any $\tilde{\Gamma}^{(2)} \in \tilde{\Lambda}^{(2)}$, we have $\tilde{\Gamma}^{(2)} = \tilde{\Gamma}^{(2)}(\Gamma^*) = \Gamma^* W \epsilon_H$. By definition of Γ^* , $\Gamma^* = \Gamma^*(X, S)$ and $\mathbb{E}[\Gamma^*] = 0$. Thus, Γ^* can be written as $\mathbb{O}_1(B) := \mathbb{E}[B \mid X, S] - \mathbb{E}[B]$, for some $B = b(V) \in \mathcal{H}$. For convenience of notation, let $\mathbb{O}_2(\cdot)$ denote $\tilde{\Gamma}^{(2)}(\cdot)$. We can show that the adjoint operators are $\mathbb{O}_1^* = \mathbb{O}_1$ and $\mathbb{O}_2^* = \mathbb{O}_2$. Then, we can rewrite $\tilde{\Gamma}^{(2)} = \mathbb{O}_2 \mathbb{O}_1(B)$, for some $B = b(V) \in \mathcal{H}$. The adjoint operator of $\mathbb{O} := \mathbb{O}_2 \mathbb{O}_1$ is $\mathbb{O}^* = \mathbb{O}_1^* \mathbb{O}_2^* = \mathbb{O}_1 \mathbb{O}_2$.

By Lemma S1 with $\mathbb{O} = \mathbb{O}_2 \mathbb{O}_1$, we have

$$\prod \left[D^* T^{-1} W \epsilon_H \mid \tilde{\Lambda}^{(2)} \right] = \Gamma^* W \epsilon_H, \quad (\text{S18})$$

where Γ^* satisfies the normal equation:

$$\mathbb{O}_1^* \mathbb{O}_2^* \mathbb{O}_2 \mathbb{O}_1(\Gamma^*) = \mathbb{O}_1^* \mathbb{O}_2^*(D^* T^{-1} W \epsilon_H). \quad (\text{S19})$$

The solution Γ^* to the normal equation (S19) is $\Gamma^* = T^{-1} \{D^* - (T^*)^{-1} \mathbb{E}[T^{-1} D^*]\}$.

Finally, plugging in the expression of Γ^* into (S18) proves Lemma S4. \square

Lemma S5. Let $D = d(X, S)$ with $\mathbb{E}[D] = 0$. Then, $\prod \left[D \mid \tilde{\Lambda}^{(3), \perp} \right] = \mathbb{E}[QD](\mathbb{V}[\epsilon_0])^{-1} \epsilon_0$.

Proof. For any $\tilde{\Gamma}^{(3)} \in \tilde{\Lambda}^{(3)}$, we have $\tilde{\Gamma}^{(3)} = \tilde{\Gamma}^{(3)}(\Gamma^*) = \Gamma^* - \mathbb{E}[Q\Gamma^*](T^* T)^{-1} W \epsilon_H$, where $\Gamma^* = \Gamma^*(X, S)$ and $\mathbb{E}[\Gamma^*] = 0$. Thus, we can rewrite $\tilde{\Gamma}^{(3)} = \mathbb{O}(B)$ for some $B = b(V) \in \mathcal{H}$, where $\mathbb{O}(B) = \mathbb{O}_3 \mathbb{O}_1(B)$ with $\mathbb{O}_1(B) := \mathbb{E}[B \mid X, S] - \mathbb{E}[B]$ and $\mathbb{O}_3(B) := \tilde{\Gamma}^{(3)}(B)$. Similar in the proof of Lemma S4, we can show that $\mathbb{O}_1^* = \mathbb{O}_1$. Moreover, for any $B_2 \in \mathcal{H}$,

$$\mathbb{O}_3^*(B_2) = B_2 - \mathbb{E}[B_2(T^* T)^{-1} W \epsilon_H] Q. \quad (\text{S20})$$

Now by Lemma S1, $\prod \left[D \mid \tilde{\Lambda}^{(3)} \right] = \tilde{\Gamma}^{(3)}(\Gamma^*)$, where Γ^* satisfies the normal equation:

$$\mathbb{O}^* \mathbb{O}(\Gamma^*) = \mathbb{O}^*(D). \quad (\text{S21})$$

By the normal equation (S21), we then have $D = \Gamma^* + \mathbb{E}[Q\Gamma^*](T^*)^{-1} Q$, which leads to

$$\tilde{\Gamma}^{(3)}(\Gamma^*) = D - \mathbb{E}[Q\Gamma^*](T^*)^{-1} \epsilon_0. \quad (\text{S22})$$

Therefore, from (S21),

$$\prod \left[D \mid \tilde{\Lambda}^{(3), \perp} \right] = D - \tilde{\Gamma}^{(3)}(\Gamma^*) = \mathbb{E}[QD](\mathbb{V}[\epsilon_0])^{-1} \epsilon_0,$$

where the second equality follows from (S22). \square

Lemma S6. Let $G = g(A, X, S)$, then

$$\prod \left[GW\epsilon_H \mid (\tilde{\Lambda}^{(2)} + \tilde{\Lambda}^{(3)})^\perp \right] = \mathcal{L}_1 + \mathcal{L}_2,$$

where $\mathcal{L}_1 = (G - T^{-1}\mathbb{E}[GW \mid X, S]) W\epsilon_H$ and $\mathcal{L}_2 = G_0(\mathbb{V}[\epsilon_0])^{-1}\epsilon_0$ with

$$G_0 = \mathbb{E}[GWT^{-1}]. \quad (\text{S23})$$

Moreover, if G is not a function of A , then $\mathcal{L}_1 = 0$. In particular with $G = \Gamma^*$, which is not a function of A , then

$$\prod \left[\Gamma^* W\epsilon_H \mid (\tilde{\Lambda}^{(2)} + \tilde{\Lambda}^{(3)})^\perp \right] = 0.$$

Proof. Let $\hat{\Lambda}^{(2)} \equiv \{\hat{\Gamma}^{(2)}(B) = BW\epsilon_H : B = b(X, S)\}$. Because $\tilde{\Lambda}^{(2)} \subset \hat{\Lambda}^{(2)}$, we have $\hat{\Lambda}^{(2),\perp} \subset \tilde{\Lambda}^{(2),\perp}$. We will show in the proof of Theorem S2 that any vector in $\tilde{\Lambda}^{(2)}$ is constructed as a projection onto $\tilde{\Lambda}^{(3),\perp}$, and therefore by construction, $\tilde{\Lambda}^{(2)} \perp \tilde{\Lambda}^{(3)}$. Now, we can express

$$\begin{aligned} \prod \left[GW\epsilon_H \mid (\tilde{\Lambda}^{(2)} + \tilde{\Lambda}^{(3)})^\perp \right] &= \underbrace{\prod \left[\prod \left[GW\epsilon_H \mid \hat{\Lambda}^{(2),\perp} \right] \mid \tilde{\Lambda}^{(3),\perp} \right]}_{\mathcal{L}_1} \\ &\quad + \underbrace{\prod \left[\prod \left[\prod \left[GW\epsilon_H \mid \hat{\Lambda}^{(2)} \right] \mid \tilde{\Lambda}^{(2),\perp} \right] \mid \tilde{\Lambda}^{(3),\perp} \right]}_{\mathcal{L}_2}. \end{aligned} \quad (\text{S24})$$

To evaluate \mathcal{L}_1 , note that

$$\prod \left[GW\epsilon_H \mid \hat{\Lambda}^{(2)} \right] = \mathbb{E}[GW \mid X, S]T^{-1}W\epsilon_H, \quad (\text{S25})$$

because (i) $\mathbb{E}[GW \mid X, S]T^{-1}$ is a function of (X, S) , so $\mathbb{E}[GW \mid X, S]T^{-1}W\epsilon_H \in \hat{\Lambda}^{(2)}$, and (ii) for any $\hat{\Gamma}^{(2)}(B) = BW\epsilon_H \in \hat{\Lambda}^{(2)}$, where $B = b(X, S)$, $\mathbb{E}[\{G - \mathbb{E}[GW \mid X, S]T^{-1}\}W\epsilon_H \times \hat{\Gamma}^{(2)}(B)] = 0$. Consequently,

$$\begin{aligned} \mathcal{L}_1 &= \prod \left[GW\epsilon_H - \prod \left[GW\epsilon_H \mid \hat{\Lambda}^{(2)} \right] \mid \tilde{\Lambda}^{(3),\perp} \right] \\ &= \prod \left[GW\epsilon_H - \mathbb{E}[GW \mid X, S]T^{-1}W\epsilon_H \mid \tilde{\Lambda}^{(3),\perp} \right] \end{aligned} \quad (\text{S26})$$

$$= GW\epsilon_H - \mathbb{E}[GW \mid X, S]T^{-1}W\epsilon_H, \quad (\text{S27})$$

where the last equality follows because $GW\epsilon_H - \mathbb{E}[GW \mid X, S]T^{-1}W\epsilon_H \in \tilde{\Lambda}^{(3),\perp}$.

To evaluate \mathcal{L}_2 , we have

$$\begin{aligned} \mathcal{L}_2 &= \prod \left[\prod \left[\prod \left[GW\epsilon_H \mid \hat{\Lambda}^{(2)} \right] \mid \tilde{\Lambda}^{(2),\perp} \right] \mid \tilde{\Lambda}^{(3),\perp} \right] \\ &= \prod \left[\mathbb{E}[\mathbb{E}[GW \mid X, S]T^{-1}](T^*T)^{-1}W\epsilon_H \mid \tilde{\Lambda}^{(3),\perp} \right] \\ &= \prod \left[\mathbb{E}[GWT^{-1}](T^*T)^{-1}W\epsilon_H \mid \tilde{\Lambda}^{(3),\perp} \right] \\ &:= \mathbb{E}[GWT^{-1}](\mathbb{V}[\epsilon_0])^{-1}\epsilon_0 \end{aligned} \quad (\text{S28})$$

where the first equality follows from (S25), the second equality follows by applying Lemma S4 with $D^* = \mathbb{E}[GW \mid X, S]$, and the last equality follows by applying the normal equation technique.

Together, (S24), (S27) and (S28) prove Lemma S6. \square

S2.5 Proof of Theorem S2

Proof. We show (S12) step by step following the road map in Section S2.4.

First, we show that $\prod \left[\Lambda^{(2)} \mid \tilde{\Lambda}^{(1),\perp} \right]$ is the same as $\tilde{\Lambda}^{(2)}$ in (S13). By definition of $\Lambda^{(2)}$, for any $\Gamma^{(2)} \in \Lambda^{(2)}$, by Lemma S2, $\prod \left[\Gamma^{(2)} \mid \tilde{\Lambda}^{(1),\perp} \right] = \prod \left[\Gamma^* S \mid \tilde{\Lambda}^{(1),\perp} \right] = -\Gamma^* W \epsilon_H$. Therefore, $\tilde{\Lambda}^{(2)}$ is given by (S13).

Second, we show that $\prod \left[\Lambda^{(3)} \mid \left(\oplus_{k=1}^2 \tilde{\Lambda}^{(k)} \right)^\perp \right]$ is the same as $\tilde{\Lambda}^{(3)}$ in (S14). For any $\Gamma^{(3)} = \Gamma^{(3)}(\Gamma^*) \in \Lambda^{(3)}$, (a) by Lemma S3, we have $\prod \left[\Gamma^{(3)}(\Gamma^*) \mid \tilde{\Lambda}^{(1),\perp} \right] = \Gamma^* - \mathbb{E}[Q\Gamma^*]W\epsilon_H$; then (b) by the fact that $\Gamma^* \perp \tilde{\Lambda}^{(3),\perp}$ and $\prod \left[\Gamma^* - \mathbb{E}[Q\Gamma^*]W\epsilon_H \mid \tilde{\Lambda}^{(3),\perp} \right] = \Gamma^* - \mathbb{E}[Q\Gamma^*](T^*T)^{-1}W\epsilon_H$ by Lemma S4. Therefore, $\tilde{\Lambda}^{(3)}$ is given by (S14).

Third, we show that $\left\{ \prod \left[\Gamma^{(4)} \mid \left(\oplus_{k=1}^3 \tilde{\Lambda}^{(k)} \right)^\perp \right] : \Gamma^{(4)} \in \Lambda^{(4)} \right\}$ is the same as $\tilde{\Lambda}^{(4)}$ in (S15). For any $cS \in \Lambda^{(4)}$, (a) by Lemma S2, $\prod \left[cS \mid \tilde{\Lambda}^{(1),\perp} \right] = -cW\epsilon_H$; then (b) by Lemma S6, $\prod \left[cW\epsilon_H \mid \left(\tilde{\Lambda}^{(2)} \oplus \tilde{\Lambda}^{(3)} \right)^\perp \right] = cT^*(\mathbb{V}[\epsilon_0])^{-1}\epsilon_0$. Therefore, $\tilde{\Lambda}^{(4)}$ is given by (S15).

Finally, we show that $\left\{ \prod \left[\Gamma^{(5)} \mid \left(\oplus_{k=1}^4 \tilde{\Lambda}^{(k)} \right)^\perp \right] : \Gamma^{(5)} \in \Lambda^{(5)} \right\}$ is the same as $\tilde{\Lambda}^{(5)}$ in (S16). For any $\Gamma^{(5)} \in \Lambda^{(5)}$, by Lemma S7 in Section S2.6 below, we can show that $(1-S)\lambda(X)\Gamma^{(5)}(X,S)S_\epsilon \in \left(\oplus_{k=1}^4 \tilde{\Lambda}^{(k)} \right)^\perp$, so $\prod \left[\Gamma^{(5)} \mid \left(\oplus_{k=1}^4 \tilde{\Lambda}^{(k)} \right)^\perp \right] = \Gamma^{(5)}(A,X,S)$. Therefore, $\tilde{\Lambda}^{(5)}$ is given by (S16). \square

S2.6 Lemma S7 and its proof

For simplicity, we define the following notation.

Definition S2. *Let*

$$\dot{B} = \dot{B}(\epsilon_H, A, X, S) = B - \mathbb{E}[B \mid A, X, S], \quad (\text{S29})$$

$$B^* = B^*(X, S) = \mathbb{E}[B \mid X, S] - \mathbb{E}[B], \quad (\text{S30})$$

$$R = R(A, X, S) = \mathbb{E}[B\epsilon_H \mid A, X, S]. \quad (\text{S31})$$

Lemma S7. *Following the notation in Definitions S1 and S2, for any $B = b(V)$,*

$$\prod \left[B \mid \left(\oplus_{k=1}^4 \tilde{\Lambda}^{(k)} \right)^\perp \right] = (R - T^{-1}\mathbb{E}[RW \mid X, S]) W\epsilon_H. \quad (\text{S32})$$

To compute $\prod \left[B \mid \left(\oplus_{k=1}^4 \tilde{\Lambda}^{(k)} \right)^\perp \right]$, decompose B into

$$\begin{aligned} B &= \underbrace{B - \mathbb{E}[B \mid A, X, S]}_{\dot{B} = \dot{B}(\epsilon_H, A, X, S)} + \underbrace{\mathbb{E}[B \mid A, X, S] - \mathbb{E}[B \mid X, S]}_{B^{(2)} = B^{(2)}(A, X, S)} \\ &\quad + \underbrace{\mathbb{E}[B \mid X, S] - \mathbb{E}[B]}_{B^* = B^*(X, S)}. \end{aligned}$$

By Remark S1, we have $\prod \left[B^{(2)} \mid \left(\oplus_{k=1}^4 \tilde{\Lambda}^{(k)} \right)^\perp \right] = 0$. By Lemma S5, $\prod \left[B^* \mid \left(\oplus_{k=1}^4 \tilde{\Lambda}^{(k)} \right)^\perp \right] = 0$.

It then suffices to obtain $\prod \left[\dot{B} \mid \left(\oplus_{k=1}^4 \tilde{\Lambda}^{(k)} \right)^\perp \right]$ in (S32) in the following steps:

Step 1. We show that $\prod [\dot{B} \mid \Lambda^{(1),\perp}] = \mathbb{E}[B\epsilon_H \mid A, X, S]W\epsilon_H$ using the following two facts: (i) $\mathbb{E}[B\epsilon_H \mid A, X, S]W\epsilon_H \in \Lambda^{(1),\perp}$, and (ii) $\dot{B} - \mathbb{E}[B\epsilon_H \mid A, X, S]W\epsilon_H \in \Lambda^{(1)}$.

Step 2. We show that

$$\begin{aligned} \prod [\mathbb{E}[B\epsilon_H \mid A, X, S]W\epsilon_H \mid (\tilde{\Lambda}^{(2)} + \tilde{\Lambda}^{(3)})^\perp] &= \prod [RW\epsilon_H \mid (\tilde{\Lambda}^{(2)} + \tilde{\Lambda}^{(3)})^\perp] \\ &= (R - T^{-1}\mathbb{E}[RW \mid X, S])W\epsilon_H + \mathbb{E}[RWT^{-1}](\mathbb{V}[\epsilon_0])^{-1}\epsilon_0, \end{aligned}$$

where first equality follows by the definition of R in (S31), and the second equality follows from Lemma S6.

Step 3. Because $(R - T^{-1}\mathbb{E}[RW \mid X, S])W\epsilon_H \perp \tilde{\Lambda}^{(4)}$ and $\mathbb{E}[RWT^{-1}](\mathbb{V}[\epsilon_0])^{-1}\epsilon_0 \in \tilde{\Lambda}^{(4)}$, we have $\prod [\dot{B} \mid (\oplus_{k=1}^4 \tilde{\Lambda}^{(k)})^\perp] = (R - T^{-1}\mathbb{E}[RW \mid X, S])W\epsilon_H$.

S2.7 Proof of Theorem A1

Proof. By Lemma S7, for any $B = b(V)$,

$$\begin{aligned} \prod [B \mid \Lambda^\perp] &= \prod \left[\prod \left[B \mid \left(\oplus_{k=1}^4 \tilde{\Lambda}^{(k)} \right)^\perp \right] \mid \tilde{\Lambda}^{(5),\perp} \right] \\ &= \prod \left[R - T^{-1}\mathbb{E}[RW \mid X, S])W\epsilon_H \mid \tilde{\Lambda}^{(5),\perp} \right] \\ &= R - T^{-1}\mathbb{E}[RW \mid X, S])W\epsilon_H, \end{aligned}$$

where the last equality follows by Remark S1. Therefore, $\prod [B \mid \Lambda^\perp]$ is of the form $c(A, X, S)\epsilon_H$, with $c(A, X, S) = (R - T^{-1}\mathbb{E}[RW \mid X, S])$ and $\mathbb{E}[c(A, X, S) \mid X, S] = 0$. \square

S2.8 Proof of Theorem 3

Proof. We first write

$$\begin{aligned} c^*(A, X, S) &= \left(\mathbb{E} \left[\frac{\partial \epsilon_{H, \psi_0}}{\partial \psi^\top} \mid A, X, S \right] - \mathbb{E} \left[\frac{\partial \epsilon_{H, \psi_0}}{\partial \psi^\top} \mid X, S \right] \right), \\ &= \left(\mathbb{E} \left[\frac{\partial \epsilon_{H, \psi_0}}{\partial \psi^\top} \mid A = 1, X, S \right] - \mathbb{E} \left[\frac{\partial \epsilon_{H, \psi_0}}{\partial \psi^\top} \mid A = 0, X, S \right] \right) \{A - e(X, S)\}. \end{aligned}$$

Now based on (7), we have

$$\frac{\partial \epsilon_{H, \psi_0}}{\partial \psi} = - \left(\begin{array}{c} \frac{\partial \tau_{\varphi_0}(X)}{\partial \psi} \{A - e(X, S)\} \\ (1 - S) \frac{\partial \lambda_{\phi_0}(X)}{\partial \phi} \{A - e(X, S)\} \end{array} \right),$$

and thus

$$\mathbb{E} \left[\frac{\partial \epsilon_{H, \psi_0}}{\partial \psi} \mid A = 1, X, S \right] - \mathbb{E} \left[\frac{\partial \epsilon_{H, \psi_0}}{\partial \psi} \mid A = 0, X, S \right] = - \left(\begin{array}{c} \frac{\partial \tau_{\varphi_0}(X)}{\partial \psi} \\ (1 - S) \frac{\partial \lambda_{\phi_0}(X)}{\partial \phi} \end{array} \right).$$

This completes the proof. \square

S3 Goodness-of-fit test using over-identification restrictions

The model assumptions for the HTE and confounding function, i.e., Assumptions 1 and 4, are crucial in our proposed framework. In this section, we extend the goodness-of-fit test of Yang and Lok (2016) to evaluate the model specifications of the HTE and confounding function based on over-identification restrictions tests.

The insight is that we can create a larger number of estimating functions than the number of parameters. Let $c_1(X) \in \mathbb{R}^{q_1}$ and $c_2(X) \in \mathbb{R}^{q_2}$ be some functions of X that are different from $c_1^*(X)$ and $c_2^*(X)$, where $q_1, q_2 > 0$. As with (13), it is easy to show that

$$G_{\psi_0}(V) = \begin{pmatrix} c_1(X) \\ c_2(X)(1-S) \end{pmatrix} \epsilon_{H, \psi_0} \epsilon_A \quad (\text{S33})$$

is unbiased. As a result, the number of unbiased estimating functions is larger than the dimension of ψ_0 , resulting in over-identification restrictions. Under Assumptions 1 and 4, combining the unbiasedness of $G_{\psi_0}(V)$ and the consistency of $\hat{\psi}$, we expect that the sample quantity $\mathbb{P}_N G_{\hat{\psi}}(V)$ to be close to zero. We show that

$$N^{-1/2} \mathbb{P}_N G_{\hat{\psi}}(V) = N^{-1/2} \mathbb{P}_N \{G_{\psi_0}(V) + \Gamma^T S_{\psi_0}(V)\} + o_{\mathbb{P}}(1),$$

where $\Gamma = -\{\mathbb{E}[\partial S_{\psi_0}(V)/\partial \psi]\}^{-1} \mathbb{E}[\partial G_{\psi_0}(V)/\partial \psi]$. Therefore, $N^{-1/2} \mathbb{P}_N G_{\hat{\psi}}(V)$ is asymptotically normal with mean 0 and variance $\Sigma_{GG} = \mathbb{V}[G_{\psi_0}(V) + \Gamma^T S_{\psi_0}(V)]$.

Based on the above results, we construct a goodness-of-fit test statistic

$$T = \left\{ \mathbb{P}_N G_{\hat{\psi}}(V) \right\}^T \hat{\Sigma}_{GG}^{-1} \left\{ \mathbb{P}_N G_{\hat{\psi}}(V) \right\},$$

where $\hat{\Sigma}_{GG}$ is a consistent estimator of Σ_{GG} . Theorem S3 provides the reference distribution to gauge the plausibility of the values T takes.

Theorem S3. *Suppose Assumptions 1–5 hold. We have $T \rightarrow \chi_q^2$, a Chi-square distribution with degrees of freedom $q = q_1 + q_2$, in distribution, as $n \rightarrow \infty$.*

Let $\chi_{q,\alpha}^2$ be the $(1 - \alpha)$ quantile of χ_q^2 . From Theorem S3, if $T < \chi_{q,\alpha}^2$, there is no significant evidence to reject the model specifications of the HTE and confounding function, and if $T \geq \chi_{q,\alpha}^2$, there is strong evidence to reject the model specifications.

The choice of $c_1(X)$ and $c_2(X)$ determines the power of the goodness-of-fit test. For the power consideration, we can specify alternative plausible models for the HTE and confounding function. Theorem 3 provide the optimal $c_1(X)$ and $c_2(X)$ under the alternative models. We then adopt this choice for the goodness-of-fit test.

S4 Proof of Theorem 5

Proof. We express the SES as $S_{\text{eff}, \psi_0} = c^*(A, X, S)(H_{\psi_0} - \mathbb{E}[H_{\psi_0} | X, S])$ with $H_{\psi_0} = Y - \tau_{\varphi_0}(X)A - (1-S)\{A - e(X, S)\}\lambda_{\phi_0}(X)$. First, we have

$$H_{\psi_0} - \mathbb{E}[H_{\psi_0} | X, S] = Y - \mathbb{E}[Y | X, S] - \tau_{\varphi_0}(X)\{A - e(X, S)\} - (1-S)\{A - e(X, S)\}\lambda_{\phi_0}(X),$$

$$\begin{aligned} c^*(A, X, S) &= \left(\mathbb{E} \left[\frac{\partial \epsilon_{H, \psi_0}}{\partial \psi^T} \mid A, X, S \right] - \mathbb{E} \left[\frac{\partial \epsilon_{H, \psi_0}}{\partial \psi^T} W \mid X, S \right] \mathbb{E}[W \mid X, S]^{-1} \right) W \\ &= \begin{pmatrix} \frac{\partial \tau_{\varphi_0}(X)}{\partial \varphi} \\ (1-S) \frac{\partial \lambda_{\phi_0}(X)}{\partial \phi} \end{pmatrix} (A - \mathbb{E}[AW \mid X, S] \mathbb{E}[W \mid X, S]^{-1}) W, \end{aligned}$$

and $W = (\mathbb{V}[\epsilon_{H,\psi_0} \mid A, X, S])^{-1}$.

We compare the asymptotic variance of $\widehat{\varphi}_{\text{rct}}$ and $\widehat{\varphi}$. To simplify the proof, define the following expression:

$$\begin{aligned}
\Gamma_{1,\text{rct}} &= \mathbb{E} \left[S \left\{ \frac{\partial \tau_{\varphi_0}(X)}{\partial \varphi} \right\}^{\otimes 2} (A - \mathbb{E}[AW \mid X, S] \mathbb{E}[W \mid X, S]^{-1}) \{A - e(X, S)\} W \right], \\
&= \mathbb{E} \left[S \left\{ \frac{\partial \tau_{\varphi_0}(X)}{\partial \varphi} \right\}^{\otimes 2} (A - \mathbb{E}[AW \mid X, S] \mathbb{E}[W \mid X, S]^{-1}) AW \right] \\
&\quad - \mathbb{E} \left[S \left\{ \frac{\partial \tau_{\varphi_0}(X)}{\partial \varphi} \right\}^{\otimes 2} (AW - \mathbb{E}[AW \mid X, S] \mathbb{E}[W \mid X, S]^{-1} W) e(X, S) \right] \\
&= \mathbb{E} \left[S \left\{ \frac{\partial \tau_{\varphi_0}(X)}{\partial \varphi} \right\}^{\otimes 2} (A - \mathbb{E}[AW \mid X, S] \mathbb{E}[W \mid X, S]^{-1})^2 W \right], \\
\Gamma_{1,\text{rwd}} &= \mathbb{E} \left[(1 - S) \left\{ \frac{\partial \tau_{\varphi_0}(X)}{\partial \varphi} \right\}^{\otimes 2} (A - \mathbb{E}[AW \mid X, S] \mathbb{E}[W \mid X, S]^{-1})^2 W \right], \\
\Gamma_1 &= \Gamma_{1,\text{rct}} + \Gamma_{1,\text{rwd}}, \\
\Gamma_{12} &= \mathbb{E} \left[(1 - S) \frac{\partial \tau_{\varphi_0}(X)}{\partial \varphi} \frac{\partial \lambda_{\phi_0}(X)}{\partial \phi^T} (A - \mathbb{E}[AW \mid X, S] \mathbb{E}[W \mid X, S]^{-1})^2 W \right], \\
\Gamma_2 &= \mathbb{E} \left[(1 - S) \left\{ \frac{\partial \lambda_{\phi_0}(X)}{\partial \phi} \right\}^{\otimes 2} (A - \mathbb{E}[AW \mid X, S] \mathbb{E}[W \mid X, S]^{-1})^2 W \right].
\end{aligned}$$

Also, we denote

$$\begin{aligned}
S_{N,1}(\psi) &= N^{-1} \sum_{i \in \mathcal{A} \cup \mathcal{B}} \frac{\partial \tau_{\varphi}(X_i)}{\partial \varphi} (A_i - \mathbb{E}[AW \mid X_i, S_i] \mathbb{E}[W \mid X_i, S_i]^{-1}) W_i \\
&\quad \times (Y_i - \mathbb{E}[Y_i \mid X_i, S_i] - \tau_{\psi}(X_i) \{A_i - e(X_i, S_i)\} - (1 - S_i) \lambda_{\phi}(X_i) \{A_i - e(X_i, S_i)\}),
\end{aligned}$$

and

$$\begin{aligned}
S_{N,2}(\psi) &= N^{-1} \sum_{i \in \mathcal{A} \cup \mathcal{B}} \frac{\partial \lambda_{\phi}(X_i)}{\partial \phi} (1 - S_i) (A_i - \mathbb{E}[AW \mid X_i, S_i] \mathbb{E}[W \mid X_i, S_i]^{-1}) W_i \\
&\quad \times (Y_i - \mathbb{E}[Y_i \mid X_i, S_i] - \tau_{\psi}(X_i) \{A_i - e(X_i, S_i)\} - (1 - S_i) \lambda_{\phi}(X_i) \{A_i - e(X_i, S_i)\}).
\end{aligned}$$

Then,

$$\mathbb{V}[S_{N,1}(\psi_0)] = N^{-1} \times \Gamma_1, \quad \mathbb{V}[S_{N,2}(\psi_0)] = N^{-1} \times \Gamma_2, \quad \text{cov}[S_{N,1}(\psi_0), S_{N,2}(\psi_0)^T] = N^{-1} \times \Gamma_{12}. \quad (\text{S34})$$

By the Taylor expansion, we have

$$\begin{aligned}
\widehat{\psi} - \psi_0 &= \begin{pmatrix} \Gamma_1 & \Gamma_{12} \\ \Gamma_{12}^T & \Gamma_2 \end{pmatrix}^{-1} \begin{pmatrix} S_{N,1}(\psi_0) \\ S_{N,2}(\psi_0) \end{pmatrix} + o_{\mathbb{P}}(n^{-1/2}) \\
&= \begin{pmatrix} \Sigma_1 & \Sigma_{12} \\ \Sigma_{12}^T & \Sigma_2 \end{pmatrix} \begin{pmatrix} S_{N,1}(\psi_0) \\ S_{N,2}(\psi_0) \end{pmatrix} + o_{\mathbb{P}}(n^{-1/2}), \quad (\text{S35})
\end{aligned}$$

where

$$\begin{pmatrix} \Sigma_1 & \Sigma_{12} \\ \Sigma_{12}^T & \Sigma_2 \end{pmatrix} = \begin{pmatrix} \Gamma_1 & \Gamma_{12} \\ \Gamma_{12}^T & \Gamma_2 \end{pmatrix}^{-1}.$$

Equivalently, we have

$$\Sigma_1 \Gamma_1 + \Sigma_{12} \Gamma_{12}^T = I_{p \times p}, \quad (\text{S36})$$

$$\Sigma_1 \Gamma_{12} + \Sigma_{12} \Gamma_2 = 0_{p \times p}, \quad (\text{S37})$$

and therefore,

$$\begin{aligned} \Sigma_1 \Gamma_1 + \Sigma_{12} \Gamma_{12}^T &= I_{p \times p}, \\ \Sigma_1 \Gamma_{12} \Gamma_2^{-1} \Gamma_{12}^T + \Sigma_{12} \Gamma_{12}^T &= 0_{p \times p}. \end{aligned} \quad (\text{S38})$$

By (S38), we can solve $\Sigma_1 = (\Gamma_1 - \Gamma_{12} \Gamma_2^{-1} \Gamma_{12}^T)^{-1}$.

Now continuing from (S35), we have

$$\widehat{\varphi} - \varphi_0 = \Sigma_1 S_{N,1}(\psi_0) + \Sigma_{12} S_{N,2}(\psi_0) + o_{\mathbb{P}}(n^{-1/2}),$$

and therefore,

$$\begin{aligned} \mathbb{V}[\widehat{\varphi} - \varphi_0] &= \Sigma_1 \mathbb{V}[S_{N,1}(\psi_0)] \Sigma_1 + \Sigma_{12} \text{cov}[S_{N,2}(\psi_0), S_{N,1}(\psi_0)^T] \Sigma_1 \\ &\quad + \Sigma_1 \text{cov}[S_{N,1}(\psi_0), S_{N,2}(\psi_0)^T] \Sigma_{12} + \Sigma_{12} \mathbb{V}[S_{N,2}(\psi_0)] \Sigma_{12} + o(n^{-1}). \end{aligned}$$

Then, by (S34), we have

$$\begin{aligned} \mathbb{V}[\widehat{\varphi} - \varphi_0] &= N^{-1} \times (\Sigma_1 \Gamma_1 \Sigma_1 + \Sigma_{12} \Gamma_{12}^T \Sigma_1 \\ &\quad + \Sigma_1 \Gamma_{12} \Sigma_{12} + \Sigma_{12} \Gamma_2 \Sigma_{12}) + o(n^{-1}) \\ &= N^{-1} \times \Sigma_1 + 0 + o(n^{-1}) \end{aligned} \quad (\text{S39})$$

$$\begin{aligned} &= N^{-1} \times (\Gamma_1 - \Gamma_{12} \Gamma_2^{-1} \Gamma_{12}^T)^{-1} + o(n^{-1}) \\ &= N^{-1} \times (\Gamma_{1,\text{rct}} + \Gamma_{1,\text{rwd}} - \Gamma_{12} \Gamma_2^{-1} \Gamma_{12}^T)^{-1} + o(n^{-1}), \end{aligned} \quad (\text{S40})$$

where (S39) follows by (S36) and (S37).

For the SES based only on the RCT data, we denote

$$S_{N,1,\text{rct}}(\psi) = N^{-1} \sum_{i \in \mathcal{A} \cup \mathcal{B}} S_i \frac{\partial \tau_{\varphi}(X_i)}{\partial \varphi} (A_i - \mathbb{E}[AW \mid X_i, S_i] \mathbb{E}[W \mid X_i, S_i]^{-1}) W_i (Y_i - \mathbb{E}[Y_i \mid X_i, S_i]).$$

Then,

$$\mathbb{V}[S_{N,1,\text{rct}}(\psi_0)] = N^{-1} \times \Gamma_{1,\text{rct}}.$$

By the Taylor expansion, we have

$$\mathbb{V}[\widehat{\varphi}_{\text{rct}} - \varphi_0] = N^{-1} \times \Gamma_{1,\text{rct}}^{-1} \Gamma_{1,\text{rct}} \Gamma_{1,\text{rct}}^{-1} + o(n^{-1}) = N^{-1} \times \Gamma_{1,\text{rct}}^{-1} + o(n^{-1}). \quad (\text{S41})$$

By holder's inequality, $\Gamma_{1,\text{rwd}} - \Gamma_{12} \Gamma_2^{-1} \Gamma_{12}^T$ is non-negative definitive; i.e., for any $v \in \mathbb{R}^p$,

$$v^T (\Gamma_{1,\text{rwd}} - \Gamma_{12} \Gamma_2^{-1} \Gamma_{12}^T) v \geq 0,$$

with equality holds when $\partial \tau_{\varphi_0}(X_i)/\partial \varphi = M \partial \lambda_{\phi_0}(X_i)/\partial \phi$ holds for some constant matrix M .

Comparing (S40) and (S41) leads to our result in Theorem 5. \square

S5 The semiparametric efficiency theory of the ATT

S5.1 Preliminary

Recall that $\pi_0 = \mathbb{P}(S = 0)$. We express τ_{att} as

$$\tau_{\text{att}} = \mathbb{E}[\tau_{\varphi_0}(X)] = \mathbb{E}[\tau_{\varphi_0}(X) \mid S = 0] = \frac{\mathbb{E}[(1 - S)\tau_{\varphi_0}(X)]}{\pi_0}. \quad (\text{S42})$$

To derive the EIF of τ_{att} , we can follow a similar approach in Section S2. Because τ_{att} depends on φ_0 and $\text{EIF}_{\varphi_0}(V)$ is available, we consider another approach. Consider a one-dimensional parametric submodel, $f_\theta(V)$, which contains the true model $f(V)$ at $\theta = 0$, i.e., $f_\theta(V)|_{\theta=0} = f(V)$. We use θ in the subscript to denote the quantity evaluated with respect to the submodel, e.g., $\tau_{\text{att},\theta}$ is the value of τ_{att} with respect to the submodel. We use dot to denote the partial derivative with respect to θ , e.g., $\dot{\tau}_{\text{att},\theta} = \tau_{\text{att},\theta}/\partial\theta$, and use $s(\cdot)$ to denote the score function induced from the likelihood function.

Recall that, the tangent space Λ is given in Theorem S2. The EIF for τ_{att} , denoted by $\text{EIF}_{\text{att}}(V) \in \Lambda$, must satisfy

$$\dot{\tau}_{\text{att},\theta}|_{\theta=0} = \mathbb{E}[\text{EIF}_{\text{att}}(V)s(V)].$$

We will derive the EIF by calculating $\dot{\tau}_{\text{att},\theta}|_{\theta=0}$. To simplify the proof, we introduce some lemmas.

Lemma S8. *Consider a ratio-type parameter $R = N/D$. If $\dot{N}_\theta|_{\theta=0} = \mathbb{E}[\text{EIF}_N(V)s(V)]$ and $\dot{D}_\theta|_{\theta=0} = \mathbb{E}[\text{EIF}_D(V)s(V)]$, then $\dot{R}_\theta|_{\theta=0} = \mathbb{E}[\text{EIF}_R(V)s(V)]$ where*

$$\text{EIF}_R(V) = \frac{1}{D}\text{EIF}_N(V) - \frac{R}{D}\text{EIF}_D(V). \quad (\text{S43})$$

In particular, if $\text{EIF}_N(V)$ and $\text{EIF}_D(V)$ are the EIFs for N and D , then $\text{EIF}_R(V)$ is the EIF for R .

Proof. Let R_θ , N_θ and D_θ denote the quantities R , N , and D evaluated with respect to the parametric submodel $f_\theta(V)$. By the chain rule, we have

$$\begin{aligned} \dot{R}_\theta|_{\theta=0} &= \left. \frac{\dot{N}_\theta}{D} \right|_{\theta=0} - R_\theta \left. \frac{\dot{D}_\theta}{D} \right|_{\theta=0} \\ &= \frac{1}{D}\mathbb{E}[\text{EIF}_N(V)s(V)] - \frac{R}{D}\mathbb{E}[\text{EIF}_D(V)s(V)] \\ &= \mathbb{E} \left[\left\{ \frac{1}{D}\text{EIF}_N(V) - \frac{R}{D}\text{EIF}_D(V) \right\} s(V) \right], \end{aligned}$$

which leads to (S43). □

S5.2 Proof of Theorem 6

Proof. We derive the EIF for τ_{att} . Given (S42), we can write $\tau_{\text{att}} = N/\pi_0$, where $N = \mathbb{E}[(1 - S)\tau_{\varphi_0}(X)]$. By Lemma S8, the key is to derive the EIFs for N and π_0 . By chain rule, we have

$$\begin{aligned} \dot{N}_\theta|_{\theta=0} &= \mathbb{E}[(1 - S)\tau_{\varphi_0}(X)s(X, S)] + \mathbb{E}[(1 - S)\dot{\tau}_{\varphi_0,\theta}(X)|_{\theta=0}] \\ &= \mathbb{E}[\{(1 - S)\tau_{\varphi_0}(X) - N\}s(V)] + \mathbb{E} \left[(1 - S) \frac{\partial \tau_{\varphi_0}(X)}{\partial \varphi^\text{T}} \right] \dot{\varphi}_{0,\theta}|_{\theta=0} \\ &= \mathbb{E}[\{(1 - S)\tau_{\varphi_0}(X) - N\}s(V)] + \mathbb{E} \left[(1 - S) \frac{\partial \tau_{\varphi_0}(X)}{\partial \varphi^\text{T}} \right] \mathbb{E}[\text{EIF}_{\varphi_0}(V)s(V)] \\ &= \mathbb{E} \left[\left\{ (1 - S)\tau_{\varphi_0}(X) - N + \mathbb{E} \left[(1 - S) \frac{\partial \tau_{\varphi_0}(X)}{\partial \varphi^\text{T}} \right] \text{EIF}_{\varphi_0}(V) \right\} s(V) \right]. \end{aligned}$$

It is easy to verify that $(1 - S)\tau_{\varphi_0}(X) - N \in \Lambda^{(3)}$. Also, by construction, we have $\text{EIF}_{\varphi_0}(V) \in \Lambda$. Therefore, we derive the EIF for N as

$$\text{EIF}_N(V) = (1 - S)\tau_{\varphi_0}(X) - N + \mathbb{E} \left[(1 - S) \frac{\partial \tau_{\varphi_0}(X)}{\partial \varphi^T} \right] \text{EIF}_{\varphi_0}(V).$$

By chain rule, we have

$$\dot{\pi}_{0,\theta} |_{\theta=0} = \mathbb{E}[(1 - S)s(S)] = \mathbb{E}[(1 - S - \pi_0)s(V)].$$

It is easy to verify that $1 - S - \pi_0 \in \Lambda^{(3)}$. Therefore, we derive the EIF for π_0 as

$$\text{EIF}_{\pi_0}(V) = 1 - S - \pi_0.$$

Applying Lemma S8 yields the EIF for τ_{att} as

$$\begin{aligned} \text{EIF}_{\text{att}}(V) &= \frac{1}{\pi_0} \text{EIF}_N(V) - \frac{\tau_{\text{att}}}{\pi_0} \text{EIF}_{\pi_0}(V) \\ &= \frac{(1 - S)\tau_{\varphi_0}(X)}{\pi_0} - \tau_{\text{att}} + \mathbb{E} \left[\frac{1 - S}{\pi_0} \frac{\partial \tau_{\varphi_0}(X)}{\partial \varphi^T} \right] \text{EIF}_{\varphi_0}(V) \\ &\quad - \frac{\tau_{\text{att}}}{\pi_0} (1 - S - \pi_0) \\ &= \frac{1 - S}{\pi_0} \{\tau_{\varphi_0}(X) - \tau_{\text{att}}\} + \mathbb{E} \left[\frac{\partial \tau_{\varphi_0}(X)}{\partial \varphi^T} \middle| S = 0 \right] \text{EIF}_{\varphi_0}(V). \end{aligned}$$

□

S5.3 Proof of Theorem 7

Proof. Let $\Psi_0 = \mathbb{E}[\partial \pi_{\varphi_0}(X)/\partial \varphi | S = 0]$. By the Taylor expansion, we have

$$\begin{aligned} N^{1/2}(\hat{\tau}_{\text{att}} - \tau_{\text{att}}) &= \frac{N^{1/2}}{m} \sum_{i \in \mathcal{B}} \{\tau_{\hat{\varphi}}(X_i) - \tau_{\text{att}}\} \\ &= \frac{N^{1/2}}{m} \sum_{i \in \mathcal{B}} \{\tau_{\varphi_0}(X_i) - \tau_{\text{att}}\} + \left\{ \frac{1}{m} \sum_{i \in \mathcal{B}} \frac{\partial \tau_{\varphi_0}(X_i)}{\partial \varphi^T} \right\} N^{1/2}(\hat{\varphi} - \varphi_0) + o_{\mathbb{P}}(1) \\ &= \frac{N^{1/2}}{m} \sum_{i \in \mathcal{B}} \{\tau_{\varphi_0}(X_i) - \tau_{\text{att}}\} + \Psi_0 N^{1/2}(\hat{\varphi} - \varphi_0) + o_{\mathbb{P}}(1). \end{aligned} \tag{S44}$$

Because the two terms in (S44) are uncorrelated, we have

$$\begin{aligned} \mathbb{V} \left[N^{1/2}(\hat{\tau}_{\text{att}} - \tau_{\text{att}}) \right] &= \mathbb{V} \left[\frac{N^{1/2}}{m} \sum_{i \in \mathcal{B}} \{\tau_{\varphi_0}(X_i) - \tau_{\text{att}}\} \right] + \Psi_0^T \mathbb{V} \left[N^{1/2}(\hat{\varphi} - \varphi_0) \right] \Psi_0 \\ &= \frac{1}{\pi_0} \mathbb{V}[\tau_{\varphi_0}(X) | S = 0] + \Psi_0^T \mathbb{V} \left[N^{1/2}(\hat{\varphi} - \varphi_0) \right] \Psi_0. \end{aligned}$$

□

S6 Additional simulation

S6.1 Additional simulation study with larger sample sizes

We consider the same simulation setting as in Section 5 but with larger sample sizes.

First, to reflect the sample sizes in real data application, we set the sample sizes $n = 500$ and $m = 5000$. Tables S1 and S2 present the simulation results under HTE-1 and HTE-2, respectively. Compared with the results in the main text, Integr 1 and Integr 3 have larger gains in estimation efficiency due to a larger sample size of the RWD. Other conclusions remain the same.

Second, to demonstrate the results in Theorem 5, we set the sample sizes $(n, m) = (5000, 2500)$ and $(n, m) = (5000, 5000)$. Table S3 reports the precision difference between the integrative estimator and the RCT estimator. When (18) holds, the mean squared errors of $\hat{\varphi}$ and $\hat{\varphi}_{\text{rct}}$ are very close, regardless of the specifications for the confounding function. When (18) does not hold, $\hat{\varphi}$ has a notably smaller variance than $\hat{\varphi}_{\text{rct}}$ in all scenarios with $\dim(\phi) < \dim(\varphi)$, $\dim(\phi) = \dim(\varphi)$, and $\dim(\phi) > \dim(\varphi)$. For these scenarios, the gain doubles if m doubles, as calculated in Table S3, which is in line with the results in Theorem 5.

S6.2 No unmeasured confounding

In this simulation study, we consider the same simulation setting as in Section 5, except that we omit U_i in (22), leading to a scenario without unmeasured confounding in the RWD.

Table S4 illustrates the simulation results under HTE-1 and HTE-2 in the absence of no unmeasured confounders. Similar discussions in Section 5 apply to the integrative estimators. Without unmeasured confounding, the meta-analysis is unbiased but has larger variability than the integrative estimators. The coverage rates are off the nominal level for the meta-analysis but are close to the nominal level for the integrative estimators.

S7 Additional results from the application

Table S5 reports the results of the model parameters in the confounding function. Both $\hat{\phi}_1$ and $\hat{\phi}_2$ are significant, suggesting that the no unmeasured confounding assumption may not hold for the NCDB sample.

Table S1: Simulation results under HTE-1 with $n = 500$ and $m = 5000$: “RCT” is $\hat{\varphi}_{\text{rct}}$ using only the RCT data, “Meta” is $\hat{\psi}_{\text{meta}}$ based on meta-analysis of the combined datasets, “Naive” is $\hat{\psi}_{\text{naiv}}$ in (10) with confounding function (cf-1), and “Integr k” $\hat{\varphi}_k$ the proposed integrative estimator with the confounding function (cf-k) for $1 \leq k \leq 3$; “yes” and “no” indicate (18) holds and does not hold, respectively.

			φ_0 1	φ_2 X^2	ϕ_0 1	ϕ_1 X	ϕ_2 X^2	ϕ_3 X^3	τ_{att}
True ($\times 10^2$)			100.0	75.0	-50.0	50.0	0.0	0.0	250.0
Est ($\times 10^2$)	RCT	–	99.9	77.0	–	–	–	–	125.6
	Meta	–	70.6	91.0	–	–	–	–	252.5
	Naive	no	100.4	74.3	–	–	–	–	249.1
	Integr 1	no	100.5	75.0	-50.5	50.1	–	–	250.3
	Integr 2	yes	99.9	76.8	-49.9	50.1	-1.8	–	253.4
	Integr 3	no	100.5	75.0	-50.5	50.1	–	0.0	250.3
Var ($\times 10^3$)	RCT	–	8.7	46.2	–	–	–	–	4.2
	Meta	–	0.5	0.1	–	–	–	–	1.2
	Naive	no	5.1	7.9	–	–	–	–	27.3
	Integr 1	no	4.2	0.6	5.1	2.1	–	–	6.2
	Integr 2	yes	8.8	46.7	9.8	1.8	47.3	–	136.7
	Integr 3	no	4.5	2.7	5.3	2.1	–	0.5	12.1
VE ($\times 10^3$)	RCT	–	9.0	46.3	–	–	–	–	4.1
	Meta	–	0.6	0.1	–	–	–	–	1.3
	Naive	no	4.4	3.7	–	–	–	–	15.0
	Integr 1	no	4.0	0.5	4.8	1.8	–	–	6.0
	Integr 2	yes	9.0	46.4	9.8	1.4	47.0	–	134.2
	Integr 3	no	4.3	2.5	5.0	1.8	–	0.4	11.7
Cvg ($\times 10^2$)	RCT	–	94.9	94.5	–	–	–	–	0.0
	Meta	–	0.0	0.0	–	–	–	–	91.1
	Naive	no	92.7	79.9	–	–	–	–	85.6
	Integr 1	no	94.3	92.6	94.5	94.9	–	–	94.2
	Integr 2	yes	94.8	94.6	95.1	95.5	94.4	–	94.1
	Integr 3	no	94.1	94.8	94.6	94.6	–	93.2	93.9

Table S2: Simulation results under HTE-2 with $n = 500$ and $m = 5000$: “RCT” is $\hat{\varphi}_{\text{rct}}$ using only the RCT data, “Meta” is $\hat{\psi}_{\text{meta}}$ based on meta-analysis of the combined datasets, “Naive” is $\hat{\psi}_{\text{naiv}}$ in (10) with confounding function (cf-1), and “Integr k” $\hat{\varphi}_k$ the proposed integrative estimator with the confounding function (cf-k) for $1 \leq k \leq 3$; “yes” and “no” indicate (18) holds and does not hold, respectively.

			φ_0 1	φ_1 X	φ_2 X^2	ϕ_0 1	ϕ_1 X	ϕ_2 X^2	ϕ_3 X^3	τ_{att}
True ($\times 10^2$)			100.0	0.0	75.0	-50.0	50.0	0.0	0.0	250.0
Est ($\times 10^2$)	RCT	–	99.9	0.7	77.1	–	–	–	–	125.6
	Meta	–	59.4	40.9	76.9	–	–	–	–	254.0
	Naive	no	100.5	0.2	74.3	–	–	–	–	249.3
	Integr 1	no	100.5	0.6	75.0	-50.5	49.5	–	–	251.0
	Integr 2	yes	99.8	0.6	76.9	-49.9	49.5	-1.9	–	254.2
	Integr 3	no	100.5	0.6	75.0	-50.5	49.5	–	0.0	251.0
Var ($\times 10^3$)	RCT	–	8.7	11.7	46.0	–	–	–	–	4.2
	Meta	–	0.6	1.1	0.2	–	–	–	–	1.2
	Naive	no	5.1	14.1	7.9	–	–	–	–	43.2
	Integr 1	no	4.2	11.8	0.7	5.1	13.9	–	–	17.5
	Integr 2	yes	8.8	11.7	46.6	9.8	13.5	47.3	–	147.4
	Integr 3	no	4.5	11.8	2.8	5.3	13.9	–	0.5	24.4
VE ($\times 10^3$)	RCT	–	9.0	12.2	46.4	–	–	–	–	4.1
	Meta	–	0.6	1.1	0.2	–	–	–	–	1.3
	Naive	no	4.4	13.3	3.7	–	–	–	–	28.8
	Integr 1	no	4.0	12.2	0.5	4.8	13.9	–	–	18.1
	Integr 2	yes	9.0	12.2	46.5	9.8	13.6	47.1	–	146.2
	Integr 3	no	4.3	12.2	2.6	5.0	13.9	–	0.4	24.3
Cvg ($\times 10^2$)	RCT	–	94.9	95.4	94.9	–	–	–	–	0.0
	Meta	–			73.1	–	–	–	–	81.8
	Naive	no	92.7	94.5	80.0	–	–	–	–	90.5
	Integr 1	no	94.4	95.6	92.1	94.1	95.7	–	–	95.4
	Integr 2	yes	94.8	95.6	94.9	94.2	95.6	94.5	–	94.6
	Integr 3	no	94.2	95.6	95.1	94.0	95.6	–	93.2	95.5

Table S3: Simulation results of the precision difference between the integrative estimator and the RCT estimator with $n = 5000$ and $m \in \{2500, 5000\}$: “Integr k” $\hat{\varphi}_k$ the proposed integrative estimator based on the bis function (cf-k) for $1 \leq k \leq 3$, the numerical number is $1/\text{MSE}(\text{“Integr k”}) - 1/\text{MSE}(\text{“RCT”})$ where “RCT” $\hat{\varphi}_{\text{rct}}$ using only the RCT data; “yes” and “no” indicate (18) holds and does not hold, respectively.

			$m = 2500$				$m = 5000$			
			φ_0 1	φ_1 X	φ_2 X^2	τ_{att}	φ_0 1	φ_1 X	φ_2 X^2	τ_{att}
HTE-1	Integr 1	no	475	–	1108	514	494	–	2204	685
	Integr 2	yes	-0	–	0	151	-0	–	-0	159
	Integr 3	no	475	–	1127	518	493	–	2200	685
HTE-2	Integr 1	no	475	0	1110	529	509	0	2228	700
	Integr 2	yes	-0	0	-0	149	-0	0	-0	157
	Integr 3	no	477	0	1128	531	508	0	2225	699

Table S4: Simulation results under HTE-1 and HTE-2 with ($n = 500$, $m = 5000$) in the absence of no unmeasured confounders: “RCT” is $\hat{\varphi}_{\text{rct}}$ using only the RCT data, “Meta” is $\hat{\psi}_{\text{meta}}$ based on meta-analysis of the combined datasets, “Naive” is $\hat{\psi}_{\text{naiv}}$ in (10) with confounding function (cf-1), and “Integr k” $\hat{\varphi}_k$ the proposed integrative estimator with the confounding function (cf-k) for $1 \leq k \leq 3$; “yes” and “no” indicate (18) holds and does not hold, respectively.

			HTE-1			HTE-2			
			φ_0 1	φ_2 X^2	τ_{att}	φ_0 1	φ_1 X	φ_2 X^2	τ_{att}
True ($\times 10^2$)			100.0	75.0	250.0	100.0	0.0	75.0	250.0
Est ($\times 10^2$)	RCT	–	100.1	75.9	125.3	100.0	0.5	76.0	125.4
	Meta	–	100.3	74.8	249.9	100.1	0.8	74.5	249.9
	Naive	no	100.4	74.3	248.9	100.4	-0.0	74.3	248.9
	Integr 1	no	100.3	74.9	250.1	100.3	0.4	74.9	250.6
	Integr 2	yes	100.1	75.8	251.5	100.0	0.4	75.9	252.1
	Integr 3	no	100.3	75.0	250.2	100.3	0.4	74.9	250.5
Var ($\times 10^3$)	RCT	–	4.3	22.4	2.2	4.3	5.8	22.5	2.2
	Meta	–	12.8	4.8	1.6	4.8	31.9	16.5	1.3
	Naive	no	3.1	7.9	24.9	3.1	8.2	7.9	35.1
	Integr 1	no	2.2	0.4	3.8	2.2	5.7	0.4	9.9
	Integr 2	yes	4.4	22.4	66.2	4.4	5.8	22.5	73.4
	Integr 3	no	2.3	1.5	7.0	2.2	5.7	0.4	9.8
VE ($\times 10^3$)	RCT	–	4.5	23.2	2.1	4.5	6.2	23.3	2.1
	Meta	–	7.8	2.9	1.4	2.8	21.4	10.5	1.2
	Naive	no	2.4	3.6	12.8	2.4	7.3	3.6	20.6
	Integr 1	no	2.0	0.3	3.4	2.0	6.1	0.3	9.6
	Integr 2	yes	4.5	23.2	67.3	4.5	6.2	23.3	73.5
	Integr 3	no	2.2	1.4	6.6	2.0	6.1	0.3	9.5
Cvg ($\times 10^2$)	RCT	–	95.2	94.8	–	95.3	95.1	94.9	–
	Meta	–	81.5	80.3	91.7	81.3	82.7	81.4	92.7
	Naive	no	92.2	79.3	83.3	92.3	92.6	79.2	86.5
	Integr 1	no	95.1	91.6	93.9	95.5	95.5	91.2	95.0
	Integr 2	yes	95.4	94.8	95.1	95.4	95.2	94.9	95.1
	Integr 3	no	95.0	94.7	94.1	95.3	95.5	91.1	94.9

Table S5: Point estimate, standard error and 95% Wald CI of model parameters in the confounding function

	Est	SE	95% CI	
1 ϕ_0	0.040	0.077	(-0.111,	0.191)
Gender ϕ_1	-0.038	0.018	(-0.073,	-0.003)
Histology ϕ_2	-0.067	0.015	(-0.096,	-0.037)
Race ϕ_3	0.008	0.027	(-0.045,	0.060)
Charlson ϕ_4	-0.014	0.012	(-0.038,	0.009)
Income ϕ_5	-0.001	0.008	(-0.016,	0.014)
Insurance ϕ_6	0.003	0.017	(-0.030,	0.036)
Travel ϕ_7	0.009	0.014	(-0.019,	0.037)