

# Three-stage intelligent support of clinical decision making for higher trust, validity, and explainability

*Sergey V. Kovalchuk<sup>1</sup>, Georgy D. Kopanitsa<sup>1</sup>, Ilia V. Derevitskii<sup>1</sup>, Daria A. Savitskaya<sup>2</sup>*

<sup>1</sup>ITMO University, Saint Petersburg, Russia

<sup>2</sup>Almazov National Medical Research Centre, Institute of Endocrinology, Saint Petersburg, Russia

[kovalchuk@itmo.ru](mailto:kovalchuk@itmo.ru), [kopanitsa@itmo.ru](mailto:kopanitsa@itmo.ru), [ivderevitskii@itmo.ru](mailto:ivderevitskii@itmo.ru), [savitskayadaria@gmail.com](mailto:savitskayadaria@gmail.com)

**Abstract.** The paper presents the approach for the building of consistent and applicable clinical decision support systems (CDSS) using a data-driven predictive model aimed to resolve a problem of low applicability and scalability of CDSS in real-world applications. The approach is based on the three-stage application of domain-specific and data-driven supportive procedures to integrate into clinical business-processes with higher trust and explainability of the prediction results and recommendations. Within the considered three stages, the regulatory policy, data-driven modes, and interpretation procedures are integrated to enable natural domain-specific interaction with decision-makers with sequential narrowing of the intelligent decision support focus. The proposed methodology enables a higher level of automation, scalability, and semantic interpretability of CDSS. The approach was implemented in software solutions and tested within a case study in T2DM prediction, enabling to improve known clinical scales (such as FINDRISK), keeping the problem-specific reasoning interface similar to existing applications. Such inheritance, together with the three-stages approach, provide higher compatibility of the solution and leads to trust, valid, and explainable application of data-driven solution in real-world cases.

**Keywords.** clinical decision support, predictive modeling, interpretable machine learning, personalized medicine, machine learning, diabetes mellitus

## 1. Introduction

Clinical decision support systems (CDSS) have a long history. Starting from the late 50s, they have been developed through several architectural approaches to the present days [1]. Still, having a proven capability of CDSS to improve clinical practice, the real-world application is limited due to multiple issues, including lack of trust, validity, scalability, etc. Clinical professionals who use CDSSes often over-rely on system suggestions - even if the suggestions are wrong [2]. On the other hand, attention to the suggestions produced by CDSS varies over time, eventually causing increasing in clinical decisions' quality, followed by certain decreasing due to lower attention to the suggestions [3]. At the same time, CDSSes cannot be entirely reliable due to the uncertainties and lack of data, and thus the correctness of their outputs may affect the quality of the decision-making [4]. Therefore, it is essential that clinical professionals who use CDSSes do not trust them blindly. This should be supported by the interpretability and interoperability of the decision support models [5]. Providing explanations could potentially mitigate misplaced trust in the system and over-reliance [6].

The recent development of machine learning and other artificial intelligence (AI) technologies [7] emphasizes both mentioned strengths and drawbacks of CDSSs. Moreover, relying on the available data, such technologies fall into the dependency on data and information uncertainty. Uncertainties originate in almost every step of a clinical decision-making process. Sources of uncertainties include patients who cannot describe their conditions, doctors and nurses cannot always interpret what they observe, laboratory results contain some degrees of error, and other sources of clinical data are inconsistent or not semantically interoperable.

Systematic and thorough verification and validation of clinical decision support systems before they are released to general users is a crucial aspect of optimal software design [8]. Exclusion of this step may cause dangerous and potentially fatal consequences of relying on a clinical decision support system with uncertain outputs. The verification and validation of decision support systems employ various methods to detect errors in CDSSes using then in testing environments [9]. This includes, among others, validation of decision support models [10], [11], medical data [12], and clinical workflows [13]. Still, there is no commonly accepted approach or methodology for the verification and validation of CDSSes as a specific class of solutions. This leads to great achievements and limitations of intelligent technologies (see, e.g. [14] for discussion of possible issues of IBM Watson).

Taking this into account, the work proposes a systematic, hybrid approach aimed towards the development of more trustable, valid, and explainable CDSSes using a combination of domain-specific knowledge and intelligent technologies. A vital goal of the approach is to introduce best practices for building CDSSes that can be effectively adopted within the clinical pipelines, improve the quality of decision making, and keep the supportive power for a long period.

## **2. Related works**

Barcelona Declaration for the Proper Development and Usage of Artificial Intelligence in Europe [19] divides CDSSes into two fundamentally different types: knowledge-based and data-driven. Knowledge-based methodologies are well established but less able to exploit large volumes of data and often remain human-developed [20]–[25]. Validation of knowledge-based models can be performed by an expert review as they are usually based on the clinical guidelines. So, making sure that the rules are correctly defined is sufficient in most of the cases [17], [18].

Data-driven methods employ large amounts of empirical data processed with statistical machine learning methods to abstract patterns [26]–[34]. The need for validity and explainability is currently recognized as an essential problem to be solved by researchers. Validation of data-driven models often requires lengthy and expensive clinical evaluation, using metrics that are intuitive to clinicians and go beyond measures of technical accuracy and include quality of care and clinical effectiveness [35]. Implementation and adopting machine learning methods can be reasonably

straightforward. Still, the interpretation of the provided outcomes is sometimes complicated and indistinct due to the black-box nature of machine learning models [36].

The solution can be a combination of knowledge-based and data-driven models and methods. Even though every system should implement its own explanation module, which may vary based on the application domain and of the adopted methodologies and algorithms, we believe that, in general, the synergy between different knowledge types and AI methodologies can represent a promising strategy to deal with transparency and explainability issues.

### 3. Three-stage clinical decision making

#### 3.1 Conceptual approach

This section proposes basic structure and critical requirements in the proposed approach for CDSS implementation. The approach includes three main stages (see Fig. 1). The holistic way of the approach application is based on the tight interconnection of all three stages to support the integration of a CDSS into a clinical decision-making pipeline.

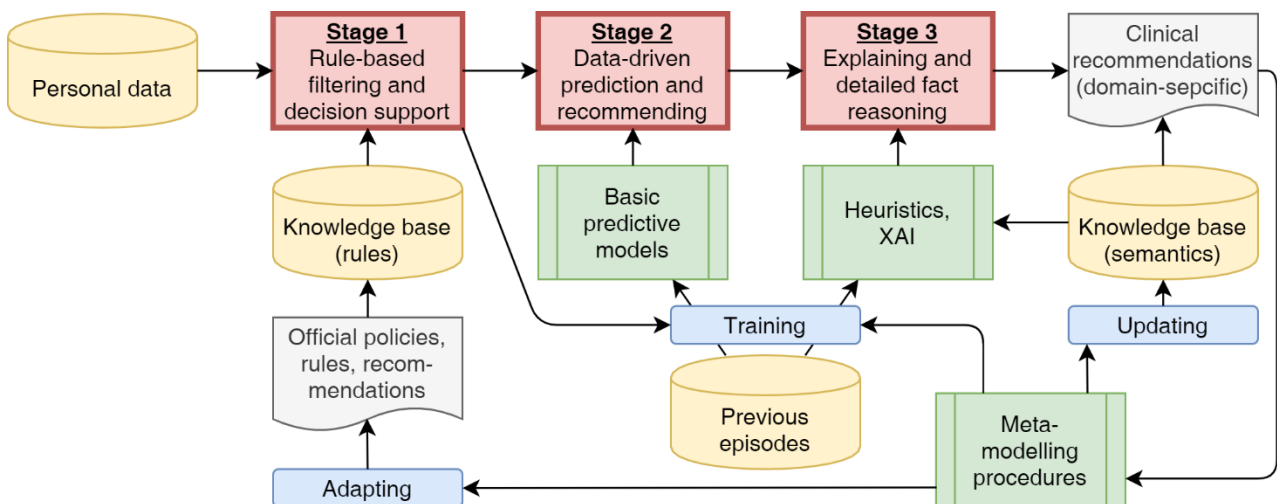


Figure 1 – Three stages of the clinical decision support

**Stage 1 – Basic reasoning.** This stage includes the digital implementation of grounded and known practices, policies, and rules implemented in conventional health care providing. An essential part of this stage is direct referencing to existing regulation policies. This type of referencing is necessary to a) get into the context of the existing medical practice; b) define a subset of relevant data and applicable knowledge for a specific disease, patient, case, etc.; c) provide reliable and trusted foundation for further reasoning.

**Stage 2 – Data-driven predictive modeling.** The second stage includes the application of data-driven models, including machine learning algorithms. The models should be applied within a context defined at the first stage of the approach. Key results of the stage are the extension of available information on a particular case.

**Stage 3 – Explaining and detailed fact reasoning.** This later stage of the application is essential due to several reasons. Firstly, the information set collected during the first two stages has high diversity. In the practical cases, different level of uncertainty, credibility in multitude observations, reasoning results, and model-based predictions is often critical for applicability. Secondly, explainability (e.g., with technologies like eXplainable Artificial Intelligence, XAI or Interpretable Machine Learning, IML) and domain integration (domain semantics) are vital for performing better human-computer interaction during clinical decision making. Finally, weighting and structuring of obtained results are needed to provide better recommendations. As a result, filtering, integration, and assessing procedures are implemented in this stage using XAI, heuristics, and explainable meta-modeling.

Meta-modeling procedures are an essential block responsible for structuring holistic three-stage decision support, which manages knowledge in various forms within three primary operations (forming a loop for building adaptive intelligent systems):

- identification, training, and validation of basic predictive models and explaining meta-models using previous and current data;
- updating and structuring domain (semantic) knowledge bases;
- adapting and modification of official policies and recommendations.

The last one should be mentioned separately. We consider this is an essential strategic operation where the results obtained using intelligent technologies can be introduced into the policies either implicitly during policy development, or explicitly considering intelligent technologies as recommended elements. We believe that the current development of AI may lead to such an explicit presence of intelligent technologies in the official policies soon. Still, to rich this level of automation, a certain level of validity, scalability, and trust should be reached. The proposed approach could be considered as a step towards this goal.

### 3.2 Technological background

The mentioned stages may be implemented in various ways employing different technologies for a solution. Table 1 summarizes the key features of the stages. The features reveal limitations of separate stages which can be overcome using the proposed approach.

Table 1 – Summary of technological implementation in three stages

	<b>Stage 1</b>	<b>Stage 2</b>	<b>Stage 3</b>
<b>Artifacts preparation</b>	Knowledge acquisition	Data-driven models training	Heuristics implementation, meta-models training
<b>Intelligent technologies</b>	Rule-based inference, fuzzy logic	Classification and regression models	XAI/IML models, domain semantics
<b>Data processing</b>	Implicit, during knowledge acquisition	Data filtering and integration, model	Meta-model training

		training (identification and updating)	
<b>Data types</b>	-	Patients and clinical cases	Application of models, decision making
<b>Data integration</b>	-	Yes	No (unified data)
<b>Meta-modeling</b>	Modification of knowledge base	Model training tuning, surrogate modeling	Meta-model training tuning, semantic knowledge update
<b>Context</b>	Clinical groups by official policies	Sub-clinical (hierarchical) groups	Problem domain
<b>Limitations</b>	Diversity in clinical groups, uncertainty	Limited scalability, lack of systematic lineage to domain	Lack of systematic lineage to domain
<b>Validation</b>	Evidence-based (during preparation), domain knowledge	Cross-validation, statistics	Simulation-based, meta-model-based, experimental implementation
<b>Trust sources</b>	Official rules	Validation, explanation	Interpretation, linking to semantics

Each stage has its own artifacts (models, knowledge bases, etc.), which are to be implemented using various intelligent technologies. This may include technologies mainly from AI or machine learning (ML) to support comprehensive decision making, data processing technologies (including technologies from the Big Data area), and meta-modeling procedures.

An important part of a holistic decision support system within the proposed approach is to narrow the context during the stages. Commonly, clinical recommendations, policies, and other sources of knowledge in Stage 1 are relatively broad, covering key regulation of health care provision. Stage 2 is focused on working in sub-clinical groups by identification of classes, lowering diversity within a group, etc. Finally, Stage 3 deals with individual predictions, outliers, and explanations. Context control connects stages into a chain providing the right higher-level context for consecutive stages with the result of the previous stage(s) application. Building such a chain enhances a possible automatic application, scaling, and extension of the solutions. Moreover, building a context-narrowing pipeline enables quantitative assessment and automation of value-based healthcare (VBHC) approach. VBHC considers diverse patient flow with requests for diverse care, even in a single clinical group. As a result, VBHC can work in all stages, while common evidence-based medicine is usually limited to Stage 1.

Additionally, the interconnection of stages enables mutual support to overcome limitations such as a lack of validity and trust in particular stages as, in many cases, the available data and knowledge sources, validation procedures, are located in different stages. So, the holistic approach interconnects and enhance each stage within a general pipeline for decision support.

### **3.3 Clinical background**

From many systematic reviews on the application of data-driven clinical decision support, only a few have proved benefits on patient outcomes [37]–[39]. Nevertheless, many projects have operated too small samples or lasted too little to reveal clinically significant results related to patient outcomes [40], [41]. However, we can see substantial evidence that CDSS can certainly impact healthcare providers' efficiency with preventive care reminder solutions and drug prescription services being the most explicit examples [42]. The experience related to diagnostic CDSS can be explained that doctors, based on their clinical experience, can better come up with alternative diagnoses and rule them out than a CDSS [43]. In many cases, CDSSes are not able to detect and consider comorbid conditions, which is a big limitation to their use in real clinical settings. All these factors lower the impact of such CDSS in clinical practice.

Furthermore, the data-driven diagnostic models often require input or import of a large amount of patient data to provide the result of the diagnostics. As long as this information is not available in the machine-readable form, e.g., in a semantically interoperable electronic medical record (EMR), clinicians have to enter missing data manually. The problem of manual data entry may make doctors give up or make mistakes, which can lead to the situation when CDSSes are not raising the efficiency, but require a lot of time and effort for operation [44], [45].

To provide efficient CDSS for the real clinical settings, developers should study how to increase CDSS content to consider multiple comorbidities simultaneously, how to provide and to estimate the effect of a CDSSs on clinical and organizational outcomes, and how CDSSs can be most effectively integrated into the workflow and deployed across diverse settings [43]. Clinical validation of CDSSes is a factor that can make their implementation successful. Provision of the evidence of clinical efficiency is a resource-consuming task that requires support from the sustainable validation methodology [46][47].

## **4. Experimental implementation and case study**

### **4.1 Platform implementation details**

To implement the proposed approach, a platform for model-based treatment support was developed. It includes both general instrumental solutions and basic methodological procedures for the application of the approach. Fig. 2 represents the general architecture of the platform, which includes three core blocks.

Model training block includes a pipeline commonly implemented by data scientists. Still, the pipeline was extended in two aspects. Firstly, it explicitly follows the rule base constructed after the official guidelines, scales, recommendations, etc. to enable referring them within a context of data-driven model application. The rules used in data selection, preprocessing, and filtering. Secondly, the automatic clinical pathway structuring and analysis [48] reveal actual clinical experience in diverse

patient flow even in a single disease. Such decomposition is furtherly used to train a set of data models for sub-clinical groups and provide a trained model with meta-information for their application. Within the implementation, the trained models were stored in \*.pickle files following the predefined interface and implementing methods for checking model applicability and applying it.

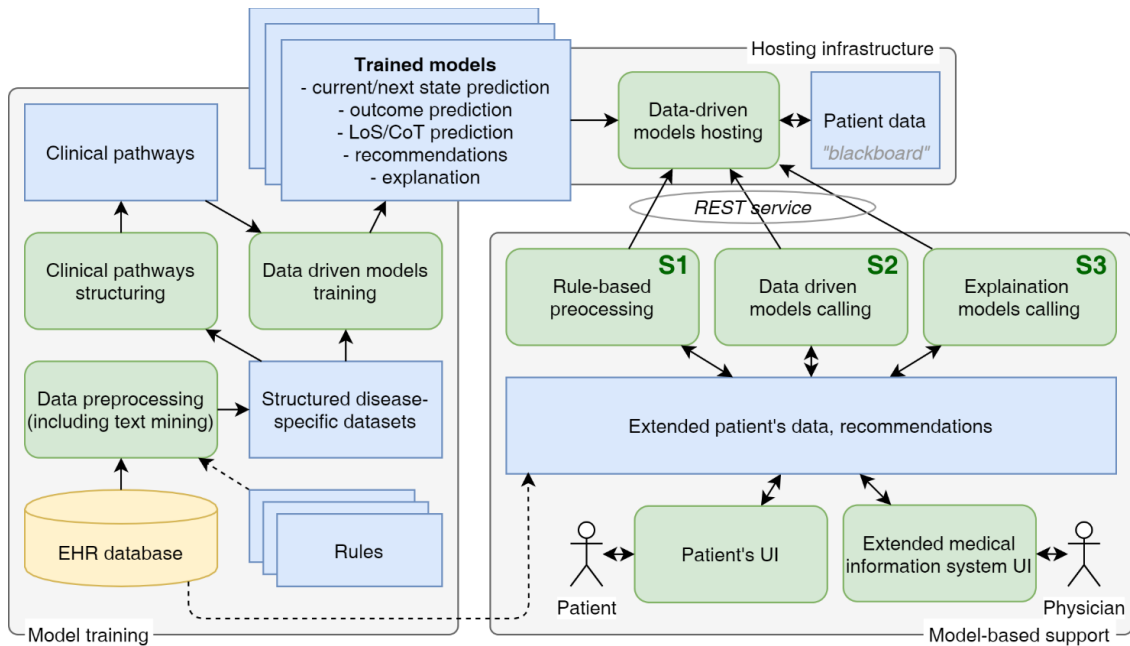


Figure 2 – General architecture

Hosting the model was implemented using Flask framework and blackboard design pattern applying available models to the dictionary of patient's characteristics (blackboard). The model-hosting procedures were implemented as a REST-full web-service accessible from various information systems (including mobile applications and medical information systems [49]). The blackboard pattern enables models from all three stages of the approach to be arranged using a unified interface. At the same time, the approach being implemented implicitly in the hosting algorithm apply the models sequentially by stages.

Model-based support can be implemented in different medical information systems (MIS) (e.g., in an extension module of such system), personalized assisting solutions (including those running on mobile phones, and many others. Within our study, the proposed approach was used in the following implementations:

- integrated module for MIS developed by PMT Online<sup>1</sup> used for the support of chronic patient treatment [49];
- mobile application for daily support of chronic patients [50];
- web-applications for personalized, predictive modeling (see an example in Fig. 3).

<sup>1</sup> <https://pmtonline.ru/>

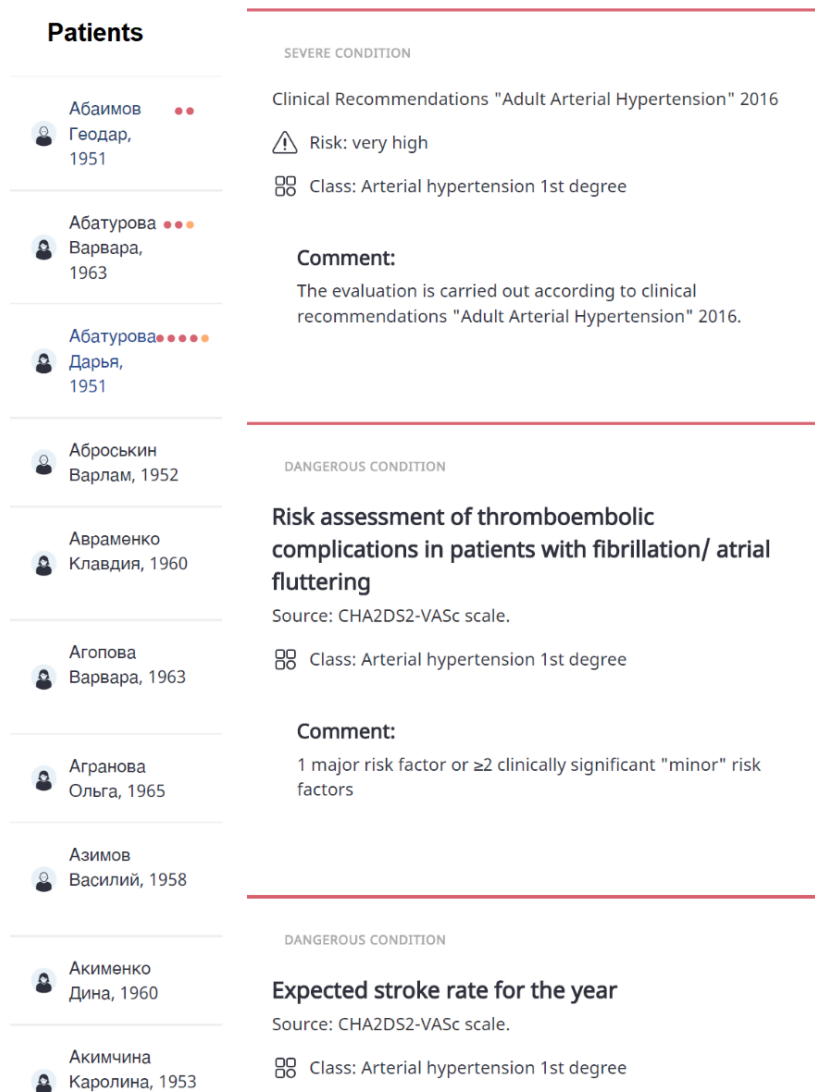


Figure 3 – Experimental web-UI (left panel – synthetic patients (name, year of birth); right panel – results of the application of various DD models with urgency level encoded in labels' color)

During our study, we've been mainly focused on chronic diseases as a target: arterial hypertension, diabetes mellitus, and chronic heart failure were selected as a running example. Each disease was considered within a scope of the proposed approach. At Stage 1, guidelines and scales applicable in the practice of physicians were considered and used to data preprocessing and baseline prediction. At Stage 2, predictive models were developed, trained, and applied based on prepared data and identified typical clinical pathways. Finally, at Stage 3, additional explanation and interpretation of models were applied for better clinical decision support. A summary with the references to further reading is provided in Table 2. References for Stage 1 were provided for official sources. References for Stages 2 and 3 were provided for a detailed description of our implementation of the models.

Table 2 – Implemented pipelines in chronic disease treatment support (overview, references)

Disease	Stage 1	Stage 2	Stage 3
---------	---------	---------	---------



<b>Diabetes mellitus</b>	FINDRISC, guidelines by ESC [51]	Complications, compensation status [52]	Personalized trajectories [52], [53], feature-based explanation
<b>Arterial hypertension</b>	SCORE [54], guidelines by ESC [55]	Therapy effectiveness prediction [56]	Controllability prediction [49]
<b>Chronic heart failure</b>	CHA2DS2-VASc [57]	Stage prediction [58]	Static and dynamic feature importance [58]

## 4.2 Diabetes mellitus case study

This section explains in detail a case study on the implementation of the proposed approach for a single disease, namely, type 2 diabetes mellitus (T2DM).

### 4.2.1 Stage 1 – Basic reasoning

Diabetes mellitus (DM) is one of the most common chronic diseases in the world. World Diabetes Federation experts predicted the number of patients with diabetes will increase by 1.5 times by 2030 and will reach 552 million people. The increase happens mainly due to patients with type 2 diabetes (type 2 diabetes) [59]. For health care, this type of diabetes presents one of the highest priority problems, since this disease is associated with a large number of concomitant diseases, leading to early disability and increased cardiovascular risk. Studies have shown early detection of patients prone to insulin resistance and timely preventive measures reduce the risk of developing the disease in the future. Therefore, special methods are needed to identify the patients at risk.

To date, several diabetic scoring algorithms are used in medical practice in various countries - AUSDRISK, DRS - Diabetes Risk Score, Omani Diabetes risk score, FINDRISK, Danish Diabetes Risk Score, and others [60]–[64]. The literature describes several approaches to treating diabetic scoring scales. A distinctive feature of the first approach is the inclusion of ethnicity characteristics in the set of attributes for calculation T2DM-risk. An example of this approach is the Australian type 2 diabetes risk assessment tool (AUSDRISK) scale. Also, this scale includes signs of smoking, age, gender. The second approach is to create a model for one ethnic population. For example, the Omani Diabetes risk score was created to identify high risk among Omani Arabs. The scale showed good results for its population, but probably a decrease in the prognosis quality for other populations. The third approach to building scales is based on including only those predictors that can be identified using the survey. This approach includes the Danish Diabetes Risk Score. The method includes age (30-60), gender, body mass index, the presence of arterial hypertension, physical activity, and genetic burden for diabetes. This is a high-quality method. However, it predicts the presence of diabetes at the time of measurement. It is impossible to assess the diabetes mellitus risk for future long-time-interval.

One of the most common in medical practice is the Finnish FINDRISK scale questionnaire. This questionnaire is used in medical practice in Russia. It was validated in the Russian population and showed good results [65]. This questionnaire was also tested on populations of other countries and where it also showed the high quality of the prediction [66], [67]. However, this method assesses

a risk over the next ten years. Risk assessment for a shorter time interval will allow better planning of preventive events.

Therefore, it is necessary to create a new scale of high quality and a relatively small interval for predicting. We selected features for calculation T2DM-risk based on the scales mentioned above, studies of features that influence the risk of developing diabetes [63], [68]–[73], current clinical guidelines [74] and expert opinion of endocrinologists from the Almazov National Medical Research Center<sup>2</sup> (one of the leading cardiological centers in Russia). We will consider the advantages of the above scales and try to deal with the shortcomings.

#### ***4.2.2 Stage 2 - Data-driven predictive modeling***

The study included 4,597 patients, 2,534 men, and 2,063 women. Patients were divided into two subgroups: the first subgroup includes 90% of patients who did not show signs of insulin resistance for the next five years, the second group includes 10% of patients who revealed chronic diabetes mellitus of 2 types after the next five years of observation (after measurements). All participants were treated at the Almazov National Medical Research Center in 2000-2019.

Criteria for patient entry into the study:

- Men and women without prediabetes and diabetes of any type and form (including gestational diabetes).
- Age from 18 to 100 years.
- The observation period of at least five years
- Lack of pre-diabetic and diabetic measurements of glucose and glycosylated hemoglobin at the time of start observation

To develop a data-driven predictive model, a selection of machine learning models was used considering the following models: K-Neighbors Classifier, Random Forest Classifier, Logistic Regression, SVC, XGB Classifier. Gaussian NB, Bernoulli NB, Multinomial NB. Parameters were selected using the cross-validation grid-search method. The final quality was checked on a test sample – data that didn't use in model training. Feature engineering was sequentially reducing the initial set of features and checking changes in the model's quality.

As a result, we obtained a model for assessing the risk of type 2 diabetes over the next five years.

Characteristics of the final model:

- Required software - Python 3.6
- Input - a vector of 6 medical indicators influencing the risk of AF
- Output - the probability of developing T2DM within the next five years from the moment of the last measurement

---

<sup>2</sup> <http://www.almazovcentre.ru/?lang=en>

- Calculation algorithm - Gradient boosting over decision trees trained on precedents
- Model accuracy - Accuracy: 70% on the test-samples (Accuracy: 88% on the training samples).

**4.2.3 Stage 3 - Explaining and detailed fact reasoning.**

The model was interpreted using two methods - Shapley Additive explanation (SHAP) and Partial Dependence Plots (PD-graphics). The SHAP method [75] splits the predictions into parts to identify the contribution to the prediction value from a particular attribute. The method is based on the Shapley Vector, a principle used in game theory to determine how much each player in a joint game contributes to its successful outcome. SHAP - values demonstrate how a particular feature contributed to the prediction (compared to prediction with some "basic" value of this trait). Table 3 provides a list of abbreviations for Fig. 4.

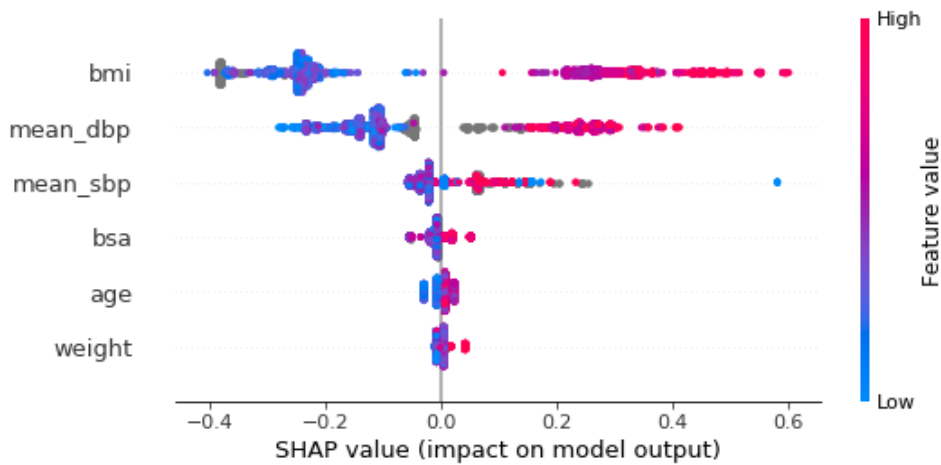


Figure 4 – SHAP chart for the model

Table 3 – Feature's top 5 by the effect on the prediction.

Abbreviations	bmi	mean_dbp	mean_sbp	bsa	age
Decryption	Body mass index	Average diastolic pressure	Average Systolic pressure	Body mass area	Age

As an example of the model's interpretation, let's look at SHAP – values for the top 3 most influential features. The features of body mass index at medium and high values increase the probability of developing AF by an average of 0.4. The mean DBP increases the probability of AF development by an average of 0.2 at high and medium pressure values and decreases by an average of 1.2 at low values. The body surface area contributes to prediction, increased risk only at high values, with average values the average contribution is close to 0, low values reduce the risk.

We interpret the predictive model using Partial Dependence Plots. When constructing this graph, a variable is selected, and its value is continuously changing, while a prediction change is observed and recorded. Fig. 5 and 6 show graphs of the feature's influence on the predictions.

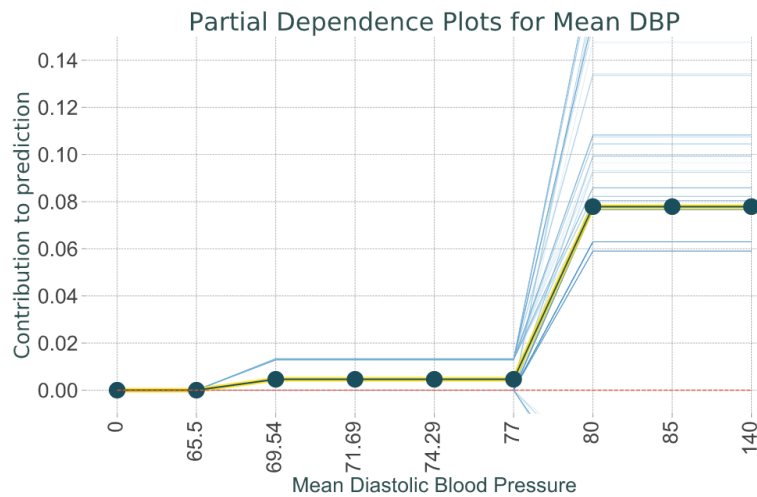


Figure 5 – PD-graph for the features of mean diastolic pressure

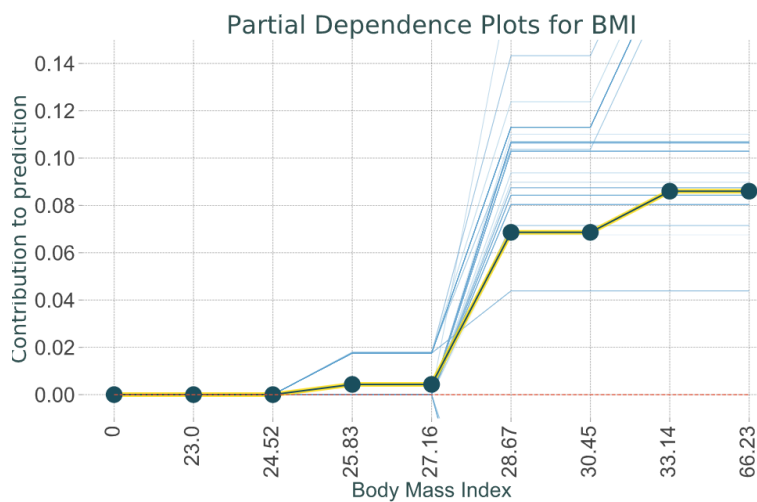


Figure 6 – PD-graph for the features of body mass index

The graphs show that the increase of features values influence on the predicted probability of developing T2DM. With SBP from 80 and BMI from 34, a further increase in the values of symptoms does not make an additional contribution to the variable.

Let us compare the developed method with the most widely applicable method in medical practice - the FINDRISK scale.

Characteristics of the scale:

- Input - a vector of 8 medical indicators identified during the survey
- Output - the probability of developing diabetes within ten years
- Calculation Algorithm - Logistic regression trained on precedents
- Model accuracy - Sensitivity 76.0%, specificity 60.2% for validation in the Siberian population (9360 people aged 45–69 years)[65].

Compared with this scale, the developed model works on fewer features (6 and 8). The model does not require sophisticated medical tests. With the similar quality of a prediction (sensitivity 76.0% and specificity 60.2% versus sensitivity 82.0% and specificity 62%), the lead time of the model is

higher (5 years against 10). Therefore, the method is interpretable and scalable, and the model can be used to assess the risk of T2DM.

People with T2DM are often asymptomatic until complications develop. For this reason, T2DM may remain undetected for many years. Moreover, during the so-called pre-diabetic stage, when people have either impaired glucose tolerance or impaired fasting glucose, damage to blood vessels and nerves may already be underway [76]. Thus, the detection of individuals with prediabetes and undiagnosed T2DM is an important approach to prevent or delay the development of T2DM or its complications. To date, a lot of prediction methods have been developed to identify individuals with unknown T2DM or those with a high risk of T2DM development. Among all predictive modeling approaches, machine learning methods often achieve the highest prediction accuracy. Still, most machine learning models do not explain their prediction result, which precluding their widespread use in healthcare [77]. As was reported in a systematic review in 2013, of the 65 non-invasive diabetes risk assessment tools available worldwide, only ten have reported on their use as a screening tool [78]. Findings from this review suggested that diabetes risk assessment tools were not widely used in practice. Barriers for healthcare practitioners to implement diabetes risk assessment tools were their attitudes toward the tools, impracticality to use the tools, and lack of reimbursement and regulatory support. [78] Also, considering differences in ethnic specificity and influencing factors in different regions, the majority of prediction models may not be readily applicable to all people worldwide. Prediction tools always need to be validated for each population before implementation [79].

Consequently, the machine learning risk prediction system for T2DM, which is interpretable, easy to use, and meet the characteristics of the Russian population, is of current interest.

Developed in this study model predicts the probability of T2DM development in the next five years, has reasonable accuracy, sensitivity, and specificity (70,0%, 76,0%, and 60,2%, respectively), is non-invasive and simple to use, includes only six variables (age, weight, body surface area, body mass index, mean systolic and diastolic blood pressure). These six variables are easy to obtain in clinical practice. Commonly, electronic patient records contain complete information required for this prediction tool, so it can be used to assess an individual's risk without direct face-to-face interaction. Thus, this model could be implemented for detecting individuals with a high risk of T2DM at the population level. However, such variables as blood pressure and body mass index may require an assessment by healthcare providers, so this model is hard may use as a self-administered (by patients) tool. Another limitation of the model is the fact that all patients included in the study were from one medical center. The model's accuracy may change when tested in different cohorts.

For this reason, the tool needs to be tested and validated in other studies. Concerning the interpretability of the model, it is provided with clear, easy to understand plots, providing basic explanations of how the model works. From these plots, it becomes clear, how much a particular

factor contributed to the prediction at a particular value (SHAP plot) and at what value of the factor the highest prognostic capability is achieved (Partial Dependence Plots).

In summary, developed in this study T2DM prediction model can be proposed to estimate the risk of T2DM in routing clinical practice after testing and validation on other samples. Based on the results of T2DM risk assessment by this tool following recommendations can be made: further screening (invasive blood glucose tests such as fasting plasma glucose levels or oral glucose tolerance tests) for those with high risk, lifestyle modification to prevent diabetes in the long- term for those with moderate risk.

## 5. Discussion

We have applied the proposed approach to the analysis and prediction of T2DM, where multiple scales are used in clinical practice [60]–[64]. The approach was elaborated through all three stages, and the results of data-driven predictive modeling were interpreted with both quantitative and structural comparison to the FINDRISK scale. This enabled a conceptual loop over all three stages and provided the following functionality:

- 1) The three-stage approach enables validation of data-driven models in comparison to existing (trustable, manually checked, and widely applied in practice) scoring algorithms. This validation extends a common data-driven modeling pipeline with additional capabilities to assess the quantitative performance of the models (comparing to the scoring algorithm) and their structure (feature engineering compared to the feature selection in the scoring algorithm).
- 2) The data-driven procedures mapped onto a similar interface as the existing scoring algorithm enables natural extension and modification of the algorithm based on its application results during the improvement cycle. This methodology provides a hybrid manual scoring vs. data-driven concurrency environment where continuous improvement could be available through modification of knowledge in Stage 1.
- 3) Furtherly, the implemented loop could be considered as the co-evolution process of the whole three-stage pipeline. It can improve overall performance and functionality, together with integrability and interpretability of the existing clinical business processes (BPs). Conceptual integration of all stages provides a human-understandable interface for decision support systems that can naturally work in practice.

The proposed approach can be applied in a wide variety of contexts. Moreover, the approach furtherly could be translated into multiple areas where legal regulation is combined with a large amount of data available for data-driven predictive modeling. Several examples of such areas could include law, education, human resource management, and many others. At the same time, the approach may support revealing and elaboration of contradictions between formal regulation (considered as an ideal situation) and practice (exposed within the available real-world data). Here the contradiction may be discovered both on the level of diversity description (while comparing and

integration of Stages 1 and 2) and in real-world cases deviating from regulatory rules (while comparing and integration of Stages 1 and 3). Both may lead to the update of the Stage 1 rules, e.g., reworking official recommendation. Furthermore, we believe that with a certain level of trust achieved by data-driven models, such models could be explicitly included in the official rules providing an enhanced level of automation and intelligent support of operational activity in corresponding areas.

One of the possible directions of the development is focusing on the real-world behavior of agents, including decision-makers (physicians), clients (patients), and others. For instance, the extension of the decision beyond simple utility expectations with behavioral or information-processing approaches became one of the most recent directions of the research [80]. The proposed approach, combined with appropriate models, enables discovery and interpretation of real-world patterns in expert practice to both enhance Stage 1 rules and support the experts with tighter integration into existing BPs.

The issue of integration of the decision support functionality to the BPs is quite crucial due to several circumstances. Firstly, the existing BPs usually follow the Stage 1 rules as it is prescribed to the practitioners to work in a predefined way. The modification of such processes should consider limitations to provide proper and useful support. Secondly, any modifications should be applied to the existing BPs "as is" considering the human-centered activity of practitioners (not too ideal BPs). Third, the modification of BP should consider all types of the system's elements, namely, agents, IT solutions, resources, facilities, etc. Moreover, the DSS (and CDSS in particular) used to be an element of the IT sub-system. Therefore, good decision support should consider peculiarities of human-computer interaction [3] and adaptation of support during the practice where both DSS and BP are co-evolving to some stable state.

## 6. Conclusion

In this paper, we have proposed a systematic, hybrid approach for the more trustable, valid, and interpretable CDSS using a combination of domain-specific knowledge and intelligent **technologies**. The approach introduces best practices for building CDSS that can be effectively adopted within the clinical pipelines, improve the quality of decision making, and keep their supportive efficiency for a long period.

**Acknowledgments.** This work was financially supported by the Government of the Russian Federation through the ITMO fellowship and professorship program. This research is financially supported by The Russian Science Foundation, Agreement #19-11-00326.

## References

- [1] A. Wright and D. F. Sittig, "A four-phase model of the evolution of clinical decision support architectures," *Int. J. Med. Inform.*, vol. 77, no. 10, pp. 641–649, 2008.
- [2] R. T. Sutton, D. Pincock, D. C. Baumgart, D. C. Sadowski, R. N. Fedorak, and K. I. Kroeker, "An overview of

- clinical decision support systems: benefits, risks, and strategies for success," *npj Digit. Med.*, vol. 3, no. 1, p. 17, Dec. 2020.
- [3] K. V. Bolgova, S. V. Kovalchuk, M. A. Balakhontceva, N. E. Zvartau, and O. G. Metsker, "Human Computer Interaction During Clinical Decision Support With Electronic Health Records Improvement," *Int. J. E-Health Med. Commun.*, vol. 11, no. 1, pp. 93–106, Jan. 2020.
- [4] G. Kong, D.-L. Xu, and J.-B. Yang, "Clinical Decision Support Systems: A Review on Knowledge Representation and Inference Under Uncertainties," *Int. J. Comput. Intell. Syst.*, vol. 1, no. 2, pp. 159–167, May 2008.
- [5] C. Rudin, "Stop explaining black box machine learning models for high stakes decisions and use interpretable models instead," *Nat. Mach. Intell.*, vol. 1, no. 5, pp. 206–215, May 2019.
- [6] P. Szolovits, "Uncertainty and Decisions in Medical Informatics," *Methods Inf. Med.*, vol. 34, no. 01/02, pp. 111–121, Feb. 1995.
- [7] T. K. Das, "Intelligent Techniques in Decision Making: A Survey," *Indian J. Sci. Technol.*, vol. 9, no. 12, Apr. 2016.
- [8] R. M. Sailors *et al.*, "Testing and validation of computerized decision support systems.," *Proc. a Conf. Am. Med. Informatics Assoc. AMIA Fall Symp.*, pp. 234–8, 1996.
- [9] B. Meyer, "Seven Principles of Software Testing," *Computer (Long. Beach. Calif.)*, vol. 41, no. 8, pp. 99–101, Aug. 2008.
- [10] M. Hussain *et al.*, "Data-driven knowledge acquisition, validation, and transformation into HL7 Arden Syntax," *Artif. Intell. Med.*, vol. 92, pp. 51–70, Nov. 2018.
- [11] D. M. Eddy, W. Hollingworth, J. J. Caro, J. Tsevat, K. M. McDonald, and J. B. Wong, "Model Transparency and Validation: A Report of the ISPOR-SMDM Modeling Good Research Practices Task Force-7," *Value Heal.*, vol. 15, no. 6, pp. 843–850, Sep. 2012.
- [12] J. Gaebel *et al.*, "Modeling and processing up-to-dateness of patient information in probabilistic therapy decision support," *Artif. Intell. Med.*, vol. 104, p. 101842, Apr. 2020.
- [13] G. J. Tso *et al.*, "Test Case Selection in Pre-Deployment Testing of Complex Clinical Decision Support Systems.," *AMIA Jt. Summits Transl. Sci. proceedings. AMIA Jt. Summits Transl. Sci.*, vol. 2016, pp. 240–9, 2016.
- [14] C. Ross and I. Swetlitz, "IBM's Watson supercomputer recommended 'unsafe and incorrect' cancer treatments, internal documents show," *Stat+*, 2018. .
- [15] N. Ain, G. Vaia, W. H. DeLone, and M. Waheed, "Two decades of research on business intelligence system adoption, utilization and success – A systematic literature review," *Decis. Support Syst.*, vol. 125, p. 113113, Oct. 2019.
- [16] D. Arnott and G. Pervan, "A Critical Analysis of Decision Support Systems Research Revisited: The Rise of Design Science," *J. Inf. Technol.*, vol. 29, no. 4, pp. 269–293, Dec. 2014.
- [17] H. Scarbrough, J. Swan, K. Amaeshi, and T. Briggs, "Exploring the Role of Trust in the Deal-Making Process for Early-Stage Technology Ventures," *Entrep. Theory Pract.*, vol. 37, no. 5, pp. 1203–1228, Sep. 2013.
- [18] G. L. Alexander, "Issues of Trust and Ethics in Computerized Clinical Decision Support Systems," *Nurs. Adm. Q.*, vol. 30, no. 1, pp. 21–29, Jan. 2006.
- [19] L. Steels and R. L. De Mantaras, "The Barcelona declaration for the proper development and usage of artificial intelligence in Europe," *AI Commun.*, 2018.
- [20] D. Brown, A. Aldea, R. Harrison, C. Martin, and I. Bayley, "Temporal case-based reasoning for type 1 diabetes mellitus bolus insulin decision support," *Artif. Intell. Med.*, 2018.
- [21] Y. Shen *et al.*, "An ontology-driven clinical decision support system (IDDAP) for infectious disease diagnosis and antibiotic prescription," *Artif. Intell. Med.*, 2018.
- [22] B. Thanathornwong, "Bayesian-based decision support system for assessing the needs for orthodontic treatment," *Healthc. Inform. Res.*, 2018.
- [23] U. Segundo *et al.*, "Improvement of newborn screening using a fuzzy inference system," *Expert Syst. Appl.*, 2017.
- [24] L. Anselma, A. Mazzei, and F. De Michieli, "An artificial intelligence framework for compensating transgressions and its application to diet management," *J. Biomed. Inform.*, 2017.
- [25] J. A. Mendez *et al.*, "Improving the anesthetic process by a fuzzy rule based medical decision system," *Artif. Intell. Med.*, 2018.
- [26] L. Parisi, N. RaviChandran, and M. L. Manaog, "Feature-driven machine learning to improve early diagnosis of parKinson's disease," *Expert Syst. Appl.*, 2018.
- [27] A. E. Aladag, S. Muderrisoglu, N. B. Akbas, O. Zahmacioglu, and H. O. Bingol, "Detecting suicidal ideation on forums: Proof-of-concept study," *J. Med. Internet Res.*, 2018.
- [28] D. Gil, J. L. Girela, J. Azorín, A. De Juan, and J. De Juan, "Identifying central and peripheral nerve fibres with an artificial intelligence approach," *Appl. Soft Comput. J.*, 2018.
- [29] M. Srividya, S. Mohanavalli, and N. Bhalaji, "Behavioral Modeling for Mental Health using Machine Learning Algorithms," *J. Med. Syst.*, 2018.
- [30] B. López, F. Torrent-Fontbona, R. Viñas, and J. M. Fernández-Real, "Single Nucleotide Polymorphism relevance learning with Random Forests for Type 2 diabetes risk prediction," *Artif. Intell. Med.*, 2018.
- [31] A. D. Orjuela-Cañón, J. E. Camargo Mendoza, C. E. Awad García, and E. P. Vergara Vela, "Tuberculosis diagnosis support analysis for precarious health information systems," *Comput. Methods Programs Biomed.*,



- 2018.
- [32] H. Wang, Y. Lv, H. Chen, Y. Li, Y. Zhang, and Z. Lu, "Smart pathological brain detection system by predator-prey particle swarm optimization and single-hidden layer neural-network," *Multimed. Tools Appl.*, 2018.
- [33] A. M. Vukicevic, G. R. Jovicic, M. N. Jovicic, V. L. Milicevic, and N. D. Filipovic, "Assessment of cortical bone fracture resistance curves by fusing artificial neural networks and linear regression," *Comput. Methods Biomech. Biomed. Engin.*, 2018.
- [34] M. Dorado-Moreno, M. Pérez-Ortiz, P. A. Gutiérrez, R. Ciria, J. Briceño, and C. Hervás-Martínez, "Dynamically weighted evolutionary ordinal neural network for solving an imbalanced liver transplantation problem," *Artif. Intell. Med.*, 2017.
- [35] C. J. Kelly, A. Karthikesalingam, M. Suleyman, G. Corrado, and D. King, "Key challenges for delivering clinical impact with artificial intelligence," *BMC Medicine*. 2019.
- [36] T. Ali and S. Lee, "Reconciliation of SNOMED CT and domain clinical model for interoperable medical knowledge creation," in *Proceedings of the Annual International Conference of the IEEE Engineering in Medicine and Biology Society, EMBS*, 2017.
- [37] J. I. Wolfstadt *et al.*, "The effect of computerized physician order entry with clinical decision support on the rates of adverse drug events: A systematic review," *J. Gen. Intern. Med.*, 2008.
- [38] D. L. Sanders and D. Aronsky, "Biomedical Informatics Applications for Asthma Care: A Systematic Review," *Journal of the American Medical Informatics Association*. 2006.
- [39] F. Moineddin, R. Moineddin, A. R. Jadad, J. S. Hamid, T. To, and J. Beyene, "Application of biomedical informatics to chronic pediatric diseases: A systematic review," *BMC Med. Inform. Decis. Mak.*, 2009.
- [40] A. A. J. Scoglio, E. D. Reilly, J. A. Gorman, and C. E. Drebing, "Use of social robots in mental health and well-being research: Systematic review," *Journal of Medical Internet Research*. 2019.
- [41] C. L. Jackson, S. Bolen, F. L. Brancati, M. L. Batts-Turner, and T. L. Gary, "A systematic review of interactive computer-assisted technology in diabetes care: Interactive information technology in diabetes care," *J. Gen. Intern. Med.*, 2006.
- [42] W. C. Reis *et al.*, "Impact on process results of clinical decision support systems (CDSS) applied to medication use: Overview of systematic reviews," *Pharm. Pract. (Granada)*, 2017.
- [43] M. W. M. Jaspers, M. Smeulders, H. Vermeulen, and L. W. Peute, "Effects of clinical decision-support systems on practitioner performance and patient outcomes: A synthesis of high-quality systematic review findings," *J. Am. Med. Informatics Assoc.*, 2011.
- [44] B. Maat, C. M. A. Rademaker, M. I. Oostveen, T. G. Krediet, T. C. G. Egberts, and C. W. Bollen, "The effect of a computerized prescribing and calculating system on hypo- and hyperglycemias and on prescribing time efficiency in neonatal intensive care patients," *J. Parenter. Enter. Nutr.*, 2013.
- [45] A. K. Chapman, C. U. Lehmann, P. K. Donohue, and S. W. Aucott, "Implementation of computerized provider order entry in a neonatal intensive care unit: Impact on admission workflow," *Int. J. Med. Inform.*, 2012.
- [46] Z. Dong, Z. Yin, M. He, X. Chen, X. Lv, and S. Yu, "Validation of a guideline-based decision support system for the diagnosis of primary headache disorders based on ICHD-3 beta," *J. Headache Pain*, 2014.
- [47] G. Polese, "A decision support system for evidence based medicine," *J. Vis. Lang. Comput.*, 2014.
- [48] S. V. Kovalchuk, A. A. Funkner, O. G. Metsker, and A. N. Yakovlev, "Simulation of patient flow in multiple healthcare units using process and data mining techniques for model identification," *J. Biomed. Inform.*, vol. 82, pp. 128–142, Jun. 2018.
- [49] L. Elkhovskaya, M. Kabyshev, A. Funkner, M. Balakhontceva, V. Fonin, and S. Kovalchuk, "Personalized Assistance for Patients with Chronic Diseases Through Multi-Level Distributed Healthcare Process Assessment," *Stud. Health Technol. Inform.*, vol. 261, pp. 309–312, 2019.
- [50] M. V. Kabyshev and S. V. Kovalchuk, "Development of personalized mobile assistant for chronic disease patients: diabetes mellitus case study," *Procedia Comput. Sci.*, vol. 156, pp. 123–133, 2019.
- [51] "ESC Guidelines on diabetes, prediabetes, and cardiovascular diseases developed in collaboration with the EASD," *Eur. Heart J.*, vol. 34, no. 39, pp. 3035–3087, Oct. 2013.
- [52] I. Derevitskii, A. Funkner, O. Metsker, and S. Kovalchuk, "Graph-Based Predictive Modelling of Chronic Disease Development: Type 2 DM Case Study.," *Stud. Health Technol. Inform.*, vol. 261, pp. 150–155, 2019.
- [53] I. V. Derevitskii and S. V. Kovalchuk, "Analysis course of the disease of type 2 diabetes patients using Markov chains and clustering methods.," *Procedia Comput. Sci.*, vol. 156, pp. 114–122, 2019.
- [54] "SCORE Risk Charts. The European cardiovascular disease risk assessment model." [Online]. Available: <https://www.escardio.org/Education/Practice-Tools/CVD-prevention-toolbox/SCORE-Risk-Charts>.
- [55] B. Williams *et al.*, "2018 ESC/ESH Guidelines for the management of arterial hypertension," *Eur. Heart J.*, vol. 39, no. 33, pp. 3021–3104, Sep. 2018.
- [56] A. Semakova, N. Zvartau, K. Bochenina, and A. Konradi, "Towards Identifying of Effective Personalized Antihypertensive Treatment Rules from Electronic Health Records Data Using Classification Methods: Initial Model," *Procedia Comput. Sci.*, vol. 121, pp. 852–858, 2017.
- [57] G. Y. H. Lip, R. Nieuwlaat, R. Pisters, D. A. Lane, and H. J. G. M. Crijns, "Refining Clinical Risk Stratification for Predicting Stroke and Thromboembolism in Atrial Fibrillation Using a Novel Risk Factor-Based Approach," *Chest*, vol. 137, no. 2, pp. 263–272, Feb. 2010.
- [58] K. Balabaeva and S. Kovalchuk, "Comparison of Temporal and Non-Temporal Features Effect on Machine Learning Models Quality and Interpretability for Chronic Heart Failure Patients," *Procedia Comput. Sci.*, vol. 156, pp. 87–96, 2019.

- [59] B. International Diabetes Federation: IDF Diabetes Atlas. 5th edition. Brussels, *International Diabetes Federation: IDF Diabetes Atlas. 5th edition. Brussels, Belgium: International Diabetes Federation; 2011.* 2017.
- [60] L. Chen *et al.*, "AUSDRISK: An Australian Type 2 Diabetes Risk Assessment Tool based on demographic, lifestyle and simple anthropometric measures," *Med. J. Aust.*, 2010.
- [61] M. Liu, C. Pan, and M. Jin, "A Chinese diabetes risk score for screening of undiagnosed diabetes and abnormal glucose tolerance," *Diabetes Technol. Ther.*, 2011.
- [62] J. A. Al-Lawati and J. Tuomilehto, "Diabetes risk score in Oman: A tool to identify prevalent type 2 diabetes among Arabs of the Middle East," *Diabetes Res. Clin. Pract.*, 2007.
- [63] J. Lindström and J. Tuomilehto, "The diabetes risk score: A practical tool to predict type 2 diabetes risk," *Diabetes Care*, 2003.
- [64] C. Glümer, B. Carstensen, A. Sandbæk, T. Lauritzen, T. Jørgensen, and K. Borch-Johnsen, "A Danish Diabetes Risk Score for Targeted Screening: The Inter99 study," *Diabetes Care*, 2004.
- [65] "Валидизация финской шкалы риска «Findrisc» на европеоидной популяции Сибири," *Сахарный диабет*, 2016.
- [66] K. Makrilakis *et al.*, "Validation du questionnaire finlandais calculant un score de risque de diabète (FINDRISC) pour le dépistage du diabète de type 2, des anomalies de la glycorégulation et du syndrome métabolique en Grèce," *Diabetes Metab.*, vol. 37, no. 2, pp. 144–151, Apr. 2011.
- [67] G. Štiglic, N. Fijačko, A. Stožer, A. Sheikh, and M. Pajnikhar, "Validation of the Finnish Diabetes Risk Score (FINDRISC) questionnaire for undiagnosed type 2 diabetes screening in the Slovenian working population," *Diabetes Res. Clin. Pract.*, 2016.
- [68] D. Vancampfort, R. I. G. Holt, B. Stubbs, M. De Hert, K. Samaras, and A. J. Mitchell, "Type 2 Diabetes Mellitus," in *Life-Threatening Effects of Antipsychotic Drugs*, 2016.
- [69] A. D. Association, "Type 2 Diabetes in Children and Adolescents," *Pediatrics*, vol. 105, no. 3, pp. 671–680, Mar. 2000.
- [70] M. P. Stern, K. Williams, and S. M. Haffner, "Identification of persons at high risk for type 2 diabetes mellitus: Do we need the oral glucose tolerance test?," *Ann. Intern. Med.*, 2002.
- [71] N. Barakat, A. P. Bradley, and M. N. H. Barakat, "Intelligible support vector machines for diagnosis of diabetes mellitus," *IEEE Trans. Inf. Technol. Biomed.*, 2010.
- [72] S. Abhari, S. R. Niakan Kalhori, M. Ebrahimi, H. Hasannejadasl, and A. Garavand, "Artificial Intelligence Applications in Type 2 Diabetes Mellitus Care: Focus on Machine Learning Methods," *Healthc. Inform. Res.*, vol. 25, no. 4, p. 248, 2019.
- [73] O. Ozougwu, "The pathogenesis and pathophysiology of type 1 and type 2 diabetes mellitus," *J. Physiol. Pathophysiol.*, 2013.
- [74] I. I. Dedov *et al.*, "Алгоритмы специализированной медицинской помощи больным сахарным диабетом. 8-ая редакция," *Diabetes Mellit.*, 2017.
- [75] S. M. Lundberg and S.-I. Lee, "A Unified Approach to Interpreting Model Predictions," in *Advances in Neural Information Processing Systems 30*, I. Guyon, U. V Luxburg, S. Bengio, H. Wallach, R. Fergus, S. Vishwanathan, and R. Garnett, Eds. Curran Associates, Inc., 2017, pp. 4765–4774.
- [76] S. M. Grundy, "Prediabetes, metabolic syndrome, and cardiovascular risk," *Journal of the American College of Cardiology*. 2012.
- [77] L. G., "Automatically explaining machine learning prediction results: A demonstration on type 2 diabetes risk prediction," *Heal. Inf. Sci. Syst.*, 2016.
- [78] T. Dhippayom, N. Chaikunapruk, and I. Krass, "How diabetes risk assessment tools are implemented in practice: A systematic review," *Diabetes Research and Clinical Practice*. 2014.
- [79] C. M. Phillips, P. M. Kearney, V. J. McCarthy, J. M. Harrington, A. P. Fitzgerald, and I. J. Perry, "Comparison of diabetes risk score estimates and cardiometabolic risk profiles in a middle-aged irish population," *PLoS One*, 2013.
- [80] D. M. Oppenheimer and E. Kelso, "Information Processing as a Paradigm for Decision Making," *Annu. Rev. Psychol.*, vol. 66, no. 1, pp. 277–294, Jan. 2015.