

Globally Optimal Solution to Inverse Kinematics of 7DOF Serial Manipulator

Pavel Trutman Mohab Safey El Din
 CIIRC CTU in Prague Sorbonne Université, LIP6 CNRS
 Didier Henrion Tomas Pajdla
 LAAS-CNRS, FEE CTU in Prague CIIRC CTU in Prague

July 27, 2020

Abstract

The Inverse Kinematics (IK) problem is to find robot control parameters to bring it into the desired position under the kinematics and collision constraints. We present a global solution to the optimal IK problem for a general serial 7DOF manipulator with revolute joints and a quadratic polynomial objective function. We show that the kinematic constraints due to rotations can all be generated by second-degree polynomials. This is important since it significantly simplifies further step where we find the optimal solution by Lasserre relaxations of non-convex polynomial systems. We demonstrate that the second relaxation is sufficient to solve the 7DOF IK problem. Our approach is certifiably globally optimal. We demonstrate the method on the 7DOF KUKA LBR IIWA manipulator and show that we are able to compute the optimal IK or certify in-feasibility in 99 % tested poses.

1 Introduction

The Inverse Kinematics (IK) problem is one of the most important problems in robotics [26]. The problem is to find robot control parameters to bring it into the desired position under the kinematics and collision constraints [13].

The IK problem has been extensively studied in robotics and control [23, 24]. The classical formulation [23] of the problem for 6 degrees of freedom (6DOF) serial manipulators leads to solving systems of polynomial equations [4, 27]. This is in general hard (“EXPSPACE complete” [21]) algebraic

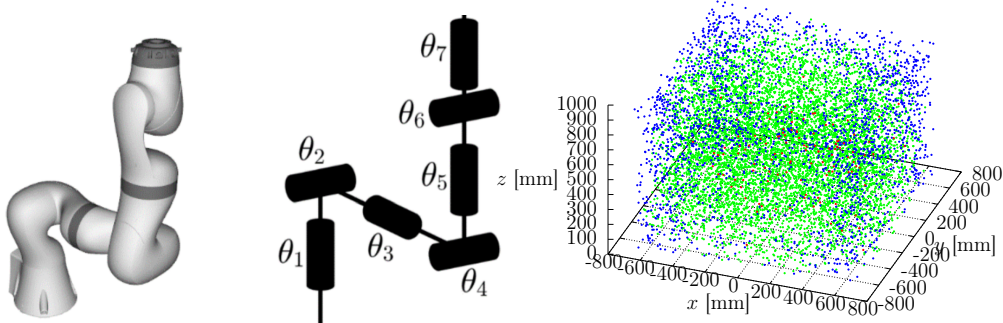


Figure 1: (left) 7DOF serial manipulator (KUKA LBR IIWA), and (middle) its kinematic model [15]. (right) We can optimally solve its inverse kinematics (green) or find it infeasible (blue) in 99 % of 10 000 tested poses.

computational problem, but practical solving methods have been developed for 6DOF manipulators [23, 20, 7].

An important generalization of the IK problem aims at finding the optimal control parameters for an under-constrained mechanism, i.e. when the number of controlled joints in a manipulator is larger than six. Then, an algebraic computation problem turns into an optimization problem over an algebraic variety [4] of possible IK solutions. It is particularly convenient to choose a polynomial objective function to arrive at a semi-algebraic optimization problem [17].

Semi-algebraic optimization problems are in general non-convex but can be solved with certified global optimality [18] using the Lasserre hierarchy of convex optimization problems [17]. Computationally, however, semi-algebraic optimization problems are in general extremely hard and were often considered too expensive to be used in practice. In this paper, we show that using “algebraic pre-processing” in semi-algebraic optimization methods becomes practical in solving the IK problem of general 7DOF serial manipulators with a polynomial objective function.

1.1 Contribution

Our main contributions are:

- (1) We prove that the variety of IK solutions of all generic 7DOF revolute serial manipulators can be generated by second-degree polynomials only (Theorem 1). This considerably reduces the complexity of semi-algebraic optimization and makes it computationally feasible.
- (2) We provide a method for computing a globally optimal solution to the IK

problem for a general 7DOF serial manipulator with a polynomial objective function.

(3) We demonstrate that our approach works on a practical 7DOF KUKA LBR IIWA manipulator and allows us to solve 99 % configurations while the straightforward semi-algebraic optimization fails in approx 34 % of cases.

(4) We employ techniques from algebraic geometry [4] and polynomial optimization [18] to solve the 7DOF IK problem exactly (within the numerical accuracy of computation). Our approach is also able to certify the in-feasibility of solving when it happens.

2 Previous work

The first breakthrough in solving IK problems was the global solution to IK for a general 6DOF serial manipulator, which was given in [25, 20]. It leads to solving a polynomial system with 16 solutions. Another important result was the solution to the forward kinematics problem of the Stewart-Gough parallel manipulator platform [19] leading to a polynomial system with 40 solutions. See recent work [5] for the review of local and other approximate techniques for solving IK problems. We next review only the most relevant work.

2.1 The most relevant previous work

The closest previous works are related to solving IK for mechanisms, which are under-constrained when considering positions of the final actuator only. The standard approach is to employ additional dynamics, time optimality, and collision constraints.

In [6], a technique for planning dynamic whole-body motion of a humanoid robot has been developed. It solves IK as a part of motion planning by local optimization methods taking into account kinematics, dynamics, and collision model. The planning method requires good initialization to converge, and depending on the quality of the initialization may take from minutes to hours of running time. Our approach provides a globally optimal solution for 7DOF kinematics subchains of more complex mechanisms and could be used to initialize kinematic part of motion planning.

Work [15] presented IK solution for 7DOF manipulators with zero link offsets, e.g. KUKA LBR IIWA manipulators. The solution uses special kinematics of its class of manipulators to decompose the general IK problem to two simpler IK problems that can be solved in a closed-form. The one-dimensional variety of self-motions becomes circular, and hence the paper

proposes to parameterize it by the angle of a point of the circle. Our approach generalizes this solution to a general 7DOF manipulator and shows that it is feasible to solve the IK problem for completely general 7DOF manipulators and optimize over their self-motion varieties.

Paper [5] presents a global (approximate) solution to IK for 7DOF manipulators. It formulates the IK problem as a mixed-integer convex optimization program. The key idea of the paper is to approximate the non-convex space of rotations by piecewise linear functions on several intervals that partition the original space. This turns the original non-convex problem into an approximate convex problem when the right interval is chosen. Selecting the values of auxiliary binary variables to pick the actual interval of approximation leads to the integer part of the optimization. This is the first practical globally optimal approach, but it is only approximate and as such delivers solutions with errors in units of centimeters and units of degrees. It also fails to detect about 5 % of infeasible poses. Our approach solves the original problem with sub- 10^{-4} mm and sub- 10^{-2} degree error and we can solve/decide the feasibility in all but 1 % of tested cases. Computation times of [5] and our approach are roughly similar, in units of seconds.

3 Problem formulation

Here we formulate the IK problem for the 7DOF serial manipulators as a semi-algebraic optimization problem with a polynomial objective function.

The task is to find joint coordinates of the manipulator in a way that the end-effector reaches the desired pose in space. The IK problem is called under-constrained for manipulators, which have more DOF than they require to execute the given task. In our case, to reach the desired pose in space, manipulators require to have six DOF, and therefore the IK problem for a 7DOF manipulator is under-constrained. The consequence is that the IK problem has an infinite number of solutions for reachable generic end-effector poses for such manipulators. This results in the self-motion property of these manipulators. Self-motion is a motion of a manipulator, which is not observed in the task space, i.e. the end-effector pose of the manipulator is static while the links of the manipulator are moving. Therefore, moving the manipulator along a path consisting of joint configurations of different solutions of the IK problem for the same pose in space will result in the self-motion of the manipulator.

The self-motion property provides the manipulator more adaptability since it allows, e.g. to avoid more obstacles in the paths and to avoid singularities, which leads to a more versatile mechanism.

On the other hand, increasing the degrees of freedom increases dramatically the difficulty of the IK problem computation. The IK problem has no longer a finite number of solutions. It can be formulated as a constrained optimization problem choosing the optimal solution from the set of all feasible solutions.

3.1 Scope of the proposed method

In this work, we present a general method for solving the IK problem for 7DOF serial manipulators. We aim at a method that solves the IK problem, and that selects the globally optimal solution w.r.t. the given objective function from the infinite number of all feasible solutions. It is naturally more time consuming to find the global solution than to find any solution, and therefore we do not expect our method to be an on-line method. For on-line methods, such as used in the control units of the manipulators, the local methods are more suitable as they are fast and sufficiently accurate.

We see the application of our presented method in the developing process and the exploration of the capabilities of the manipulators. The off-line method suits these tasks well as we are not typically limited by time. Such a method can be used with an advantage when designing new 7DOF serial manipulators and optimizing their parameters, such as manipulability in regions of interest of the Cartesian space. We see this as a reasonable approach as 7DOF serial manipulators are currently the most common redundant manipulators in the industry.

With regard to the presented scope, we next show how the IK problem for 7DOF serial manipulators can be modeled as a polynomial optimization problem (POP).

3.2 Description by forward kinematics

We describe manipulators by Denavit-Hartenberg (D-H) convention [10] to construct D-H transformation matrices $M_i(\theta_i) \in \mathbb{R}^{4 \times 4}$ from link i to $i - 1$. D-H matrices are parametrized by the joint angles θ_i . The product of the D-H matrices for i from 1 to 7 gives us the transformation matrix M , which represents the transformation from the end-effector coordinate system to the base coordinate system

$$\prod_{i=1}^7 M_i(\theta_i) = M. \quad (1)$$

The matrix M consists of the position vector $t \in \mathbb{R}^3$ and the rotation matrix $R \in SO(3)$, which together represent the end-effector pose w.r.t. the base coordinate system. When knowing the joint angles θ_i , easy evaluation Eqn. (1) gives the end-effector pose in the base coordinate system.

Due to kinematics constraints, manipulators come with joint limits, i.e. with restrictions on the joint angles θ_i . Typically, maximal θ_i^{High} and minimal θ_i^{Low} values of joint angles are given as

$$\theta_i^{Low} \leq \theta_i \leq \theta_i^{High}, \quad i = 1, \dots, 7. \quad (2)$$

3.3 Inverse kinematics problem

The forward kinematics problem is very easy to solve for serial manipulators. On the other hand, the IK problem is much more difficult since it leads to solving systems of polynomial equations. To solve the IK problem we set up our desired pose of the end-effector in the form of matrix M and then solve matrix Eqn. (1) for the joint coordinates θ_i . For redundant manipulators, there is an infinite number of solutions, and therefore we introduce an objective function to select the solution on which the evaluation of the objective function is minimal. In our case, we prefer the solutions that minimize the weighted sum of distances of the joint angles $\boldsymbol{\theta} = [\theta_1, \dots, \theta_7]^\top$ from their preferred values $\hat{\boldsymbol{\theta}} = [\hat{\theta}_1, \dots, \hat{\theta}_7]^\top$

$$\min_{\boldsymbol{\theta} \in \langle -\pi; \pi \rangle^7} \sum_{i=1}^7 w_i \left((\theta_i - \hat{\theta}_i) \bmod \pi \right), \quad (3)$$

where $w_i \geq 0$ and $\sum_{i=1}^7 w_i = 1$. This objective function is widely used in the literature, e.g. [22]. In practice, the preferred values $\hat{\boldsymbol{\theta}}$ can be set to the previous configuration of the manipulator, and then the total movement of the actuators to reach the desired pose is minimized.

Next, we add joint limits to obtain the following optimization problem

$$\begin{aligned} & \min_{\boldsymbol{\theta} \in \langle -\pi; \pi \rangle^7} \sum_{i=1}^7 w_i \left((\theta_i - \hat{\theta}_i) \bmod \pi \right) \\ & \text{s.t. } \prod_{i=1}^7 M_i(\theta_i) = M \\ & \quad \theta_i^{Low} \leq \theta_i \leq \theta_i^{High} \quad (i = 1, \dots, 7) \end{aligned} \quad (4)$$

To be able to use techniques of polynomial optimization, we need to remove trigonometric functions that are contained in Eqn. (1). We do that by introducing new variables $\mathbf{c} = [c_1, \dots, c_7]^\top$ and $\mathbf{s} = [s_1, \dots, s_7]^\top$, which represent the cosines and sines of the joint angles $\boldsymbol{\theta} = [\theta_1, \dots, \theta_7]^\top$ respectively.

Then, we can rewrite Problem (4) in the new variables. In order to preserve the structure, we need to add the trigonometric identities

$$q_i(\mathbf{c}, \mathbf{s}) = c_i^2 + s_i^2 - 1 = 0, \quad i = 1, \dots, 7. \quad (5)$$

Matrix Eqn. (1) contains 12 trigonometric equations and can be directly rewritten as 12 polynomial equations of degrees up to seven in the newly introduced variables. However, we use the following clever manipulation with the matrix multiplication, which relies on the fact that the inverse of a rotation matrix is its transpose, i.e. it is a linear function of the original matrices,

$$\prod_{i=3}^5 M_i(\theta_i) - M_2^{-1}(\theta_2)M_1^{-1}(\theta_1)MM_7^{-1}(\theta_7)M_6^{-1}(\theta_6) = 0. \quad (6)$$

It reduces the maximal degree of the polynomials in unknowns \mathbf{c} and \mathbf{s} to four. We denote these polynomials in Eqn. (6) as

$$p_j(\mathbf{c}, \mathbf{s}) = 0, \quad j = 1, \dots, 12 \quad (7)$$

The next step is to change objective (3) into a polynomial in the new variables \mathbf{c}, \mathbf{s} . We notice that the objective function (3) is minimal on the same solutions as the following objective function

$$\min_{\mathbf{c} \in \langle -1, 1 \rangle^7, \mathbf{s} \in \langle -1, 1 \rangle^7} \sum_{i=1}^7 w_i \left((c_i - \cos \hat{\theta}_i)^2 + (s_i - \sin \hat{\theta}_i)^2 \right) \quad (8)$$

$$= \min_{\mathbf{c} \in \langle -1, 1 \rangle^7, \mathbf{s} \in \langle -1, 1 \rangle^7} \sum_{i=1}^7 2w_i (1 - c_i \cos \hat{\theta}_i - s_i \sin \hat{\theta}_i). \quad (9)$$

After rewriting the joint limits inequalities into the polynomial form, we obtain the following polynomial optimization problem

$$\begin{aligned} & \min_{\mathbf{c} \in \langle -1, 1 \rangle^7, \mathbf{s} \in \langle -1, 1 \rangle^7} \sum_{i=1}^7 2w_i (1 - c_i \cos \hat{\theta}_i - s_i \sin \hat{\theta}_i) \\ & \text{s.t.} \quad \begin{aligned} p_j(\mathbf{c}, \mathbf{s}) &= 0 & (j = 1, \dots, 12) \\ q_i(\mathbf{c}, \mathbf{s}) &= 0 & (i = 1, \dots, 7) \\ -(c_i + 1) \tan \frac{\theta_i^{Low}}{2} + s_i &\geq 0 & (i = 1, \dots, 7) \\ (c_i + 1) \tan \frac{\theta_i^{High}}{2} - s_i &\geq 0 & (i = 1, \dots, 7) \end{aligned} \end{aligned} \quad (10)$$

We show how this polynomial optimization problem can be solved in the following sections.

Since the presented framework is general, any objective function can be chosen as long as it can be expressed as a low degree polynomial in sines and cosines of the joint angles. Different objective functions will be chosen for different tasks, but we demonstrate the presented approach with the objective function (9).

After solving Problem (10), we recover $\boldsymbol{\theta}$ from \mathbf{c} and \mathbf{s} by function `atan2`, which takes into account signs of the arguments.

4 Polynomial optimization

Next, we describe the polynomial optimization methods we use to solve Problem (10).

Polynomial optimization problems (POPs) are generally non-convex, but they can be solved with global optimality certificates with the help of convex optimization, as surveyed in [18]. The idea consists of building a hierarchy of convex optimization problems of increasing size whose values converge to the value of the POP. The convergence proof is based on results of real algebraic geometry, namely the representation of positive polynomials, or Positivstellensatz (PSatz for short). One of the most popular PSatz is due to Putinar, and it expresses a polynomial positive on a compact basic semialgebraic set as a weighted sum of squares (SOS). Finding this SOS representation amounts to solving a semidefinite programming (SDP) problem, a particular convex optimization problem that can be solved efficiently numerically with interior point algorithms. By increasing the degree of the SOS representation, we increase the size of the SDP problem, thereby constructing a hierarchy of SDP problems. Dual to this polynomial positivity problem is the problem of characterizing moments of measures supported on a compact basic semialgebraic set. This also admits an SDP formulation, called moment relaxations, yielding a dual hierarchy, indexed by the so-called relaxation order. The primal-dual hierarchy is called the moment-SOS hierarchy or also the Lasserre hierarchy since it was first proposed in [17] in the context of POP with convergence and duality proofs. When the relaxation order increases, the Lasserre hierarchy generates a monotone sequence of super-optimal bounds on the global optimum of a given POP, and results on the moment problems can be used to certify exactness of a given bound, at a finite relaxation order. In this case, it is not necessary to go further in the hierarchy: the non-convex POP is solved at the price of solving a convex SDP problem of a given size. A Matlab package GloptiPoly [11] has been designed to construct the SDP problems in the hierarchy and solve them with a general-purpose SDP solver.

As observed in many applications, the main limitation of the Lasserre hierarchy (in its original form) is its poor scalability as a function of the number of variables and degree of the POP. This is balanced by the practical observation that, very often, global optimality is certified at the second or third-order relaxation. As our experiments reveal, for the degree 4 POP studied in our paper, the third order relaxation is out of reach of state-of-the-art SDP solvers. It becomes hence critical to investigate reformulation techniques to reduce the degree as much as possible. This is the topic of the next section.

5 Symbolic reduction of the POP

Here we provide the description of the algebraic geometry technique we use to reduce the degree of our POP problem to obtain a practical solving method. See [4] for algebraic-geometric notation and concepts.

The POP we have at hand is a constrained with polynomial equations

$$f_1 = \dots = f_s = 0 \tag{11}$$

of degree 4 in $\mathbb{Q}[x_1, \dots, x_n]$. Observe that one can replace these polynomial equations in the formulation of the POP by any other set of polynomial equations

$$g_1 = \dots = g_t = 0 \tag{12}$$

as long as both systems of equations have the same solution set. Natural candidates for the g_i 's are to pick them in the *ideal* generated by (f_1, \dots, f_s) , i.e. the set of algebraic combinations $I = \{\sum_i q_i f_i \mid q_i \in \mathbb{Q}[x_1, \dots, x_n]\}$. It is clear that if all the f_i 's vanish simultaneously at a point, any polynomial g in this set will vanish at this point.

The difficulty is how to understand the structure of this set and find a nice finite representation of it that would allow many algebraic operations (such as deciding whether a given polynomial lies in this set). Solutions have been brought by symbolic computation, aka computer algebra, through the development of algorithms computing *Gröbner bases*, which were introduced by Buchberger [4]. These are finite sets, depending on a monomial ordering [4], which generate I as input equations do, but from which the whole structure of I can be read.

Modern algorithms for computing Gröbner bases ($F4$ and $F5$ algorithms), which significantly improved by several orders of magnitude the state-of-the-art, were introduced next by J. C. Faugère [9, 8]. These latter algorithms

bring a linear algebra approach to Gröbner bases computations. In particular, noticing that the intersection of I with the subset of polynomials in $\mathbb{Q}[x_1, \dots, x_n]$ of degree $\leq d$ is a vector space of finite dimension, is a key to reduce Gröbner bases computations to exact linear algebra operations.

Hence, Gröbner bases provide bases of such vector spaces when one uses monomial orderings which filter monomials w.r.t. degree first. Finally, going back to our problem, a Gröbner basis computation allows us to discover if I contains degree 2 polynomials (and is generated by such quadrics).

While this is never the case when starting with generic degree 4, observe that there are many relations between the coefficients of the degree 4 equations of our POP. Hence, we are not facing a generic situation there and we'll see further that actually a Gröbner basis computation provides a set of quadrics that can replace our initial set of constraints. Note also that since Gröbner basis algorithms rely on exact linear algebra, such a property holds for any instance of our POP if it holds for a randomly chosen one (the trace of the computation will always be the same, giving rise to polynomials of degree ≤ 2).

6 Solving the IK problem

In order to solve the IK problem, we need to solve the optimization problem (10). First, we apply the implementation GloptiPoly [12] of the method described in Section 4 directly on the Problem (10).

6.1 Direct application of polynomial solver

Since the original Problem (10) contains polynomials of degrees up to 4, we start with the first relaxation of order two. That means we substitute each monomial in the original 14 variables up to degree four by a new variable, and therefore the resulting SDP program will have 3060 variables.

Solving the first relaxation typically does not yield the solution for this parametrization of the problem, and therefore it is required to go higher in the relaxation hierarchy. Unfortunately, relaxation order three for a polynomial problem in 14 variables leads to an SDP problem in 38 760 variables. Such a huge problem is still often solvable on contemporary computers, but it often takes hours to finish.

6.2 Symbolic reduction

In the view of the previous paragraph, we aim at simplifying the original polynomial problem to be able to obtain solutions even for the relaxation of order two, which takes seconds to solve.

Here is our main result that allows us to do it. We claim that polynomials p_j and q_i of degrees up to four in Problem (10) can be reduced to polynomials of degree two.

Theorem 1. The ideal generated by the kinematics constraints (7) for a generic serial manipulator with seven revolute joints and for generic pose M with the addition of the trigonometric identities (5) can be generated by a set of degree two polynomials.

Proof. The proof is computational. We generate generic instances of serial manipulators and generic poses. Then a Gröbner basis G [3] of polynomials p_j and q_i is computed for each instance of the manipulator and pose. We select a subset S of degree two polynomials from the basis G , and by computing a new Gröbner basis G' from S , we verify that S generates the same ideal as the original set of polynomials. See Maple code in Listing 1. The polynomials p_j and q_i are put into the variable `eq`, and the last command of the code will be evaluated to `True` if the bases G and G' are equal, and therefore generate the same ideal.

Listing 1: Maple code for the proof of Theorem 1.

```
1 # compute the reduced Groebner basis from pj and qi polynomials
  (in variables of eq)
2 G := Basis(eq, tdeg(op(indets(eq)))):
3 # select degree two polynomials from the basis and compute a new
  reduced Groebner basis
4 idxDegTwo := SearchAll(2, map(degree, G)):
5 eqPrime := G[[idxDegTwo]]:
6 GPrime := Basis(eqPrime, tdeg(op(indets(eq)))):
7 # compare the two bases
8 evalb(G = GPrime);
9 True
```

□

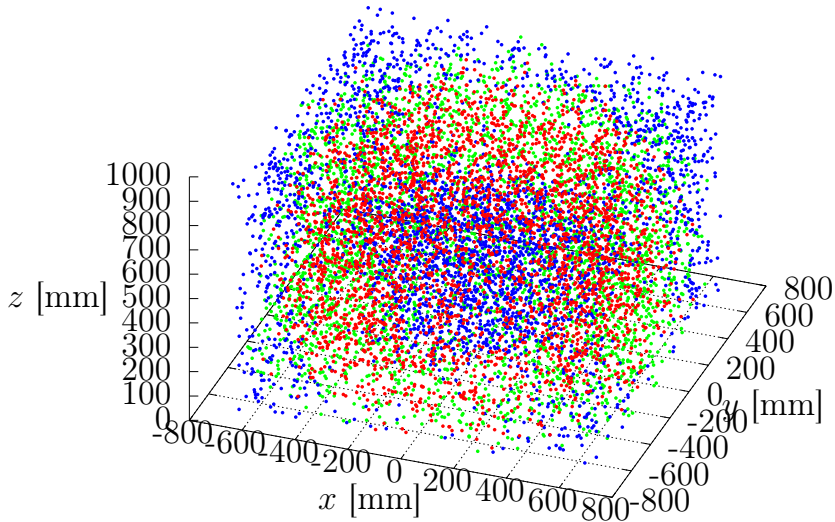


Figure 2: Generated poses of the manipulator. Green dots are poses marked as feasible by direct solving with GloptiPoly, blue as infeasible, and for the red ones the computation failed (32.4 %).

6.3 Solving the reduced polynomial optimization problem

We exploit Theorem 1 in our approach to solve the IK problem. First, we compute a Gröbner basis of the kinematics constraints (7) and (5) from which we select only polynomials of degree two. Then, we construct the Problem (10) but with polynomial constraints given by the degree two polynomials only. We solve the problem by hierarchies of semidefinite programs.

Reducing the degree of polynomials from four to two allows us to start with SDP relaxation of order one. The size of this SDP problem, in terms of the number of variables, is now 120. Practical experiments have shown that the first relaxation is not tight enough to yield the solution. On the other hand, the second relaxation gives a solution for almost all poses, see Tab. 1.

7 Experiments

We demonstrate our method on IK problem for *KUKA LBR IIWA* arm with seven revolute joints. The structure of the manipulator is designed in a special way such that the IK problem is simple to compute. One of the

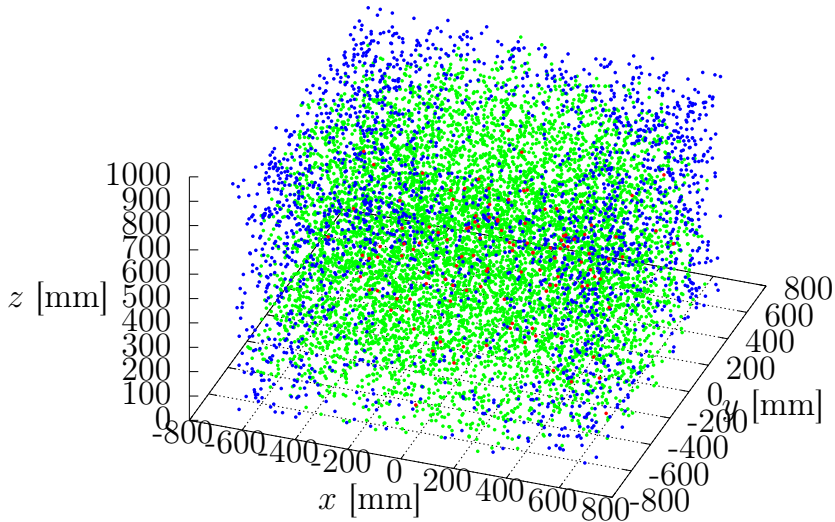


Figure 3: Generated poses of the manipulator. Green dots are poses marked as feasible by GloptiPoly after symbolic simplification, blue as infeasible, and for the red ones the computation failed (1.2 %).

Table 1: Overview of execution times and accuracy of the presented methods.

	Execution time [s]		Median error		% of failed poses
	Reduction step	GloptiPoly	Tran. [mm]	Rot. [deg]	
Deg. 4 pol.	—	21.3	$3.92 \cdot 10^{-4}$	$6.11 \cdot 10^{-5}$	32.4 %
Deg. 2 pol.	2.7	5.6	$7.27 \cdot 10^{-5}$	$5.59 \cdot 10^{-3}$	1.2 %

advantages is that for a fixed end-effector pose, the joint angle θ_4 is constant within the self-motion. This allows for a geometrical derivation of a closed-form solution to the IK problem, such a [15], where the authors introduce new angle parameter δ that fixes the left DOF of the IK problem.

Another approach is to solve the problem by local non-linear optimization techniques [2], but such methods do not provide global optima, and the found solution is highly dependent on the initial guess.

Solving the IK problem globally is more computationally challenging. To be able to tackle the problem in a matter of seconds, relaxations of the problem were developed in the past. Dai et al. in [5] proposed mix-integer convex relaxation of the non-convex rotational constraints. Their method finds all classes of solutions that are in correspondence with a different set of active binary variables, but they are unable to select a global optima w.r.t. an objective function.

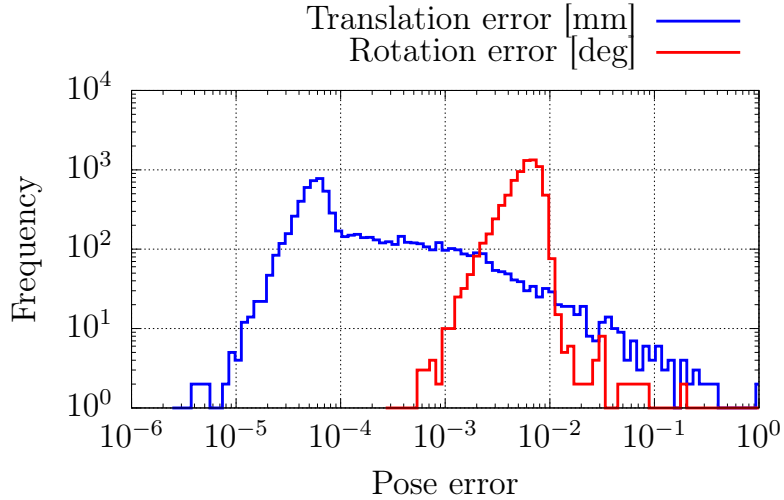


Figure 4: Histogram of translation and rotation error of the poses computed from the forward kinematics on found solutions w.r.t. the desired poses. There are 0 zero translation errors and 0 zero rotation errors.

7.1 Polynomial optimization problem for KUKA LBR IIWA

We directly parameterize Problem (10) by the D-H parameters of the *KUKA LBR IIWA* manipulator. We set the weights equally to $w_i = \frac{1}{7}$, and we set the preferred values of $\hat{\theta}_i$ to zero, which is in the middle of the joint allowed interval. This leads to POP in 14 variables and with polynomials p_j of degrees up to four.

7.2 Direct application of polynomial solver

First, we solve Problem (10) directly by polynomial optimization toolbox GloptiPoly [12] for relaxation order two with the use of MOSEK [1] as the semidefinite problem solver.

Our dataset consists of 10 000 randomly chosen poses within and outside of the working space of the manipulator, as shown in Fig. 2. For poses marked by red color, GloptiPoly failed to compute the solution or report infeasibility. That is mainly due to the small relaxation order of the semidefinite relaxation of the POP. There is 32.4 % of such poses, which makes this approach quite impractical. Computations for the next degree three relaxation is still often feasible on contemporary computers but takes hours to finish.

7.3 POP with symbolic reduction

Since the performance of GloptiPoly highly depends on the number of variables of the POP and the relaxation degree, which grows with the degrees of the polynomials contained in the POP, we first symbolically reduce polynomials p_j and q_i and then solve the resulting POP by GloptiPoly.

Firstly, we take advantage of the simplified structure of the *KUKA LBR IWA* manipulator, i.e. that the joint angle θ_4 is constant within the self-motion, and therefore it plays no role in the objective function (3). That allows us to eliminate the variables c_4 and s_4 from the equations. Secondly, we reduce the polynomials p_j and q_j symbolically with the use of Theorem 1.

In this way, we have reduced the number of variables from 14 to 12, and we have reduced the degrees of the polynomials to two, which significantly speeds up the SDP solver. Practical experiments showed that GloptiPoly is now able to compute IK for more poses with the same relaxation order two than by the naïve approach used before, see Fig. 3. Now only 1.2 % of poses failed to be solved on the same dataset as in Section 7.2.

To verify the numerical stability of the solver, we have computed the forward kinematics problem based on the found joint angles from the IK problem. Then, we have computed the translation error and rotation error of this pose w.r.t. the desired pose. The histogram of the translation and rotation error can be seen in Fig. 4.

For practical applications, the execution time of this method is important. In Fig. 5, we show histograms of the execution time of the on-line phase of GloptiPoly as well as of the symbolic reduction of the initial polynomials to degree two polynomials. We observe that our execution times are comparable to computation times in [5] when using off-the-shelf POP and GB computation tools. We next plan to develop optimized solvers leading to considerable speedup, as it was done in solving polynomial systems in computer vision [16].

8 Conclusions

We presented a practical method for globally solving the 7DOF IK problem with a polynomial objective function. Our solution is accurate and can solve/decide infeasibility in 99 % cases out of 10 000 cases tested on the KUKA LBR IWA manipulator. The code is open-sourced at <https://github.com/PavelTrutman/Global-7DOF-IKT>.

For future work, we consider two interesting directions. First, it is desirable to return a certificate of infeasibility when POP constraints are incom-

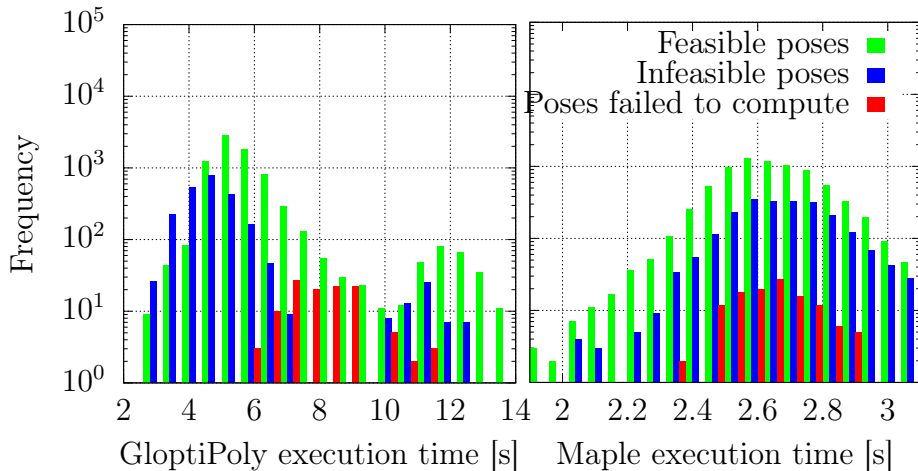


Figure 5: Histograms of execution time. Left: execution time of the on-line phase of GloptiPoly. Right: execution time of the symbolic reduction and elimination in Maple.

patible, e.g., by computing a SOS representation for the polynomial -1 on the quadratic module corresponding to the feasible set [14]. Secondly, it is interesting to exploit the structure of our POP to prove the exactness of the observed second SDP relaxation in the moment-SOS hierarchy.

Acknowledgments

P. Trutman was supported by the EU Structural and Investment Funds, Operational Programme Research, Development and Education under the project IMPACT (reg. no. CZ.02.1.01/0.0/0.0/15_003/0000468) and Grant Agency of the CTU Prague project SGS19/173/OHK3/3T/13. T. Pajdla was supported by EU Structural and Investment Funds, Operational Programme Research, Development and Education under the project The Robotics for Industry 4.0 project (reg. no. CZ.02.1.01/0.0/0.0/15_003/0000470, the EU H2020 ARTwin No. 856994, and EU H2020 SPRING No. 871245 Projects. Didier Henrion and Mohab Safey El Din are supported by the European Union’s Horizon2020 research and innovation programme under the Marie Skłodowska-Curie grant agreement N°813211 (POEMA). Mohab Safey El Din is supported by the ANR grants ANR-18-CE33-0011 Sesame, ANR-19-CE40-0018 De Rerum Natura, ANR-19-CE48-0015 ECARP and the CAMiSAdo PGMO project.

References

- [1] MOSEK ApS. *The MOSEK optimization toolbox for MATLAB manual. Version 8.0.*, 2016.
- [2] Samuel R Buss. Introduction to inverse kinematics with jacobian transpose, pseudoinverse and damped least squares methods. *IEEE Journal of Robotics and Automation*, 17(1-19):16, 2004.
- [3] David Cox, John Little, and Donal OShea. *Ideals, varieties, and algorithms: an introduction to computational algebraic geometry and commutative algebra*. Springer Science & Business Media, 2013.
- [4] David A. Cox, John Little, and Donald O’Shea. *Ideals, Varieties, and Algorithms: An Introduction to Computational Algebraic Geometry and Commutative Algebra*. Springer, 2015.
- [5] Hongkai Dai, Gregory Izatt, and Russ Tedrake. Global inverse kinematics via mixed-integer convex optimization. *The International Journal of Robotics Research*, page 0278364919846512, 2017.
- [6] Hongkai Dai, Andrés Valenzuela, and Russ Tedrake. Whole-body motion planning with centroidal dynamics and full kinematics. In *2014 IEEE-RAS International Conference on Humanoid Robots*, pages 295–302. IEEE, 2014.
- [7] Rosen Diankov. *Automated Construction of Robotic Manipulation Programs*. PhD thesis, Pittsburgh, PA, USA, 2010. AAI3448143.
- [8] Jean Charles Faugère. A new efficient algorithm for computing grÖbner bases without reduction to zero (f5). In *Proceedings of the 2002 International Symposium on Symbolic and Algebraic Computation, ISSAC ’02*, pages 75–83, New York, NY, USA, 2002. ACM.
- [9] Jean-Charles Faugère. A new efficient algorithm for computing gröbner bases (f4). *Journal of Pure and Applied Algebra*, 139(1):61 – 88, 1999.
- [10] Richard S Hartenberg and Jacques Denavit. A kinematic notation for lower pair mechanisms based on matrices. *Journal of applied mechanics*, 77(2):215–221, 1955.
- [11] Didier Henrion and Jean-Bernard Lasserre. Gloptipoly: Global optimization over polynomials with matlab and sedumi. *ACM Transactions on Mathematical Software (TOMS)*, 29(2):165–194, 2003.

- [12] Didier Henrion, Jean-Bernard Lasserre, and Johan Löfberg. Gloptipoly 3: moments, optimization and semidefinite programming. *Optimization Methods & Software*, 24(4-5):761–779, 2009.
- [13] Reza Jazar. *Theory of Applied Robotics: Kinematics, Dynamics, and Control*. Springer, 2007.
- [14] Igor Klep and Markus Schweighofer. An exact duality theory for semidefinite programming based on sums of squares. *Mathematics of Operations Research*, 38(3):569–590, 2013.
- [15] I Kuhlemann, A Schweikard, P Jauer, and F Ernst. Robust inverse kinematics by configuration control for redundant manipulators with seven dof. In *2016 2nd International Conference on Control, Automation and Robotics (ICCAR)*, pages 49–55. IEEE, 2016.
- [16] Viktor Larsson, Magnus Oskarsson, Kalle Åström, Alge Wallis, Zuzana Kukelova, and Tomáš Pajdla. Beyond grobner bases: Basis selection for minimal solvers. In *2018 IEEE Conference on Computer Vision and Pattern Recognition, CVPR 2018, Salt Lake City, UT, USA, June 18-22, 2018*, pages 3945–3954, 2018.
- [17] Jean Bernard Lasserre. Global optimization with polynomials and the problem of moments. *SIAM Journal on optimization*, 11(3):796–817, 2001.
- [18] Jean Bernard Lasserre. *An introduction to polynomial and semi-algebraic optimization*, volume 52. Cambridge University Press, 2015.
- [19] Daniel Lazard. Generalized stewart platform: How to compute with rigid motions. 1993.
- [20] Dinesh Manocha and John F. Canny. Efficient inverse kinematics for general 6r manipulators. *IEEE Trans. Robotics and Automation*, 10(5):648–657, 1994.
- [21] Ernst W Mayr and Albert R Meyer. The complexity of the word problems for commutative semigroups and polynomial ideals. *Advances in Mathematics*, 46(3):305 – 329, 1982.
- [22] Ugo Pattacini, Francesco Nori, Lorenzo Natale, Giorgio Metta, and Giulio Sandini. An experimental evaluation of a novel minimum-jerk cartesian controller for humanoid robots. In *2010 IEEE/RSJ international conference on intelligent robots and systems*, pages 1668–1674. IEEE, 2010.

- [23] Manasa Raghavan and Bernard Roth. Inverse kinematics of the general 6r manipulator and related linkages. 1993.
- [24] Manasa Raghavan and Bernard Roth. Solving polynomial systems for the kinematic analysis and synthesis of mechanisms and robot manipulators. 1995.
- [25] Madhusudan Raghaven and Bernard Roth. Kinematic analysis of the 6r manipulator of general geometry. In *The Fifth International Symposium on Robotics Research*, pages 263–269, Cambridge, MA, USA, 1990. MIT Press.
- [26] J.E. Shigley and J.J. Uicker. *Theory of machines and mechanisms*. McGraw-Hill series in mechanical engineering. McGraw-Hill, 1980.
- [27] Charles W. Wampler, Alexander P. Morgan, and Andrew J. Sommese. Numerical continuation methods for solving polynomial systems arising in kinematics. 1990.