

# What and Where: Learn to Plug Adapters via NAS for Multi-Domain Learning

Hanbin Zhao, Hao Zeng, Xin Qin, Yongjian Fu, Hui Wang, Bourahla Omar, Xi Li\*

**Abstract**—As an important and challenging problem, multi-domain learning (MDL) typically seeks for a set of effective lightweight domain-specific adapter modules plugged into a common domain-agnostic network. Usually, existing ways of adapter plugging and structure design are handcrafted and fixed for all domains before model learning, resulting in the learning inflexibility and computational intensiveness. With this motivation, we propose to learn a data-driven adapter plugging strategy with Neural Architecture Search (NAS), which automatically determines where to plug for those adapter modules. Furthermore, we propose a NAS-adapter module for adapter structure design in a NAS-driven learning scheme, which automatically discovers effective adapter module structures for different domains. Experimental results demonstrate the effectiveness of our MDL model against existing approaches under the conditions of comparable performance. We will release the code, baselines, and training statistics for all models to facilitate future research.

**Index Terms**—Multi-Domain Learning, Adapter, Image Classification, Neural Architecture Search

## I. INTRODUCTION

Recent years have witnessed a great development of Convolutional Neural Networks (CNNs) together with a wide variety of their vision applications. For the sake of high performance, these networks devote great efforts to carefully designing complicated structures for different tasks in a domain-specific manner, leading to the inflexibility of model learning across multiple domains. As a result, in the case of several tasks based on different domains, one needs to deploy an equal number of domain-specific models respectively, which is unacceptable and even unrealizable in practice, especially when concerning the limitation of computational resources. To tackle the problem, *Multi-domain* learning [1]–[5] emerges as an important approach for better efficiency and generalization of model learning across multiple different yet correlated domains.

In principle, *multi-domain learning* (MDL) [1] aims to learn a compact model that works well for many different domains (e.g., internet images, scene text, medical images, satellite images, driving images, etc.). Typically, it is cast as a two-stage learning problem (illustrated in Figure 1), including domain-agnostic model learning and domain-specific model adaptation. Specifically, domain-agnostic model learning is to seek a common trunk neural network model (with structures and

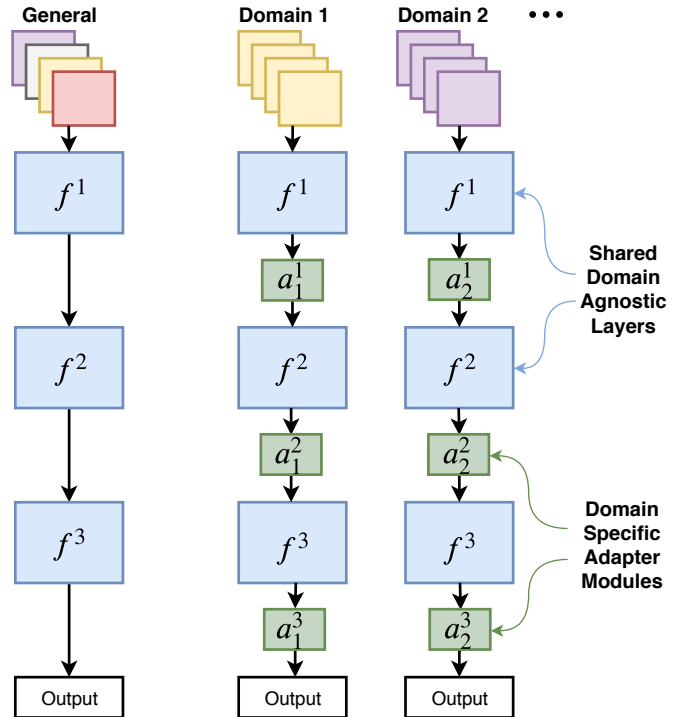


Fig. 1. Illustration of *multi-domain* learning. The first stage is to seek a *domain-agnostic* model (e.g. VGG) as our common trunk model, and the second is to plug a set of *domain-specific* adapter modules into the former, leading to the final adaptation model. After learning the adapter parameters with the trunk model fixed, each domain can be adapted by changing a set of adapter modules.

parameters shared across domains). In comparison, domain-specific model adaptation aims at plugging a set of extremely lightweight adapter modules into the common trunk model structure for dynamically adapting to different domains. After learning the adapter parameters with the common model fixed, we have domain-specific models that are pretty flexible in terms of changing the adapter modules. In sum, the core content of MDL is to design a plugging strategy (i.e., where to plug) as well as a set of adapter module structures (i.e. what to plug), which directly determine the effectiveness and the compactness of the whole adaptation model.

In the research context, the adapter plugging strategy [1]–[3], [6], [7] is usually fixed, dense, and handcrafted. Consequently, it is less flexible and discriminative with a higher computational cost in many complicated situations. Moreover, the adapter module structure is also predefined and fixed for different domains, leading to the weakness in cross-domain

H. Zhao, H. Zeng, Q. Xin, Y. Fu, H. Wang, O. Bourahla are with College of Computer Science, Zhejiang University, Hangzhou 310027, China. (e-mail: zhaohanbin, zenghao\_97, xinqin, yjfu, wanghui\_17, bourahla@zju.edu.cn)

X. Li\* (corresponding author) is with the College of Computer Science and Technology, Zhejiang University, Hangzhou 310027, China, and also with the Alibaba-Zhejiang University Joint Institute of Frontier Technologies, Hangzhou 310027, China (e-mail: xilizju@zju.edu.cn)

adaptation. Therefore, how to automatically set up the adapter plugging strategy and adaptively fulfill the adapter structure design are crucial for effective multi-domain learning. Motivated by this observation, we propose a novel NAS-driven scheme for multi-domain learning based on Neural Architecture Search (NAS). Specifically, we accomplish the task of automatically finding the effective adapter plugging strategy by NAS, and meanwhile make full use of NAS to search the adapter structures adaptively. In this way, our scheme has the following advantages: 1) more flexible and sparser adapter plugging with better efficiency and generalization by NAS; and 2) more discriminative adapter modules with better adaptation to different domains. As a result, the multi-domain model we obtain is often more compact, discriminative, and domain adaptive with a relatively low computational cost.

In summary, the main contributions of this work are summarized as follows:

- We propose a NAS-driven scheme for multi-domain learning, which effectively makes model learning seamlessly adapt to different domains by automatically determining where to plug with NAS.
- We propose a NAS-adapter module which adaptively discovers the adapter module structures by NAS for well balancing between the model effectiveness and compactness with respect to different domains.
- Extensive experiments over benchmark datasets demonstrate the effectiveness of this work in accuracy and flexibility against the existing approaches.

The rest of the paper is organized as follows. We first describe the background in Section II, and then explain the details of our proposed scheme in Section III. In Section IV, we conduct the experiments and discuss their corresponding results. Finally, we conclude this work in Section V.

## II. RELATED WORK

### A. Multi-Domain Learning

MDL [1]–[5], [8]–[12] aims to learn a model that works well for several different visual domains, requiring both effectiveness and efficiency. Various adapter modules are proposed to gain an acceptable performance, overcoming the “catastrophic forgetting” [13]–[15] problem. BN [16] used the batch-normalization layer as the domain-specific adapter and therefore only few parameters are finetuned for each domain. To tackle the complex visual domains, more powerful adapter modules are proposed, such as the  $1 \times 1$  convolutional adapter [17] and the residual adapter (RA) [1], which gain significant performance while increasing the computational resource cost in exchange. Those methods all have one thing in common, that the adapters are all hand-crafted, and the same adapter structure is used for all different domains. In this paper, we claim that the structure of adapters should also be adapted, along with the change of domains. Our method learns the structure of adapters while taking the domain diversity and possible plugging locations into consideration.

On the other hand, some of the MDL methods pay more attention to compress the parameters further thereby improving the efficiency. RA-SVD [2] proposed to compress the adapter

with the singular matrix decomposition (SVD). CovNorm [3] utilized principal component analysis (PCA) aligned by the covariance from data to compress the adapter modules. While these methods concentrate on the compression within the adapter modules, we proposed to further compact the whole adaptation model in a domain-specific fashion. Adapters are plugged only into several selected locations, and the plugging strategy varies from different domains. Computational resource therefore can be obviously saved without performance decreasing.

### B. Neural Architecture Search

NAS [18]–[20] aims at designing effective neural network architectures automatically. There is a rich body of works in NAS, which are mainly based on three strategies: reinforcement learning method [21]–[24], evolutionary algorithm [25] and gradient-based optimization [26]–[30]. Because of its remarkable performance, a lot of NAS-based methods have been proposed to solve some specific problems. Auto-DeepLab [31] proposed a hierarchical search space for semantic segmentation task. FP [32] proposed a searching strategy for designing efficient multi-task architecture. In life-long learning [33]–[35], LTG [36] proposed to expand the network architecture by NAS while retaining the previously learned knowledge. Our method is also a NAS-based method for solving the multi-domain learning problem.

Typically, to conduct a NAS algorithm, firstly we need to construct a suitable operation set, denoted as  $O$  containing all possible operations. A graph of architecture containing  $M$  nodes are then need to be defined, where each node is a latent representation (e.g. a feature map in convolutional networks), and each directed edge  $(i, j)$  is associated with some operation  $o^{(i,j)}$  belonging to  $O$ . To make the search space continuous, the categorical choice of a particular operation can be relaxed to the softmax over all possible operations [26]:

$$\bar{o}^{(i,j)}(\cdot) = \sum_{o \in O} \frac{\exp(\alpha_o^{(i,j)})}{\sum_{o' \in O} \exp(\alpha_{o'}^{(i,j)})} o(\cdot), \quad (1)$$

where the weights for a pair of nodes are parameterized by a vector  $\alpha^{(i,j)}$  of dimension  $|O|$ , and therefore the architecture searching reduces to learning the variables  $\alpha = \{\alpha^{(i,j)}\}$ . The variables can be learned with a specific objective function, and the final structure can then be obtained by simply selecting the most likely operation, i.e.,  $o^{(i,j)} = \arg \max_{o \in O} \alpha_o^{(i,j)}$ . Then the structure of a model can be denoted by a set of architecture weights.

## III. METHOD

### A. Overview

To better understand our representations, we provide the detailed explanations of the main notations and symbols used throughout this paper as shown in Table I.

In MDL, data is sampled from  $D$  domains  $\{\mathcal{D}_d\}_{d=1}^D$  with corresponding labels for different tasks, and a sample belonging to the  $d$ -th domain can then be denoted as  $(x_d, y_d)$ . The goal is to learn a single compact model  $\Psi(\cdot; \mathcal{A}, \mathcal{B}, \Theta)$  that

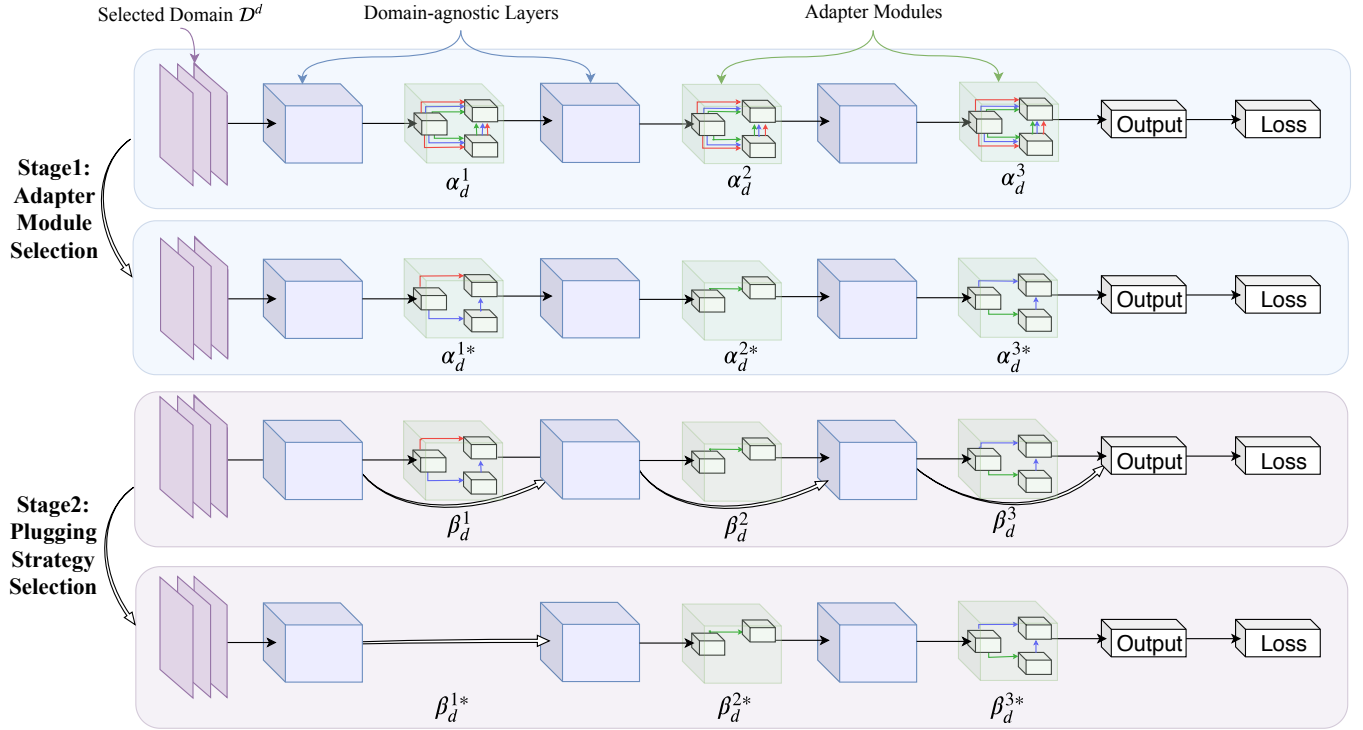


Fig. 2. Illustration of our scheme for multi-domain learning. In the first stage, we search a set of suitable adapters according to the given domain and the plugging location. In the second stage, we select an adapter plugging strategy (i.e. where to plug the adapter) to further compact the adaptation model.

TABLE I  
MAIN NOTATIONS AND SYMBOLS USED THROUGHOUT THE PAPER.

Notation	Definition
$D$	The number of domains
$\mathcal{D}_d$	The $d$ -th domain
$(x_d, y_d)$	A sample set of class
$\Psi(\cdot; \mathcal{A}, \mathcal{B}, \Theta)$	The MDL model for all the $D$ domains
$\mathcal{A}$	The selected adapter structures (i.e. what to plug) of $\Psi(\cdot; \mathcal{A}, \mathcal{B}, \Theta)$
$\mathcal{B}$	the selected adapter plugging strategies (i.e. where to plug) of $\Psi(\cdot; \mathcal{A}, \mathcal{B}, \Theta)$
$\Theta$	The parameters of $\Psi(\cdot; \mathcal{A}, \mathcal{B}, \Theta)$
$\Psi_0(\cdot; \mathcal{A}_0, \mathcal{B}_0, \Theta_0)$	The pretrained network as common trunk model for $\Psi(\cdot; \mathcal{A}, \mathcal{B}, \Theta)$
$\Theta_0$	The parameters of $\Psi_0(\cdot; \mathcal{A}_0, \mathcal{B}_0, \Theta_0)$
$N$	The number of domain-agnostic layers for $\Psi(\cdot; \mathcal{A}, \mathcal{B}, \Theta)$
$f^n$	The $n$ -th domain-agnostic layer of $\Psi(\cdot; \mathcal{A}, \mathcal{B}, \Theta)$
$\Psi_d(\cdot; \mathcal{A}_d, \mathcal{B}_d, \Theta_0, \Theta_d^a)$	The adaptation model for $\mathcal{D}_d$
$a_d^n$	The adapter to be plugged into the $n$ -th location for $\mathcal{D}_d$
$\Theta_d^a$	The parameters of adapters for $\Psi_d(\cdot; \mathcal{A}_d, \mathcal{B}_d, \Theta_0, \Theta_d^a)$
$\mathcal{A}_d$	The adapter structure used for $\Psi_d(\cdot; \mathcal{A}_d, \mathcal{B}_d, \Theta_0, \Theta_d^a)$
$\mathcal{B}_d$	The adapter plugging strategy used for $\Psi_d(\cdot; \mathcal{A}_d, \mathcal{B}_d, \Theta_0, \Theta_d^a)$
$\alpha_d^n$	The structure of $a_d^n$

works well for all the  $D$  domains, which can be addressed in a two-stage fashion shown in Figure 1. Here,  $\mathcal{A}$  denotes the selected adapter structures (i.e. what to plug),  $\mathcal{B}$  denotes the selected adapter plugging strategies (i.e. where to plug) for all the domains and  $\Theta$  represents the parameters. Both  $\mathcal{A}$  and  $\mathcal{B}$  affect the structure of the learned MDL model. In the first stage, we choose a pretrained network  $\Psi_0(\cdot; \mathcal{A}_0, \mathcal{B}_0, \Theta_0)$  which consists of  $N$  layers as our trunk model:

$$\Psi_0(\cdot; \mathcal{A}_0, \mathcal{B}_0, \Theta_0) = f^N \circ f^{N-1} \circ \dots \circ f^1(\cdot; \Theta_0), \quad (2)$$

where  $\Theta_0$  represents the pretrained parameters and  $f^n$  ( $n \in \{1, 2, \dots, N\}$ ) denotes the  $n$ -th domain-agnostic layer.  $\mathcal{A}_0$  and  $\mathcal{B}_0$  are not utilized because the pretrained network has no adapters.

In the second stage, for each domain  $\mathcal{D}_d$ , we need to construct an adaptation model  $\Psi_d(\cdot; \mathcal{A}_d, \mathcal{B}_d, \Theta_0, \Theta_d^a)$  which is composed of the trunk model and a set of additional adapters. We use  $\Theta_d^a$  to represent the parameters of adapters. The adapter to be plugged into the  $n$ -th location for domain  $\mathcal{D}_d$  is represented as  $a_d^n$ . For ease of notation, we will apply

a domain-agnostic layer followed by its adapter module as  $f_d^n = a_d^n \circ f_n$ .

After selecting a suitable adapter structure and obtaining an appropriate plugging strategy for the adaptation model, the goal is then to find an optimal  $\Theta_d^{a*}$  of the adapters while fixing  $\mathcal{A}_d$  and  $\mathcal{B}_d$ :

$$\Theta_d^{a*} = \arg \min_{\Theta_d^a} \sum_{(x_d, y_d) \in \mathcal{D}_d} \|\Psi_d(x_d; \mathcal{A}_d, \mathcal{B}_d, \Theta_0, \Theta_d^a) - y_d\|_2^2, \quad (3)$$

where the domain-agnostic parameters  $\Theta_0$  is fixed in training and the only term to optimize is  $\Theta_d^a$ , i.e. domain-specific parameters adapted to the domain  $\mathcal{D}_d$ . At the end, the MDL model  $\Psi(\cdot; \mathcal{A}, \mathcal{B}, \Theta)$  is obtained with the fixed domain-agnostic parameters  $\Theta_0$  and the optimal domain-specific parameters  $\{\Theta_d^{a*}\}_{d=1}^D$ .

As shown in Figure 1 and Equation (3), the domain-specific adapter  $\Theta_d^a$  affects the performance primarily among domains, which brings out the extra parameters and complexity. Previous methods usually use the same adapter structure for each domain, while in this work, we claim that an MDL model should be equipped with different adapters that vary from domain to domain. A simple adapter module would fail in complex domain-transformation, while a complicated one may lead to the waste of computational resources. Therefore, it is a challenge to make a balance between the model effectiveness and compactness with respect to different domains.

To obtain a discriminative MDL model, we propose to find a set of domain-specific adapter structures for each adaptation model  $\Psi_d(\cdot; \mathcal{A}_d, \mathcal{B}_d, \Theta_0, \Theta_d^a)$ , while taking both the domain differences and complexity into consideration, this will be detailed in Section III-B. We also observe that the whole MDL model can be further compacted by removing several specific adapters (i.e. setting those adapters to be an identity mapping) without sacrificing the performance. Our scheme thereby further introduces a selection of plugging strategy to achieve a more compact MDL model in Section III-C. With our adapter plugging strategy selection, the domain-specific adapter modules are more flexible to different domains. The illustration of our scheme for MDL is shown in Figure 2.

### B. Adapter Module Selection

In this section, we introduce the process of searching the adapter module structures, taking the domain diversity and the complexity into consideration.

According to Equation (3) and Figure 1, finding the specific adapter modules in essence means seeking a suitable structure for each adapter in  $\{a_d^n\}_{n=1}^N$ . This problem can be reduced to learning a set of structure weights  $\{\alpha_d^n\}_{n=1}^N$  by NAS [26] and then  $\mathcal{A}_d$  is correspond to  $\{\alpha_d^1, \dots, \alpha_d^N\}$ . A NAS-adapter used to select the structure of the MDL adapter  $a_d^n$  is detailed in what follows.

To achieve a compact MDL model, the searching space needs to be properly designed, because the additional complexity and performance of the adaptation model  $\Psi_d(\cdot; \mathcal{A}_d, \mathcal{B}_d, \Theta_0, \Theta_d^a)$  depend on the adapter structures  $\{a_d^n\}_{n=1}^N$ . The core of multi-domain learning (MDL) is to ensure the simplicity and compactness of architecture for the

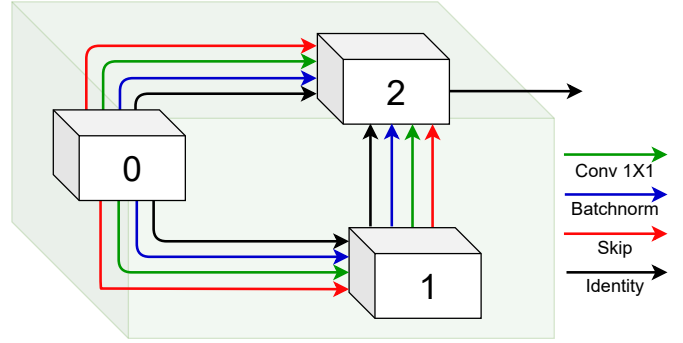


Fig. 3. Illustration of our NAS-adapter. A NAS-adapter consists of  $M$  nodes ( $M = 3$  in this figure). The final structure is achieved by optimizing the structure parameters and selecting an operation from a possible set. We, in this paper, construct the set with  $1 \times 1$  convolution operation, batch normalization operation, skip connection and identity shortcut.

concern of practicability. To achieve that, we conduct NAS with parameter-constrained prior which limits the searching space of adapter structure (i.e. what to plug). We draw inspiration from previous popular structures of adapters [1], [2] and collect the operation set  $O_a$ :  $1 \times 1$  convolution operation, batch normalization operation, skip connection and identity shortcut [37]. Our NAS-adapter consists of  $M$  nodes, the example for  $M = 3$  is illustrated in Figure 3.

For the domain  $\mathcal{D}_d$ , we search a suitable set of adapter structures by learning a set of structure weights  $\mathcal{A}_d$ :

$$\mathcal{A}_d^* = \arg \min_{\mathcal{A}_d} \sum_{(x_d, y_d) \in \mathcal{D}_d} \|\Psi_d(x_d; \mathcal{A}_d, \mathcal{B}_d, \Theta_0, \Theta_d^a) - y_d\|_2^2. \quad (4)$$

We utilize a similar training strategy in [26] and the training data is equally divided into a validation set and a training set. Specifically, we use the validation set to update the weights of adapter structures, while the parameters of adapters are optimized by the training set.

### C. Plugging Strategy Selection

The learning requirements vary for different domains. Therefore, using the same plugging strategy may not be optimal for all domains. Prior works plug the adapters into every available slot of MDL models, leaving much room for the improvement of compactness, achieving that is the focus of this section. Given a set of adapters with fixed searched structures, we further propose to determine whether or not to plug the adapter into each possible slot for every visual domain with NAS.

This problem can be considered as a typical NAS problem where the operation set only consists of the identity operation and the candidate adapter operation. Therefore, for the domain  $\mathcal{D}_d$ , searching a plugging strategy is reduced to learning a set of continuous variables  $\mathcal{B}_d = \{\beta_d^1, \beta_d^2, \dots, \beta_d^N\}$  for the  $N$  possible plugging locations:

$$\mathcal{B}_d^* = \arg \min_{\mathcal{B}_d} \sum_{(x_d, y_d) \in \mathcal{D}_d} \|\Psi_d(x_d; \mathcal{A}_d, \mathcal{B}_d, \Theta_0, \Theta_d^a) - y_d\|_2^2, \quad (5)$$

In the training process for domain  $\mathcal{D}_d$ , we need to optimize the weights of the plugging strategy  $\mathcal{B}_d = \{\beta_d^1, \dots, \beta_d^N\}$

and the parameters of added adapters  $\Theta_d^a$ , which is a bilevel optimization problem. Similarly to the optimization done in Section III-B, we use the validation set to update the weights of the plugging strategy, and the training set for the adapter parameters.

After learning a suitable adapter structure and an appropriate adapter plugging strategy, we can further update the parameters  $\Theta_d^a$  with the training data by Equation (3).

#### IV. EXPERIMENTS

##### A. Datasets

We evaluated our approach with two different benchmarks. We first use the Visual Decathlon benchmark [1], built with 10 different datasets from **ImageNet** [38] to **German Traffic Signs** [39], in which the images are resized to  $72 \times 72$ . As for the second benchmark [3], a set of seven popular vision datasets are collected for evaluation and this benchmark is used for large CNNs. **SUN 397** [40] contains 397 classes of scene images and more than a million images. **MITIndoor** [41] is an indoor scene dataset with 67 classes and 80 samples per class. **FGVC-Aircraft Benchmark** [16] is a fine-grained classification dataset of 10,000 images of 100 types of airplanes. **Flowers102** [42] is a fine-grained dataset with 102 flower categories and 40 to 258 images per class. **CIFAR100** [43] contains 60,000 tiny images, from 100 classes. **Caltech256** [44] contains 30,607 images of 256 object categories, with at least 80 samples per class. **SVHN** [45] is a digit recognition dataset with 10 classes and more than 70,000 samples. In this benchmark, images are rescaled to a common size of  $224 \times 224$  and the training and testing sets are defined by the corresponding dataset, if available, while 75% of samples are used for training and 25% are for testing, otherwise.

##### B. Implementation Details

*a) Network architectures:* For the Visual Decathlon benchmark, we follow [2] and conduct experiments using a ResNet [37] with 26 layers as the common trunk structure. We employ the same data pre-processing setting and freeze the parameters of our **ResNet-26** model after the pretraining on ImageNet. For the second benchmark, we follow [3] and use a **VGG-16** [46] model in all experiments. This model contains convolutional layers of dimension ranging from 64 to 4096, and the parameters are also pretrained on ImageNet.

*b) Evaluation protocol:* These two benchmarks are designed to address classification problems. Similar to [1]–[3], we report the accuracy for each domain and the average accuracy over all the domains. The score function [1]  $S$  is also adopted for the evaluation, formulated as:

$$S = \sum_{d=1}^N \lambda_d \max\{0, E_d^{max} - E_d\}^2, \quad (6)$$

where  $N$  is the number of different domains and  $E_d$  denotes the test error of the MDL method for the domain  $D_d$ .  $E_d^{max}$  is twice the testing error rate of baseline, which is the fully finetuned network for that domain, and  $\lambda_d$  is a coefficient to

TABLE II  
ACCURACY OF DIFFERENT ADAPTER MODULES WITH TRUNK MODEL VGG-16, USING ADAPT-ALL STRATEGY.

Adapter Structure	MITIndoor	Flowers	FGVC
Res Adapt-All	72.40%	96.43%	88.92%
$1 \times 1$ Adapt-All	63.02%	92.65%	86.80%
BN Adapt-All	65.34%	88.43%	63.04%
NAS Adapt-All	<b>73.05%</b>	<b>96.96%</b>	<b>89.08%</b>

TABLE III  
ACCURACY OF DIFFERENT ADAPTER MODULES WITH TRUNK MODEL RESNET-26, USING ADAPT-ALL STRATEGY.

Adapter Structure	OGLt	SVHN	DTD
Res Adapt-All	89.82%	96.17%	57.02%
$1 \times 1$ Adapt-All	89.67%	96.77%	56.54%
BN Adapt-All	84.83%	94.10%	51.60%
NAS Adapt-All	<b>90.02%</b>	<b>96.98%</b>	<b>59.30%</b>

ensure the best result for each domain is 1000. The score favors the methods that perform well over all domains, and methods which are outstanding only on a few domains will be penalized. Furthermore, parameter cost is also taken into consideration following [1], [3]. We report the total number of parameters relative to the initial pretrained trunk model (excluding the classifiers) over all domains.

*c) Training details:* For the Visual Decathlon benchmark, we train the ResNet-26 model with the same training strategy in [1]. To select a NAS-adapter module structure, we follow the strategy in [26] with an NVIDIA 1080Ti GPU and divide the training dataset into two parts of equal size. One part is used to optimize the structure weights while the other part is to optimize the network parameters. For structure weights learning, we use Adam optimizer [47] with weight decay 0.001 and momentum (0.5, 0.999) and the initial learning rate set to 0.0003. For networks parameters optimization, we use SGD optimizer with initial learning rate 0.01 (annealed down to zero following a cosine schedule without restart [48]), momentum 0.9, and weight decay 0.0005. For plugging strategy selection, the learning rate is initialized by 0.005 and divided by 10 after 20, 40, 60 epochs. For the second benchmark, we utilize the training approach in [3] for the VGG-16 model. The rest of settings for adapter module selection and plugging strategy selection are the same as those on the former.

##### C. Ablation Study

In this section, we carry out ablation experiments to validate our NAS-adapter module and discuss the influence of plugging strategy on performance. We select three target datasets from two benchmarks respectively to conduct the experiments.

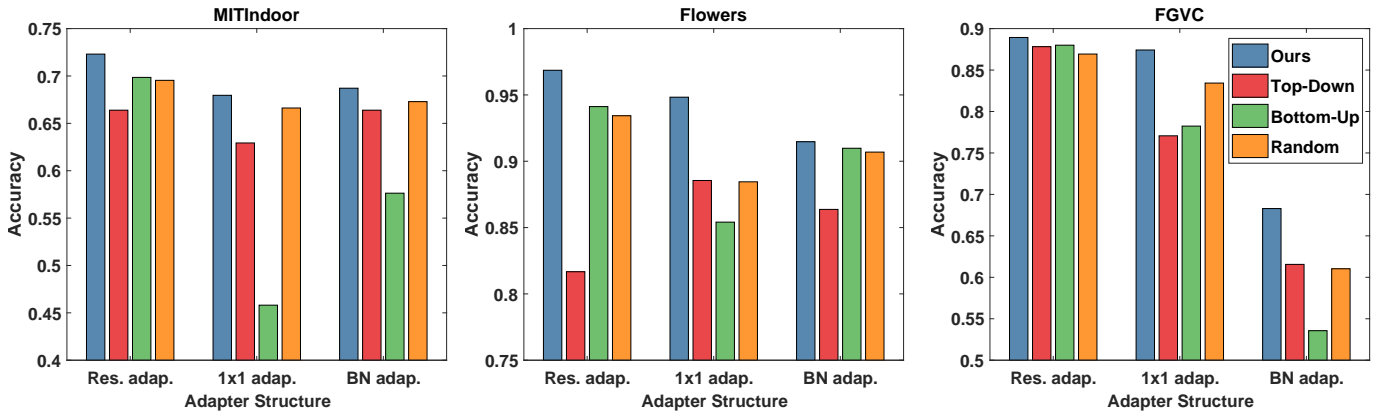


Fig. 4. Performance of different plugging strategies (with the same number of adapter modules) on different datasets (VGG-16). *Ours*: the selected plugging strategy. *Top-Down*: select the first  $n$  locations to plug in. *Bottom-Up*: select the last  $n$  locations to plug in. *Random*: Randomly select  $n$  locations to plug in.

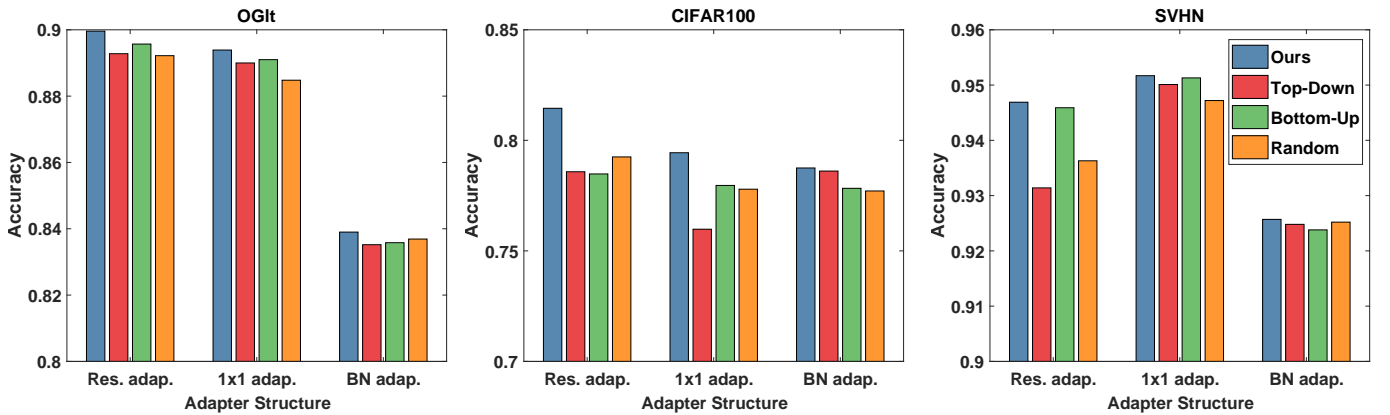


Fig. 5. Performance of different plugging strategies (with the same number of adapter modules) on different datasets (ResNet-26). *Ours*: the selected plugging strategy. *Top-Down*: select the first  $n$  locations to plug in. *Bottom-Up*: select the last  $n$  locations to plug in. *Random*: randomly select  $n$  locations to plug in.

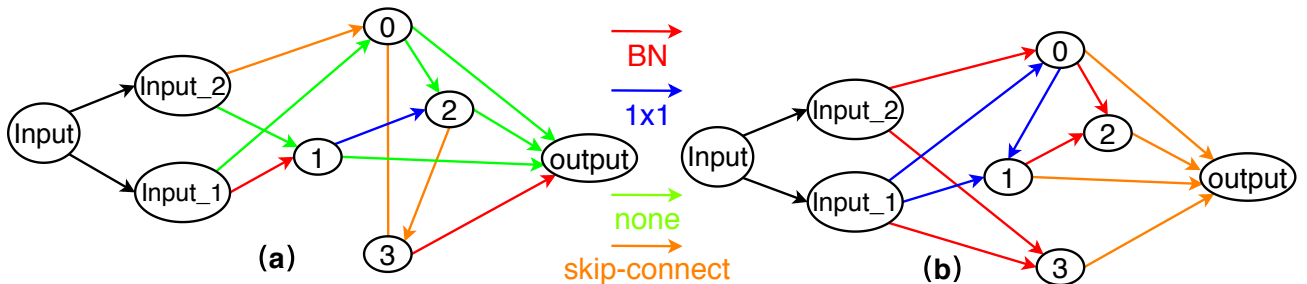


Fig. 6. (a): residual adapter module [1], (b): an example of our searched adapter module ( $M = 3$ ).

*a) Baselines:* Previous MDL approaches construct the adaptation module with a fixed hand-crafted structure. We select three different adapter structures as baselines:

- **Res Adapt-All** directly add a residual adapter module [1] after each layer of common trunk model;
- **$1 \times 1$  Adapt-All** directly add a convolutional layer with kernel size of  $1 \times 1$  [17] after each layer of common trunk model;
- **BN Adapt-All** directly add a batch normalization adapter [16] after each layer of common trunk model.

*b) Effectiveness of NAS-adapter module:* We compare our NAS-adapter module with other three hand-crafted ones in

Table II and Table III. For a fair comparison, we also construct the adaptation model by embedding the NAS-adapter module after each domain-agnostic layer (i.e. NAS Adapt-All). While taking VGG-16 as the common trunk model in Table II, we can observe that the adaptation model with our NAS-adapter can achieve the best results among others. Res Adapt-All yields the second place of those three datasets, followed by  $1 \times 1$  Adapt-All and BN Adapt-All.

As for experiments where ResNet-26 serves as the common trunk model in Table III, our NAS-adapter module still performs better than others. It is worth noticing that the classification accuracy of  $1 \times 1$  Adapt-All reaches 96.77% on SVHN, which is better than that of Res Adapt-All, while

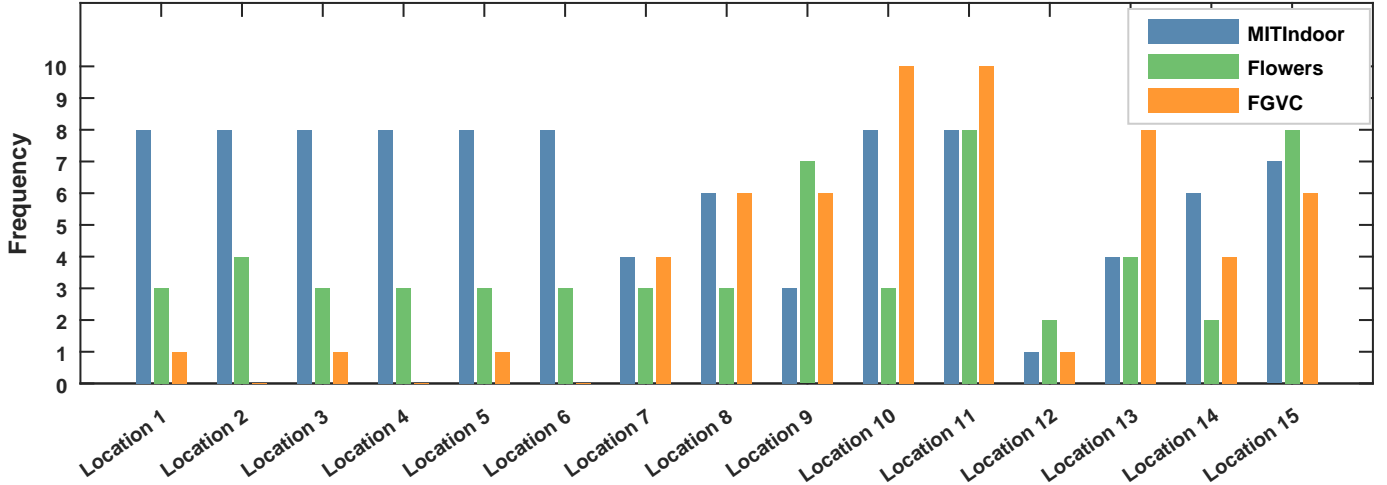


Fig. 7. Frequency of each plugging location to be selected on different datasets with the trunk model VGG-16.

TABLE IV

ACCURACY AND PARAMETER USAGE (SETTING PLUGGING ALL 15 ADAPTERS TO BE 100%) OF DIFFERENT ADAPTER STRUCTURES WITH TRUNK OF VGG-16. THE HIGHEST ACCURACY IS IN **BOLD**, AND THE LOWEST PARAMETER USAGE IS UNDERLINED.

Adapter Structure	Evaluation	MITIndoor	Flowers	FGVC
Res Adapt-All	Acc.	72.40%	96.43%	88.92%
	Param.	100%	100%	100%
Res Adapt-Part	Acc.	<b>72.61%</b>	<b>96.66%</b>	<b>88.93%</b>
	Param.	<u>48.91%</u>	<u>47.42%</u>	<u>51.65%</u>
$1 \times 1$ Adapt-All	Acc.	63.02%	92.65%	86.80%
	Param.	100%	100%	100%
$1 \times 1$ Adapt-Part	Acc.	<b>67.96%</b>	<b>94.83%</b>	<b>87.42%</b>
	Param.	<u>21.49%</u>	<u>47.43%</u>	<u>30.3%</u>
BN Adapt-All	Acc.	65.34%	88.43%	63.04%
	Param.	100%	100%	100%
BN Adapt-Part	Acc.	<b>68.71%</b>	<b>91.47%</b>	<b>68.29%</b>
	Param.	<u>40.21%</u>	<u>25.77%</u>	<u>43.30%</u>

TABLE V

ACCURACY AND PARAMETER USAGE (SETTING PLUGGING ALL 25 ADAPTERS TO BE 100%) OF DIFFERENT ADAPTER STRUCTURES WITH TRUNK OF RESNET-26. THE HIGHEST ACCURACY IS IN **BOLD**, AND THE LOWEST PARAMETER USAGE IS UNDERLINED.

Adapter Structure	Evaluation	OGIt	CIFAR100	DTD
Res Adapt-All	Acc.	89.82%	81.31%	57.02%
	Param.	100%	100%	100%
Res Adapt-Part	Acc.	<b>89.96%</b>	<b>81.45%</b>	<b>57.93%</b>
	Param.	<u>70.79%</u>	<u>42.98%</u>	<u>40.59%</u>
$1 \times 1$ Adapt-All	Acc.	<b>89.67%</b>	<b>80.07%</b>	56.54%
	Param.	100%	100%	100%
$1 \times 1$ Adapt-Part	Acc.	89.39%	79.44%	<b>56.98%</b>
	Param.	<u>89.90%</u>	<u>49.93%</u>	<u>39.97%</u>
BN Adapt-All	Acc.	<b>84.83%</b>	78.62%	<b>51.60%</b>
	Param.	100%	100%	100%
BN Adapt-Part	Acc.	83.90%	<b>78.75%</b>	51.54%
	Param.	<u>47.79%</u>	<u>61.06%</u>	<u>62.83%</u>

the latter performs better than  $1 \times 1$  Adapt-All in other two datasets. Our method can obtain novel modules with our designed searching space, shown in Figure 6.

*c) Effectiveness of our plugging strategy:* We evaluate our plugging strategy selection with three kinds of baseline adapter structures. The plugging strategy controls whether or not to plug the adapter into a possible slot. For VGG-16, there are 15 possible locations for plugging, while for ResNet-26 the number becomes 25.

Our plugging strategy selection is capable of any hand-crafted adapter modules.  $1 \times 1$  Adapt-Part (Res Adapt-Part or BN Adapt-Part) denotes adding the  $1 \times 1$  convolutional adapter modules (residual adapter modules or batch-normalize adapter modules) into the common trunk model at the locations decided by the plugging strategy. For parameter cost estimation, we use the Adapt-All methods as a comparison point. We consider that the Adapt-All methods induce a 100% parameter cost since they add adapters at all possible locations. It is

then possible to calculate the relative cost for each Adapt-Part method.

The results of taking the VGG-16 as the common trunk model are presented in Table IV. It can be noticed that  $1 \times 1$  Adapt-Part (Res Adapt-Part or BN Adapt-Part) has higher accuracy with  $1 \times 1$  Adapt-All (Res Adapt-All or BN Adapt-All) but uses less additional parameters on three target datasets. This result demonstrates that some of the adapter modules perform a redundant role, which can be omitted without sacrificing accuracy. As for ResNet-26, reported in Table V, with a different experiment setting (new trunk model and new datasets) we can observe that our optimized plugging strategy still consumes less extra parameters and obtains a competitive accuracy. This practice is especially important for VGG-16 since it contains a particularly large number of parameters, which has enough room for plugging strategy to reduce parameter cost with accuracy improvement.

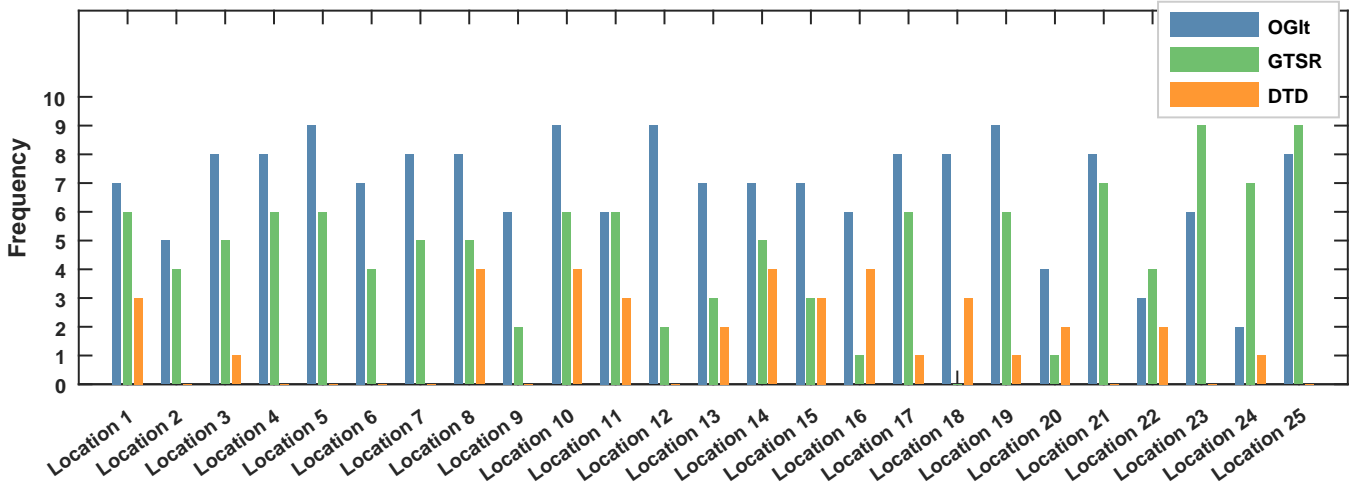


Fig. 8. Frequency of each plugging location to be selected on different datasets with the trunk model ResNet-26.

TABLE VI

ACCURACY, SCORE AND PARAMETER COST FOR SEVEN POPULAR VISION DATASETS WITH THE TRUNK MODEL VGG-16. THE BEST VALUE IS IN **BOLD**.

Method	FGVC	MITIndoor	Flowers	Caltech256	SVHN	SUN397	CIFAR100	average	score	parameter
FNFT	85.73%	71.77%	95.67%	83.73%	96.41%	57.29%	80.45%	81.58%	1750	7
BN [16]	63.04%	65.34%	88.43%	73.66%	91.10%	47.04%	64.80%	72.12%	340	$\approx 1$
DAN [17]	86.80%	63.02%	92.65%	68.63%	<b>96.55%</b>	45.98%	74.45%	75.44%	957	2.84
RA [1]	88.92%	72.40%	96.43%	<b>84.17%</b>	96.13%	<b>57.38%</b>	79.55%	82.14%	1935	2.85
PA [2]	86.23%	71.41%	95.20%	84.02%	96.05%	57.27%	<b>79.85%</b>	81.43%	1656	2.84
Ours	<b>88.96%</b>	<b>73.20%</b>	<b>96.96%</b>	83.80%	96.47%	57.28%	79.48%	<b>82.31%</b>	<b>2059</b>	1.84

d) *Comparison with hand-crafted plugging strategies:* In order to further demonstrate the effectiveness of the plugging strategy, we compare ours with other three intuitively hand-crafted strategies. One of the intuitive plugging strategies is adding the adapter modules with a top-down order, i.e. select the first  $n$  locations to plug the adapter modules. We denote this strategy as “Top-Down”. Another intuitive plugging strategy is doing the opposite and adding the adapter modules with a bottom-up order, i.e. select the last  $n$  locations to add the adapter, which is denoted as “Bottom-Up”. A “Random” strategy is also conducted by simply plugging the adapter module into  $n$  random locations. For a fair comparison, we construct all the strategies by the same number of adapter modules.

As shown in Figure 4 and Figure 5, our strategy achieves the best performance on all datasets. For the residual adapter module, the accuracies of the three hand-crafted strategies are nearly the same when using ResNet-26 as the trunk, while the Top-Down strategy fails with VGG-16. For the  $1 \times 1$  convolutional adapter module ( $1 \times 1$  adap.), the three are also comparable with each other when using ResNet-26, but the Bottom-Up strategy occupies an inferior place with VGG-16. Also, with VGG-16 as the trunk, experiments on batch-normalize adapter module show that the accuracy of the Top-Down and Random plugging strategies are much higher than

that of the Bottom-Up strategy. All these results demonstrate that the same plugging strategy performs differently depending on the adapter module structure and the trunk model, which fits our assumption.

e) *Frequency of each plugging location to be selected:* We show the frequency of each plugging location to be selected. For plugging strategy selection, we employ our method several times (10 in this experiment) and calculate the frequency of plugging an adapter at each plugging location. For VGG-16, there are 15 possible plugging locations, while for ResNet-26 the number becomes 25. The results of taking the VGG-16 as the common trunk model are presented in Figure 7. On each dataset, the plugging locations with the highest frequency shows that these locations are often selected to plug an adapter, which implies they are important for learning this domain. For different datasets, the frequency of the same plugging location is different. All of these results demonstrate that a domain-specific plugging strategy are needed for each domain, which fit our motivation. Also, with ResNet-26 as the trunk in Figure 8, we can obtain the similar observations.

#### D. Comparison to Previous Methods

In this section, we evaluate the MDL performance of our proposed scheme on two benchmarks, against other methods



TABLE VII  
ACCURACY, SCORE AND PARAMETER COST FOR THE VISUAL DECATHLON CHALLENGE WITH THE TRUNK MODEL RESNET-26. THE BEST VALUE IS IN BOLD.

Method	ImNet	Airc.	C100	DPed	DTD	GTSR	Flwr	OGIt	SVHN	UCF	average	score	parameter
FNFT	59.87%	60.34%	82.12%	92.82%	55.53%	97.53%	81.41%	87.69%	96.55%	51.20%	76.51%	2500	10
BN [16]	59.87%	43.05%	78.62%	92.07%	51.60%	95.82%	74.14%	84.83%	94.10%	43.51%	71.76%	1263	$\approx 1$
DAN [17]	57.74%	64.11%	80.07%	91.29%	56.54%	98.46%	86.05%	89.67%	<b>96.77%</b>	49.38%	77.01%	2851	2.02
RA [1]	59.23%	63.73%	81.31%	93.30%	57.02%	97.47%	83.43%	89.82%	96.17%	50.28%	77.17%	2643	2.03
PA [2]	60.32%	64.21%	<b>81.91%</b>	<b>94.73%</b>	58.83%	<b>99.38%</b>	84.68%	89.21%	96.54%	<b>50.94%</b>	78.07%	3412	2.02
Ours	<b>60.43%</b>	<b>64.32%</b>	81.70%	94.61%	<b>59.47%</b>	99.34%	<b>84.77%</b>	<b>90.02%</b>	96.63%	50.87%	<b>78.22%</b>	<b>3446</b>	1.54

with different adapter structures, including RA [1], BN [16], DAN [17], PA [2].

*a) Results on the benchmark of seven domains:* We also evaluate methods on the benchmark consisted of seven visual domains. The trunk structure we used is VGG-16. As shown in Table VI, FNFT, i.e. finetuning the full network for each domain, takes the most parameters since it uses a whole different version of the trunk for each domain. Our method yields 82.31% average accuracy with 1.84 times the amount of parameters. Compared to RA, this accuracy rate is on par with their results, but the parameters cost is much lower (saving almost 55% additional parameter cost). Although almost no additional parameters added by BN, its average accuracy is 10% lower than our method.

*b) Results on the Visual Decathlon benchmark:* We first analyze the performance on the Visual Decathlon benchmark, take the ResNet-26 as the trunk model. As shown in Table VII, BN utilizes the fewest parameters but has a poor performance across the tested domains. Both the average accuracy and score of our method is better than BN. Compared with other methods, our method achieves higher accuracy and score with less parameter cost. On some specific domains such as DTD, our method owns the highest accuracy.

## V. CONCLUSION

In this paper, we have proposed a novel NAS-driven multi-domain learning scheme, which aims to automatically set up the adapter plugging strategy and adaptively fulfill the adapter structure design. The proposed scheme is capable of utilizing NAS to learn where to plug as well as what adapter structure to plug. With the plugging strategy, our scheme is flexible in adapting to different domains. When compared to other methods, the MDL model obtained by our scheme is more compact and discriminative. Comprehensive experiments and analysis demonstrate the effectiveness of our scheme.

## ACKNOWLEDGMENT

The authors would like to thank Huanyu Wang and Jiabao Cui for their valuable comments and suggestions.

## REFERENCES

- [1] S.-A. Rebuffi, H. Bilen, and A. Vedaldi, "Learning multiple visual domains with residual adapters," in *Neural Information Processing Systems (NeurIPS)*, 2017, pp. 506–516.
- [2] S.-A. Rebuffi, H. Bilen, and A. Vedaldi, "Efficient parametrization of multi-domain deep neural networks," in *Computer Vision and Pattern Recognition (CVPR)*, 2018, pp. 8119–8127.
- [3] Y. Li and N. Vasconcelos, "Efficient multi-domain learning by covariance normalization," in *Computer Vision and Pattern Recognition (CVPR)*, 2019, pp. 5424–5433.
- [4] A.-A. Liu, N. Xu, W.-Z. Nie, Y.-T. Su, and Y.-D. Zhang, "Multi-domain and multi-task learning for human action recognition," *IEEE Transactions on Image Processing (TIP)*, vol. 28, no. 2, pp. 853–867, 2018.
- [5] F.-E. Yang, J.-C. Chang, C.-C. Tsai, and Y.-C. F. Wang, "A multi-domain and multi-modal representation disentangler for cross-domain image manipulation and classification," *IEEE Transactions on Image Processing (TIP)*, 2019.
- [6] R. Berriel, S. Lathuilière, M. Nabi, T. Klein, T. Oliveira-Santos, N. Sebe, and E. Ricci, "Budget-aware adapters for multi-domain learning," in *International Conference on Computer Vision (ICCV)*, 2019.
- [7] A. Bulat, J. Kossaifi, G. Tzimiropoulos, and M. Pantic, "Incremental multi-domain learning with network latent tensor factorization," *arXiv preprint arXiv:1904.06345*, 2019.
- [8] X. Gu, Y. Wong, L. Shou, P. Peng, G. Chen, and M. S. Kankanhalli, "Multi-modal and multi-domain embedding learning for fashion retrieval and analysis," *IEEE Transactions on Multimedia*, vol. 21, no. 6, pp. 1524–1537, 2018.
- [9] Z. Yang, Q. Li, L. Wenyin, and J. Lv, "Shared multi-view data representation for multi-domain event detection," *IEEE transactions on pattern analysis and machine intelligence (TPAMI)*, 2019.
- [10] Y. Liu, X. Tian, Y. Li, Z. Xiong, and F. Wu, "Compact feature learning for multi-domain image classification," in *Proceedings of the IEEE Conference on Computer Vision and Pattern Recognition (CVPR)*, 2019, pp. 7193–7201.
- [11] D. Fourure, R. Emonet, E. Fromont, D. Muselet, N. Neverova, A. Trémeau, and C. Wolf, "Multi-task, multi-domain learning: application to semantic segmentation and pose regression," *Neurocomputing*, vol. 251, pp. 68–80, 2017.
- [12] Y. Guo, Y. Li, L. Wang, and T. Rosing, "Depthwise convolution is all you need for learning multiple visual domains," in *Proceedings of the AAAI Conference on Artificial Intelligence (AAAI)*, vol. 33, 2019, pp. 8368–8375.
- [13] M. McCloskey and N. J. Cohen, "Catastrophic interference in connectionist networks: The sequential learning problem," in *Psychology of Learning and Motivation*, 1989, vol. 24, pp. 109–165.
- [14] B. Pfülb and A. Geppert, "A comprehensive, application-oriented study of catastrophic forgetting in dnns," *Proceedings of the International Conference on Learning Representations (ICLR)*, 2019.
- [15] R. Coop, A. Mishtal, and I. Arel, "Ensemble learning in fixed expansion layer networks for mitigating catastrophic forgetting," *IEEE transactions on neural networks and learning systems (TNNLS)*, vol. 24, no. 10, pp. 1623–1634, 2013.
- [16] H. Bilen and A. Vedaldi, "Universal representations: The missing link between faces, text, planktons, and cat breeds," *arXiv preprint arXiv:1701.07275*, 2017.
- [17] A. Rosenfeld and J. K. Tsotsos, "Incremental learning through deep adaptation," *IEEE Transactions on Pattern Analysis and Machine Intelligence (TPAMI)*, 2018.
- [18] T. Elsken, J. H. Metzen, and F. Hutter, "Neural architecture search: A survey," *arXiv preprint arXiv:1808.05377*, 2018.

- [19] H. Cai, L. Zhu, and S. Han, "Proxylessnas: Direct neural architecture search on target task and hardware," *arXiv preprint arXiv:1812.00332*, 2018.
- [20] K. Kandasamy, W. Neiswanger, J. Schneider, B. Póczos, and E. P. Xing, "Neural architecture search with bayesian optimisation and optimal transport," in *Advances in Neural Information Processing Systems (NeurIPS)*, 2018, pp. 2016–2025.
- [21] B. Baker, O. Gupta, N. Naik, and R. Raskar, "Designing neural network architectures using reinforcement learning," in *International Conference on Learning Representations (ICLR)*, 2017.
- [22] B. Zoph and Q. V. Le, "Neural architecture search with reinforcement learning," in *International Conference on Learning Representations (ICLR)*, 2017.
- [23] Y. Zhang, Z. Qiu, J. Liu, T. Yao, D. Liu, and T. Mei, "Customizable architecture search for semantic segmentation," in *Computer Vision and Pattern Recognition (CVPR)*, 2019, pp. 11 641–11 650.
- [24] M. Tan, B. Chen, R. Pang, V. Vasudevan, M. Sandler, A. Howard, and Q. V. Le, "Mnasnet: Platform-aware neural architecture search for mobile," in *Conference on Computer Vision and Pattern Recognition (CVPR)*, 2019, pp. 2820–2828.
- [25] E. Real, S. Moore, A. Selle, S. Saxena, Y. L. Suematsu, J. Tan, Q. V. Le, and A. Kurakin, "Large-scale evolution of image classifiers," in *International Conference on Machine Learning (ICML)*, 2017, pp. 2902–2911.
- [26] H. Liu, K. Simonyan, and Y. Yang, "Darts: Differentiable architecture search," in *International Conference on Learning Representations (ICLR)*, 2019.
- [27] X. Chen, L. Xie, and e. a. Wu, Jun, "Progressive differentiable architecture search: Bridging the depth gap between search and evaluation," in *International Conference on Computer Vision (ICCV)*, 2019.
- [28] Y. Xu, L. Xie, and e. a. Zhang, Xiaopeng, "Pc-darts: Partial channel connections for memory-efficient architecture search," in *International Conference on Learning Representations (ICLR)*, 2020.
- [29] A. Vahdat, A. Mallya, M.-Y. Liu, and J. Kautz, "Unas: Differentiable architecture search meets reinforcement learning," *arXiv preprint arXiv:1912.07651*, 2019.
- [30] X. Jin, J. Wang, J. Slocum, M.-H. Yang, S. Dai, S. Yan, and J. Feng, "Rc-darts: Resource constrained differentiable architecture search," *arXiv preprint arXiv:1912.12814*, 2019.
- [31] C. Liu, L.-C. Chen, F. Schroff, H. Adam, W. Hua, A. L. Yuille, and L. Fei-Fei, "Auto-deeplab: Hierarchical neural architecture search for semantic image segmentation," in *Computer Vision and Pattern Recognition (CVPR)*, 2019, pp. 82–92.
- [32] A. Newell, L. Jiang, C. Wang, L.-J. Li, and J. Deng, "Feature partitioning for efficient multi-task architectures," *arXiv preprint arXiv:1908.04339*, 2019.
- [33] R. Aljundi, F. Babiloni, M. Elhoseiny, M. Rohrbach, and T. Tuytelaars, "Memory aware synapses: Learning what (not) to forget," in *European Conference on Computer Vision (ECCV)*, 2018, pp. 139–154.
- [34] J. Kirkpatrick, R. Pascanu, N. Rabinowitz, J. Veness, G. Desjardins, A. A. Rusu, K. Milan, J. Quan, T. Ramalho, A. Grabska-Barwinska *et al.*, "Overcoming catastrophic forgetting in neural networks," *Proceedings of the National Academy of Sciences (PNAS)*, vol. 114, no. 13, pp. 3521–3526, 2017.
- [35] Z. Li and D. Hoiem, "Learning without forgetting," *IEEE transactions on pattern analysis and machine intelligence (TPAMI)*, vol. 40, no. 12, pp. 2935–2947, 2017.
- [36] X. Li, Y. Zhou, T. Wu, R. Socher, and C. Xiong, "Learn to grow: A continual structure learning framework for overcoming catastrophic forgetting," *International Conference on Machine Learning (ICML)*, 2019.
- [37] K. He, X. Zhang, S. Ren, and J. Sun, "Identity mappings in deep residual networks," in *European Conference on Computer Vision (ECCV)*, 2016, pp. 630–645.
- [38] O. Russakovsky, J. Deng, H. Su, J. Krause, S. Satheesh, S. Ma, Z. Huang, A. Karpathy, A. Khosla, M. Bernstein *et al.*, "Imagenet large scale visual recognition challenge," *International Journal of Computer Vision (IJCV)*, vol. 115, no. 3, pp. 211–252, 2015.
- [39] J. Stallkamp, M. Schlipsing, J. Salmen, and C. Igel, "Man vs. computer: Benchmarking machine learning algorithms for traffic sign recognition," *Neural Networks*, vol. 32, pp. 323–332, 2012.
- [40] J. Xiao, J. Hays, K. A. Ehinger, A. Oliva, and A. Torralba, "Sun database: Large-scale scene recognition from abbey to zoo," in *Computer Vision and Pattern Recognition (CVPR)*, 2010, pp. 3485–3492.
- [41] M. Valenti, B. Bethke, D. Dale, A. Frank, J. McGrew, S. Ahrens, J. P. How, and J. Vian, "The mit indoor multi-vehicle flight testbed," in *International Conference on Robotics and Automation (ICRA)*, 2007, pp. 2758–2759.
- [42] M.-E. Nilsback and A. Zisserman, "Automated flower classification over a large number of classes," in *Computer Vision, Graphics & Image Processing (CVGIP)*, 2008, pp. 722–729.
- [43] A. Krizhevsky, G. Hinton *et al.*, "Learning multiple layers of features from tiny images," Tech. Rep., 2009.
- [44] G. Griffin, A. Holub, and P. Perona, "Caltech-256 object category dataset," Tech. Rep., 2007.
- [45] Y. Netzer, T. Wang, A. Coates, A. Bissacco, B. Wu, and A. Y. Ng, "Reading digits in natural images with unsupervised feature learning," in *Neural Information Processing Systems Workshop (NeurIPS Workshop)*, 2011.
- [46] K. Simonyan and A. Zisserman, "Very deep convolutional networks for large-scale image recognition," in *International Conference on Learning Representations (ICLR)*, 2015.
- [47] D. P. Kingma and J. Ba, "Adam: A method for stochastic optimization," in *International Conference on Learning Representations (ICLR)*, 2015.
- [48] I. Loshchilov and F. Hutter, "Sgdr: Stochastic gradient descent with warm restarts," *International Conference on Learning Representations (ICLR)*, 2016.