
Bayesian Robust Optimization for Imitation Learning

Daniel S. Brown, Scott Niekum
University of Texas at Austin
{dsbrown, sniekum}@cs.utexas.edu

Marek Petrik
University of New Hampshire
mpetrik@cs.unh.edu

Abstract

One of the main challenges in imitation learning is determining what action an agent should take when outside the state distribution of the demonstrations. Inverse reinforcement learning (IRL) can enable generalization to new states by learning a parameterized reward function, but these approaches still face uncertainty over the true reward function and corresponding optimal policy. Existing safe imitation learning approaches based on IRL deal with this uncertainty using a maxmin framework that optimizes a policy under the assumption of an adversarial reward function, whereas risk-neutral IRL approaches either optimize a policy for the mean or MAP reward function. While completely ignoring risk can lead to overly aggressive and unsafe policies, optimizing in a fully adversarial sense is also problematic as it can lead to overly conservative policies that perform poorly in practice. To provide a bridge between these two extremes, we propose Bayesian Robust Optimization for Imitation Learning (BROIL). BROIL leverages Bayesian reward function inference and a user specific risk tolerance to efficiently optimize a robust policy that balances expected return and conditional value at risk. Our empirical results show that BROIL provides a natural way to interpolate between return-maximizing and risk-minimizing behaviors and outperforms existing risk-sensitive and risk-neutral inverse reinforcement learning algorithms.

1 Introduction

Imitation learning [37] aims to train an agent without hand-specifying a reward function by providing demonstrations. One of the main challenges in imitation learning is determining what action an agent should take when outside the states contained in the demonstrations. Inverse reinforcement learning (IRL) [35] is an approach to imitation learning in which the learning agent seeks to recover the reward function of the demonstrator. Learning a parameterized reward function provides a compact representation of the demonstrator’s values and enables generalization to new states unseen in the demonstrations via policy optimization. However, IRL approaches still result in uncertainty over the true reward function and this uncertainty can have negative consequences if the learning agent infers a reward function that leads to learn an incorrect policy. In this paper we propose that an imitation learning agent should learn a policy that is robust with respect to its uncertainty over the true objective of a task, but also be able to effectively trade-off epistemic risk with expected return.

For example, consider two scenarios: (1) an autonomous car detects a novel object lying in the road ahead of the car and (2) a domestic service robot tasked with vacuuming encounters a pattern on the floor it has never seen before. The first example concerns autonomous driving where the car’s decisions have potentially catastrophic consequences. Thus, the car should treat the novel object as a hazard and either slow down or safely change lanes to avoid running into it. In the second example, vacuuming the floors of a house has certain risks, but the consequences of optimizing the wrong reward function are arguably much less significant. Thus, when the vacuuming robot encounters a novel floor pattern it does not need to worry as much about negative side-effects.

Risk-averse optimization, especially in financial domains, has a long history of seeking to address the trade-off between risk and return using measures of risk such as variance [34], value at risk [27] and conditional value at risk [45]. This work has been extended to risk-averse optimization in Markov decision processes [13, 21, 41] and in the context of reinforcement learning [20, 55, 56], where the transition dynamics and reward function are not known. However, there has only been limited work in applying techniques for trading off risk and return in the domain of imitation learning. Brown et al. [10] seek to bound the value at risk of a policy in the imitation learning setting; however, directly optimizing a policy for value at risk is NP-hard [14]. Lacotte et al. [30] and Majumadar et al. [32] assume that risk-sensitive trajectories are available from a safe demonstrator and seek to optimize a policy that matches the risk-profile of this expert. In contrast, our approach directly optimizes a policy that balances expected return and conditional value at risk [45] which can be done via convex optimization. Furthermore, we do not try to match the demonstrator’s risk sensitivity, but instead find a robust policy with respect to uncertainty over the demonstrator’s reward function, allowing us to optimize policies that are potentially safer than the demonstrations.

One of the concerns of imitation learning, and especially inverse reinforcement learning, is the possibility of learning an incorrect reward function that leads to negative side-effects, for example, a vacuuming robot that learns that it is good to vacuum up dirt, but then goes around making messes for itself to clean up [47]. To address negative side-effects, most prior work on safe inverse reinforcement learning takes a minmax approach and seeks to optimize a policy with respect to the worst-case reward function [23, 25, 53]; however, treating the world as if it is completely adversarial (e.g., completely avoiding a novel patch of red flooring because it could potentially be lava [23]) can lead to overly conservative behaviors. On the other hand, other work on inverse reinforcement learning and imitation learning takes a risk neutral approach and simply seeks to perform well in expectation with respect to uncertainty over the demonstrator’s reward function [43, 62]. This can result in behaviors that are overly optimistic in the face of uncertainty and can lead to policies with high variance in performance which is undesirable in high-risk domains such as medicine or autonomous driving. Instead of assuming either a purely adversarial environment or a risk-neutral one, we propose the first inverse reinforcement learning algorithm capable of appropriately balancing caution with expected performance in a way that reflects the risk-sensitivity of the particular application.

The main contributions of this work are: (1) We propose Bayesian Robust Optimization for Imitation Learning (BROIL), the first imitation learning framework to directly optimize a policy that balances the expected return and the conditional value at risk under an uncertain reward function; (2) We propose and compare two instantiations of BROIL: optimizing a purely robust policy with respect to uncertainty and optimizing a policy that minimizes baseline regret with respect to expert demonstrations; and (3) We demonstrate that BROIL achieves better expected return and robustness than existing risk-sensitive and risk-neutral IRL algorithms, as well as providing a richer class of solutions that correctly balance performance and risk based on different levels of risk aversion.

2 Related Work

An important challenge in inverse reinforcement learning (IRL) is dealing with ambiguity over the reward function [35, 62], since there are usually an infinite number of reward functions that are consistent with a set of demonstrations [35]. Problems with such ambiguous parameters can be solved using *robust optimization* techniques, which compute the best policy for the worst rewards consistent with the demonstrations [7]. Indeed, many IRL methods optimize policies for the worst-case rewards [23–25, 53]. This optimization for the worst-case parameter values is well known to lead to overly conservative solutions across many domains [14, 26, 46]. Bayesian IRL infers a posterior distribution over which rewards are most likely, but only optimizes for the mean [43] or MAP [12] reward function. Instead of optimizing only for the mean or worst-case reward values, we optimize for the expected performance across uncertain rewards while ensuring acceptable performance with high confidence. We rely on coherent measures of risk to represent the trade-off between the average and worst-case performance [4, 18, 51]. Similar approaches to parameter uncertainty, also known as epistemic uncertainty, have been referred to as soft-robustness in earlier work [6, 16] but have not been studied in the context of IRL.

In Table 1, we summarize pertinent properties of IRL methods with a focus on robustness or risk-aversion. VaR-BIRL [10], a closely-related method, uses VaR, a risk measure, to quantify the robustness of a given policy in Bayesian IRL. Unfortunately, extending VaR-BIRL to policy

Table 1: Summary of differences between BROIL and related robust IRL algorithms.

	BROIL (ours)	RS-GAIL [30]	VaR-BIRL [10]	RBIRL [61]	FPL-IRL [25]	LPAL [53]	GAIL [19, 24]
Bayesian robust criterion	✓	·	✓	·	·	·	·
Risk-averse expert	·	✓	·	·	·	·	·
Exploits Bayesian prior	✓	·	✓	✓	·	·	·
Robust to bad demos	·	·	·	✓	·	·	·
Baseline regret objective	✓	✓	✓	·	·	✓	✓
Optimizes policies	✓	✓	·	✓	✓	✓	✓

optimization is difficult since the problem of optimizing VaR in an MDP with uncertain rewards is NP-hard [14]. Additionally, VaR ignores both the tail-risk of the distribution, as well as its average value, which may be undesirable for highly risk-sensitive problems [45].

While some of the methods in Table 1 resemble our approach, they differ either in their focus or the approach. RS-GAIL and related algorithms [30, 32, 49] also mitigate risk in IRL but assume risk-averse experts and focus on optimizing policies that match the risk-aversion of the demonstrator. These methods focus on the uncertainty induced by transition probabilities, also known as aleatoric risk. The challenges in this area are very different and there is no obvious way to adapt risk-averse IRL to our Bayesian robust setting where we seek to be robust to epistemic risk rather than seeking to match the risk of the demonstrator. RBIRL [61] seeks to infer a posterior distribution that is robust to small numbers of bad demonstrations, but does not address robust policy optimization with respect to ambiguity in the learned posterior. While not explicitly robust to bad demonstrations, our method makes use of any posterior distribution over reward functions and can easily be extended to use posteriors generated from methods like RBIRL [61]. Finally, FPL-IRL [25], LPAL [53], GAIL [24] optimize the policy for a (regularized) worst-case realization of the rewards and do not attempt to balance it with the average performance.

Another important point of difference between robust IRL algorithms is the objective they optimize for. For example, FPL-IRL [25] focuses on the absolute performance of a policy, while GAIL [24] optimizes the regret (or loss) for the policy of the demonstrator. In reinforcement learning, it has been shown that optimizing the regret is more appropriate if a good baseline policy is available [29, 31, 40]. There are similar advantages to optimizing the regret for the optimal policy [2, 3, 44]. We would also like to emphasize that our setting is quite different from robust RL methods which focus on uncertain transition probabilities rather than rewards [46, 57, 59]. Unlike much robust RL work, the optimization problems we derive are tractable without requiring rectangularity assumptions [22, 33].

3 Preliminaries

Before describing our method in Section 4, we briefly introduce our notation and review some of the concepts necessary to understand our approach. We use uppercase and lowercase boldface characters to denote matrices and vectors respectively.

3.1 Markov Decision Processes

We model the environment as a Markov Decision Process (MDP) [42]. An MDP is a tuple $(\mathcal{S}, \mathcal{A}, r, P, \gamma, p_0)$, where $\mathcal{S} = \{1, \dots, S\}$ are the states, $\mathcal{A} = \{1, \dots, A\}$ are the actions, $r : \mathcal{S} \times \mathcal{A} \rightarrow \mathbb{R}$ is the reward function, $P : \mathcal{S} \times \mathcal{A} \times \mathcal{S} \rightarrow \mathbb{R}$ is the transition dynamics, $\gamma \in [0, 1]$ is the discount factor, and $p_0 \in \Delta^S$ is the initial state distribution with Δ^k denoting the probability simplex in k -dimensions.

A policy is denoted by $\pi : \mathcal{S} \times \mathcal{A} \rightarrow [0, 1]$. When learning from demonstrations we denote the expert’s policy by $\pi_E : \mathcal{S} \rightarrow \mathcal{A}$. The rewards received by a policy at each state are \mathbf{r}_π where $\mathbf{r}_\pi(s) = \mathbb{E}_{a \sim \pi(s)}[R(s, a)]$ and the transition probabilities for a policy π : \mathbf{P}_π , treated as a matrix, are defined as: $\mathbf{P}_\pi(s, s') = \mathbb{E}_{a \sim \pi(s)}[P(s, a, s')] = \sum_a \pi(a|s)P(s, a, s')$. We denote the state-action occupancies of policy π as $\mathbf{u}_\pi \in \mathbb{R}^{\mathcal{S} \cdot \mathcal{A}}$, where $\mathbf{u}_\pi = (\mathbf{u}_\pi^{a_1 \top}, \dots, \mathbf{u}_\pi^{a_A \top})^\top$ and

$\mathbf{u}_\pi^a(s) = \mathbb{E}[\sum_{t=0}^{\infty} \gamma^t \mathbf{1}_{(s_t=s \wedge a_t=a)}]$. If we denote the reward function as a vector $\mathbf{r} \in \mathbb{R}^{S \cdot A}$, then expected return of policy π under reward function r is denoted by $\rho(\pi, r) = \mathbf{u}_\pi^\top \mathbf{r}$.

Linear Reward Functions We assume, without loss of generality, that the reward function can be approximated as a linear combination of k features $\mathbf{r} = \Phi \mathbf{w}$, where $\Phi \in \mathbb{R}^{S \cdot A \times k}$ is the linear feature matrix with rows as states and columns as features and $\mathbf{w} \in \mathbb{R}^k$. This is a strict generalization of the standard MDP formalism since if Φ is the identity matrix, then each state-action pair is allowed a unique reward. However, it is often the case that the rewards at different states are correlated via observable features which can be encoded in Φ . The features themselves may be highly nonlinear functions of the states and actions that may have been learned via an auxiliary task [11]. Given $\mathbf{r} = \Phi \mathbf{w}$, we denote the expected discounted feature counts of a policy as $\boldsymbol{\mu}_\pi = \Phi^\top \mathbf{u}_\pi$, where $\boldsymbol{\mu}_\pi \in \mathbb{R}^k$. In this case, the return of a policy is given by $\rho(\pi, r) = \mathbf{u}_\pi^\top \Phi \mathbf{w} = \boldsymbol{\mu}_\pi^\top \mathbf{w}$.

Distributions over Reward Functions We are interested in problems where there is uncertainty over the true reward function. We will model this uncertainty as a distribution over R , the random variable representing the true reward function. This distribution could be a prior distribution $\mathbb{P}(R)$ that the agent has learned from previous tasks [60]. Alternatively the distribution could be the posterior distribution $\mathbb{P}(R | D)$ learned via Bayesian inverse reinforcement learning [43] given demonstrations D or the posterior distribution $\mathbb{P}(R | R')$ learned via inverse reward design given a human-specified proxy reward function R' [23]. While the distribution over R may have an analytic form, this distribution is typically only available via sampling techniques such as Markov chain Monte Carlo (MCMC) sampling [43].

3.2 Risk Measures

Value at Risk When dealing with measures of risk we will assume that lower values are worse. Thus, as depicted in Figure 1, we will want to maximize the value at risk (VaR) or conditional value at risk (CVaR). Given a risk-aversion parameter $\alpha \in [0, 1]$, the VaR_α is the $(1 - \alpha)$ -quantile worst-case outcome. Thus, VaR_α can be written as $\text{VaR}_\alpha[X] = \sup\{x : \mathbb{P}(X \geq x) \geq \alpha\}$. Typical values of α for risk-sensitive applications are $\alpha \in [0.9, 1]$. Despite the popularity of VaR, optimizing a policy for VaR has several problems: (1) VaR is not convex and results in an NP hard optimization problem [14], (2) VaR ignores risk in the tail that occurs with probability less than $(1 - \alpha)$ which is problematic for domains where there are rare but catastrophic outcomes, and (3) VaR is not a coherent risk measure [4].

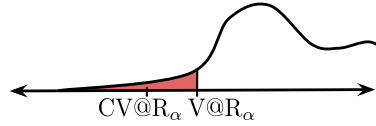


Figure 1: VaR_α measures the $(1 - \alpha)$ -quantile worst-case outcome in a distribution. CVaR_α measures the expectation given that we only consider values less than the VaR_α .

Conditional Value at Risk CVaR is a coherent risk measure [15] that is also commonly referred to as average value at risk, expected tail risk, or expected shortfall. For continuous distributions, the CVaR is defined as

$$\text{CVaR}_\alpha[X] = \mathbb{E}[X | X \leq \text{VaR}_\alpha[X]]. \quad (1)$$

In addition to being coherent, CVaR is convex, and is a lower bound on VaR. CVaR is often preferable over VaR because it does not ignore the tail of the distribution and it is convex [45].

4 Balancing Risk and Return for Safe Imitation Learning

Let Π be the set of all randomized policies, and let \mathcal{R} be the set of all reward functions. Given some function $\psi : \Pi \times \mathcal{R} \rightarrow \mathbb{R}$ representing any performance metric for a policy under the unknown reward function $R \sim \mathbb{P}(R)$, we seek to find the policy that is the solution to the following problem:

$$\max_{\pi} \text{CVaR}_\alpha[\psi(\pi, R)] \quad (2)$$

We now discuss how to solve for the policy that optimizes Equation (2). We make use of the one-to-one correspondence between randomized policies $\pi : \mathcal{S} \rightarrow \Delta^A$ (where A is the number of actions) and the state-action occupancy frequencies \mathbf{u}_π [42]. Therefore $\max_{\pi} \rho(\pi, r)$ corresponds to the

following linear program [42, 53]:

$$\max_{\mathbf{u} \in \mathbb{R}^{S \cdot A}} \left\{ \mathbf{r}^\top \mathbf{u} \mid \sum_{a \in \mathcal{A}} (\mathbf{I} - \gamma \cdot \mathbf{P}_a^\top) \mathbf{u}^a = \mathbf{p}_0, \mathbf{u} \geq \mathbf{0} \right\}. \quad (3)$$

We denote the posterior distribution over samples from $\mathbb{P}(R|D)$ as the vector \mathbf{p}_R , where each element of \mathbf{p}_R represents the probability mass of one of the samples from the posterior distribution, e.g., $\mathbf{p}_R[i] = 1/N$ for N sampled reward functions $R_1, R_2, R_3, \dots, R_N$ obtained via MCMC [10, 43]. Because posterior distributions obtained via Bayesian IRL are usually discrete [10, 23, 43, 48], we cannot directly optimize for CVaR using the definition in Equation (1) since this definition only works for atomless distributions (i.e. most continuous distributions). Instead, we make use of the following convex definition of CVaR [45] that works for any distribution (discrete or continuous):

$$\text{CVaR}_\alpha[X] = \max_{\sigma} \left(\sigma - \frac{1}{1-\alpha} \mathbb{E}[(\sigma - X)_+] \right), \quad (4)$$

where $(x)_+ = \max(0, x)$ and σ roughly corresponds to the VaR_α [45].

Writing the convex definition of CVaR in terms of a the probability mass vector \mathbf{p}_R , results in the following definition of the CVaR of a policy π :

$$\text{CVaR}_\alpha[\psi(\pi, R)] = \max_{\sigma} \left(\sigma - \frac{1}{1-\alpha} \mathbf{p}_R^\top [\sigma \cdot \mathbf{1} - \psi(\pi, R)]_+ \right), \quad (5)$$

where $\psi(\pi, R) = (\psi(\pi, R_1), \dots, \psi(\pi, R_N))^\top$, $[\cdot]_+$ denotes the element-wise non-negative part of a vector: $[\mathbf{y}]_+ = \max\{\mathbf{y}, \mathbf{0}\}$. One of the main insights of this chapter is that, using the same approach as the linear program above, we can formulate (2) as the following linear program which can be solved in polynomial time:

$$\max_{\mathbf{u} \in \mathbb{R}^{A \cdot S}, \sigma \in \mathbb{R}} \left\{ \sigma - \frac{1}{1-\alpha} \mathbf{p}_R^\top [\sigma \cdot \mathbf{1} - \psi(\pi, R)]_+ \mid \sum_{a \in \mathcal{A}} (\mathbf{I} - \gamma \cdot \mathbf{P}_a^\top) \mathbf{u}^a = \mathbf{p}_0, \mathbf{u} \geq \mathbf{0} \right\}. \quad (6)$$

Given the state-action occupancies \mathbf{u} that maximize the above objective, the optimal policy can be recovered by appropriately normalizing these occupancies [42]. Thus, the optimal risk-averse IRL policy π^* can be constructed from an optimal \mathbf{u}^* solution to (6) as:

$$\pi^*(s, a) = \frac{\mathbf{u}^*(s, a)}{\sum_{a' \in \mathcal{A}} \mathbf{u}^*(s, a')}. \quad (7)$$

4.1 Balancing Robustness and Expected Return

The above formulation finds a policy that has maximum CVaR. While this makes sense for highly risk-sensitive domains such as autonomous driving [48, 58] or medicine [5, 28], in other domains such as a robot vacuuming office carpets, we may also be interested in efficiency and performance, rather than pure risk-aversion. Even in highly risky situations, completely ignoring expected return and optimizing only for low probability events can lead to nonsensical behaviors that are overly cautious, such as an autonomous car deciding to never merge onto a busy highway [36].

To tune the risk-sensitivity of the optimized policy, we generalize Equation (6) in order to solve for the policy that optimally balances the expected return and epistemic risk over the reward function. We formalize this via the parameter $\lambda \in [0, 1]$. When $\lambda = 0$ we recover the fully robust policy. When $\lambda \in (0, 1)$ we obtain a soft-robustness, and when $\lambda = 1$ we recover the risk-neutral policy that optimizes for the expected reward function under the posterior. We denote this generalized problem as *Bayesian Robust Optimization for Imitation Learning* or BROIL:

$$\begin{aligned} & \underset{\mathbf{u} \in \mathbb{R}^{S \cdot A}, \sigma \in \mathbb{R}}{\text{maximize}} && (1 - \lambda) \cdot \left(\sigma - \frac{1}{1-\alpha} \mathbf{p}^\top [\sigma \cdot \mathbf{1} - \Psi(\pi, R)]_+ \right) + \lambda \cdot (\mathbf{R}\mathbf{p})^\top \mathbf{u} \\ & \text{subject to} && \sum_{a \in \mathcal{A}} (\mathbf{I} - \gamma \cdot \mathbf{P}_a^\top) \mathbf{u}^a = \mathbf{p}_0, \quad \mathbf{u} \geq \mathbf{0}, \end{aligned}$$

where \mathbf{R} be a matrix $(S \cdot A) \times N$ where each column of \mathbf{R} represents one sample of the vector over rewards for each state and action pair, $\mathbf{R}\mathbf{p}$ is the mean reward under the posterior, and $\lambda \in [0, 1]$ is a hyperparameter determining how much we value expected return over risk minimization.

4.2 Measures of Robustness

BROIL provides a general framework for optimizing policies that trade-off risk and return based on the specific choice of random variable $\psi(\pi, R)$, representing the desired measure of the safety or performance of a policy. We next describe two natural choices for defining $\psi(\pi, R)$.

Robust Objective If we seek a policy that is robust over the distribution $\mathbb{P}(R)$, we should optimize CVaR with respect to $\psi(\pi, R) = \rho(\pi, R)$, the return of the policy. Note that R is a random variable so $\rho(\pi, R)$ is also a random variable that depends on the posterior distribution over R and on π . In terms of the linear program above we have $\psi(\pi, R) = \mathbf{R}^\top \mathbf{u}_\pi$.

Robust Baseline Regret Objective If we have a baseline such as an expert policy or demonstrated trajectories, we may want maximize CVaR with respect to $\psi(\pi, R) = \rho(\pi, R) - \rho(\pi_E, R)$. This form of BROIL seeks to maximize the margin between the performance of the policy and the performance of the demonstrator. Rather than seeking to match the risk of the demonstrator [30], the Baseline Regret form of BROIL baselines its performance with respect to the random variable $\rho(\pi_E, R)$, while still trying to minimize tail risk. In terms of the linear program above we have $\psi(\pi, R) = \mathbf{R}^\top (\mathbf{u}_\pi - \mathbf{u}_E)$. In practice, we typically only have samples of expert behavior rather than a full policy. In this case, we compute the empirical expected feature counts using a set of demonstrated trajectories $D = \{\tau_1, \dots, \tau_m\}$ to get $\hat{\boldsymbol{\mu}}_E = \frac{1}{|D|} \sum_{\tau \in D} \sum_{(s_t, a_t) \in \tau} \gamma^t \phi(s_t, a_t)$, where $\phi : \mathcal{S} \times \mathcal{A} \rightarrow \mathbb{R}$ denotes the reward features. We then solve the above linear program with $\psi(\pi, R) = \mathbf{R}^\top \mathbf{u}_\pi - \mathbf{W}^\top \hat{\boldsymbol{\mu}}_E$, where \mathbf{W} is a matrix of size k -by- N where each column is a feature weight vector $\mathbf{w} \in \mathbb{R}^k$ corresponding to each linear reward function sampled from the posterior.

5 Experiments

Zero-shot Robust Policy Optimization We first consider the case where an agent wants to optimize a robust policy with respect to a prior over reward functions without access to expert demonstrations. This prior could come from historical data or from meta-learning on similar tasks [60].

We consider the machine replacement problem, a common problem in the robust MDP literature [14]. In this problem, there is a factory with a large number of machines with parts that are expensive to replace. There is also a cost associated with letting a machine age without replacing parts as this may cause damage to the machine, but this cost is uncertain. We model this problem as the MDP shown in Figure (2) with 4 states that represent the normal aging process of the machine, two actions in each state (replace parts or do nothing), discount factor $\gamma = 0.95$, and uniform initial state distribution. The prior distribution over the cost of the Do Nothing action is modeled as a gamma distribution $\Gamma(x, \theta)$, resulting in low expected costs but increasingly large tails as the machine ages. The prior distribution over the cost of replacing a part is modeled using a normal distribution.

Because we have no demonstrations, we use the Robust Objective version of BROIL (Section 4.2). We sampled 2000 reward functions from the prior distributions over costs and computed the CVaR optimal policy with $\alpha = 0.99$ for different values of λ . Figure 3 (a) shows the action probabilities of the optimal policy under different values of λ , where $\mathbb{P}(\text{Replace Parts}) = 1 - \mathbb{P}(\text{Do Nothing})$. Setting $\lambda = 1$ gives the optimal policy with respect to the mean reward under the reward posterior. This policy is risk-neutral and chooses to never repair the machine since the mean of the gamma distribution is $x \cdot \theta$, so in expectation it is optimal to do nothing. As λ decreases, the optimal policy hedges more against tail risk via a stochastic policy that sometimes repairs the machine. With $\lambda = 0$, we recover the robust optimal policy that only seeks to optimize CVaR. This policy is maximally risk-sensitive and chooses to probabilistically repair the machine in states 2 and 3 and always repair in state 4 to avoid the risk of doing nothing and incurring a possibly high cost. Figure 3 (b) shows the efficient frontier of Pareto optimal solutions. BROIL achieves significant improvements in robustness by sacrificing a small amount of expected utility. Figure 3 (c) shows that the BROIL policies with $\lambda < 1$ have much smaller tails than the policy that only optimizes with respect to the expected rewards.

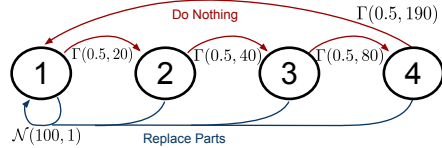


Figure 2: Machine Replacement MDP

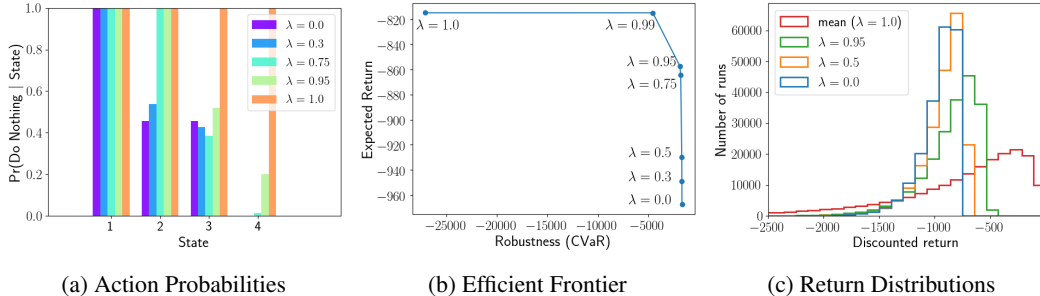


Figure 3: Risk-sensitive ($\lambda \in [0, 1)$) and risk-neutral ($\lambda = 1$) policies for the machine replacement problem. Varying λ results in a family of solutions that trade-off conditional value at risk and return. The risk-neutral policy has heavy tails, while BROIL produces risk-sensitive policies that trade-off a small decrease in expected return for a large increase in robustness (CVaR).

Ambiguous Demonstrations Next we consider the case where the agent has no prior knowledge about the reward function, but where demonstrations are available. In particular, we are interested in the case where demonstrations cover only part of the state-space, so even after observing a demonstration there is still high uncertainty over the true reward function. To clearly showcase the benefits of BROIL, we constructed the MDP shown in Figure 4 where there are two features (red and white) with unknown costs, a terminal state in the bottom right, and $\gamma = 0.95$. Actions are in the four cardinal directions with deterministic dynamics. The agent observes the demonstration shown in Figure 4 (a) that demonstrates some preference for the white feature over the red feature and a preference for exiting the MDP. However, the demonstration does not provide sufficient information to know what to do in the top right states where demonstrator actions are unavailable. In particular, the agent does not know the true cost of the red cells and whether taking the shortest path from the top right states to the terminal state is optimal. We demonstrate that BROIL results in much more sensible policies across a spectrum of risk-sensitivities, than other state-of-the-art approaches.

Given the single demonstration, we generated 2000 samples from the posterior $P(R|D)$ using Bayesian IRL [43]. We compare against the state-of-the-art risk-sensitive, maxmin algorithm, LPAL, proposed by Syed et al. [53] and the state-of-the-art risk-neutral Maximum Entropy IRL algorithm [62]. Shown in Figure 4 are the optimal policies for MaxEnt IRL [62], LPAL [53], and BROIL using the robust and baseline regret formulations with $\alpha = 0.95$. We plotted the unique policies and a sample λ that results in each policy. Note that $\lambda = 1$ is equivalent to solving for the optimal policy for the mean reward Figure 4 (h). The baseline regret formulation uses the expert feature counts to baseline risk and seeks to completely avoid the red feature for $\lambda = 0$. As λ increases, the baseline regret policy is more willing to take a shortcut to get to the terminal state in the bottom right corner. Conversely, the robust policy takes the shortcut through the far right red cell which balances the risk of the red feature with the knowledge that the white feature is likely to also have high cost.

To better understand the differences between these approaches without committing to a particular ground-truth reward function, we examine each algorithm’s performance across the posterior distribution $\mathbb{P}(R|D)$. Figure 5 (a) shows $\psi(\pi, R) = \rho(\pi, R)$ sorted from smallest to largest when evaluated under each sample from the posterior. Figure 5 (b) shows the results when $\psi(\pi, R) = \rho(\pi, R) - \rho(\hat{\mu}_E, R)$. LPAL is similar to the baseline regret formulation of BROIL in that it seeks to optimize a policy that performs better than the demonstrator; however, unlike BROIL, LPAL uses a fully adversarial maxmin approach that penalizes the biggest deviation from the demonstrated feature counts [53]. This results in always avoiding red cells, but also trying to exactly match the feature counts of the demonstration. This feature count matching results in a highly stochastic policy that does not always terminate quickly. MaxEnt IRL is completely risk-neutral, but also seeks to explicitly match feature counts while maintaining maximum entropy over the policy actions. This results in a highly stochastic policy that sometimes takes shortcuts through the red cells, but also sometimes takes actions that move it away from the terminal state.

Figure 5 shows that both formulations of BROIL significantly outperform MaxEnt IRL and LPAL. The return distribution of the robust BROIL policy is flatter than the other policies as it attempts to find a policy that performs well in the 5% worst-case under all reward functions and needs to be robust to posterior samples that put high costs on white cells and only slightly higher costs on red.

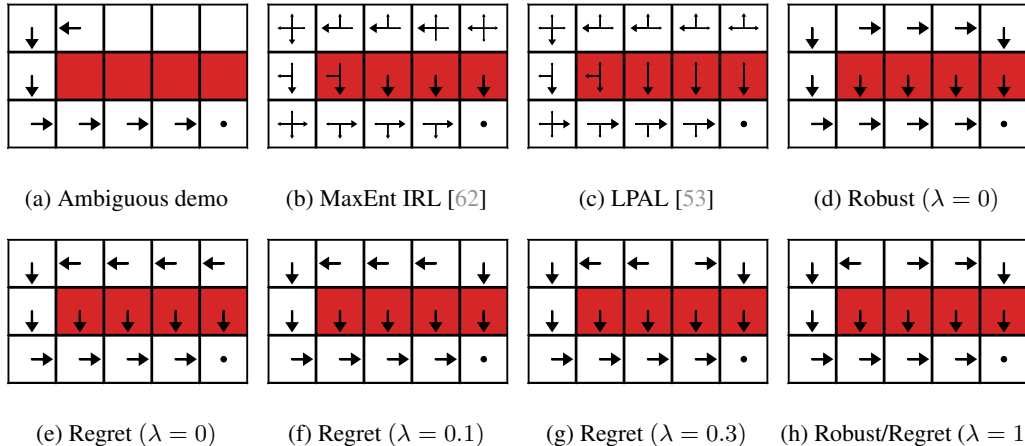


Figure 4: When demonstrations BROIL results in a family of solutions that balance return and risk based on the value of λ . (a) Ambiguous demonstration that does not convey enough information to determine how undesirable the red states are. (b-c) MaxEnt IRL and LPAL results in stochastic policies where size of arrow represents probability. (d) The robust policy with $\lambda = 0$ balances the goodness and badness of red and prefers taking a shortcut. (e-g) The regret policy avoids red for small λ . (h) The optimal policy for the mean reward ($\lambda = 1$) takes a short cut through red cells.

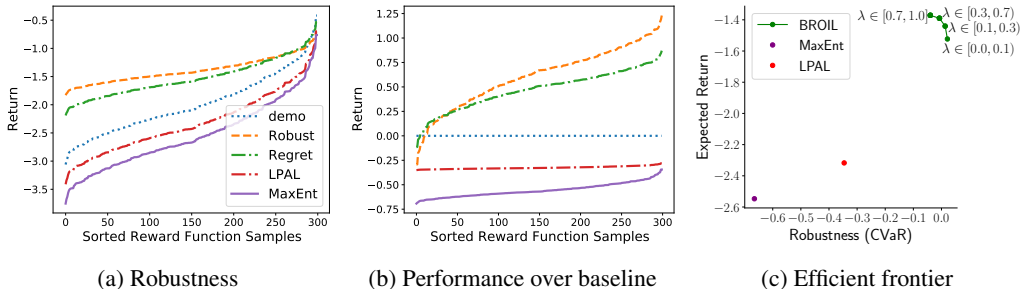


Figure 5: Sorted return distributions over the posterior for the BROIL Robust and Baseline Regret policies compared to the return distributions of the demonstration, MaxEnt IRL [62], LPAL [54]. The robust policy attempts to maximize worst-case performance over the posterior. The baseline regret also seeks to maximize worst-case performance but relative to the demonstration.

On the other hand the Baseline Regret formulation computes risk under the posterior with respect to the expected feature counts $\hat{\mu}_E$ of the demonstrator. This makes reward function hypotheses that would lead to entering red states more risky since the demonstrator only visited white states. The regret formulation seeks to maximize the margin between the return of the baseline regret policy and the return of the demonstration over the posterior. Thus, the regret policy tracks the performance of the baseline more than the robust policy as shown in Figure 5(a). As shown in Figure 5 (b), the regret formulation has better tail performance with respect to the posterior baseline regret. Figure 5 (c) shows the efficient frontier for the baseline regret formulation and shows that BROIL dominates LPAL and MaxEnt IRL with respect to both expected return and robustness.

6 Conclusion

We proposed Bayesian Robust Optimization for Imitation Learning (BROIL), a method for optimizing a policy to be robust to conditional value at risk under an unknown reward function. Our results show that BROIL has better overall performance than existing risk-sensitive maximin [53] and risk-neutral [62] approaches to IRL. Our approach balances return and conditional value at risk to produce a family of robust solutions parameterized by the risk-aversion of the user. This work focuses on policy optimization and requires either a prior or posterior distribution over likely reward functions. However,

obtaining a posterior via Bayesian IRL [43] typically involves repeatedly solving an MDP in the inner loop which makes it difficult to obtain posterior distributions in complex control tasks. Future work includes taking advantage of recent research on efficient non-linear Bayesian reward learning via Gaussian processes [8] and deep neural networks [9, 11]. Future work also includes investigating natural extensions of our work to continuous state and action spaces such as optimizing the BROIL objective via policy gradient methods [50, 52] or approximate linear programming [17, 38, 39].

Broader Impact

Algorithms that balance risk and return are have been common in financial applications for a long time, but are just starting to be applied to AI/ML systems. We believe this is a positive trend as many AI/ML applications have risk and return trade-offs that are not always adequately addressed. In this work we have proposed a principled approach optimizing control policies that balance expected return and epistemic risk under an uncertain reward functions. We see this work as an important step towards the general goal of robust autonomous systems that can interact safely with and assist humans in a wide variety of tasks and under a wide variety of preferences and risk tolerances. However, there are potential downsides to having risk and return trade-offs if these trade-offs are made incorrectly or interpreted incorrectly—despite using risk-sensitive metrics, financial systems still occasionally crash or fail. Our proposed algorithm, BROIL, does not guarantee safety, thus an autonomous system based on our approach will not be guaranteed to never make a mistake. Instead, BROIL optimizes a policy that is robust with respect to the agent’s uncertainty over it’s learned representation of the demonstrator’s reward function. Thus, the optimized policy may not always conform to a human’s intuition about what safe or robust behavior should look like. Advances in explainable AI systems have the potential to mitigate these issues, but explainable AI remains an open area of research and effectively conveying the rationality behind complex risk-return trade-offs is non-trivial.

References

- [1] Pieter Abbeel and Andrew Y Ng. Apprenticeship learning via inverse reinforcement learning. In *Proceedings of the twenty-first international conference on Machine learning*, page 1, 2004.
- [2] Asrar Ahmed and Patrick Jaillet. Sampling Based Approaches for Minimizing Regret in Uncertain Markov Decision Processes (MDPs). *Journal of Artificial Intelligence Research (JAIR)*, 59:229–264, 2017.
- [3] Asrar Ahmed, Padeep Varakantham, Yossiri Adulyasak, and Patrick Jaillet. Regret based Robust Solutions for Uncertain Markov Decision Processes. In *Advances in Neural Information Processing Systems (NIPS)*, 2013.
- [4] Philippe Artzner, Freddy Delbaen, Jean-Marc Eber, and David Heath. Coherent measures of risk. *Mathematical finance*, 9(3):203–228, 1999.
- [5] Hideki Asoh, Masanori Shiro1 Shotaro Akaho, Toshihiro Kamishima, Koiti Hasida, Eiji Aramaki, and Takahide Kohro. An application of inverse reinforcement learning to medical records of diabetes treatment. In *ECML-PKDD Workshop on Reinforcement Learning with Generalized Feedback*, 2013.
- [6] Aharon Ben-Tal, Dimitris Bertsimas, and David B. Brown. A Soft Robust Model for Optimization Under Ambiguity. *Operations Research*, 58(4):1220–1234, 2010.
- [7] Aharon Ben-Tal, Laurent El Ghaoui, and Arkadi Nemirovski. *Robust Optimization*. Princeton University Press, 2009.
- [8] Erdem Biyik, Nicolas Huynh, Mykel J. Kochenderfer, and Dorsa Sadigh. Active preference-based gaussian process regression for reward learning. In *Proceedings of Robotics: Science and Systems (RSS)*, July 2020.
- [9] Daniel Brown, Scott Niekum, Russell Coleman, and Ravi Srinivasan. Safe imitation learning via fast bayesian reward inference from preferences. In *Proceedings of Machine Learning and Systems 2020*, pages 7513–7525. 2020.

- [10] Daniel S Brown and Scott Niekum. Efficient probabilistic performance bounds for inverse reinforcement learning. In *Thirty-Second AAAI Conference on Artificial Intelligence*, 2018.
- [11] Daniel S. Brown and Scott Niekum. Deep bayesian reward learning from preferences. In *NeurIPS Workshop on Safety and Robustness in Decision Making*, 2019.
- [12] Jaedeug Choi and Kee-Eung Kim. Map inference for bayesian inverse reinforcement learning. In *Advances in Neural Information Processing Systems*, pages 1989–1997, 2011.
- [13] Yinlam Chow, Aviv Tamar, Shie Mannor, and Marco Pavone. Risk-sensitive and robust decision-making : A CVaR optimization approach. In *Neural Information Processing Systems (NIPS)*, 2015.
- [14] Erick Delage and Shie Mannor. Percentile optimization for markov decision processes with parameter uncertainty. *Operations research*, 58(1):203–213, 2010.
- [15] Freddy Delbaen. Coherent risk measures on general probability spaces. In *Advances in finance and stochastics*, pages 1–37. Springer, 2002.
- [16] Esther Derman, Daniel Mankowitz, Timothy A Mann, and Shie Mannor. Soft-Robust Actor-Critic Policy-Gradient. In *Uncertainty in Artificial Intelligence (UAI)*, 2018.
- [17] V. V. Desai, V. F. Farias, and C. C. Moallemi. Approximate dynamic programming via a smoothed linear program. *Operations Research*, 60(3):655–674, jul 2012.
- [18] Hans Follmer and Alexander Schied. *Stochastic Finance: An Introduction in Discrete Time*. Walter de Gruyter, 3rd edition, 2011.
- [19] Justin Fu, Katie Luo, and Sergey Levine. Learning robust rewards with adversarial inverse reinforcement learning. *arXiv preprint arXiv:1710.11248*, 2017.
- [20] Javier Garcia and Fernando Fernández. A comprehensive survey on safe reinforcement learning. *Journal of Machine Learning Research*, 16(1):1437–1480, 2015.
- [21] Mohammad Ghavamzadeh, Marek Petrik, and Yinlam Chow. Safe policy improvement by minimizing robust baseline regret. In *Advances in Neural Information Processing Systems*, pages 2298–2306, 2016.
- [22] Vineet Goyal and Julien Grand-Clement. Robust Markov Decision Process: Beyond Rectangularity. Technical report, 2018.
- [23] Dylan Hadfield-Menell, Smitha Milli, Pieter Abbeel, Stuart J Russell, and Anca Dragan. Inverse reward design. In *Advances in neural information processing systems*, pages 6765–6774, 2017.
- [24] Jonathan Ho and Stefan Ermon. Generative Adversarial Imitation Learning. In *Advances in Neural Information Processing Systems*, pages 7461–7472, 2016.
- [25] Jessie Huang, Fa Wu, Doina Precup, and Yang Cai. Learning safe policies with expert guidance. In *Advances in Neural Information Processing Systems*, pages 9105–9114, 2018.
- [26] Dan A. Iancu and Nikolaos Trichakis. Pareto Efficiency in Robust Optimization. *Management Science*, 60(1):130–147, 2014.
- [27] Philippe Jorion. Value at risk. 2000.
- [28] John Kalantari, Heidi Nelson, and Nicholas Chia. The unreasonable effectiveness of inverse reinforcement learning in advancing cancer research. In *Association for the Advancement of Artificial Intelligence (AAAI)*, 2020.
- [29] Nathan Kallus and Angela Zhou. Confounding-Robust Policy Improvement. In *Neural Information Processing Systems (NIPS)*, 2018.
- [30] Jonathan Lacotte, Mohammad Ghavamzadeh, Yinlam Chow, and Marco Pavone. Risk-sensitive generative adversarial imitation learning. *arXiv preprint arXiv:1808.04468*, 2018.

- [31] Romain Laroche, Paul Trichelair, Rémi Tachet des Combes, and Remi Tachet. Safe Policy Improvement with Baseline Bootstrapping. In *International Conference of Machine Learning (ICML)*, 2019.
- [32] Anirudha Majumdar, Sumeet Singh, Ajay Mandlekar, and Marco Pavone. Risk-sensitive inverse reinforcement learning via coherent risk models. In *Robotics: Science and Systems*, 2017.
- [33] Shie Mannor, Ofir Mebel, and Huan Xu. Robust MDPs with k-rectangular uncertainty. *Mathematics of Operations Research*, 41(4):1484–1509, 2016.
- [34] Harry M Markowitz and G Peter Todd. *Mean-variance analysis in portfolio choice and capital markets*, volume 66. John Wiley & Sons, 2000.
- [35] Andrew Y Ng, Stuart J Russell, et al. Algorithms for inverse reinforcement learning. In *Icml*, volume 1, page 2, 2000.
- [36] Thwarted on the On-ramp: Waymo Driverless Car Doesn’t Feel the Urge to Merge. <https://www.thetruthaboutcars.com/2018/05/thwarted-ramp-waymo-driverless-car-doesnt-feel-urge-merge/>. (accessed: 05.19.2020).
- [37] Takayuki Osa, Joni Pajarinen, Gerhard Neumann, J Andrew Bagnell, Pieter Abbeel, and Jan Peters. An algorithmic perspective on imitation learning. *arXiv preprint arXiv:1811.06711*, 2018.
- [38] Jason Papis and Ronald Parr. Non-parametric Approximate Linear Programming for MDPs. In *Conference on Artificial Intelligence (AAAI)*, 2011.
- [39] Marek Petrik. *Optimization-based Approximate Dynamic Programming*. PhD thesis, University of Massachusetts Amherst, 2010.
- [40] Marek Petrik and Ronny Luss. Interpretable Policies for Dynamic Product Recommendations. In *Uncertainty in Artificial Intelligence (UAI)*, 2016.
- [41] Marek Petrik and Dharmashankar Subramanian. An approximate solution method for large risk-averse Markov decision processes. In *Uncertainty in Artificial Intelligence (UAI)*, 2012.
- [42] Martin L Puterman. *Markov decision processes: Discrete stochastic dynamic programming*. 2005.
- [43] Deepak Ramachandran and Eyal Amir. Bayesian inverse reinforcement learning. In *IJCAI*, volume 7, pages 2586–2591, 2007.
- [44] Kevin Regan and Craig Boutilier. Regret-based reward elicitation for Markov decision processes. In *Conference on Uncertainty in Artificial Intelligence (UAI)*, pages 444–451, 2009.
- [45] R Tyrrell Rockafellar, Stanislav Uryasev, et al. Optimization of conditional value-at-risk. *Journal of risk*, 2:21–42, 2000.
- [46] Reazul Hasan Russell and Marek Petrik. Beyond Confidence Regions: Tight Bayesian Ambiguity Sets for Robust MDPs. In *Advances in Neural Information Processing Systems (NeurIPS)*, 2019.
- [47] Stuart Russell and Peter Norvig. *Artificial intelligence: a modern approach*. 2002.
- [48] Dorsa Sadigh, Anca D Dragan, Shankar Sastry, and Sanjit A Seshia. Active preference-based learning of reward functions. In *Robotics: Science and Systems*, 2017.
- [49] Anirban Santara, Abhishek Naik, Balaraman Ravindran, Dipankar Das, Dheevatsa Mudigere, Sasikanth Avancha, and Bharat Kaul. RAIL : Risk-Averse Imitation Learning Extended Abstract. (D):2062–2063, 2018.
- [50] John Schulman, Filip Wolski, Prafulla Dhariwal, Alec Radford, and Oleg Klimov. Proximal policy optimization algorithms. *arXiv preprint arXiv:1707.06347*, 2017.

- [51] A. Shapiro, D. Dentcheva, and A. Ruszczyński. *Lectures on stochastic programming: Modeling and theory*. 2014.
- [52] Richard S Sutton, David A McAllester, Satinder P Singh, and Yishay Mansour. Policy gradient methods for reinforcement learning with function approximation. In *Advances in neural information processing systems*, pages 1057–1063, 2000.
- [53] Umar Syed, Michael Bowling, and Robert E Schapire. Apprenticeship learning using linear programming. In *Proceedings of the 25th international conference on Machine learning*, pages 1032–1039, 2008.
- [54] Umar Syed, Michael Bowling, and Robert E. Schapire. Apprenticeship learning using linear programming. *Proceedings of the 25th International Conference on Machine Learning*, pages 1032–1039, 2008.
- [55] Aviv Tamar, Yonatan Glassner, and Shie Mannor. Optimizing the cvar via sampling. In *Twenty-Ninth AAAI Conference on Artificial Intelligence*, 2015.
- [56] Yichuan Charlie Tang, Jian Zhang, and Ruslan Salakhutdinov. Worst cases policy gradients. In Leslie Pack Kaelbling, Danica Kragic, and Komei Sugiura, editors, *Proceedings of the Conference on Robot Learning*, volume 100 of *Proceedings of Machine Learning Research*, pages 1078–1093. PMLR, 30 Oct–01 Nov 2020.
- [57] Andrea Tirinzoni, Xiangli Chen, Marek Petrik, and Brian D Ziebart. Policy-Conditioned Uncertainty Sets for Robust Markov Decision Processes. In *Neural Information Processing Systems (NIPS)*, 2018.
- [58] Markus Wulfmeier, Dushyant Rao, Dominic Zeng Wang, Peter Ondruska, and Ingmar Posner. Large-scale cost function learning for path planning using deep inverse reinforcement learning. *The International Journal of Robotics Research*, 36(10):1073–1087, 2017.
- [59] Huan Xu and Shie Mannor. Parametric regret in uncertain Markov decision processes. In *IEEE Conference on Decision and Control (CDC)*, pages 3606–3613, 2009.
- [60] Kelvin Xu, Ellis Ratner, Anca Dragan, Sergey Levine, and Chelsea Finn. Learning a prior over intent via meta-inverse reinforcement learning. *International Conference on Machine Learning*, 2019.
- [61] Jiangchuan Zheng, Siyuan Liu, and Lionel M Ni. Robust bayesian inverse reinforcement learning with sparse behavior noise. In *Twenty-Eighth AAAI Conference on Artificial Intelligence*, 2014.
- [62] Brian D Ziebart, Andrew L Maas, J Andrew Bagnell, and Anind K Dey. Maximum entropy inverse reinforcement learning. In *Aaai*, volume 8, pages 1433–1438. Chicago, IL, USA, 2008.

A Linear Programming Details

The BROIL objective is:

$$\begin{aligned} & \underset{\mathbf{u} \in \mathbb{R}^{\mathcal{S} \times \mathcal{A}}, \sigma \in \mathbb{R}}{\text{maximize}} && (1 - \lambda) \cdot \left(\sigma - \frac{1}{1 - \alpha} \mathbf{p}^\top [\sigma \cdot \mathbf{1} - \Psi(\pi, R)]_+ \right) + \lambda \cdot (\mathbf{R}\mathbf{p})^\top \mathbf{u} \\ & \text{subject to} && \sum_{a \in \mathcal{A}} (\mathbf{I} - \gamma \cdot \mathbf{P}_a^\top) \mathbf{u}^a = \mathbf{p}_0, \quad \mathbf{u} \geq \mathbf{0}, \end{aligned}$$

This can be written as a linear program in standard form as follows:

$$\min_{\sigma, \mathbf{u}} \quad -(1 - \lambda)(\sigma + \frac{1}{1 - \alpha} \mathbf{p}^\top \mathbf{z}) - \lambda \mathbf{p}^\top \mathbf{R}^\top \mathbf{u} \quad (8)$$

$$\text{s.t.} \quad -\mathbf{R}^\top \mathbf{u} + \sigma \mathbf{1} - \mathbf{z} \leq -\mathbf{R}^\top \mathbf{u}_E \quad (9)$$

$$[(\mathbf{I} - \gamma \mathbf{P}_{a_1}^\top), \dots, (\mathbf{I} - \gamma \mathbf{P}_{a_m}^\top)] \begin{bmatrix} \mathbf{u}^{a_1} \\ \vdots \\ \mathbf{u}^{a_n} \end{bmatrix} = \mathbf{p}_0 \quad (10)$$

$$\mathbf{u} \geq \mathbf{0}, \mathbf{z} \geq \mathbf{0}, \sigma \in \mathbb{R} \quad (11)$$

We use Scipy’s linear programming software (v 1.4.1) when solving this LP in the experiments in the paper¹.

B Bayesian IRL Details

When learning a posterior from demonstrations we use Bayesian IRL [43]. Bayesian IRL has the following likelihood function: Bayesian IRL assumes access to an MDP without a reward function, denoted $\text{MDP} \setminus \mathbf{R}$ and a set of demonstrations, $D = \{(s_1, a_1), \dots, (s_m, a_m)\}$, consisting of state-action pairs. Bayesian IRL (BIRL) [43] seeks to estimate the posterior over reward functions given demonstrations, $P(R|D) \propto P(D|R)P(R)$. BIRL makes the assumption that the demonstrator is Boltzman rational and follows a softmax policy, resulting in the likelihood function

$$P(D|R) = \prod_{(s,a) \in D} P((s,a)|R) = \prod_{(s,a) \in D} \frac{e^{\beta Q_R^*(s,a)}}{\sum_{b \in \mathcal{A}} e^{\beta Q_R^*(s,b)}} \quad (12)$$

where $Q_R^*(s, a)$ is the optimal Q-value function for reward R , and β is a parameter representing the confidence in the demonstrator’s optimality. Given a reward function R , the Q-value of a state-action pair (s, a) is defined as $Q_R^\pi(s, a) = R(s) + \gamma \sum_{s' \in \mathcal{S}} T(s, a, s') V_R^\pi(s')$. We denote $Q_R^*(s, a) = \max_\pi Q_R^\pi(s, a)$. Equation 12 gives greater likelihood to rewards for which the actions taken by the expert have higher Q-values than the alternative actions.

Bayesian IRL uses Markov chain Monte Carlo (MCMC) sampling to sample from the posterior $P(R|D)$. Feature weights are sampled according to a proposal distribution, and for each sample the MDP is solved to obtain the sample’s likelihood and determine the transition probabilities within the Markov chain. We use $\beta = 10$ for all of our experiments. We use a Gaussian proposal with standard deviation of 0.2. We use a burn-in period of 500 samples and skip every 5th sample after that to reduce autocorrelation. We tried a range of values for β and found very similar results. The step size was tuned to result in an accept ratio close to 0.4. Because scaling a reward function does not affect the optimal policy, we following prior work [1, 10, 53] and assume that the reward function is scaled. For each proposal we project to the L2-norm ball to ensure that $\|w\|_2 = 1$.

C Maximum Entropy IRL Details

We compare against Maximum Entropy IRL [62]. We use the implementation presented by Ziebart et al. [62], but to make it more comparable to Bayesian IRL we also add a boltzman parameter β to the

¹<https://docs.scipy.org/doc/scipy/reference/generated/scipy.optimize.linprog.html>

likelihood such that

$$P(\xi) \propto \exp(\beta R(\xi)). \quad (13)$$

where ξ is a trajectory and $R(\xi)$ is the cumulative return of a trajectory. We use $\beta = 10$ to match our implementation choice for Bayesian IRL. We used a learning rate of 0.01. We perform projected gradient descent by projecting to the L2-norm ball such that $\|w\|_2 = 1$. We use a horizon equal to the number of states in the MDP. We stop gradient ascent on the likelihood function once it has converged. We detect convergence by measuring the difference in the L2-norm of the updated and prior weights and check if that is within a precision value of 0.00001. If so, then we stop gradient ascent. We experimented with several different values for each of these hyperparameters and found these to provide best performance.

D LPAL Details

Linear Programming Apprenticeship Learning (LPAL) [53] has a robust form that is similar to ours but makes several critical and limiting assumptions: (1) they assume that the reward weights are strictly positive, this means they assume that the feature vector $\phi(s)$ explicitly encodes whether a feature is good or bad by its sign. (2) They assume very accurate estimation of the expert’s expected feature counts $\hat{\mu}_E$. This requires an extremely large number of demonstrations (c.f. [10]). (3) Finally, they assume a worst-case adversarial reward function that will penalize whatever the learner does that is most different from the demonstrator, even if this reward function completely contradicts the demonstrations, i.e., it does not take into account the likelihood of reward functions.

To compare BROIL against a state-of-the-art robust IRL approach, we implemented Linear Programming Apprenticeship Learning [53]. The original paper assumes that the signs of the feature weights determine whether a feature is good or bad and that the feature weights w lie on the probability simplex. In our work we do not assume prior knowledge about which features are good or bad (we seek to infer this from demonstrations). Thus, we implemented LPAL in a way that allows it to work with any features and feature weights that can be both positive and negative. We simply assume that $\|w\|_1 \leq 1$.

The original formulation of LPAL (which assumes knowledge of which reward features are good and bad) is as follows:

$$\max_{u, B} \left\{ B \mid B\mathbf{1} \leq \Phi_{\text{LPAL}}^T u - \hat{\mu}_E, \sum_{a \in \mathcal{A}} (\mathbf{I} - \gamma \cdot P_a^T) u_a = p_0, u \geq \mathbf{0}, B \in \mathbb{R} \right\}. \quad (14)$$

In the paper we compare against the solution to the following derivation of the LPAL algorithm which does not assume the weights are non-negative, thus removing the need to know beforehand which features are good or bad:

$$\min_{u, B} \left\{ B \mid -B\mathbf{1} \geq -\Phi^T u + \hat{\mu}_E, B\mathbf{1} \geq \Phi^T u - \hat{\mu}_E, \sum_{a \in \mathcal{A}} (\mathbf{I} - \gamma \cdot P_a^T) u_a = p_0, u \geq \mathbf{0}, B \in \mathbb{R} \right\}. \quad (15)$$

We can write this as a linear program in standard form as follows

$$- \min_{B, u} \quad B \quad (16)$$

$$\text{s.t.} \quad B\mathbf{1} - \Phi^T u \leq -\hat{\mu}_E \quad (17)$$

$$-B\mathbf{1} + \Phi^T u \leq \hat{\mu}_E \quad (18)$$

$$[(\mathbf{I} - \gamma P_{a_1}^T), \dots, (\mathbf{I} - \gamma P_{a_m}^T)] \begin{bmatrix} u_{a_1} \\ \vdots \\ u_{a_n} \end{bmatrix} = p_0 \quad (19)$$

$$u \geq \mathbf{0} \quad (20)$$

$$B \in \mathbb{R} \quad (21)$$

This formulation of the maxmin objective for LPAL can be derived as follows: The basic LPAL objective is

$$\max_{u \in U} \min_{w \succ=0, \|w\|_1 \leq 1} (u^t \Phi w - u_E \Phi w) \quad (22)$$

If we want to get rid of the requirement for positive weights then we have

$$\max_{u \in U} \min_{\|w\|_1 \leq 1} (u^t \Phi w - u_E \Phi w) \quad (23)$$

The inner minimization can be changed into a maximization as follows:

$$\max_{u \in U} - \max_{\|w\|_1 \leq 1} -((u^t \Phi - u_E \Phi)w) \quad (24)$$

Next we use the fact that the infinity norm and 1-norm are dual to each other and that $\|z\| = \|-z\|$ to get the following optimization problem:

$$\max_{u \in U} -\|u^T \Phi - u_E^T \Phi\|_\infty \quad (25)$$

We change the maximization to a minimization by changing signs:

$$- \min_{u \in U} \|u^T \Phi - u_E^T \Phi\|_\infty \quad (26)$$

Using a standard linear programming trick we can write the above objective as follows:

$$- \min_{u \in U, B} \{B \mid B \mathbf{1} \geq u^T \Phi - u_E^T \Phi, -B \mathbf{1} \geq -u^T \Phi + u_E^T \Phi, B \in \mathbb{R}\}. \quad (27)$$