

# Sifting Convolution on the Sphere

Patrick J. Roddy\* and Jason D. McEwen\*

\* Mullard Space Science Laboratory (MSSL), University College London (UCL), Surrey RH5 6NT, UK  
patrick.rodgy.17@ucl.ac.uk, jason.mcewen@ucl.ac.uk

**Abstract**—A novel spherical convolution is defined through the sifting property of the Dirac delta on the sphere. The so-called sifting convolution is defined by the inner product of one function with a translated version of another, but with the adoption of an alternative translation operator on the sphere. This translation operator follows by analogy with the Euclidean translation when viewed in harmonic space. The sifting convolution satisfies a variety of desirable properties that are lacking in alternate definitions, namely: it supports directional kernels; it has an output which remains on the sphere; and is efficient to compute. An illustration of the sifting convolution on a topographic map of the Earth demonstrates that it supports directional kernels to perform anisotropic filtering, while its output remains on the sphere.

**Index Terms**—Convolution, 2-sphere, spherical harmonics.

## I. INTRODUCTION

MANY fields in science and engineering measure data on spherical manifolds, such as computer graphics [1], planetary science [2], geophysics [3], quantum chemistry [4], and cosmology [5]. Possible extensions to signal processing techniques developed in the Euclidean domain may be transferred to the spherical domain. The convolution is an important signal processing technique between two signals defined on the 2-sphere, which is central to filtering — an integral part of spherical analyses.

Many definitions of spherical convolutions exist in the literature. A spherical convolution operator would ideally exhibit a variety of desirable properties — such a spherical convolution would accept directional inputs, whilst having the output remain on the sphere. Moreover, the convolution would be efficient to compute. Existing convolutions such as the *isotropic convolution* (e.g. [6], [7]) and the *left convolution* [8] restrict themselves to an axisymmetric kernel. The *directional convolution* has an output which is not on the sphere (e.g. [6], [9]). Lastly, the *commutative anisotropic convolution* [10], [11] and the directional convolution are computationally demanding. No existing spherical convolution satisfies all three desirable properties.

This letter presents an alternative spherical convolution, the *sifting convolution*, defined through the sifting property of the Dirac delta — in analogy to the Euclidean definition. The convolution is anisotropic in nature and supports directional kernels. The output remains on the sphere, even when both inputs are directional. Moreover, the convolution is efficient to compute, and is commutative up to a complex conjugate.

The remainder of this letter is as follows. Section II includes some mathematical preliminaries and reviews existing spherical convolutions in the literature. Section III introduces the proposed sifting convolution. Section IV presents a demonstration of the convolution with a directional kernel. Lastly, Section V sets out some concluding remarks.

## II. MATHEMATICAL BACKGROUND AND PROBLEM FORMULATION

### A. Mathematical Preliminaries

1) *Signals on the Sphere*: Consider a complex valued square-integrable function  $f(\omega)$  on the 2-sphere  $\mathbb{S}^2 = \{\omega \in \mathbb{R}^3 : \|\omega\| = 1\}$ . Here  $\omega = (\theta, \phi)$  parameterise a point on the unit sphere, where  $\theta \in [0, \pi]$  is the colatitude and  $\phi \in [0, 2\pi)$  is the longitude.

Define the inner product of two functions  $f(\omega)$  and  $g(\omega)$  on the 2-sphere as

$$\langle f|g \rangle = \int_{\mathbb{S}^2} d\Omega(\omega) f(\omega) g^*(\omega), \quad (1)$$

where  $d\Omega(\omega) = \sin \theta d\theta d\phi$  is the usual rotation invariant measure on the sphere. The functions  $f(\omega)$  with inner product Eq. (1) form the Hilbert Space  $L^2(\mathbb{S}^2)$ . The complex inner product induces a norm  $\|f\| = \sqrt{\langle f|f \rangle}$ . Signals on the sphere are functions with a finite induced norm.

2) *Spherical Harmonics*: The spherical harmonics are the complete orthonormal set of basis functions of the Hilbert space  $L^2(\mathbb{S}^2)$ . The spherical harmonic functions  $Y_{\ell m}(\omega)$  for integer degree  $\ell \geq 0$ , and integer order  $|m| \leq \ell$  are

$$Y_{\ell m}(\omega) = \sqrt{\frac{2\ell+1}{4\pi} \frac{(\ell-m)!}{(\ell+m)!}} P_{\ell}^m(\cos \theta) e^{im\phi}, \quad (2)$$

where  $P_{\ell}^m(x)$  are the *associated Legendre polynomials*. By the completeness of spherical harmonics, any  $f \in L^2(\mathbb{S}^2)$  may be decomposed as

$$f(\omega) = \sum_{\ell=0}^{\infty} \sum_{m=-\ell}^{\ell} f_{\ell m} Y_{\ell m}(\omega), \quad (3)$$

where  $f_{\ell m}$  are the spherical harmonic coefficients given by

$$f_{\ell m} = \langle f|Y_{\ell m} \rangle. \quad (4)$$

The phase convention adopted here is  $Y_{\ell m}^* = (-1)^m Y_{\ell(-m)}$  such that  $f_{\ell m}^* = (-1)^m f_{\ell(-m)}$  for a real field. One often considers signals on the sphere with a bandlimit of  $L$ ,

*i.e.* signals such that  $f_{\ell m} = 0$ ,  $\forall \ell \geq L$ ; and adopts the shorthand notation  $\sum_{\ell m} = \sum_{\ell=0}^{L-1} \sum_{m=-\ell}^{\ell}$ .

3) *Dirac Delta*: The Dirac delta on the sphere satisfies the following normalisation and sifting properties, respectively:

$$\int_{\mathbb{S}^2} d\Omega(\omega) \delta(\omega) = 1 \quad (5a)$$

$$\int_{\mathbb{S}^2} d\Omega(\omega) \delta_{\omega'}(\omega) f(\omega) = f(\omega'), \quad (5b)$$

where  $\delta_{\omega'}(\omega)$  represents the Dirac delta rotated to some  $\omega' = (\theta', \phi')$ . The harmonic expansion of the Dirac delta is

$$\delta_{\omega'}(\omega) = \sum_{\ell m} Y_{\ell m}^*(\omega') Y_{\ell m}(\omega), \quad (6)$$

which follows trivially by the sifting property.

4) *Rotation of a Signal on the 2-Sphere*: The Euler angles may parameterise three-dimensional rotations with  $\rho = (\alpha, \beta, \gamma) \in \text{SO}(3)$ , where  $\alpha \in [0, 2\pi)$ ,  $\beta \in [0, \pi]$ , and  $\gamma \in [0, 2\pi)$ . The rotation operator  $\mathcal{R}_\rho$  consists of the sequence of rotations: (i)  $\gamma$  rotation about the  $z$ -axis; (ii)  $\beta$  rotation about the  $y$ -axis; and (iii)  $\alpha$  rotation about the  $z$ -axis. The rotation of a function on the sphere is defined by

$$(\mathcal{R}_\rho f)(\omega) = f(\mathbf{R}_\rho^{-1} \omega), \quad (7)$$

where  $\mathbf{R}_\rho$  is the three-dimensional rotation matrix corresponding to  $\mathcal{R}_\rho$ . The spherical harmonic coefficients of a rotated function read

$$(\mathcal{R}_\rho f)_{\ell m} = \sum_{m'=-\ell}^{\ell} D_{m'm}^\ell(\rho) f_{\ell m'}, \quad (8)$$

where  $D_{m'm}^\ell(\rho)$  are *Wigner D matrices* given by

$$D_{m'm}^\ell(\rho) = e^{-im'\alpha} d_{m'm}^\ell(\beta) e^{-im\gamma}, \quad (9)$$

which form the  $2\ell + 1$ -dimensional representation of the rotation group for a given  $\ell$ . The *reduced d matrices*  $d_{m'm}^\ell(\beta)$  are real in this phase convention.

## B. Spherical Convolutions

The conventional convolution between two functions on two-dimensional Euclidean space  $\mathbb{R}^n$  is

$$(f \star g)(x) = \int_{\mathbb{R}^2} dy f(x - y) g(y), \quad (10)$$

where  $x, y \in \mathbb{R}^n$ . The convolution is commutative  $f \star g = g \star f$ . A spherical counterpart of the convolution is required for functions defined on the sphere. Alternative definitions of such a convolution exist in the literature but, while already useful, lack certain desirable properties.

The properties desired in the spherical extension of the convolution include: (i) the support of directional kernels; (ii) an output which remains on the sphere; and (iii) efficient computation. A convolution is considered computationally efficient here if its computational cost is no greater than

the cost of fast spherical harmonic transforms, *i.e.*  $\mathcal{O}(L^3)$  (*e.g.* [8], [12]). Formulations of spherical convolutions exist in the literature but none satisfy all these properties. A summary of existing spherical convolutions and their properties follows.

1) *Isotropic Convolution*: In real space the isotropic convolution (*e.g.* [6], [7]) is

$$(f \odot g)(\omega) = \int_{\mathbb{S}^2} d\Omega(\omega') f(\omega') (\mathcal{R}_\omega g)^*(\omega'), \quad (11)$$

which in harmonic space becomes (*e.g.* [6])

$$(f \odot g)_{\ell m} = \sqrt{\frac{4\pi}{2\ell + 1}} f_{\ell m} g_{\ell 0}^*. \quad (12)$$

The output remains on the sphere but at the expense of support for directional kernels. It is efficient to compute as it is a product in harmonic space.

2) *Left Convolution*: The definition of the left convolution [8] in real space is

$$(f \ominus g)(\omega) = \int_{\text{SO}(3)} d\rho(\rho) f(\rho\eta) g(\rho^{-1}\omega), \quad (13)$$

where  $\eta$  is the north pole, and  $d\rho(\rho) = \sin\beta d\alpha d\beta d\gamma$  is the usual invariant measure on  $\text{SO}(3)$ . The harmonic representation of this convolution is

$$(f \ominus g)_{\ell m} = 2\pi \sqrt{\frac{4\pi}{2\ell + 1}} f_{\ell m} g_{\ell 0}, \quad (14)$$

which is akin to the isotropic convolution Eq. (12). Hence, the properties are similar. The convolution is not directional; the output remains on the sphere; and the convolution is efficient to compute.

3) *Directional Convolution*: Rotations on the sphere are the spherical counterpart of translations in the Euclidean domain. Hence, the standard directional convolution is

$$(f \oplus g)(\rho) = \int_{\mathbb{S}^2} d\Omega(\omega) f(\omega) (\mathcal{R}_\rho g)^*(\omega). \quad (15)$$

Upon expanding in harmonic space, this becomes (*e.g.* [6], [9])

$$(f \oplus g)(\rho) = \sum_{\ell m} \sum_{m'=-\ell}^{\ell} f_{\ell m} (D_{m'm}^\ell(\rho) g_{\ell m'})^*, \quad (16)$$

and hence, the output is on  $\text{SO}(3)$ . Thus, the convolution can take directional inputs but the output is not on the sphere. Fast algorithms exist [6], [9], [13], [14] but the convolution remains less efficient than a spherical harmonic transform.

4) *Commutative Anisotropic Convolution*: The definition of the commutative anisotropic convolution [10], [11] is

$$(f \oplus g)(\omega) = \int_{\mathbb{S}^2} d\Omega(\omega') (\mathcal{R}_{(\phi, \theta, \pi - \phi)} f)(\omega') g(\omega'), \quad (17)$$

which on expansion reads

$$(f \oplus g)(\omega) = \sum_{\ell m} \sum_{m'=-\ell}^{\ell} D_{m'm}^\ell(\phi, \theta, \pi - \phi) f_{\ell m'} g_{\ell m}^*. \quad (18)$$

TABLE I  
PROPERTIES OF SPHERICAL CONVOLUTIONS.

	Anisotropic	$\mathbb{S}^2$ Output	Efficient
Isotropic	$\times$	$\checkmark$	$\checkmark$
Left	$\times$	$\checkmark$	$\checkmark$
Directional	$\checkmark$	$\times$	$\times$
Commutative Anisotropic	$\checkmark$	$\checkmark$	$\times$
Sifting (this work)	$\checkmark$	$\checkmark$	$\checkmark$

The limitation here is that one must specify the initial rotation as  $\gamma = \pi - \alpha$  in order for the convolution to be commutative. This convolution can handle directional inputs with the output remaining on the sphere. The complexity of the convolution is  $\mathcal{O}(L^3 \log L)$ , and hence, it is less efficient than a spherical harmonic transform.

### C. Problem Formulation

Table I presents a summary of the spherical convolutions discussed and their properties. No existing definition of a spherical convolution has all the desired properties discussed in Section II-B. In this work, the sifting convolution, which satisfies all desirable properties, is presented.

## III. SIFTING CONVOLUTION

This work defines the sifting convolution which permits directional kernels, whose output remains on the sphere and is efficient to compute. Moreover, it is commutative up to a complex conjugate. The sifting convolution is constructed using a novel translation operator defined on the sphere.

### A. Translation Operator

One may define an alternative translation operator  $\mathcal{T}_\omega$  on the sphere, which follows by an analogous construction to the Euclidean setting when taking a harmonic analogue. In the Euclidean setting, *e.g.*  $\mathbb{R}$ , the complex exponentials  $\phi_u(x) = \exp\{iux\}$ , with  $x, u \in \mathbb{R}$  form the standard orthonormal basis. A shift of coordinates defines the translation of the basis functions:  $\phi_u(x+x') = \phi_u(x')\phi_u(x)$ , with  $x' \in \mathbb{R}$  and where the final equality follows by the standard rule for exponents. The definition of the translation of the spherical harmonics on the sphere follows by analogy with the representation as a product of basis functions:

$$(\mathcal{T}_{\omega'} Y_{\ell m})(\omega) \equiv Y_{\ell m}(\omega') Y_{\ell m}(\omega), \quad (19)$$

where  $\omega' = (\theta', \phi')$ .

This leads to a natural harmonic expression for the translation of a general arbitrary function  $f \in L^2(\mathbb{S}^2)$

$$(\mathcal{T}_{\omega'} f)(\omega) = \sum_{\ell m} f_{\ell m} Y_{\ell m}(\omega') Y_{\ell m}(\omega), \quad (20)$$

implying

$$(\mathcal{T}_{\omega'} f)_{\ell m} = f_{\ell m} Y_{\ell m}(\omega'). \quad (21)$$

This translation operator is considered further in Section III-C to build greater intuition.

### B. Convolution Operator

With a translation operator to hand, one may define the sifting convolution on the sphere of  $f, g \in L^2(\mathbb{S}^2)$  in the usual manner by the inner product

$$(f \odot g)(\omega) \equiv \langle \mathcal{T}_\omega f | g \rangle, \quad (22)$$

noting the use of the alternative translation operator defined in Section III-A.

In harmonic space this simplifies to the product

$$(f \odot g)_{\ell m} = f_{\ell m} g_{\ell m}^*, \quad (23)$$

as

$$\begin{aligned} (f \odot g)(\omega) &= \langle \mathcal{T}_\omega f | g \rangle \\ &= \int_{\mathbb{S}^2} d\Omega(\omega') (\mathcal{T}_\omega f)(\omega') g^*(\omega') \\ &= \int_{\mathbb{S}^2} d\Omega(\omega') \sum_{\ell m} f_{\ell m} Y_{\ell m}(\omega') Y_{\ell m}(\omega) \sum_{\ell' m'} g_{\ell' m'}^* Y_{\ell' m'}^*(\omega') \\ &= \sum_{\ell m} f_{\ell m} g_{\ell m}^* Y_{\ell m}(\omega). \end{aligned} \quad (24)$$

Since the harmonic representation of the convolution is simply a product (again by analogy with the harmonic representation of the Euclidean convolution), it is efficient to compute.

### C. Translation Interpretation

One may show that the translation operator is simply a (sifting) convolution of a function with the shifted Dirac delta function:

$$\begin{aligned} (f \odot \delta_{\omega'})(\omega) &= \sum_{\ell m} f_{\ell m} Y_{\ell m}(\omega') Y_{\ell m}(\omega) \\ &= (\mathcal{T}_{\omega'} f)(\omega), \end{aligned} \quad (25)$$

by noting Eq. (23) and where the final equality follows by Eq. (20). The sifting convolution and translation are thus natural analogues of the respective operators defined in Euclidean space.

### D. Properties

The sifting convolution has all the desired properties discussed in Section II-B, namely, the convolution accepts directional inputs, has an output which remains on the sphere, and is efficient to compute. Table I summarises the properties of the sifting convolution and compares them to the properties of alternative spherical convolutions.

Note that this translation preserves symmetries about the north pole. For a function with odd/even symmetry about the north pole (*i.e.*  $f_{\ell m} = 0$ ,  $\forall m$  even/odd) the translated kernel would have odd/even symmetry which follows by Eq. (23). Thus, one must be careful when choosing a kernel for a convolution to ensure that it has the desired properties when translated, *e.g.* spatial localisation. In practice, this means that to perform a convolution corresponding to local smoothing, one must craft a kernel such that it translates to a single point (*i.e.* by avoiding symmetries in the initial kernel definition).




Fig. 1. A harmonic Gaussian translated to some  $\omega' = (\theta', \phi')$  (bandlimited at  $L = 128$ ). The top row corresponds to a more elongated kernel  $f_A$ , where  $(\sigma_\ell, \sigma_m) = (10^3, 10^1)$ ; whereas the bottom row corresponds to a more symmetric kernel  $f_B$ , where  $(\sigma_\ell, \sigma_m) = (10^3, 10^3)$ . The colour is between zero and one, reflecting the scaled intensity of the field. Columns show the real, imaginary, and absolute parts of the translated function.

#### IV. NUMERICAL ILLUSTRATION

This section demonstrates the effect of the sifting convolution through the application of a directional kernel to an example signal on the sphere.

Define the *harmonic Gaussian* as a two-dimensional Gaussian in harmonic space by

$$f_{\ell m} = \exp\left(-\left(\frac{\ell^2}{2\sigma_\ell^2} + \frac{m^2}{2\sigma_m^2}\right)\right). \quad (26)$$

In effect, this function is the standard axisymmetric Gaussian in  $\ell$  modulated by a Gaussian in  $m$ . Note this function is not real — if required one can define only the positive  $m$  components and impose reality by the conjugate symmetry relationship in harmonic space. The function is directional, and hence, is useful in illustrating the effect of the sifting convolution on the sphere. All later computations use the SSHT<sup>1</sup> code [12].

Consider two differently sized harmonic Gaussians on the sphere to see the effect on the sifting convolution. Fig. 1 shows both an elongated (top row) and symmetric (bottom row) translated harmonic Gaussian.

To study the effect of the sifting convolution, consider the *Earth Gravitational Model EGM2008* dataset [15]. This dataset is the topographic map of the Earth. Fig. 2 presents the dataset up to an order of  $L = 128$ . The sifting convolution is then performed between the Earth representation and the harmonic Gaussian with the resultant plot given in Fig. 3. As expected, when the elongated kernel is considered, as shown in the left panel, the result exhibits greater anisotropic smoothing than when considering the symmetric kernel, as shown in the right panel. It is clear that the sifting convolution supports directional kernels to




Fig. 2. EGM2008 dataset centred on a view of South America (bandlimited at  $L = 128$ ). The colour is between zero and one, reflecting the scaled intensity of the field.

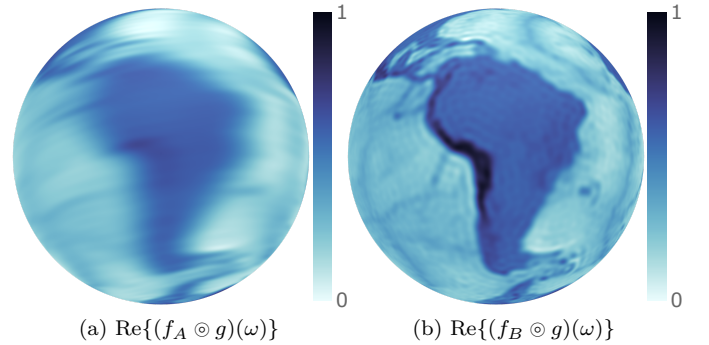


Fig. 3. The real part of the sifting convolution between the EGM2008 dataset and the harmonic Gaussian, rotated to view of South America (bandlimited at  $L = 128$ ). Panel (a) corresponds to a more elongated kernel  $f_A$ , where  $(\sigma_\ell, \sigma_m) = (10^3, 10^1)$ ; whereas panel (b) corresponds to a more symmetric kernel  $f_B$ , where  $(\sigma_\ell, \sigma_m) = (10^3, 10^3)$ . As expected, the resultant sifting convolved Earth map exhibits greater anisotropic smoothing in panel (a) than in panel (b). It is clear that the sifting convolution supports directional kernels to perform anisotropic filtering (smoothing), while the output remains on the sphere. The colour is between zero and one, reflecting the scaled intensity of the field.

perform anisotropic filtering (smoothing), while the output remains on the sphere.

#### V. CONCLUSION

This work presents the *sifting convolution* on the sphere and demonstrates its application. The convolution accepts directional functions as inputs, has an output which remains on the sphere, and is efficient to compute. The sifting convolution is defined in the usual manner through the inner product but with an alternative translation operator on the sphere. This follows by analogy with the Euclidean translation when viewed as a convolution with a shifted Dirac delta function. An illustration of the sifting convolution on the topographic map of the Earth demonstrates that it supports directional kernels to perform anisotropic filtering, while its output remains on the sphere. Convolutions are an important part of signal processing techniques, hence, the sifting convolution can play an integral role in constructions of alternate spherical analysis techniques, which is the focus of future work.

<sup>1</sup><http://astro-informatics.github.io/ssht/>

## REFERENCES

- [1] R. Ramamoorthi and P. Hanrahan, "A Signal-Processing for Reflection," *ACM Trans. Graph.*, vol. 23, no. 4, pp. 1004–1042, 2004.
- [2] D. L. Turcotte, R. J. Willemann, and W. F. Haxby, "Role of Membrane Stresses in the Support of Planetary Topography," *J. Geophys. Res.*, vol. 86, pp. 3951–3959, 1981.
- [3] F. J. Simons, F. A. Dahlen, and M. A. Wieczorek, "Spatiospectral Concentration on a Sphere," *Soc. Ind. Appl. Math.*, vol. 48, no. 3, pp. 504–536, 2006.
- [4] C. H. Choi, J. Ivanic, M. S. Gordon, and K. Ruedenberg, "Rapid and Stable Determination of Rotation Matrices between Spherical Harmonics by Direct Recursion," *J. Chem. Phys.*, vol. 111, no. 19, pp. 8825–8831, 1999.
- [5] C. L. Bennett, A. J. Banday, K. M. Górski, G. Hinshaw, P. Jackson, P. Keegstra, A. Kogut, G. F. Smoot, D. T. Wilkinson, and E. L. Wright, "Four-Year COBE DMR Cosmic Microwave Background Observations: Maps and Basic Results," *Astrophys. J.*, vol. 464, no. 1, pp. L1–L4, 2002.
- [6] J. D. McEwen, M. P. Hobson, D. J. Mortlock, and A. N. Lasenby, "Fast directional continuous spherical wavelet transform algorithms," *IEEE Trans. Signal Process.*, vol. 55, no. 2, pp. 520–529, feb 2007.
- [7] L. Wei, R. A. Kennedy, and T. A. Lamahewa, "Quadratic Variational Framework for Signal Design on the 2-Sphere," *IEEE Trans. Signal Process.*, vol. 59, no. 11, pp. 5243–5252, nov 2011.
- [8] J. R. Driscoll and D. M. Healy, "Computing Fourier Transforms and Convolutions on the 2-Sphere," *Adv. Appl. Math.*, vol. 15, no. 2, pp. 202–250, jun 1994.
- [9] B. D. Wandelt and K. M. Górski, "Fast convolution on the sphere," *Phys. Rev. D*, vol. 63, no. 12, p. 123002, 2001.
- [10] P. Sadeghi, R. A. Kennedy, and Z. Khalid, "Commutative Anisotropic Convolution on the 2-Sphere," *IEEE Trans. Signal Process.*, vol. 60, no. 12, pp. 6697–6703, dec 2012.
- [11] Z. Khalid, R. A. Kennedy, and P. Sadeghi, "Efficient Computation of Commutative Anisotropic Convolution on the 2-sphere," in *2012 6th Int. Conf. Signal Process. Commun. Syst.* IEEE, dec 2012, pp. 1–7.
- [12] J. D. McEwen and Y. Wiaux, "A Novel Sampling Theorem on the Sphere," *IEEE Trans. Signal Process.*, vol. 59, no. 12, pp. 5876–5887, dec 2011.
- [13] Y. Wiaux, J. D. McEwen, and P. Vielva, "Complex data processing: Fast wavelet analysis on the sphere," in *J. Fourier Anal. Appl.*, vol. 13, no. 4. Springer, aug 2007, pp. 477–493.
- [14] J. D. McEwen, P. Vandergheynst, and Y. Wiaux, "On the computation of directional scale-discretized wavelet transforms on the sphere," in *Wavelets Sparsity XV*, D. Van De Ville, V. K. Goyal, and M. Papadakis, Eds., vol. 8858. SPIE, sep 2013.
- [15] N. K. Pavlis, S. A. Holmes, S. C. Kenyon, and J. K. Factor, "The development and evaluation of the Earth Gravitational Model 2008 (EGM2008)," *J. Geophys. Res. Solid Earth*, vol. 118, no. 5, p. 2633, 2013.