

Dominant Resource Fairness with Meta-Types

Steven Yin, Shatian Wang, Lingyi Zhang, Christian Kroer
IEOR Department, Columbia University
{sy2737, sw3219, lz2573, christian.kroer}@columbia.edu

December 22, 2024

Abstract

Inspired by the recent COVID-19 pandemic, we study a generalization of the multi-resource allocation problem with heterogeneous demands and Leontief utilities. Specifically, we assume each agent can only receive allocations from a subset of the total supply for each resource. Such constraints often arise from location constraints (e.g. among all of the volunteer nurses, only a subset of them can work at hospital A due to commute constraints. So hospital A can only receive allocations of volunteers from a subset of the total supply). We propose a new mechanism called Group Dominant Resource Fairness which determines the allocations by solving a small number of linear programs. The proposed method satisfies Pareto optimality, envy-freeness, strategy-proofness, and under an additional mild assumption, also proportionality. We show numerically that our method scales better to large problems than alternative approaches. Finally, although motivated by the problem of medical resource allocation in a pandemic, our mechanism can be applied more broadly to resource allocation under Leontief utilities with external constraints.

1 Introduction

The recent COVID-19 pandemic has brought forward a number of questions that are particularly relevant to the operations research community. While infectious disease spread modeling and resource demand forecasting provide guidance for the policy making process, an equally important and often overlooked problem is the effective and fair allocation of resources, such as volunteer medical workers, ventilators, emergency field hospital beds, personal protective equipment, etc.

There are several challenges unique to the medical resource allocation problem in the face of an infectious disease outbreak. **First**, utilities from different types of resources are not additive nor linear. For example, when there are enough nurses but not enough doctors, the marginal utility of having one additional nurse on staff is next to none. **Second**, not all resources are accessible to all hospitals / organizations (*agents*). For instance, the home location of each volunteer medical worker largely affects where she can commute to work; thus, she can only be assigned to agents within her commutable radius. One can also think of this as modeling the substitute effect, where some agents might be indifferent to a set of resources. **Finally**, agents have different capacities (big medical centers versus small hospitals) and are in different stress levels (hospitals in an epicenter versus rural areas with few cases), so they naturally have different *priorities* over the resources.

Another setting that has the above characteristics is compute resource sharing with sub-types. For example, suppose a compute server has several compute nodes, and there are different types of GPU/CPU on the various nodes (e.g. NVIDIA vs. AMD GPU, size of RAM on the GPU card, Intel vs AMD CPU, etc). Some users might be looking for a specific hardware configuration while others might be less selective.

In this paper, we propose a new market mechanism that tackles the three challenges outlined above, and achieves desirable fairness properties including Pareto optimality, envy freeness, and strategyproofness. Under mild conditions, our mechanism also satisfies Proportionality. In our numerical experiments, we demonstrate that compared to the Maximum Nash Welfare (MNW) approach, our mechanism is cheaper to compute (sometimes significantly) and enjoys theoretical properties that MNW does not have.

1.1 Organization

The remainder of the paper is organized as follows. In Section 2, we summarize related literature. In Section 3, we formally formulate our problem. In Section 4, we describe our proposed mechanism in detail and prove the four desiderata. In Section 5 we numerically compare our proposed mechanism to the MNW approach.

2 Related work

There has been a flurry of recent papers coming out of the operations research, statistics, and computer science communities addressing various aspects of the pandemic. We focus on literature that deals with emergency resource allocations in the aftermath of a pandemic, as well as general fair division technique that are most relevant in our setting.

2.1 Emergency resource allocation

Much work has been done to address the various supply shortages caused by COVID-19. Many studied medical resource allocations from a qualitative perspective, addressing ethical and medical questions in a pandemic [2, 8, 16]. From a mechanism design view point, [11] proposed a mechanism for allocation of public goods that are capacity constrained due to social distancing protocols. They followed a similar setup to us where resource types that are part of the same meta-type are substitutes for each other. However they used the meta-type setup to model the constraint where each agent wants at most one unit of each meta-type resource to prevent imbalanced allocation. Our work on the other hand focuses on modeling the location/external constraints using the meta-type setup, places no limit on how much of each resource an agent can receive, and uses Leontief utility function to prevent pathologically imbalanced allocations. Furthermore, they focused on achieving a market clearing mechanism and did not address strategyproofness explicitly.

[13] studied the allocation of ventilators under a stochastic optimization framework. The objective was to minimize the expected number of shortages in ventilators while also taking into account of the cost of transporting ventilators. [12, 15] provided guidelines for deciding whether a patient should be allocated a ventilator. [18] combined influenza modeling techniques with robust optimization to handle workforce shortfall in a pandemic. [17] modeled the deteriorating health of victims using a stochastic model and optimized for the expected number of deaths. [1] studied the tradeoff between building redundant capacity and using mutual aid. [3] proposed considerations for physicians when deciding if a patient should be allocated an ICU unit. All of these works focus on optimizing some objective function but do not address fairness properties. Our work serves as a complement to the existing work.

2.2 General resource allocation

Under a fairly general class of utility functions including the Leontief utility, computing market equilibrium under the fisher market setting (divisible goods) can be done using an Eisenberg-Gale (EG) convex program [7]. Market equilibrium solutions satisfy Pareto optimality, proportionality, and envy-freeness. It's also known that EG convex program is implicitly maximizing Nash welfare, which is the product of the agents' utilities. However, MNW is known to not be strategyproof, and can be computationally expensive for large problems. For Leontief utility, [10] introduced the Dominant Resource Fairness allocation mechanism which in addition to the three properties satisfied by market equilibrium solutions, is also strategyproof. Later [14] extended the setting to allow weights as well as zero demand over some resources for some agents, while maintaining all four properties. Our problem does not fit into their setting directly because of the group structures of our demand: two agents might both demand the same type of resource, but each is allowed to only receive allocation from two different, and potentially intersecting subsets of the same resource pool. Furthermore, as we discuss later in the paper, a naive adaptation of this approach does not yield a Pareto optimal mechanism.

For indivisible resources, [6] showed that maximizing Nash welfare under the indivisible setting satisfies envy freeness up to one resource and has nice guarantees on the Max-Min Share ratio. Although exact market equilibrium might not exist in indivisible settings, [4] showed that a close approximation of it exists in the unweighted, binary allocation case. This was later put to practice

for course allocation in [5]. However the theory does not provide useful approximation bounds when assignments are not binary (e.g.: each student only needs one seat from each class, but each hospital may require hundreds of doctors). Furthermore, the existing computational approaches do not scale to the size of the problems encountered in pandemic situations, where tens of thousands of volunteers need to be allocated to hundreds of hospitals.

3 Problem formulation

For the remainder of the paper we use the local medical personnel allocation as a running example, even though other resource allocation problems can be formulated as well. We group resources into *meta-types*: volunteer doctors, nurses, ventilators, emergency field hospital beds, etc. Within each meta-type (e.g., doctors), we have *types* (e.g., doctors from the Bronx, doctors from Brooklyn, doctors from Manhattan, etc.). We assume that demands are given over meta-types (e.g., a hospital is indifferent to where doctors assigned to it come from). However, each agent sometimes can only receive allocation from a subset of the resources in a meta-type because of constraints such as location (e.g., a hospital in Manhattan might only accept volunteer doctors from the Bronx and Manhattan because those who live outside of these areas have a prohibitively long commute time to get to this hospital). We refer to such subsets of each meta-type as the agent's demand *groups*.

We use $\Omega_1, \Omega_2, \dots, \Omega_L$ to denote the meta-types. Each meta-type Ω_l is a set that contains resource types which belong to it. We assume that $\Omega_i \cap \Omega_j = \emptyset$ for any i, j pair such that $i, j \in [L] = \{1, \dots, L\}$ and $i \neq j$. We denote $R = \cup_{l \in [L]} \Omega_l$; namely, R is the set of all resource types and each resource type belongs to only one meta-type. We use N to denote the set of agents. Let $m = |R|$ be the total number of resource types, and $n = |N|$ be the total number of agents.

Use S_r to denote the supply of resource type r . We assume that the supplies are normalized within each meta-type:

$$\sum_{r \in \Omega_l} S_r = 1 \quad \forall l \in [L].$$

Each agent $i \in N$ submits a similarly normalized demand vector $[d_1^i, \dots, d_L^i]$ where d_l^i denotes the *fraction* of available units among meta-type l that agent i needs to finish one unit of task. Additionally, each agent also submits a group structure constraint in the form of a set of accepted types (i.e. a group) for each meta-type $G_i = \{g_l^i \subseteq \Omega_l : l \in [L], d_l^i > 0\}$, where $g_l^i \subseteq \Omega_l$ is the subset of resource types belonging to meta-type l that agent i accepts. Note that we exclude meta-types that the agent does not need to simplify notations later on. Intuitively, the introduction of meta-types models the substitution effects, and the introduction of groups models the heterogeneous constraints. When i is clear from the context, we sometimes use g_l instead of g_l^i to simplify the notation.

Using the above definitions, we further define

$$l_i^* := \arg \max_{l \in [L]} d_l^i \quad d_*^i := d_{l_i^*}^i$$

Namely, l_i^* is the meta-type from which agent i demands the biggest proportional share, d_*^i . We refer to l_i^* as the *dominant resource meta-type* for agent i .

For each meta-type l , $\sum_{r \in g_l^i} x_{ir}$ is the fraction of the total supply of meta-type l that is assigned to agent i , where x_{ir} is the contribution from each individual resource type that is accepted by agent i . We use x_i to denote the assignment vector of agent i and x to denote the assignment matrix that encodes the allocations vectors of all agents. We define the utility for each agent under a given assignment vector x_i as:

$$u_i := \min_{g_l \in G_i} \left\{ \frac{1}{d_l^i} \sum_{r \in g_l} x_{ir} \right\}. \quad (1)$$

Since agent i needs d_l^i proportion of the supply units from each meta-type l to finish a unit of task, u_i is the number of tasks agent i can finish given allocation vector x_i . This utility measure is called the *Leontief utility*.

We also assume that each agent i has a weight w_i which measures the operational capacity/importance of the agent. A fair allocation of resources should take into account the different

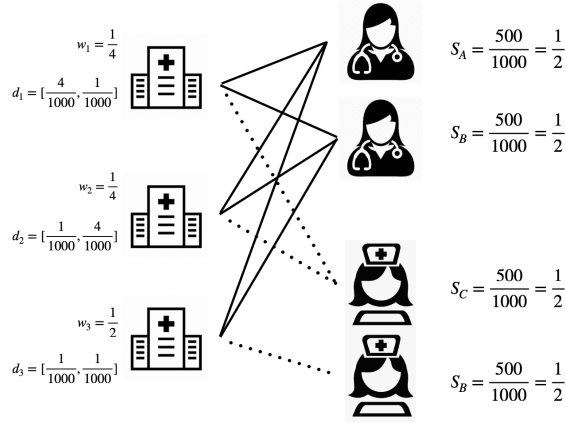


Figure 1: All three hospitals can accept both types of doctors. However, hospitals I and II can only accept Nurse type C, while hospital III accepts both types of nurses.

weights. For example, big hospitals in heavier hit areas should be allocated more resources compared to small clinics in places with low population density. We assume WLOG that the weights sum to one, namely, $\sum_{i \in N} w_i = 1$.

We now give a concrete example, which is also illustrated in Figure 1.

Example 1. Consider a case of three agents (hospitals) $\{1, 2, 3\}$ and two resource meta-types. The first meta-type consists of two types of doctors (resource A, B), and the second consists of two types of nurses (resource C, D): $\Omega_1 = \{A, B\}, \Omega_2 = \{C, D\}$. The normalized weights for the three hospitals are: $w_1 = w_2 = \frac{1}{4}, w_3 = \frac{1}{2}$. Let the supply for each type of doctor and nurse be 500. Thus, the total available units of each meta-type is $500 + 500 = 1000$, and $S_r = \frac{500}{1000} = \frac{1}{2} \quad \forall r \in \{A, B, C, D\}$. All three hospitals can accept both types of doctors but hospitals 1, 2 can only accept nurse type C while the third hospital only accepts nurse type D: $G_1 = \{g_1^1 = \{A, B\}, g_2^1 = \{C\}\}, G_2 = \{g_1^2 = \{A, B\}, g_2^2 = \{C\}\}, G_3 = \{g_1^3 = \{A, B\}, g_2^3 = \{D\}\}$. Hospital 1 demands 4 doctors and 1 nurse for every unit of task. Hospital 2 demands 1 doctor and 4 nurses for every unit of task. The third hospital demands 1 doctor and 1 nurse for every unit of task. Since the total units of supply for each meta-type is 1000, $d^1 = [\frac{4}{1000}, \frac{1}{1000}]; d^2 = [\frac{1}{1000}, \frac{4}{1000}], d^3 = [\frac{1}{1000}, \frac{1}{1000}]$.

3.1 Fairness properties

Here we formally define the fairness properties we discuss in this paper.

Pareto optimality An allocation mechanism is pareto optimal if it returns an allocation x such that for any other allocation x' , if there exists $i \in N$ such that $u_i(x'_i) > u_i(x_i)$, then there must exist $j \in N$ such that $u_j(x'_j) < u_j(x_j)$. That is, an allocation is pareto optimal if there does not exist another allocation where some agent is strictly better off without some other agent being strictly worse off.

Weighted envy freeness $u_i(x_j \frac{w_i}{w_j}) - u_i(x_i)$ is how much i envies j . An allocation is weighted envy free if this quantity is non-positive for any $i, j \in N$:

$$u_i(x_j \frac{w_i}{w_j}) \leq u_i(x_i)$$

Intuitively, this means an agent prefers her allocation over the allocation of any other agent scaled by the weight ratio of the two agents.

Strategyproofness In the existing literature, agents can only be strategic by misreporting their demand vector. In our setting however, the agents have the additional possibility of misreporting their constraint within each type of resource (e.g. I can report that I accept both Intel and AMD CPUs but in fact my program only runs on Intel CPU). Our definition of strategyproofness guards against both types of misreporting.

Let x be the allocation returned by the mechanism under truthful reporting from all agents. Let x' be an allocation returned by the mechanism when all agents report truthfully except agent i reports an alternative demand vector and/or alternative constraints. The mechanism is strategyproof if $u_i(x_i) \geq u_i(x'_i)$.

Proportionality An allocation x satisfies proportionality if $u_i(x_i) \geq u_i(x'_i)$ for all i , where $x'_{ir} = w_i S_r$.

4 Group Dominant Resource Fairness Allocation

We now present our fair allocation mechanism, which we call *Group Dominant Resource Fairness* (GDRF). The mechanism proceeds in rounds and agents are gradually “eliminated”. In each round t , we use the linear program described in Equation (2) to maximize a fractional value y_t so that each *remaining agent* i can receive at least a $y_t \times w_i$ fraction of the total supply from its dominant resource meta-type l_i^* , or $y_t \times w_i \times d_l^i/d_*^i$ fraction of each demanded meta-type l .¹ Based on this solution, we eliminate one or more resources using Definition 1. Then, among the remaining agents, we eliminate those who have at least one demand group whose resources within have all been eliminated (Definition 2). For each agent i eliminated in round t , we set $\gamma_i = y_t$. We fix the fraction of dominant meta-type l_i^* assigned to agent i as $\gamma_i \times w_i$, *without fixing the specific allocations of the resources*. This differs from the algorithm in [14], which fixes the assignment in each round. Fixing γ_i while keeping the allocation flexible is crucial for ensuring Pareto optimality. We will show that there is at least one new resource being eliminated in each round. Thus our algorithm requires at most m rounds (in practice it often terminates in 2-3 rounds even with a large number of resources types). Furthermore, we will show that each round can be implemented by solving a polynomial-sized linear program, and thus the overall procedure can be run in polynomial time.

Let N_t be the set of agents who have not been eliminated at the beginning of round t , R_t be the set of resources that have not been eliminated at the beginning of round t .

$$\begin{aligned}
& \max y_t \\
& \text{s.t. } y_t \times w_i \times \frac{d_l^i}{d_*^i} \leq \sum_{r \in g_l} x_{i,r} \quad \forall i \in N_t, g_l \in G_i && \text{(allocation constraints)} \\
& \gamma_i \times w_i \times \frac{d_l^i}{d_*^i} \leq \sum_{r \in g_l} x_{i,r} \quad \forall i \notin N_t, g_l \in G_i && (2) \\
& \sum_{i \in N} x_{i,r} \leq S_r \quad \forall r \in R && \text{(supply constraints)} \\
& x_{ir} \geq 0 \quad \forall i \in N, r \in R
\end{aligned}$$

The allocation constraints are saying that remaining agents need to receive at least $y_t \times w_i$ fraction of the total supply of their *dominant* resource meta-type. The eliminated agents only need $\gamma_i \times w_i$ which were determined in previous rounds. Note that the ratio $\frac{d_l^i}{d_*^i}$ is simply making sure that there is no waste in the allocation. $\frac{y_t w_i}{d_*^i}$ and $\frac{\gamma_i w_i}{d_*^i}$ is the utility for agent i , depending on whether she is eliminated or not.

¹ An alternative is to make each remaining agent receive a $y_t \times w_i \times d_l^i/d_*^i$ fraction of the total supply from each of its resource group $g_{l_i^*}$, as agent i can only derive utilities from resources in $g_{l_i^*} \subseteq \Omega_{l_i^*}$. To do so, we can multiply the left hand side of the allocation constraints in Equation (2) by $\sum_{r \in g_{l_i^*}} S_r$. This alternative setup, however, does not lead to a mechanism with envy-freeness and strategyproofness.

As a simple example, assume that there are five agents 1, 2, 3, 4, 5 of equal weights, one meta-type, and two resource types A, B that fall under this meta-type, with equal supply. Agent 1, 2 accept only type A ; agent 3, 4, 5 accept only type B . With simple calculation, we have that the largest y_1 we can get is $1/3$: everyone receives $1/3$ of their accepted supply. The only possible allocation to achieve that is by assigning $1/3$ of A each to agents 1, 2, and $1/3$ of B each to agents 3, 4, 5. However, if agent 2 strategically stated that he could take both A and B , the resulting allocation would be assigning $1/3$ of A to agent 1, $2/3$ of A to agent 2, and $1/3$ of B each to agents 3, 4, 5. In this new allocation, the largest y_1 is still $1/3$, but since the total accepted supply for agent 2 is larger, he receives more. Furthermore, agent 1 would now envy agent 2.

Definition 1. Resource r is eliminated when $\sum_{i \in N} x_{i,r} = S_r$ for every optimal x .

Definition 2. Agent i is eliminated in round t when there exists $g_l \in G_i$ such that $g_l \cap R_{t+1} = \emptyset$.

Algorithm 1: Group Dominant Resource Fairness (GDRF)

```

1 Input: Agents  $N$ , resources  $R$ , supplies  $S_r$ , demand groups  $G_i \forall i$ , normalized demands
    $d_i^g \forall i \in N, g \in G_i$ , normalized weights  $w_i \forall i \in N$ 
2 Initialize  $N_0 = N, R_0 = R$ 
3 for  $t \leftarrow 0, 1, 2, \dots$  do
4    $y_t^* \leftarrow$  Solve Equation (2)
5   Update the remaining resources  $R_{t+1}$ 
6   Update the remaining active agents  $N_{t+1}$ 
7   for agent  $i$  eliminated in this round do
8      $\gamma_i \leftarrow y_t^*$ 
9   end
10  if  $N_{t+1} = \emptyset$  then
11    Solve Equation (2) and assign resources according to  $x_{i,r}$  with rounding
12    break
13  end
14 end

```

First we address the question of whether the GDRF can be efficiently implemented.

Claim 1. For each round t , there exists at least one $r \in R_t$ that has to be eliminated.

Proof. Suppose not. Then for each $r \in R_t$, there exists an optimal solution such that $\sum_{i \in N} x_{i,r} < S_r$. Then the convex combination of these solutions gives us an optimal solution x^* that satisfies $\sum_{i \in N} x_{i,r}^* < S_r \forall r \in R_t$.

However, by Definition 2, for every agent $i \in N_t$, and every $g \in G_i$, $g \cap (R \setminus E) \neq \emptyset$. So if we assign a little more of every active resource to every active agent, then the overall objective value would be higher. This contradicts optimality of the LP. \square

Claim 2. This claim has two parts:

- If the shadow price of a supply constraint is positive then that resource has to be eliminated.
- In each round, at least one supply constraint that corresponds to a resource from the set R_t has a positive shadow price.

The proof is technical so we defer it to Appendix A. Claim 2 says that we can determine which resources need to be eliminated by looking at the dual variables of the linear program of that round.

The two claims above together show that our algorithm can be implemented efficiently by solving a linear number of polynomial-sized linear programming problems. Now we show that the mechanism satisfies the four fairness properties. First we note the following fact:

Fact 1. The optimal value for Equation (2) increases over the number of rounds: $y_1^* \leq y_2^* \leq \dots$, where y_t^* is the optimal objective function value of the LP in round t .

This follows because we eliminate some agent at every round, and the constraints on eliminated agents are less restrictive than the constraints on active agents.

Lemma 1. GDRF is Pareto optimal.

Proof. Suppose x is the output of Algorithm 1 and there exists allocation x' such that agent i is strictly better off while other agents have just as much as utility.

Let t be the round in which i was eliminated. Since i received $y' > y_t^*$ fraction of its dominant resource under x' , we can scale back its allocation to $x'_i \frac{y_t}{y'}$. This new solution satisfies all the constraints of the LP in round t , is optimal, and does not use up all the resources that i cares about. This contradicts i being eliminated in round t . \square

Note that by the same argument as above we know that the allocation constraint in Equation (2) for the eliminated agents has to be satisfied with equality (otherwise we can scale this allocation back to make the constraint tight, and that agent would not have been eliminated in an earlier round):

Fact 2. *For any round t , the allocation constraints in Equation (2) for $i \notin N_t$ have to be tight for optimal solutions.*

This fact effectively says that when an agent is eliminated, her utility in the final allocation is determined, even though the exact allocation is not. Note that it is crucial to not fix the allocation of an agent when she is eliminated in order to ensure Pareto optimality because when an agent is indifferent to a set of resource types, it is important to allocate her the type that is less demanded by other agents. In other words, agents who are flexible with their demand groups should accommodate agents who are more restrictive (ex: If agent 1 accepts both type A and B, and agent 2 only accepts type A, then we should allocate agent 1 mostly type B resource, and leave type A resource for agent 2). However when the number of meta-types is large, it is difficult to determine which resources will be in higher demand among the remaining agents. So it's important to not fix the allocation of the agents until the very last iteration.

Lemma 2. *GDRF is weighted envy free.*

Proof. We show that i does not envy j . Let t_i, t_j be the time when agent i and j are eliminated respectively.

If $t_j \leq t_i$ then by Fact 1 and Fact 2 this means j 's unweighted dominant resource share is less than or equal to i ($y_{t_j}^* \leq y_{t_i}^*$). So after adjusting for demand ratio and weights, the absolute units of allocation of $\Omega_{l_i}^*$ to agent j must be smaller.

Now we consider the case when $t_j > t_i$. Note that $y_{t'}^* \geq y_{t_i}^*$ for any $t' \geq t_i$. Suppose $y_{t_j}^* > y_{t_i}^*$ and that i envies j in the final solution x^* . Note that this implies that x_j contains at least one resource from every group of G_i . Now consider the allocation that scales the allocation to agent j by the factor $\frac{y_{t_i}^*}{y_{t_j}^*}$. Such an allocation achieves the optimal value in the optimization problem in round t_i while maintaining slack in at least one resource from each demand group of G_i . This contradicts Definition 2. \square

Lemma 3. *GDRF is Strategyproof.*

Our proof approach is adapted from [14] with major modifications. We first prove two helpful results. For an arbitrary agent i , let d be the true demand and an alternative demand d' where only the element belonging to agent i can be different. Let t^* be the first round in which agent i is eliminated, either with truthful or untruthful reporting (minimum of the two). Let N_t and N'_t represent the agents who have not been eliminated by round t under d and d' respectively.

Claim 3. *If agent i is not eliminated in round t , then if we remove the allocation constraint for agent i and omit the variables related to agent i from the supply constraints from Equation (2), the optimal value as well as agents eliminated do not change.*

Proof. First we show that $x_{i,r} = 0$ if r is one of the eliminated resources in that round. Suppose $x_{i,r} > 0$. Since i is not eliminated, there must exist another resource r' in the same demand group of r for agent i that is not eliminated. This means that we could replace some of the allocation of r with a little more allocation of r' . But this would then contradict r being an eliminated resource. Note that by the same logic $x_{i,r} = 0$ holds in all future rounds too.

This allows us to remove $x_{i,r}$ from the supply constraints. Now the allocation constraint can be written as

$$y_t \times w_i \times \frac{d_i^i}{d_i^*} \leq \sum_{r \in g \cap R_{t+1}} x_{i,r} \quad \forall i \in N_t, g_l \in G_i$$

Since the non-eliminated resources are not constrained by supply, this inequality can always hold without posing limits on other variables. So we can remove this constraint completely. \square

Claim 4. *For all $t \leq t^*$, $N_t = N'_t$. For all $t < t^*$, $y_t^* = y_t^{*'}$.*

Proof. We use proof by induction. $t = 0$ holds trivially.

We assume the claim holds for t . Suppose $t + 1 < t^*$. Then by Claim 3, we can remove the constraints related to agent i from the optimization problem. But the only differences between these two optimization problems are those related to agent i , so they have the same solutions and we are eliminating the same agents. \square

Now we prove Lemma 3.

Proof. We consider four cases separately.

- $y_{t^*}^* \leq y_{t^*}^{\prime}$ and the agent is eliminated in t^* reporting d . By Claim 4, we know $N_{t^*} = N_{t^*}'$. Although we don't know the exact round in which agents in N_{t^*}' are eventually eliminated, we know that their dominant resource shares are all at least $y_{t^*}^{\prime} \geq y_{t^*}^*$, because the optimal objective value of the optimization problem can only increase over time by Fact 1.

Suppose $u_i(x_i') > u_i(x_i)$. Now consider x' , as a candidate solution for the optimization problem in round t^* of truthful reporting. Every agent in N_{t^*} satisfies the constraints in round t^* with at least $y_{t^*}^{\prime} \geq y_{t^*}^*$ while agent i received strictly more utility. This contradicts Definition 2.

- $y_{t^*}^* \geq y_{t^*}^{\prime}$ and the agent is eliminated in t^* reporting d' . Since $y_{t^*}^{\prime}$ is the fraction of the total supply of your dominant resource that you receive, you must be receiving less of that under d' , even if the reported dominant resource meta-type is different under d' , because then the fraction of true dominant resource group received must be even less than $y_{t^*}^{\prime}$.
- $y_{t^*}^{\prime} > y_{t^*}^*$ and the agent is not eliminated reporting d but is eliminated reporting d' . We argue that this case cannot happen. By Claim 4, we can remove the allocation constraints related to i under truthful reporting. But then we are left with two optimization problems with the same constraints, except that with untruthful reporting the optimization problem has extra allocation constraint (for agent i), and an extra non-negative term in the supply constraints. Extra constraints and extra terms in the supply constraints can only make the optimization problem harder.
- $y_{t^*}^{\prime} < y_{t^*}^*$ and the agent is eliminated reporting d but not eliminated reporting d' . This is the symmetric case as the previous one and so cannot happen either.

Finally, a closer inspection of the above shows that even misreporting the demand group does not break the argument. \square

Unfortunately proportionality does not hold generally. We prove proportionality under the following assumption:

Assumption 1.

$$\min_{N' \subseteq N, l \in \{1 \dots L\}} \frac{1}{\sum_{i \in N'} w_i d_l^i / d_*^i} \times \sum_{r \in \cup_{i \in N'} g_i^i} S_r \geq \max_{i \in N} \left\{ \min_{l: d_l^i \neq 0} \frac{\sum_{r \in g_i^i} S_r}{d_l^i / d_*^i} \right\}$$

Intuitively what the condition says is that whenever there is a group of agents who have a large combined weighted demand on meta-type l , they cannot be too selective about the types within this meta-type. More concretely, for a given group of agents and a meta-type l , if the total *accepted* supply of l is small (the second quantity on the LHS is small), then sum of the weighted normalized demand for that resource cannot be too big (the denominator in the first fraction should be small).

Note that the utility of a proportional allocation for agent i is $\min_{l: d_l^i \neq 0} \frac{\sum_{r \in g_i^i} w_i S_r}{d_l^i}$. So for a fixed agent i , the RHS is her utility of a proportional allocation divided by w_i / d_*^i . We leave as an open problem whether such assumption is necessary for a mechanism that achieves the four fairness desiderata simultaneously.

To provide more intuition for this assumption, we look at two examples. First we check that Example 1 satisfies Assumption 1. The RHS of the assumption evaluates to 1 (with hospital 1 and resource meta-type 1). One can check that the minimum on the LHS is achieved by picking $N' = N$ and $l = 1$ which gives us $\frac{16}{15} > 1$. Thus Assumption 1 is satisfied. Under this setup, hospital 1 receives 400 type B doctors and 100 type C nurses; hospital 2 receives 100 type A doctors and 400 type C nurses; hospital receives 3 400 type A doctors, 100 type B doctors and 500 type D nurses. Their utilities are $u_1 = 100, u_2 = 100, u_3 = 500$. On the other hand, the utilities that the hospitals receive under proportional allocations are $u_1 = 62.5, u_2 = 31.25, u_3 = 250$. Clearly our allocation is better for everyone.

By adjusting the weights of the hospitals we can also get an example that does not satisfy Assumption 1. Take the same parameters of Example 1 with the following modification on weights: $w_1 = 0.49, w_2 = 0.49, w_3 = 0.02$. The RHS value of Assumption 1 does not change. However, because the weights of hospitals 1, 2 now dominate the market, the minimum of LHS is achieved with $N' = \{1, 2\}$ and $l = 2$, which gives us $\frac{1/2}{0.49 \times 1 + 0.49 \times 1/4} < 1$. So the assumption is violated. Intuitively, the problem with this setup is that even though hospitals 1 and 2 account for vast majority of the weighted demand for the nurse meta-type, they are both severely constrained to the same half of the total supply of nurses. Under this setup, the algorithm assigns 400 units of resource B and 100 units of resource C to agent 1 with utility $u_1 = 100$. With proportional allocation however, agent 1 receives $1000 \cdot 0.49$ units of resources A and B and $500 \cdot 0.49$ units of resource C , with utility $u_1 \geq 122$.

Lemma 4. *Assume that demands, weights and supplies are all rational numbers. Then under Assumption 1, GDRF satisfies proportionality (sharing incentive).*

Proof. Let \hat{y} denote the RHS of Assumption 1. After rearranging we have:

$$\sum_{r \in \cup_{i \in N'} g_i^r} S_r \geq \hat{y} \left(\sum_{i \in N'} w_i d_l^i / d_*^i \right) \quad \forall N' \subseteq N, l \in \{1 \dots L\}$$

Now, for every agent i and every meta-type l , consider $\hat{y} w_i d_l^i / d_*^i$ as the “total demand” for resource meta-type l from agent i .

Then, we construct a bipartite graph as follows: for the left-hand nodes, we create a node for every ϵ unit of total demand from each agent for each resource meta-type. Thus, each node is associated with some specific agent i and resource meta-type l . For the right-hand nodes, we create a node for every ϵ unit of supply of each resource type ($r \in R$). Note that since there are finite number of agents and resource types, there exists an ϵ small enough that it can perfectly divide up all the demands and supplies, assuming that all the weights are rational.

Next, we create an edge between each pair of left and right-hand side nodes if and only if the supply side node belongs to the demand group of that agent for that meta-type: $r \in g_l^i$.

The rearranged variant of Assumption 1 now tells us that for every subset of the demand side nodes, the number of neighbors of that subset is greater than or equal to the size of the subset. This is precisely the condition in *Hall's Theorem*, which states that if this condition holds, then there exists a matching in the bipartite graph such that the demand side nodes are covered.

Consider such a matching obtained via Hall's Theorem. We construct a solution x by setting x_{ir} equal to ϵ times the number of matched edges corresponding to ir . This yields an assignment that gives each agent at least $\hat{y} w_i d_l^i / d_*^i$ of each meta-type. By the construction of the matching this is a legal allocation. Then, we can set $y_i = \hat{y}$, and obtain a feasible solution to (2).

By definition of \hat{y} , it follows that the utility of each agent after the first round is at least:

$$\frac{d_l^i}{d_*^i} \hat{y} w_i \frac{1}{d_l^i} = \frac{w_i}{d_*^i} \hat{y} \geq \frac{w_i}{d_*^i} \min_{l: d_l^i \neq 0} \frac{\sum_{r \in g_l^i} S_r}{d_l^i / d_*^i} = \min_{l: d_l^i \neq 0} \frac{\sum_{r \in g_l^i} w_i S_r}{d_l^i}$$

Note that the right-most quantity is the utility of the proportional allocation. This means that after the first round, every agent already achieves at least as much utility as the proportional allocation. Fact 1 finishes the proof. \square

4.1 Rounding to obtain an integral allocation

In the preceding analysis, we implicitly assumed that the resources are divisible, and all fairness results are with respect to the *fractional assignment* output by our proposed mechanism. In practice, since resources such as ventilators and volunteers are indivisible, we randomly round the output of the algorithm to obtain the final assignment. There is literature that focus on the fair allocation of indivisible goods [6]. Indivisible resource allocation is particularly important when the quantities of the resources are small (for instance, fairly assigning a car, a house, and a ring to two people). However, as is the case with most discrete optimization problems, these algorithms don't scale well to the sizes that we deal with in a pandemic with tens of thousands of volunteers / ventilators, or in the cloud compute setting where each data center contains millions of CPU cores. Furthermore, in settings where each agent receives hundreds of units of each resource, the performance loss due to rounding is often small compared to the dramatic increase in computational cost for solving Mixed Integer programs.

4.2 Extension to arbitrary group structure

We currently assume that resources and demands follow a meta-type/group/type structure. One might be interested in a general group structure where a demand group can contain any subset of all possible resources (not necessarily from a single meta-type). The problem with this kind of flexible group structure is that it opens up possibilities for people to cheat the system by misreporting their true group structure (e.g.: instead of reporting that you are indifferent to resource A and B, and that you only need one unit of either one to finish a task, you claim that you need one unit each from both A and B to finish one task). In particular, Dominant Resource Fairness based approach will likely not work, since it is unclear how one would even define the dominant resource under such a general setting. We leave this as an open question for future work.

4.3 Alternative fair allocation mechanism

As discussed in Section 2, the other most suitable approach for multiple resource allocation with heterogeneous demands is the Maximum Nash Welfare approach. When the weights are equal, it is also commonly referred to as the Competitive Equilibrium with Equal Income (CEEI) approach. It can be shown that MNW indeed is still a market equilibrium, even with our new group constraints. However it is known that MNW is not strategyproof (see Section 6 of [9] for an example). Since our setting is a generalization of the previous setting, this result still holds. We show in the next section that our GDRF mechanism also works better in practice in terms of implementation complexity.

5 Numerical Experiments

Solving for MNW is an exponential cone program, which until recently did not have a reliable commercial solver. We implemented the MNW using the MOSEK solver and our GDRF approach using GUROBI.

The first experiment compares the social welfare level achieved by GDRF and with MNW. We use the following meta-type structure: $\Omega_1 = \{0\}$, $\Omega_2 = \{1, 2\}$, $\Omega_3 = \{3, 4, 5\}$, $\Omega_4 = \{6, 7, 8, 9\}$. The group constraints are generated randomly for each agent in each trial. The demands and weights (before normalization) are sampled uniformly from $[1, 10]$, and the number of agents is $n = 5$. The supply for each resource is uniformly sampled from $[n \times 100, n \times 1000]$. We ran for 300 trials. As shown in Figure 2, the bar graph shows that the mean social welfare achieved by the two algorithms over all trials are very close. The right figure shows the normalized difference in social welfare between MNW and GDRF, where the normalized difference is defined by the difference between the social welfare achieved by the two algorithms, divided by the social welfare achieved by the MNW approach. 95% of the trials have a normalized difference of less than 13%, which means that in 95% of the times, our algorithm obtained at least 87% of the social welfare achieved by the MNW approach.

Since our algorithm is envy-free in the fractional setting, we first round the allocation to integral solutions and then compute the maximum envy for each trial and plot the result in Figure 3. We define max envy of each instance as the maximum level of envy between any pair of agents for a given allocation. The experiments show that even after random rounding the envy is very small. The error bar shows the 25th and 75th percentile.

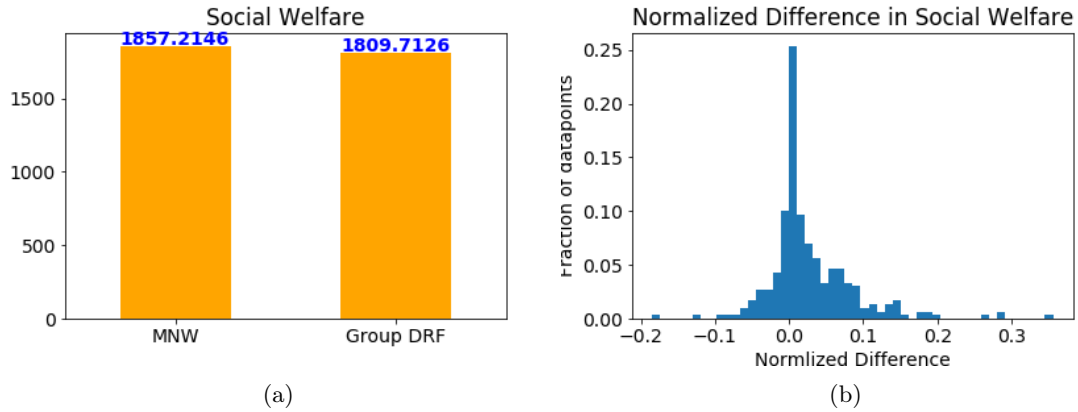


Figure 2: Mean social welfare over all trials (left) and normalized difference between social welfare achieved by the two algorithms (right).

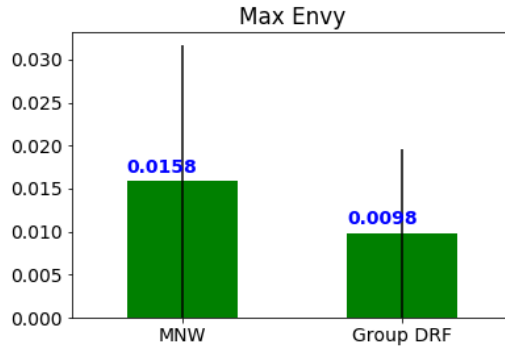


Figure 3: Average Max Envy over all trials.

For the next experiment we keep the same meta-type structure but we scale up the number of agents. We plot the run time for the two algorithms in Figure 4a. The error region represents one standard deviation from the mean, calculated from 16 iterations. GDRF has noticeably larger variance in its' run time. This is because the number of LP's we are solving in each instance may vary, while the MNW approach always solve only one optimization problem. Even then, our approach is significantly faster.

We then fix the number of agents to $n = 5$, the number of types of resources in each meta-type to 5, and then scale up the number of meta-types. The supply for each resource is still sampled from $[n \times 100, n \times 1000]$ as before. As shown in Figure 4b, our algorithm is orders of magnitude faster in this setting. The error region is again computed from 16 iterations.

6 Conclusion

We proposed a novel resource allocation mechanism for a generalized demand structure under Leontief utilities. Our *meta-type/type/group* demand structure assumes that resources can be categorized first into *meta-types*. Then within each meta-type, each agent picks a subset (a group) that she views as equivalent (substitutes). Resources outside of these groups cannot be allocated to the agent.

Our linear programming-based mechanism satisfies proportionality (sharing incentives) under mild conditions, and is Pareto optimal, envy free, and strategyproof. We drew a connection to Hall's theorem in our proof of proportionality. To the best of our knowledge, we are the first to propose a fair resource allocation mechanism with these properties for this general demand structure. Although maximum Nash welfare approach can be applied to our setting, it is not strategyproof and requires solving an exponential cone program which is significantly more expensive computationally. Finally, we leave as future work to design a mechanism that works with more flexible group demand

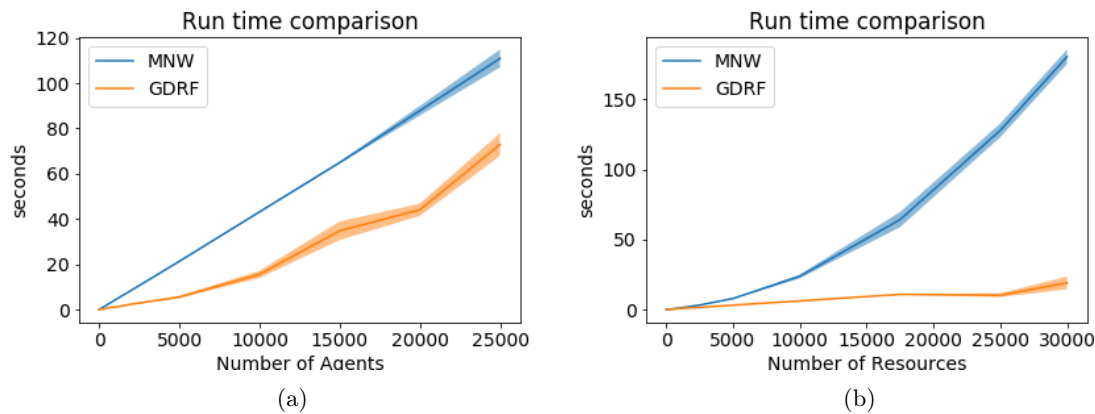


Figure 4: Run time comparison of GDRF and MNW.

structures.

References

- [1] Hina Arora, TS Raghu, and Ajay Vinze. “Resource allocation for demand surge mitigation during disaster response”. In: *Decision Support Systems* 50.1 (2010), pp. 304–315.
- [2] HL Barr et al. “Ethical planning for an influenza pandemic”. In: *Clinical medicine* 8.1 (2008), p. 49.
- [3] Kevin F Boreskie, Patrick E Boreskie, and Don Melady. “Age is just a number—and so is frailty: Strategies to inform resource allocation during the COVID-19 pandemic”. In: *Canadian Journal of Emergency Medicine* (2020), pp. 1–3.
- [4] Eric Budish. “The combinatorial assignment problem: Approximate competitive equilibrium from equal incomes”. In: *Journal of Political Economy* 119.6 (2011), pp. 1061–1103.
- [5] Eric Budish et al. “Course match: A large-scale implementation of approximate competitive equilibrium from equal incomes for combinatorial allocation”. In: *Operations Research* 65.2 (2017), pp. 314–336.
- [6] Ioannis Caragiannis et al. “The unreasonable fairness of maximum Nash welfare”. In: *ACM Transactions on Economics and Computation (TEAC)* 7.3 (2019), pp. 1–32.
- [7] Edmund Eisenberg and David Gale. “Consensus of subjective probabilities: The pari-mutuel method”. In: *The Annals of Mathematical Statistics* 30.1 (1959), pp. 165–168.
- [8] Ezekiel J. Emanuel et al. “Fair Allocation of Scarce Medical Resources in the Time of Covid-19”. In: *New England Journal of Medicine* 382.21 (2020), pp. 2049–2055. DOI: [10.1056/NEJMs2005114](https://doi.org/10.1056/NEJMs2005114). eprint: <https://doi.org/10.1056/NEJMs2005114>. URL: <https://doi.org/10.1056/NEJMs2005114>.
- [9] Ali Ghodsi et al. “Dominant Resource Fairness: Fair Allocation of Multiple Resource Types”. In: *NSDI’11: Proceedings of the 8th USENIX conference on Networked Systems Design and Implementation* (2011), pp. 323–336.
- [10] Ali Ghodsi et al. “Dominant Resource Fairness: Fair Allocation of Multiple Resource Types.” In: *Nsdi*. Vol. 11. 2011. 2011, pp. 24–24.
- [11] Devansh Jalota, Marco Pavone, and Yinyu Ye. “Markets for Efficient Public Good Allocation”. In: *ArXiv abs/2005.10765* (2020).
- [12] Robert K Kanter. “Would triage predictors perform better than first-come, first-served in pandemic ventilator allocation?” In: *Chest* 147.1 (2015), pp. 102–108.
- [13] Sanjay Mehrotra et al. “A Model for Supply-Chain Decisions for Resource Sharing with an Application to Ventilator Allocation to Combat COVID-19”. In: *medRxiv* (2020).
- [14] David C. Parkes, Ariel D. Procaccia, and Nisarg Shah. “Beyond Dominant Resource Fairness: Extensions, Limitations, and Indivisibilities”. In: *ACM Trans. Econ. Comput.* 3.1 (Mar. 2015). ISSN: 2167-8375. DOI: [10.1145/2739040](https://doi.org/10.1145/2739040). URL: <https://doi.org/10.1145/2739040>.

- [15] Tia Powell, Kelly C Christ, and Guthrie S Birkhead. “Allocation of ventilators in a public health disaster”. In: *Disaster Medicine and Public Health Preparedness* 2.1 (2008), pp. 20–26.
- [16] Robert D. Truog, Christine Mitchell, and George Q. Daley. “The Toughest Triage — Allocating Ventilators in a Pandemic”. In: *New England Journal of Medicine* 382.21 (2020), pp. 1973–1975. DOI: [10.1056/NEJMp2005689](https://doi.org/10.1056/NEJMp2005689). eprint: <https://doi.org/10.1056/NEJMp2005689>. URL: <https://doi.org/10.1056/NEJMp2005689>.
- [17] Yisha Xiang and Jun Zhuang. “A medical resource allocation model for serving emergency victims with deteriorating health conditions”. In: *Annals of Operations Research* 236.1 (2016), pp. 177–196.
- [18] Ana Zenteno. “Models for managing surge capacity in the face of an influenza epidemic”. PhD thesis. Columbia University, 2013.

A Proof of Claim 2

Proof. The first part is straightforward. Suppose q_r is the dual variable for the supply constraint of r . If $q_r > 0$, then by complementary slackness, $\sum_{i \in N} x_{ir} = S_r$ for all optimal x .

Let's first rewrite the linear program solved at time t :

$$\begin{aligned}
 & \max y_t && (3) \\
 \text{s.t.} - & \sum_{r \in g_l \cap R_t} x_{ir} + \frac{d_l^i}{d_*^i} w_i y_t \leq 0 && \forall i \in N_t, g_l \in G_i \quad (\text{allocation constraints}) \\
 & - \sum_{r \in g_l} x_{ir} \leq - \frac{d_l^i}{d_*^i} \gamma_i w_i && \forall i \notin N_t, g_l \in G_i \\
 & \sum_{i \in N} x_{ir} \leq S_r && \forall r \in R \quad (\text{supply constraints}) \\
 & x_{ir} \geq 0 && \forall i \in N, r \in R \\
 & y_t \geq 0
 \end{aligned}$$

This LP is in canonical form, where the objective coefficient vector is $c^T = [0, \dots, 0, 1]$. Let q_{ig} be the dual variables that correspond to the allocation constraints, and q_r the dual variables corresponding to the supply constraints. Let y_t^* be the value of y_t in an optimal solution to the linear program and let \bar{q} be the optimal solution to the corresponding dual program. By complementary slackness we know that $\bar{q}^T A_y = c_y = 1$, where A_y is the last column of the primal constraint matrix. Note that the entries in A_y are either positive or zero. Therefore, \bar{q}_{ig} must be positive for some $i \in N_t, g \in G_i$.

Now, for the same g as above, $y_t^* > 0$ also means that there exists $r \in g \cap R_t$ such that $x_{ir} > 0$. By complementary slackness, this means that the dual constraint that corresponds to x_{ir} has to be tight: $\bar{q}^T A_{ir} = c_{ir} = 0$ where A_{ir} is the column of the constraint matrix corresponding to x_{ir} in the primal. Note that entries in A_{ir} are either negative or zero except the single entry that corresponds to the supply constraint of r . Furthermore, $A_{ir,ig} < 0$, where $A_{ir,ig}$ is the entry in A_{ir} that corresponds to the row for agent i and demand group g (because $r \in g$). Therefore \bar{q}_r must be positive in order for the equality $\bar{q}^T A_{ir} = 0$ to hold (since $\bar{q}_{ig} \cdot A_{ir,ig} < 0$). This concludes the proof of the second part. \square