

Coupled-cluster computations of optical potential for medium-mass nuclei

J. Rotureau

NSCL/FRIB Laboratory, Michigan State University, East Lansing, Michigan 48824, USA

Correspondence*:

J. Rotureau

jrmrotureau@gmail.com

ABSTRACT

Recent progress in the numerical solution of the nuclear many-body problem and in the development of nuclear Hamiltonians rooted in Quantum Chromodynamics, has opened the door to first-principle computations of nuclear reactions. In this article, we discuss the current status of *ab initio* calculations of nucleon-nucleus optical potentials for medium-mass systems, with a focus on results obtained with the coupled-cluster method.

Keywords: nuclear reactions, nuclear structure, optical potential, *ab-initio* method, Green's function, chiral effective field theory.

1 INTRODUCTION

Understanding the structure and dynamics of atomic nuclei in terms of nucleons and their mutual interactions is one of the main goals of nuclear physics. At the typical energy scale of nuclear phenomena, the quarks and gluons degrees of freedom are not resolved. As a consequence, in this context, nucleons can be treated as point-like particles and the nuclear problem with protons and neutrons can be viewed as a low-energy effective approximation to QCD. Within the framework of Effective Field Theory (EFT), inter-nucleon interactions consistent with the chiral symmetry can nowadays be derived systematically in terms of nucleon-nucleon, three-nucleon, and higher many-nucleon forces [1, 2, 3, 4, 5, 6]. Starting with a given Hamiltonian, *ab initio* calculations of nuclei aim at solving the many-body Schrödinger equation without any uncontrolled approximations. Within the last decades, the increase in computing power and the development of powerful many-body methods, combined with the use of chiral-EFT interactions, have enabled a quantitative description of light and medium-mass nuclei *ab initio* [7, 8, 9, 10, 11, 12]. With the inclusion of continuum effects in many-body methods, *ab-initio* calculations have also reached parts of the nuclear chart far from stability where the coupling to continuum states and decay channels plays an important part in the structure of nuclei [13, 14, 15, 16, 17, 18, 19, 20, 21]).

A lot of progress has been made as well in the development of *ab initio* methods for nuclear reactions. The No-Core Shell Model with the Resonating Group Method (NCSM/RGM) or with continuum (NCSMC) have successfully described scattering and transfer reactions for light targets [22, 23, 24], the Green's Function Monte Carlo [25, 26] has recently been applied to nucleon-alpha scattering using chiral NN, 3N forces [27], and lattice-EFT computations of alpha-alpha scattering have recently been reported [28]. For medium-mass nuclei, nucleon-nucleus optical potentials and elastic scattering cross sections have been computed with chiral forces within the Self Consistent Green's Function (SCGF) approach [9, 29, 30, 31] and the coupled-cluster method [32, 33, 34].

The optical potential plays an important role in reaction theory. It is usual (and practical) in this context to reduce the many-body problem into a few-body one where only the most relevant degrees of freedom are retained[35]. Correspondingly, the many-body Hamiltonian is replaced by a few-body Hamiltonian expressed in terms of optical potentials *i.e.* effective interactions between the particles considered at the few-body level. Traditionally, optical potentials have been constructed by fitting to data, particularly data on β -stable isotopes [36, 37]. For instance, global phenomenological nucleon-nucleus potentials enable the description of scattering processes for a large range of nuclei and projectile energies. However, extrapolation of these phenomenological potentials to exotic regions of the nuclear chart are unreliable and have uncontrolled uncertainties. Moreover, since fitting to two-body elastic scattering data (as it is most often done) does not constrain the off-shell behavior of potentials¹, a dependence on the choice of potentials may arise in transfer reactions observables (and other reactions) as shown in *e.g.* [38, 39, 40]. It is then critical, in order to advance the field of nuclear reactions and notably for reactions with exotic nuclei undertaken at rare-isotope-beam facilities[41, 42], to connect the optical potentials to an underlying microscopic theory of nuclei. Since potentials derived from *ab initio* approaches are built up from fundamental nuclear interactions without tuning to data, they may have a greater predictive power in regions of the nuclear chart that are unexplored experimentally. Furthermore, they can guide new parametrization of phenomenological potentials by providing insights on form factors, energy-dependence and dependence on the isospin-asymmetry of the target.

It is useful for pedagogical purpose and the introduction of key concepts, to start with the derivation of the optical potential within the Feshbach projection formalism [43, 44]. Let us consider the process of scattering of a nucleon on a target A . One can partition the Hilbert space for this $A + 1$ system into \mathcal{P} the subspace of elastic scattering states and \mathcal{Q} the complementary subspace. Denoting P and Q the projectors operators on respectively \mathcal{P} and \mathcal{Q} , by construction one has $P + Q = Id$. We introduce H the Hamiltonian of the system and E its energy. The optical potential describing the elastic scattering process can be identified with the effective Hamiltonian $H_P^{eff}(E)$ acting in \mathcal{P} , which by construction, reproduces the eigenvalues of H with a model wavefunction in \mathcal{P} . One can show that

$$H_P^{eff}(E) = H_{PP} + H_{PQ} \frac{1}{E - H_{QQ} + i\eta} H_{QP} \quad (1)$$

where $H_{PP} \equiv PHP$, $H_{PQ} \equiv PHQ, \dots$ and $\eta \rightarrow 0^+$. The optical potential $H_P^{eff}(E)$ is non-local and from Eq. 1, it is clear that it is also energy-dependent and complex. The imaginary (absorptive) component of the potential represents the loss of flux in the elastic channel due to the opening of other channels, for instance, the excitation of the target to a state of energy E_i^A for $E > E_i^A$ or breakup channels. By adding the Hilbert space of the $A - 1$ system (hole states in the target) in the formalism, it has been shown that the resulting optical potential corresponds to the self-energy defined in Green's function theory [45]. The particle part of the self-energy is equivalent to the optical potential (1), whereas the hole part describes the structure of the target. By including information on both the $(A + 1)$ - and $(A - 1)$ -system in the formalism, the Green's function approach, which will be used in this paper, provides a consistent treatment of scattering and structure.

In this article, we present some recent results for the *ab-initio* computation of nucleon-nucleus optical potential for medium-mass nuclei, constructed by combining the Green's function approach with the coupled-cluster method [46]. The coupled-cluster method is an efficient tool for the computation of ground-

¹ Two phase-equivalent potentials will reproduce the same elastic two-body scattering data but may have different off-shell behavior.

and low-lying excited states in nuclei with a closed (sub-)shell structure and in their neighbors with ± 2 nucleons. By including complex continuum basis states in the formalism, it also provides a versatile framework to consistently compute bound, resonant states and scattering processes [13, 15, 16, 17, 32]. In our approach, the optical potential is obtained by solving the Dyson equation after a direct computation of the Green's function with the coupled-cluster method. As we will see in Sec. 2, the inclusion of complex continuum basis states enables also a precise computation of Green's functions and optical potentials.

We want to point out here that there has been a lot of work over the years to compute optical potentials from various microscopic approaches. In the following, we mention some of the most recent works dedicated to that goal (for a more exhaustive review we refer the reader to *e.g.* [47]). The authors in [48] have computed optical potentials for neutron and proton elastic scattering on ^{40}Ca based on the application of the self-consistent Hartree-Fock and Random-Phase Approximations to account for collective states in the target. Using the phenomenological Gogny interaction, a good reproduction of data for scattering at $E \leq 30$ MeV has been reported in [48]. In [49, 50], nucleon-nucleus potentials are computed for finite nuclei from a folding of optical potentials obtained by many-body perturbation theory calculations in nuclear matter with chiral forces. In these papers, several calcium isotopes are considered and an overall satisfactory agreement with data is achieved. For the scattering of nucleons at intermediate and high energy ($E \gtrsim 100$ MeV) optical potentials can be derived within the multiple scattering formalism [51, 52] where the optical potential is obtained based on the folding of the nucleon-nucleon T-matrix or G-matrix with the nuclear density [53, 54, 55]. Recent applications of this approach, in which the nucleon-nucleus T-matrix and the density are computed consistently starting from the same chiral-EFT interaction, have been reported and shown a successful reproduction of data [56, 57]. In the Dispersive Optical Model [47, 58, 59, 60], a (semi-) phenomenological potential is constructed by exploiting formal properties of the Green's function, such as the dispersion relation, which connects the real part and imaginary part of the potential [61]. Applications of this data-driven approach have been made using local and non-local form factors of the potential for Ca and Pb isotopes.

This paper is organized as follows. In Sec. 2, we will briefly review the formalism to construct optical potentials by combining the Green's function approach and the coupled-cluster method. In Sec. 3, recent results for neutron- $^{40,48}\text{Ca}$ optical potentials at negative and positive energies are presented. In Sec. 4, we will discuss challenges and possible solutions for the construction of fully predictive optical potentials with the coupled-cluster method. Finally, we will conclude in Sec. 5.

2 COUPLED CLUSTER GREEN'S FUNCTION

In this part, we will briefly review the formalism for deriving *ab-initio* nucleon-nucleus optical potentials by combining the Green's function approach and the coupled-cluster method. We start first by introducing below, key quantities of the Green's function formalism.

2.1 Green's Function and Dyson Equation

Given a single-particle basis $\{|\alpha\rangle, |\beta\rangle, \dots\}$, the Green's function [62] of a nucleus A has matrix elements

$$G(\alpha, \beta, E) = \langle \Psi_0 | a_\alpha \frac{1}{E - (H - E_{gs}^A) + i\eta} a_\beta^\dagger | \Psi_0 \rangle + \langle \Psi_0 | a_\beta^\dagger \frac{1}{E - (E_{gs}^A - H) - i\eta} a_\alpha | \Psi_0 \rangle. \quad (2)$$

Here, H is the Hamiltonian and $|\Psi_0\rangle$ the ground state of A with the energy E_{gs}^A and by definition $\eta \rightarrow 0^+$. The operators a_α^\dagger and a_β create and annihilate a fermion in the single-particle state α and β , respectively. α

is shorthand for the quantum numbers $\alpha = (n, l, j, j_z, \tau_z)$ ². By inserting completeness relations expressed with the eigenstates of the $A \pm 1$ systems in (2), one obtains the Lehmann representation of the Green's function:

$$G(\alpha, \beta, E) = \sum_i \frac{\langle \Psi_0 | a_\alpha | \Psi_i^{A+1} \rangle \langle \Psi_i^{A+1} | a_\beta^\dagger | \Psi_0 \rangle}{E - (E_i^{A+1} - E_{gs}^A) + i\eta} + \sum_j \frac{\langle \Psi_0 | a_\beta^\dagger | \Psi_j^{A-1} \rangle \langle \Psi_j^{A-1} | a_\alpha | \Psi_0 \rangle}{E - (E_{gs}^A - E_j^{A-1}) - i\eta}, \quad (3)$$

where $|\Psi_i^{A+1}\rangle$ ($|\Psi_j^{A-1}\rangle$) is an eigenstate of H for the $A + 1$ ($A - 1$) system with energy E_i^{A+1} (E_j^{A-1}). To simplify the notation, the completeness relations are written in (3) as discrete summations over the states in the $A \pm 1$ systems. The Lehmann representation has the merit to reveal somewhat more clearly some of the information content of the Green's Function. As one can see from (3), the poles of the Green's function correspond to the energies of the eigenstates of H in the $A \pm 1$ systems.

The Green's function fulfills the Dyson equation

$$G(E) = G^{(0)}(E) + G^{(0)}(E)\Sigma^*(E)G(E), \quad (4)$$

where $G^{(0)}(E)$ is the Green's function associated with a single-particle potential U and $\Sigma^*(E)$ the irreducible self energy. The optical potential is given by

$$V^{opt}(E) \equiv \Sigma^*(E) + U. \quad (5)$$

The potential U is usually taken as the Hartree-Fock (HF) potential since the corresponding Green's function is a first-order approximation to $G(E)$ in eq. (4). In our approach, since the Green's function is directly computed with the coupled-cluster method and is input of Eq. 4, the resulting optical potential is independent of the choice of U .

For $E^+ \equiv E - E_{gs}^A \geq 0$, $V^{opt}(E)$ corresponds to the optical potential for the elastic scattering from the A -nucleon ground state [62]. In other words, the scattering amplitude $\xi_{E^+}(\mathbf{r}) = \langle \Psi_0 | a_{\mathbf{r}} | \Psi_{E^+} \rangle$ (here $|\Psi_{E^+}\rangle$ is the elastic scattering state of a nucleon on the target with the energy E^+ and $a_{\mathbf{r}}$ is the annihilation operator of a particle at the position \mathbf{r}) fulfills the Schrödinger equation

$$-\frac{\hbar^2}{2\mu} \nabla^2 \xi(\mathbf{r}) + \int d\mathbf{r}' V^{opt}(\mathbf{r}, \mathbf{r}', E) \xi(\mathbf{r}') = E^+ \xi(\mathbf{r}), \quad (6)$$

where μ is the reduced mass of the nucleus-nucleon system. For simplicity, we have suppressed any spin and isospin labels. The optical potential is non-local, energy-dependent and complex [62] and for $E^+ \geq 0$, its imaginary component describes the loss of flux in the elastic channels to other channels. For $E^+ < 0$, Eq. 6 admits a discrete number of physical solution at $E_n = E_n^{A+1} - E_{gs}^A$, which corresponds to the bound states energies in $A+1$. In that case, the solutions are given by the overlap $\xi_n(\mathbf{r}) = \langle \Psi_0 | a_{\mathbf{r}} | \Psi_n^{A+1} \rangle$ where $|\Psi_n^{A+1}\rangle$ is a bound state of energy E_n^{A+1} in the $A + 1$ system³.

In the following section, we present the main steps involved in the computation of the Green's function with the coupled-cluster method.

² n, l, j, j_z, τ_z label the radial quantum number, the orbital angular momentum, the total orbital momentum, its projection on the z-axis, and the isospin projection, respectively

³ Similarly, for $E = E_{gs}^A - E_n^{A-1}$, the solution of the optical potential $V^{opt}(E)$ are the radial overlap $\xi_n^-(\mathbf{r}) = \langle \Psi_0 | a_{\mathbf{r}}^\dagger | \Psi_n^{A-1} \rangle$ [62].

2.2 Coupled-cluster Green's Function

We start with the computation of the ground state $|\Psi_0\rangle$ of the A -nucleon system. Working in the laboratory frame, the intrinsic Hamiltonian reads

$$H = \sum_{i=1}^A \frac{\vec{p}_i^2}{2m} - \frac{\vec{P}^2}{2mA} + \sum_{i<j} V_{ij} + \sum_{i<j<k} V_{ijk}, \quad (7)$$

with \vec{p}_i the momentum of nucleon i of mass m and $\vec{P} = \sum_{i=1}^A \vec{p}_i$ the momentum associated with the center of mass motion. The terms V_{ij} and V_{ijk} are nucleon-nucleon (NN) and three-nucleon forces ($3NFs$), respectively. It is useful to rewrite the Hamiltonian as

$$H = \sum_{i=1}^A \frac{\vec{p}_i^2}{2m} \left(1 - \frac{1}{A}\right) + \sum_{i<j} \left(V_{ij} - \frac{\vec{p}_i \vec{p}_j}{mA}\right) + \sum_{i<j<k} V_{ijk}, \quad (8)$$

where one separates the one-body and two- (three-)body contributions. The single-particle basis solution of the HF potential generated by H in eq. (8) is a good starting point for coupled-cluster calculations. Denoting by $|\Phi_0\rangle$ the HF state, the ground state of the target is represented as

$$|\Psi_0\rangle = e^T |\Phi_0\rangle, \quad (9)$$

where T denotes the cluster operator

$$T = T_1 + T_2 + \dots = \sum_{i,a} t_i^a a_a^\dagger a_i + \frac{1}{4} \sum_{ijab} t_{ij}^{ab} t_{ijab} a_a^\dagger a_b^\dagger a_j a_i + \dots \quad (10)$$

The operators T_1 and T_2 induce $1p-1h$ and $2p-2h$ excitations of the reference state, respectively. Here, the single-particle states i, j, \dots refer to hole states occupied in the reference state $|\Phi_0\rangle$ while a, b, \dots denote valence states above the reference state. In practice, the expansion (10) is truncated. In the coupled cluster method with singles and doubles (CCSD) all operators T_i with $i > 2$ are neglected. In that case, the ground-state energy and the amplitudes t_i^a, t_{ij}^{ab} are obtained by projecting the state (9) on the reference state and on all $1p-1h$ and $2p-2h$ configurations for which

$$\begin{aligned} \langle \Phi_0 | \bar{H} | \Phi_0 \rangle &= E, \\ \langle \Phi_i^a | \bar{H} | \Phi_0 \rangle &= 0, \\ \langle \Phi_{ij}^{ab} | \bar{H} | \Phi_0 \rangle &= 0. \end{aligned} \quad (11)$$

Here,

$$\bar{H} \equiv e^{-T} H e^T = H + [H, T] + \frac{1}{2!} [[H, T], T] + \dots \quad (12)$$

denotes the similarity transformed Hamiltonian, which is computed by making use of the Baker-Campbell-Hausdorff expansion [46]. For two-body forces and in the CCSD approximation, this expansion terminates at fourfold nested commutators⁴. The CCSD equations (11) show that the CCSD ground state is an

⁴ The $3NFs$ component V_{ijk} of the Hamiltonian in (8) is truncated at the normal-ordered two-body level in the HF basis (see Sec. 3).

eigenstate of the similarity-transformed Hamiltonian $\bar{H} = e^{-T} H e^T$ in the space of $0p - 0h$, $1p - 1h$, $2p - 2h$ configurations. The operator e^T being not unitary, \bar{H} is not Hermitian. As a consequence, its left- and right-eigenvectors form a bi-orthonormal set [46].

Denoting $\langle \Phi_{0,L} |$ the left eigenvector for the ground state of A , we can now write the matrix elements of the coupled cluster Green's function G^{cc} as

$$G^{CC}(\alpha, \beta, E) \equiv \langle \Phi_{0,L} | \bar{a}_\alpha \frac{1}{E - (\bar{H} - E_{gs}^A) + i\eta} \bar{a}_\beta^\dagger | \Phi_0 \rangle + \langle \Phi_{0,L} | \bar{a}_\beta^\dagger \frac{1}{E - (E_{gs}^A - \bar{H}) - i\eta} \bar{a}_\alpha | \Phi_0 \rangle. \quad (13)$$

Here, $\bar{a}_\alpha = e^{-T} a_\alpha e^T$ and $\bar{a}_\beta^\dagger = e^{-T} a_\beta^\dagger e^T$ are the similarity-transformed annihilation and creation operators, respectively. These are computed with the Baker-Campbell-Hausdorff expansion (12).

In principle, the Green's function could be computed from the Lehman decomposition (3) with the solutions of the particle-attached equation of-motion (PA-EOM) and particle-removed equation-of motion (PR-EOM) for the $A + 1$ and $A - 1$ systems, respectively [46]. However, as the sum over all states in Eq. (3) involves also eigenstates in the continuum, this approach is difficult to pursue in practice. Instead, we make use of the Lanczos continued fraction technique, which allows for an efficient and numerically stable computation of the Green's function [33, 63, 64, 65, 66, 67].

By definition of the Green's function, the parameter η in the matrix elements (2) is such that $\eta \rightarrow 0^+$. However, in this limit, because of the appearance of poles at energies $E = (E_i^{A+1} - E_{gs}^A)$ in the Green's function (see Eq. (3)), the calculation of optical potential for elastic scattering becomes numerically unstable. In order to resolve this issue, we compute an analytic continuation of the Green's function in the complex-energy plane by working in a Berggren basis [68, 69, 70, 71, 72, 73, 74, 75] (generated by the HF potential) that includes bound, resonant, and complex-continuum states. The solutions of the (PA-EOM) and (PR-EOM) in the Berggren basis, *i.e.* the eigenstates of the $A \pm 1$ systems, are either bound, resonant or complex-scattering states. In other words, the poles of the analytically continued Green's function are located either at negative real or complex energy. As a result, the Green's function matrix elements for $E \geq 0$ smoothly converge to a finite value as $\eta \rightarrow 0^+$ (this is illustrated below in Fig. 1).

The scattering states entering the Berggren basis are defined along a contour L^+ in the fourth quadrant of the complex momentum plane, below the resonant single-particle states. According to the Cauchy theorem, the shape of the contour L^+ is not important, under the condition that all resonant states lie between the contour and the real momentum axis. The Berggren completeness reads

$$\sum_i |u_i\rangle \langle \tilde{u}_i| + \int_{L^+} dk |u(k)\rangle \langle \tilde{u}(k)| = \hat{1}, \quad (14)$$

where $|u_i\rangle$ are discrete states corresponding to bound and resonant solutions of the single-particle potential, and $|u(k)\rangle$ are complex-energy scattering states along the complex-contour L^+ . In practice, the integral along the complex continuum is discretized yielding a finite discrete basis set.

In Fig. 1, we illustrate the numerical stability provided by the use of the Berggren basis for the computation of the Green's function. We are interested in the level density [76, 77]

$$\rho_{lj}(E) = -\frac{1}{\pi} Tr \left[Im(G_{lj}(E) - G_{lj}^{(0)}(E)) \right], \quad (15)$$

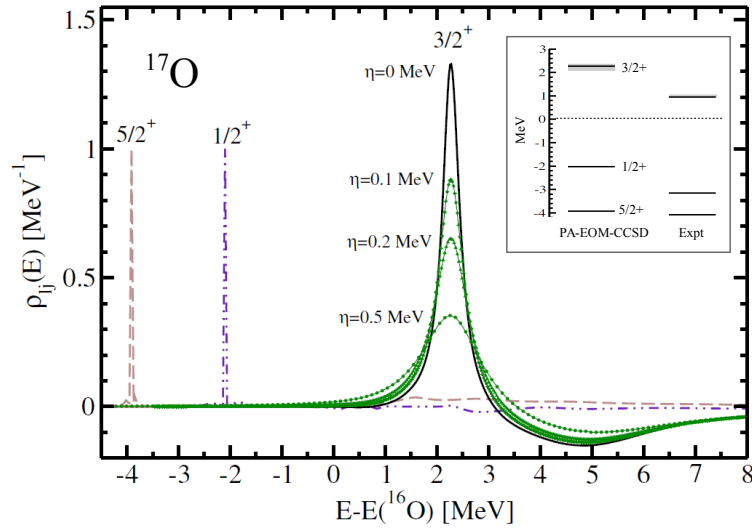


Figure 1. Computed level densities in ^{17}O . For the $J^\pi = 3/2^+$ level density, results are shown for several values of the parameter η to illustrate the smooth convergence pattern for $\eta \rightarrow 0$. The inset shows the energies of the ground state, first excited and $3/2^+$ resonant states in ^{17}O calculated at the PA-EOM-CCSD truncation level (see text for details).

where $G_{lj}(E)$ and $G_{lj}^0(E)$ are respectively the component of the Green's functions and the HF Green's function in the (l, j) partial wave⁵. We show in Fig. 1, the $J^\pi = 3/2^+$ level density in ^{17}O calculated with the NNLO_{sat} interaction. The ground state in ^{16}O is computed at the CCSD level while the Green's function is computed with the PA-EOM and PR-EOM Lanczos vectors truncated at the $2p - 1h$ and $1p - 2h$ excitation level, respectively (other details of the calculation are also the same as in Sec. 3). As η approaches 0, the level density smoothly converges, and the position of the peak at $\eta = 0$ corresponds, as expected, to the position of the $J^\pi = 3/2^+$ resonance in ^{17}O (see inset in Fig. 1, which shows the PA-EOM-CCSD energies in ^{17}O). For completeness, we also show the $J^\pi = 5/2^+, 1/2^+$ level densities. In these cases, the level density at negative energies are equal to a Dirac delta function peaked at respectively the ground state and first excited state energies in ^{17}O (see inset in Fig. 1). For purpose of illustration in Fig. 1, we have used a finite value of η for the $J^\pi = 5/2^+, 1/2^+$ densities and set the height of the corresponding peaks to 1.

3 SELECTED RESULTS

We now show in this section a few results of the computation of neutron optical potentials for the double-magic nuclei ^{40}Ca and ^{48}Ca .

All calculations presented here are performed using the NNLO_{sat} chiral interaction [5], which reproduces the binding energy and charge radius of both systems [78, 79]. We want to point out here that a proper reproduction of the distribution of nuclear matter, and, more specifically, nuclear radii is critical in order to obtain an accurate account of reactions observables. All results are obtained from coupled-cluster calculations truncated at the CCSD level, while the Lanczos vectors in the PA-EOM (PR-EOM) have been truncated at the $2p - 1h$ ($1p - 2h$) excitation level. Since the computation of the Green's function is

⁵ Since the Green's functions are here defined by adding (and removing) a nucleon from the 0^+ ground state in the target A , the quantum number (l, j) are conserved.

performed using the laboratory coordinates (the Hamiltonian H in Eq. (8) is defined with these coordinates), the calculated optical potential is identified with the optical potential in the relative coordinates of the $n - ^A\text{Ca}$ system. This identification will result in a small error, which is a decreasing function of the target mass number A [33, 34] (see also Sec. 4).

The HF calculations are performed in a mixed basis of harmonic oscillator and Berggren states, depending on the partial wave. The NNLO_{sat} interaction contains two-body and three-body terms. Denoting N_2 and N_3 the cutoffs in the harmonic oscillator (HO) basis of respectively, the two-body and three-body part of the interaction, we set $N_2 = N_3 = N_{\text{max}}$ except for the most extensive calculations where $N_2 = 14$ and $N_3 = 16$. Finally, we truncate the three-nucleon forces at the normal-ordered two-body level in the HF basis. This approximation has been shown to work well in light- and medium mass nuclei [80, 81]. The harmonic oscillator frequency is kept fixed at $\hbar\omega = 16$ MeV (for more details see [33, 34]).

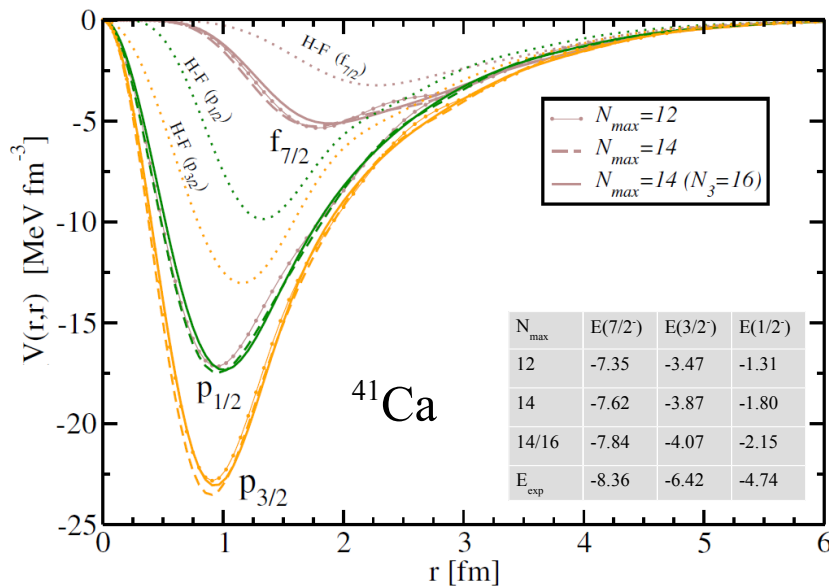


Figure 2. Diagonal part of the $n + ^{40}\text{Ca}$ optical potential for the bound states in ^{41}Ca computed with the NNLO_{sat} interaction. Results are shown for several values of N_{max} and the corresponding bound state energies (with respect to the ^{40}Ca ground state) are shown in the table (in MeV). The components of the HF potential in the associated partial waves are shown for $(N_{\text{max}}, N_3) = (14, 16)$ (see text for details).

We start with the computation of the $n + ^{40}\text{Ca}$ optical potentials associated with the bound states in ^{41}Ca . At the PA-EOM-CCSD level of truncation considered here, there are only three bound states supported by the NNLO_{sat} Hamiltonian. In order to show the convergence pattern of the potentials, we present in Fig. (2) results at several values of N_{max} with the corresponding bound state energies. We present the diagonal part of the potentials, and for comparison the HF potential (for $(N_{\text{max}}, N_3) = (14, 16)$) in each partial wave is also shown in Fig. (2). The energies are shown in the table in Fig. (2) along with the experimental values. As expected, the convergence of energies is slower for higher-energy states. The difference between the ^{41}Ca energies at $(N_{\text{max}}, N_3) = (14, 14)$ and $(14, 16)$ is ~ 220 keV in the case of the ground-state, whereas it is ~ 350 keV in the case of the $J^\pi = 1/2^-$ second excited state. Even though the absolute binding energy is underestimated in the CCSD approximation, when compared to experiment (the CCSD binding energy of ^{40}Ca is 299.28 MeV for $(N_{\text{max}}, N_3) = (14, 16)$, whereas the experimental value is 342.05 MeV), the

neutron separation energies are consistently within 600 keV of the experimental values for $^{40,48}\text{Ca}$ ⁶. The eigenenergies of these potentials are equal, by construction, to the bound states energies when using the effective mass $mA/(A-1)$ instead of the actual reduced mass. This can be traced to Eq. (8) where the effective mass associated with the one-body kinetic operator is equal to $mA/(A-1)$ (see also Sec. 4).

We now consider the neutron elastic scattering on ^{40}Ca and ^{48}Ca . The phase shift is computed in each partial wave with the optical potential calculated in the largest space $(N_{max}, N_3) = (14, 16)$. The angular distributions are then obtained by summing the contributions from each partial wave. Figure 3 shows the resulting differential elastic cross section for $^{40}\text{Ca}(n, n)^{40}\text{Ca}$ at 5.2 MeV and $^{48}\text{Ca}(n, n)^{48}\text{Ca}$ at 7.8 MeV. We find that at these energies the inclusion of partial waves with angular momentum $L \leq 5$ and $L \leq 6$ is sufficient for ^{40}Ca and ^{48}Ca respectively, the contribution of partial waves with higher L being negligible (see also the computations of elastic scattering on $^{40,48}\text{Ca}$ at other energies in [34]). The angular distributions obtained with the phenomenological Koning Delaroche (KD) potential [36] and the measured cross sections are also shown in Fig. 3 for comparison. As Fig. 3 indicates, the data at small angle where the cross section is larger, are well reproduced for ^{48}Ca whereas the computed cross section is slightly above the data for ^{40}Ca . Overall, the shape of the experimental cross sections and the positions of the minima are well reproduced for both nuclei, as expected from the correct reproduction of matter densities in $^{40,48}\text{Ca}$ by the NNLO_{sat} interaction.

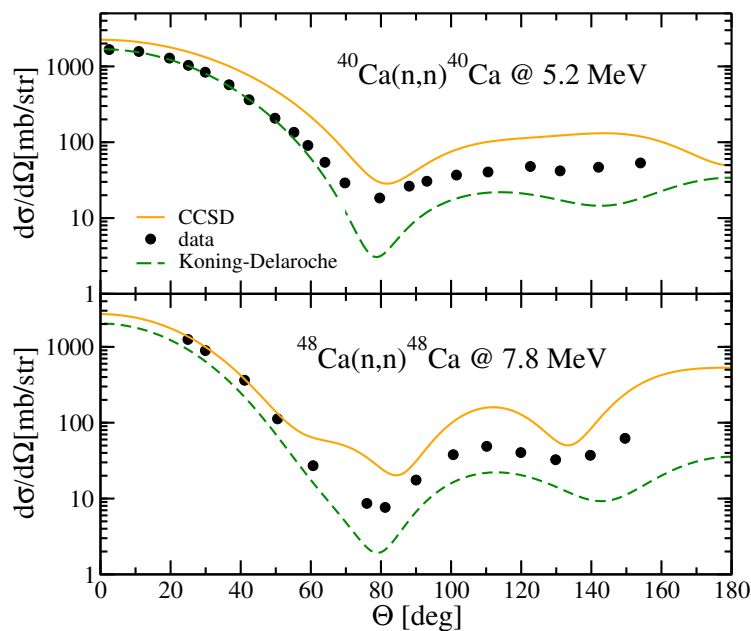


Figure 3. Differential elastic cross section for $^{40}\text{Ca}(n, n)^{40}\text{Ca}$ at 5.2 MeV (top) and $^{48}\text{Ca}(n, n)^{48}\text{Ca}$ at 7.8 MeV (bottom) calculated with the NNLO_{sat} interaction. Results obtained with the phenomenological Koning-Delaroche potential potential are shown (dashed line) for comparison. Data points are taken from [36] (errors on the data are smaller than the symbols).

⁶ By including both perturbative triple excitations and perturbative estimates for the neglected residual 3NFs (3NF terms beyond the normal-ordered two-body approximation), a good agreement with experimental binding energies can be obtained for $^{40,48}\text{Ca}$ [78]

The experimental energy of the first two excited-states in ^{40}Ca , namely $E(0^+) = 3.35$ MeV and $E(3^-) = 3.74$ MeV are below the scattering energy $E_{\text{scat}} = 5.2$ MeV of the elastic process $^{40}\text{Ca}(n, n)^{40}\text{Ca}$ shown in Fig. 3. In other words, the channels for excitation of the ^{40}Ca target are open at this scattering energy. This should result in a loss of flux in the initial elastic channel and the corresponding occurrence of an absorptive imaginary part in the phase shifts. The first excited 0^+ state, which has a strong $4p - 4h$ components, cannot be properly reproduced at the truncation level considered here: its computed energy, solution of the EOM-CCSD equations, is ~ 16 MeV above the ground state. On the other hand, the 3^- excited state is well reproduced with $E_{\text{EOM-CCSD}}(3^-) = 3.94$ MeV. Nevertheless, we have found that the computed absorption is practically negligible and none of the computed phase shifts at $E_{\text{scat}} = 5.2$ MeV have a significant imaginary part. A similar pattern happens for $^{48}\text{Ca}(n, n)^{48}\text{Ca}$ at 7.8 MeV: in that case, the first excited state $E(2^+) = 3.83$ MeV is fairly well reproduced, the computed value is $E_{\text{EOM-CCSD}}(2^+) = 4.65$ MeV, but again the absorption in that case is negligible too.

Although some excited states below the scattering energy are reproduced by the EOM-CCSD calculations, the absorption is negligible in both situations. This suggests that at the level of truncation considered here, namely $2p - 1h$ above the CCSD ground state, the computed wavefunctions are not correlated enough (in the perturbative expansion of the Dyson equation Eq. (4), the absorption appears at second-order, beyond the HF contribution [62]). In other words, at these energies, the computed level density (15) in the $n + ^A\text{Ca}$ system is too small. We have observed that only at higher energy $E \gtrsim 20$ MeV the absorption starts to increase significantly (a similar pattern can be seen in Fig. 4 of [33] for the CCSD computation of $n + ^{16}\text{O}$ optical potential). It is possible to increase artificially the absorption by using a finite value of η in Eq. (13). This amounts to increasing the correlations content of the coupled-cluster wavefunctions and as shown in [33, 34], the computed elastic cross section in that case will decrease. In Sec.4, we will return to this lack of absorption in the computed potential.

We should emphasize here that the computation of the optical potential with the coupled-cluster method is carried out without any free parameter. It is then not surprising that it does not allow for the same quality of reproduction of data as a phenomenological potential such as the KD interaction (see Fig. 3). But still, since microscopic optical potentials are built up from fundamental nuclear interactions without tuning to data, they may yield guidance for parameterizations of phenomenological potential, by providing information on the form factor, energy dependence and dependence on the isospin asymmetry of the targets. A recent series of studies has shown that non-locality can affect transfer reaction observables (e.g. [38, 39, 40]) and it is expected that it can equally affect other reaction channels. Microscopic potential can provide guidance on this aspect of the optical potential. Keeping in mind that a potential is not an observable and is not uniquely defined (for a given potential, it is possible to modify its high-energy component with a unitary transformation without affecting experimental predictions [82, 83]), we focus in the following on the non-locality of the CCSD optical potential.

We plot in Fig. 4, the $n + ^{40,48}\text{Ca}$ potentials in several partial waves, at a fixed value of $R = (r + r')/2$ and as a function of $r - r'$. We fix R to be equal to the charge radius in both nuclei, namely 3.48 fm and 3.46 fm for respectively ^{40}Ca and ^{48}Ca [5]. We consider the same energy as previously, namely 5.2 MeV for ^{40}Ca and 7.8 MeV for ^{48}Ca . A fit of the potential using a Gaussian form factor, is also shown in Fig. 4. As one can see, the shape of potentials in Fig. 4 are well reproduced by the fit. For ^{40}Ca , the values of the range β of the fitted Gaussian somehow varies slightly with the partial wave: we obtain $\beta = 1.02, 0.94, 0.98$ fm for the $f_{7/2}, p_{3/2}$ and $p_{1/2}$ component of the potentials, respectively. For ^{48}Ca , $\beta = 1.04, 0.93, 0.91$ fm for the $f_{5/2}, p_{1/2}$ and $d_{5/2}$ partial waves, respectively. We have observed even smaller variations of the range with the energies although a more exhaustive study would be required to

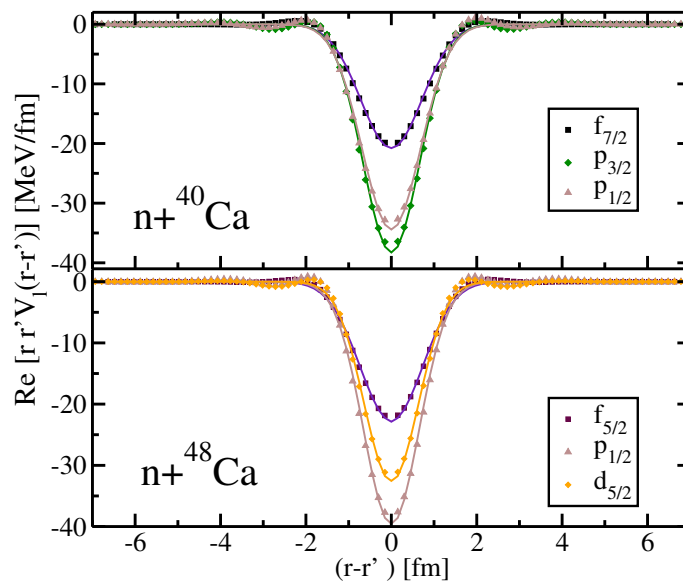


Figure 4. Real part of the neutron potential in several partial waves for $^{40,48}\text{Ca}$ at respectively 5.2 and 7.8 MeV. The potentials are shown at fixed values of R (equal to the charge radius in both nuclei) and as a function of $r - r'$. Symbols corresponds to the calculated potentials and the lines are the results of a fit with a Gaussian form factor (see text for details).

draw definitive conclusion about the dependence of β on the value of R and the energy. Nevertheless, in all cases, the non-local pattern of the optical potential display a Gaussian dependence, which corresponds to the choice made for the non-local form factor in the phenomenological potentials by Perey and Buck [84]. Note that due to the non-hermiticity of the Coupled Cluster Hamiltonian (see Sec. 2.2) the potential is slightly non symmetric in r and r' . However since this effect is small [33, 34], it is hardly noticeable in Fig. 4.

4 CHALLENGES

In this section, we discuss some challenges and possible solutions for the development of fully predictive *ab-initio* optical potentials with the coupled-cluster method.

We saw in the previous section that with the *ab-initio* optical potentials computed at the CCSD level, one can arrive at an overall fair reproduction of data for medium-mass nuclei. However, the absorptive part of the potential was shown to be negligible at low energy. This lack of absorption was linked to neglected configurations in the computed Green's function.

Currently, *ab-initio* computation of optical potentials for medium-mass nuclei using chiral NN and $3NFs$, have only been performed with the coupled-cluster method and the Self Consistent Green's Function (SCGF) method [31]. The SCGF is based on an iterative solution of the Dyson equation performed until a self-consistency between the input Green's function and the result of the Dyson equation has been reached [9]. In [31], the authors compute neutron optical potential for ^{16}O and ^{40}Ca with the NNLO_{sat} interaction and include up to $2p - 1h$ configurations in the Green's function. In that work, the minima in the elastic cross sections are well reproduced for both systems, and as in the CCSD computation of the potential, an overall lack of absorption was observed and attributed to neglected configurations in the model space.

The natural next step to address the lack of absorption at the CCSD level would be to include higher-order correlations in the Green's function by considering next order excitations in the coupled-cluster calculations, namely triple corrections. One should expect in that case an increased level density in the $A + 1$ system and as a result, a larger absorptive part of the optical potential. Coupled-cluster calculations with triple corrections are routinely used for nuclear spectroscopy [46] and have recently been implemented in the computation of the dipole polarizability of ^{48}Ca [85]. In that paper, the authors show that by including $3p - 3h$ excitations in the computation of the nuclear response function to an electromagnetic probe (the Green's function is a similar object since it is the response function to the addition/removal of a nucleon), the results improve over previous computations at CCSD.

For most nuclei, and particularly for heavier systems, there are many compound-nucleus resonances above the particle threshold. Since these states consist of a high number of particle-hole excitations they cannot be reproduced accurately by *ab-initio* methods and are usually best described by a stochastic approach [86]. In order to account for the formation of the compound nucleus and the resulting loss of flux in the elastic channel, one could add a polarization term to the *ab-initio* potential. A possible way to compute this term would be to use Random Matrix Theory to generate an effective Hamiltonian belonging to a Gaussian Orthogonal Ensemble [87].

Since the coupled-cluster Green's function is computed in the laboratory frame, the optical potential solution of the Dyson equation is defined with respect to the origin of that frame O . As mentioned in Sec. 3, we have identified this potential with the potential in the relative $n - A$ coordinate. For the medium-mass nuclei considered here, this prescription creates a small error, which decreases with A [33, 34, 88]. For light systems, a correction to the optical potential becomes necessary to account for the identification between laboratory and relative coordinates. It has been demonstrated that the coupled cluster wavefunction factorizes to a very good approximation into a product of an intrinsic wave function and a Gaussian in the center-of-mass coordinate [89]. Since both the potential and the center-of-mass wavefunction of the target are computed in the laboratory frame, it seems reasonable to suggest that such a correction could be introduced in the form of a folding of the potential with the center-of-mass wavefunction (nevertheless, such a prescription would have to be worked out and checked). Another possible way to introduce a correction of the potential could be to use the integral method utilized in the GFMC approach (see *e.g.* [90]) for computation of overlap functions (see also *e.g.* [91, 92]).

5 SUMMARY

In this article, we have presented recent developments in the computation of nucleon-nucleus optical potential constructed by combining the Green's function and the coupled-cluster method. A key element in this approach is the use of the Berggren basis, which enables a consistent description of bound, resonant states and scattering process of the (nucleon-target) system and at the same time, allows to properly deal with the poles of the Green's function on the real energy axis.

We have shown results for optical potentials at negative and positive energy for the double magic systems ^{40}Ca and ^{48}Ca using a chiral NN and $3NFs$ that reproduces the binding energy and charge radii in both systems. We pointed out that a proper reproduction of the distribution of nuclear matter, and, more specifically, nuclear radii, by the Hamiltonian, is essential to give an accurate account of reaction observables. At the truncation level considered here, namely $2p - 2h$ and $2p - 1h / 2h - 1p$ in the computation of the target and the Green's function, respectively, an overall fair agreement with data was obtained. Nevertheless, in that case, the optical potential at positive energy suffers from a lack of absorption,

which stems from the neglect of higher-order configurations. In (near) future development, higher-order excitations in the coupled-cluster expansion will be included to address this issue.

In the future, the Green's function formalism and coupled-cluster method could be combined for applications to other reaction channels such as transfer, capture, breakup and charge-exchange. Another possible approach toward the *ab-initio* computation of transfer reactions with medium-mass nuclei is the Green's Function Transfer (GFT) method [93]. Using the optical potential and Green's function computed with the coupled-cluster method as input of the GFT equations, as well as phenomenological ingredients, a very good reproduction of data for populating the ground states in $^{41,49}\text{Ca}$ was obtained with this approach. Although the current implementations of the GFT method require phenomenological inputs, future extensions of the formalism should allow *ab-initio* computation of transfer reactions [93].

ACKNOWLEDGMENTS

The author would like to thank his collaborators P. Danielewicz, G. Hagen, G. R. Jansen, F. M. Nunes, and T. Papenbrock for their contributions to the studies presented in this work.

REFERENCES

- [1] Beane S, Bedaque P, Savage M, van Kolck U. Towards a perturbative theory of nuclear forces. *Nuclear Physics A* **700** (2002) 377 – 402. doi:[https://doi.org/10.1016/S0375-9474\(01\)01324-0](https://doi.org/10.1016/S0375-9474(01)01324-0).
- [2] Epelbaum E, Hammer HW, Meißner UG. Modern theory of nuclear forces. *Rev. Mod. Phys.* **81** (2009) 1773–1825. doi:10.1103/RevModPhys.81.1773.
- [3] Epelbaum E, Krebs H, Meißner UG. Precision nucleon-nucleon potential at fifth order in the chiral expansion. *Phys. Rev. Lett.* **115** (2015) 122301. doi:10.1103/PhysRevLett.115.122301.
- [4] Machleidt R, Entem D. Chiral effective field theory and nuclear forces. *Physics Reports* **503** (2011) 1 – 75. doi:<https://doi.org/10.1016/j.physrep.2011.02.001>.
- [5] Ekström A, Jansen GR, Wendt KA, Hagen G, Papenbrock T, Carlsson BD, et al. Accurate nuclear radii and binding energies from a chiral interaction. *Phys. Rev. C* **91** (2015) 051301. doi:10.1103/PhysRevC.91.051301.
- [6] Nogga A, Bogner SK, Schwenk A. Low-momentum interaction in few-nucleon systems. *Phys. Rev. C* **70** (2004) 061002. doi:10.1103/PhysRevC.70.061002.
- [7] Barrett BR, Navratil P, Vary JP. Ab initio no core shell model. *Prog. Part. Nucl. Phys.* **69** (2013) 131–181. doi:10.1016/j.pnpnp.2012.10.003.
- [8] Carlson J, Gandolfi S, Pederiva F, Pieper SC, Schiavilla R, Schmidt KE, et al. Quantum monte carlo methods for nuclear physics. *Rev. Mod. Phys.* **87** (2015) 1067–1118. doi:10.1103/RevModPhys.87.1067.
- [9] Dickhoff WH, Barbieri C. *Prog. Part. Nucl. Phys.* **52** (2004) 377.
- [10] Hagen G, Papenbrock T, Hjorth-Jensen M, Dean DJ. *Rep. Prog. Phys.* **77** (2014) 096302.
- [11] Hergert H, Bogner S, Morris T, Schwenk A, Tsukiyama K. The in-medium similarity renormalization group: A novel ab initio method for nuclei. *Physics Reports* **621** (2016) 165 – 222. doi:<https://doi.org/10.1016/j.physrep.2015.12.007>. Memorial Volume in Honor of Gerald E. Brown.
- [12] Lee D. Lattice simulations for few- and many-body systems. *Progress in Particle and Nuclear Physics* **63** (2009) 117 – 154. doi:<https://doi.org/10.1016/j.pnpnp.2008.12.001>.
- [13] Hagen G, Dean D, Hjorth-Jensen M, Papenbrock T. Complex coupled-cluster approach to an ab-initio description of open quantum systems. *Physics Letters B* **656** (2007) 169 – 173. doi:<https://doi.org/10.1016/j.physletb.2007.07.072>.

- [14] Papadimitriou G, Rotureau J, Michel N, Płoszajczak M, Barrett BR. *Ab initio* no-core gamow shell model calculations with realistic interactions. *Phys. Rev. C* **88** (2013) 044318. doi:10.1103/PhysRevC.88.044318.
- [15] Hagen G, Papenbrock T, Dean DJ, Hjorth-Jensen M, Asokan BV. *Ab initio* computation of neutron-rich oxygen isotopes. *Phys. Rev. C* **80** (2009) 021306. doi:10.1103/PhysRevC.80.021306.
- [16] Hagen G, Papenbrock T, Hjorth-Jensen M. *Phys. Rev. Lett.* **104** (2010) 18250.
- [17] Hagen G, Jansen GR, Papenbrock T. Structure of ^{78}Ni from first-principles computations. *Phys. Rev. Lett.* **117** (2016) 172501. doi:10.1103/PhysRevLett.117.172501.
- [18] Baroni S, Navrátil P, Quaglioni S. Unified *ab initio* approach to bound and unbound states: No-core shell model with continuum and its application to ^7He . *Phys. Rev. C* **87** (2013) 034326. doi:10.1103/PhysRevC.87.034326.
- [19] Langhammer J, Navrátil P, Quaglioni S, Hupin G, Calci A, Roth R. Continuum and three-nucleon force effects on ^9Be energy levels. *Phys. Rev. C* **91** (2015) 021301. doi:10.1103/PhysRevC.91.021301.
- [20] Vorabbi M, Calci A, Navrátil P, Kruse MKG, Quaglioni S, Hupin G. Structure of the exotic ^9He nucleus from the no-core shell model with continuum. *Phys. Rev. C* **97** (2018) 034314. doi:10.1103/PhysRevC.97.034314.
- [21] Hu BS, Wu Q, Sun ZH, Xu FR. *Ab initio* gamow in-medium similarity renormalization group with resonance and continuum. *Phys. Rev. C* **99** (2019) 061302. doi:10.1103/PhysRevC.99.061302.
- [22] Navrátil P, Roth R, Quaglioni S. *Ab initio* many-body calculations of nucleon scattering on ^4He , ^7Li , ^7Be , ^{12}C , and ^{16}O . *Phys. Rev. C* **82** (2010) 034609. doi:10.1103/PhysRevC.82.034609.
- [23] Baroni S, Navrátil P, Quaglioni S. *Ab initio* description of the exotic unbound ^7He nucleus. *Phys. Rev. Lett.* **110** (2013) 022505. doi:10.1103/PhysRevLett.110.022505.
- [24] Raimondi F, Hupin G, Navrátil P, Quaglioni S. Deuteron-induced nucleon transfer reactions within an *ab initio* framework: First application to *p*-shell nuclei. *Phys. Rev. C* **93** (2016) 054606. doi:10.1103/PhysRevC.93.054606.
- [25] Varga K, Pieper SC, Suzuki Y, Wiringa RB. Monte carlo integration in glauber model analysis of reactions of halo nuclei. *Phys. Rev. C* **66** (2002) 034611. doi:10.1103/PhysRevC.66.034611.
- [26] Nollett KM, Pieper SC, Wiringa RB, Carlson J, Hale GM. Quantum monte carlo calculations of neutron- α scattering. *Phys. Rev. Lett.* **99** (2007) 022502. doi:10.1103/PhysRevLett.99.022502.
- [27] Lynn JE, Tews I, Carlson J, Gandolfi S, Gezerlis A, Schmidt KE, et al. Chiral three-nucleon interactions in light nuclei, neutron- α scattering, and neutron matter. *Phys. Rev. Lett.* **116** (2016) 062501. doi:10.1103/PhysRevLett.116.062501.
- [28] Elhatisari S, Lee D, Rupak G, Epelbaum E, Krebs H, Lähde TA, et al. *Ab initio* alpha-alpha scattering. *Nature* **528** (2015) 111–114. doi:10.1038/nature16067.
- [29] Waldecker SJ, Barbieri C, Dickhoff WH. Microscopic self-energy calculations and dispersive optical-model potentials. *Phys. Rev. C* **84** (2011) 034616. doi:10.1103/PhysRevC.84.034616.
- [30] Barbieri C, Jennings BK. Nucleon-nucleus optical potential in the particle-hole approach. *Phys. Rev. C* **72** (2005) 014613. doi:10.1103/PhysRevC.72.014613.
- [31] Idini A, Barbieri C, Navrátil P. *Ab initio* optical potentials and nucleon scattering on medium mass nuclei. *Phys. Rev. Lett.* **123** (2019) 092501. doi:10.1103/PhysRevLett.123.092501.
- [32] Hagen G, Michel N. Elastic proton scattering of medium mass nuclei from coupled-cluster theory. *Phys. Rev. C* **86** (2012) 021602. doi:10.1103/PhysRevC.86.021602.
- [33] Rotureau J, Danielewicz P, Hagen G, Nunes FM, Papenbrock T. Optical potential from first principles. *Phys. Rev. C* **95** (2017) 024315. doi:10.1103/PhysRevC.95.024315.

- [34] Rotureau J, Danielewicz P, Hagen G, Jansen GR, Nunes FM. Microscopic optical potentials for calcium isotopes. *Phys. Rev. C* **98** (2018) 044625. doi:10.1103/PhysRevC.98.044625.
- [35] Thompson IJ, Nunes FM. *Nuclear Reactions for Astrophysics* (Cambridge University Press) (2009).
- [36] Koning A, Delaroche J. Local and global nucleon optical models from 1 keV to 200 MeV. *Nuclear Physics A* **713** (2003) 231 – 310. doi:https://doi.org/10.1016/S0375-9474(02)01321-0.
- [37] Capote R, et al. *Nuclear Data Sheets* **110** (2009) 3107.
- [38] Titus LJ, Nunes FM. Testing the Perey effect. *Phys. Rev. C* **89** (2014) 034609. doi:10.1103/PhysRevC.89.034609.
- [39] Ross A, Titus LJ, Nunes FM, Mahzoon MH, Dickhoff WH, Charity RJ. Effects of nonlocal potentials on (p, d) transfer reactions. *Phys. Rev. C* **92** (2015) 044607. doi:10.1103/PhysRevC.92.044607.
- [40] Titus LJ, Nunes FM, Potel G. Explicit inclusion of nonlocality in (d, p) transfer reactions. *Phys. Rev. C* **93** (2016) 014604. doi:10.1103/PhysRevC.93.014604.
- [41] Bollen G. FRIB - facility for rare isotope beams. *AIP Conference Proceedings* (2010), vol. 1224, 432–441. doi:10.1063/1.3431449.
- [42] Kester O, Stöcker H. *FAIR project at GSI* (World Scientific Publishing Co) (2016).
- [43] Feshbach H. Unified theory of nuclear reactions. *Annals of Physics* **5** (1958) 357.
- [44] Feshbach H. A unified theory of nuclear reactions, ii. *Annals of Physics* **19** (1962) 287.
- [45] Capuzzi F, Mahaux C. Projection operator approach to the self-energy. *Annals of Physics* **245** (1996) 147 – 208. doi:https://doi.org/10.1006/aphy.1996.0006.
- [46] Hagen G, Papenbrock T, Hjorth-Jensen M, Dean DJ. *Rep. Prog. Phys.* **77** (2014) 096302.
- [47] Dickhoff W, Charity R. Recent developments for the optical model of nuclei. *Progress in Particle and Nuclear Physics* **105** (2019) 252 – 299.
- [48] Blanchon G, Dupuis M, Arellano HF, Vinh Mau N. Microscopic positive-energy potential based on the Gogny interaction. *Phys. Rev. C* **91** (2015) 014612. doi:10.1103/PhysRevC.91.014612.
- [49] Whitehead TR, Lim Y, Holt JW. Proton elastic scattering on calcium isotopes from chiral nuclear optical potentials. *Phys. Rev. C* **100** (2019) 014601. doi:10.1103/PhysRevC.100.014601.
- [50] Whitehead TR, Lim Y, Holt JW. Neutron elastic scattering on calcium isotopes from chiral nuclear optical potentials. *arXiv nucl-th 1912.10043* (2019).
- [51] Amos K, Dortmans P, von Geramb H, Karataglidis S, Raynall J. Nucleon-nucleus scattering: A microscopic nonrelativistic approach. *Advances in Nuclear Physics*. **25** (2002). doi:https://doi.org/10.1007/0-306-47101-9_3.
- [52] Kerman A, McManus H, Thaler R. The scattering of fast nucleons from nuclei. *Annals of Physics* **8** (1959) 551 – 635. doi:https://doi.org/10.1016/0003-4916(59)90076-4.
- [53] Yamaguchi N, Nagata S, Matsuda T. Optical Model Potential in the Lowest Order Brueckner Theory and Complex Effective N-N Interaction. *Progress of Theoretical Physics* **70** (1983) 459–477. doi:10.1143/PTP.70.459.
- [54] Furumoto T, Sakuragi Y, Yamamoto Y. New complex g -matrix interactions derived from two- and three-body forces and application to proton-nucleus elastic scattering. *Phys. Rev. C* **78** (2008) 044610. doi:10.1103/PhysRevC.78.044610.
- [55] Vorabbi M, Finelli P, Giusti C. Theoretical optical potential derived from nucleon-nucleon chiral potentials. *Phys. Rev. C* **93** (2016) 034619. doi:10.1103/PhysRevC.93.034619.
- [56] Gennari M, Vorabbi M, Calci A, Navrátil P. Microscopic optical potentials derived from ab initio translationally invariant nonlocal one-body densities. *Phys. Rev. C* **97** (2018) 034619. doi:10.1103/PhysRevC.97.034619.

- [57] Burrows M, Elster C, Weppner SP, Launey KD, Maris P, Nogga A, et al. Ab initio folding potentials for nucleon-nucleus scattering based on no-core shell-model one-body densities. *Phys. Rev. C* **99** (2019) 044603. doi:10.1103/PhysRevC.99.044603.
- [58] Mahzoon MH, RJCharity, WHDickhoff, HDussan, SJWaldecker. *Phys. Rev. Lett.* **112** (2014) 162503.
- [59] Charity RJ, Sobotka LG, Dickhoff WH. Asymmetry dependence of proton correlations. *Phys. Rev. Lett.* **97** (2006) 162503. doi:10.1103/PhysRevLett.97.162503.
- [60] Dickhoff WH, Charity RJ, Mahzoon MH. Novel applications of the dispersive optical model. *Journal of Physics G: Nuclear and Particle Physics* **44** (2017) 033001. doi:10.1088/1361-6471/44/3/033001.
- [61] Mahaux C, Sartor R. Calculation of the shell-model potential from the optical-model potential. *Phys. Rev. Lett.* **57** (1986) 3015–3018. doi:10.1103/PhysRevLett.57.3015.
- [62] Dickhoff WH, Neck DV. *Many-Body Theory Exposed!* (World Scientific, Singapore) (2007).
- [63] Efros VD, Leidemann W, Orlandini G, Barnea N. *J. Phys. G.* **34** (2007) R459.
- [64] Bacca S, Barnea N, Hagen G, Miorelli M, Orlandini G, Papenbrock T. *Phys. Rev. C* **90** (2014) 064619.
- [65] Dagotto E. Correlated electrons in high-temperature superconductors. *Rev. Mod. Phys.* **66** (1994) 763–840. doi:10.1103/RevModPhys.66.763.
- [66] Hallberg KA. Density-matrix algorithm for the calculation of dynamical properties of low-dimensional systems. *Phys. Rev. B* **52** (1995) R9827–R9830. doi:10.1103/PhysRevB.52.R9827.
- [67] Haxton WC, Nollett KM, Zurek KM. Piecewise moments method: Generalized lanczos technique for nuclear response surfaces. *Phys. Rev. C* **72** (2005) 065501. doi:10.1103/PhysRevC.72.065501.
- [68] Berggren T. On the use of resonant states in eigenfunction expansions of scattering and reaction amplitudes. *Nuclear Physics A* **109** (1968) 265 – 287. doi:10.1016/0375-9474(68)90593-9.
- [69] Michel N, Nazarewicz W, Płoszajczak M, Bennaceur K. Gamow shell model description of neutron-rich nuclei. *Phys. Rev. Lett.* **89** (2002) 042502. doi:10.1103/PhysRevLett.89.042502.
- [70] Id Betan R, Liotta RJ, Sandulescu N, Vertse T. Two-particle resonant states in a many-body mean field. *Phys. Rev. Lett.* **89** (2002) 042501. doi:10.1103/PhysRevLett.89.042501.
- [71] Hagen G, Vaagen JS, Hjorth-Jensen M. The contour deformation method in momentum space, applied to subatomic physics. *Journal of Physics A: Mathematical and General* **37** (2004) 8991.
- [72] Hagen G, Vaagen JS. Study of resonant structures in a deformed mean field by the contour deformation method in momentum space. *Phys. Rev. C* **73** (2006) 034321. doi:10.1103/PhysRevC.73.034321.
- [73] Rotureau J, Michel N, Nazarewicz W, Płoszajczak M, Dukelsky J. Density matrix renormalization group approach for many-body open quantum systems. *Phys. Rev. Lett.* **97** (2006) 110603. doi:10.1103/PhysRevLett.97.110603.
- [74] Hagen G, Jansen GR, Papenbrock T. Structure of ^{78}Ni from first-principles computations. *Phys. Rev. Lett.* **117** (2016) 172501. doi:10.1103/PhysRevLett.117.172501.
- [75] Fosse K, Rotureau J, Nazarewicz W. Energy spectrum of neutron-rich helium isotopes: Complex made simple. *Phys. Rev. C* **98** (2018) 061302. doi:10.1103/PhysRevC.98.061302.
- [76] Shlomo S. Energy level density of nuclei. *Nucl. Phys.* **A539** (1992) 17–36. doi:10.1016/0375-9474(92)90233-A.
- [77] Mizuyama K, Colò G, Vigezzi E. Continuum particle-vibration coupling method in coordinate-space representation for finite nuclei. *Phys. Rev. C* **86** (2012) 034318. doi:10.1103/PhysRevC.86.034318.
- [78] Hagen G, Ekström A, Forssén C, Jansen GR, Nazarewicz W, Papenbrock T, et al. Neutron and weak-charge distributions of the ^{48}Ca nucleus. *Nature Physics* **12** (2016) 186. doi:10.1038/nphys3529.
- [79] Garcia Ruiz RF, Bissell ML, Blaum K, Ekström A, Frömmgen N, Hagen G, et al. Unexpectedly large charge radii of neutron-rich calcium isotopes. *Nature Physics* (2016). doi:10.1038/nphys3645.

- [80] Hagen G, Papenbrock T, Dean DJ, Schwenk A, Nogga A, Włoch M, et al. Coupled-cluster theory for three-body Hamiltonians. *Phys. Rev. C* **76** (2007) 034302. doi:10.1103/PhysRevC.76.034302.
- [81] Roth R, Binder S, Vobig K, Calci A, Langhammer J, Navrátil P. Medium-Mass Nuclei with Normal-Ordered Chiral $NN+3N$ Interactions. *Phys. Rev. Lett.* **109** (2012) 052501. doi:10.1103/PhysRevLett.109.052501.
- [82] Bogner S, Furnstahl R, Schwenk A. From low-momentum interactions to nuclear structure. *Progress in Particle and Nuclear Physics* **65** (2010) 94 – 147. doi:10.1016/j.pnpnp.2010.03.001.
- [83] Arellano HF, Blanchon G. Irreducible nonlocality of optical model potentials based on realistic nn interactions. *Phys. Rev. C* **98** (2018) 054616. doi:10.1103/PhysRevC.98.054616.
- [84] Perey F, Buck B. A non-local potential model for the scattering of neutrons by nuclei. *Nuclear Physics* **32** (1962) 353.
- [85] Miorelli M, Bacca S, Hagen G, Papenbrock T. Computing the dipole polarizability of ^{48}Ca with increased precision. *Phys. Rev. C* **98** (2018) 014324. doi:10.1103/PhysRevC.98.014324.
- [86] Mitchell GE, Richter A, Weidenmüller HA. Random matrices and chaos in nuclear physics: Nuclear reactions. *Rev. Mod. Phys.* **82** (2010) 2845–2901. doi:10.1103/RevModPhys.82.2845.
- [87] Fanto P, Bertsch GF, Alhassid Y. Neutron width statistics in a realistic resonance-reaction model. *Phys. Rev. C* **98** (2018) 014604. doi:10.1103/PhysRevC.98.014604.
- [88] Johnson RC. Translation invariance and antisymmetry in the theory of the nucleon optical model. *Phys. Rev. C* **95** (2017) 064610. doi:10.1103/PhysRevC.95.064610.
- [89] Hagen G, Papenbrock T, Dean DJ. Solution of the center-of-mass problem in nuclear structure calculations. *Phys. Rev. Lett.* **103** (2009) 062503. doi:10.1103/PhysRevLett.103.062503.
- [90] Nollett KM. Ab initio calculations of nuclear widths via an integral relation. *Phys. Rev. C* **86** (2012) 044330. doi:10.1103/PhysRevC.86.044330.
- [91] Pinkston W, Satchler G. Form factors for nuclear stripping reactions. *Nuclear Physics* **72** (1965) 641 – 656. doi:https://doi.org/10.1016/0029-5582(65)90417-7.
- [92] Timofeyuk N. One nucleon overlap integrals for light nuclei. *Nuclear Physics A* **632** (1998) 19 – 38. doi:https://doi.org/10.1016/S0375-9474(98)00810-0.
- [93] Rotureau J, Potel G, Li W, Nunes F. Merging ab initio theory and few-body approach for (d, p) reactions. *Journal of Physics G: Nuclear and Particle Physics* **47** (2020) 065103. doi:10.1088/1361-6471/ab8530.