

Plane augmentation of plane graphs to meet parity constraints

J.C. Catana* A. García† J. Tejel‡ J. Urrutia §

Abstract

A plane topological graph $G = (V, E)$ is a graph drawn in the plane whose vertices are points in the plane and whose edges are simple curves that do not intersect, except at their endpoints. Given a plane topological graph $G = (V, E)$ and a set C_G of parity constraints, in which every vertex has assigned a parity constraint on its degree, either even or odd, we say that G is *topologically augmentable* to meet C_G if there exists a plane topological graph H on the same set of vertices, such that G and H are edge-disjoint and their union is a plane topological graph that meets all parity constraints.

In this paper, we prove that the problem of deciding if a plane topological graph is topologically augmentable to meet parity constraints is \mathcal{NP} -complete, even if the set of vertices that must change their parities is V or the set of vertices with odd degree. In particular, deciding if a plane topological graph can be augmented to a Eulerian plane topological graph is \mathcal{NP} -complete. Analogous complexity results are obtained, when the augmentation must be done by a plane topological perfect matching between the vertices not meeting their parities.

We extend these hardness results to planar graphs, when the augmented graph must be planar, and to plane geometric graphs (plane topological graphs whose edges are straight-line segments). In addition, when it is required that the augmentation is made by a plane geometric perfect matching between the vertices not meeting their parities, we also prove that this augmentation problem is \mathcal{NP} -complete for plane geometric trees and paths.

For the particular family of maximal outerplane graphs, we characterize maximal outerplane graphs that are topological augmentable to satisfy a set of parity constraints. We also provide a polynomial time algorithm that decides if a maximal outerplane graph is topologically augmentable to meet parity constraints, and if so, produces a set of edges with minimum cardinality.

Keywords: Plane topological graphs, plane geometric graphs, planar graphs, augmentation problems, \mathcal{NP} -complete problems, outerplanar graphs.

1 Introduction

An *embedding* of a graph $G = (V, E)$ on the plane is a drawing of G on the plane in which its vertices are represented by points and its edges by simple curves joining pairs of adjacent vertices of G . We shall refer to these embeddings as *topological graphs*. A *geometric graph* is a topological graph whose edges are represented by straight-line segments. A topological graph is *plane* if the curves representing its edges do not intersect, except at their endpoints. Two plane topological graphs $G = (V, E)$ and $H = (V, E')$ on the same set of vertices are called *compatible* if their union is a plane topological graph.

Let G be a plane topological graph with n vertices v_1, \dots, v_n . Suppose that each vertex v_i of G has been assigned a parity constraint c_i , that is, c_i is either *even* or *odd*. The set $C_G = \{c_1, c_2, \dots, c_n\}$ will be called the set of parity constraints of G . The *plane topological augmentation problem* of G to meet $C_G = \{c_0, c_1, \dots, c_{n-1}\}$ is that of finding a plane topological graph H such that G and H are compatible

*j.catanas@uxmcc2.iimas.unam.mx. Universidad Nacional Autónoma de México, Mexico.

†olaverri@unizar.es. IUMA, Universidad de Zaragoza, Spain.

‡jtejel@unizar.es. IUMA, Universidad de Zaragoza, Spain.

§urrutia@matem.unam.mx. Universidad Nacional Autónoma de México, Mexico.



This project has received funding from the European Union's Horizon 2020 research and innovation programme under the Marie Skłodowska-Curie grant agreement No 734922.

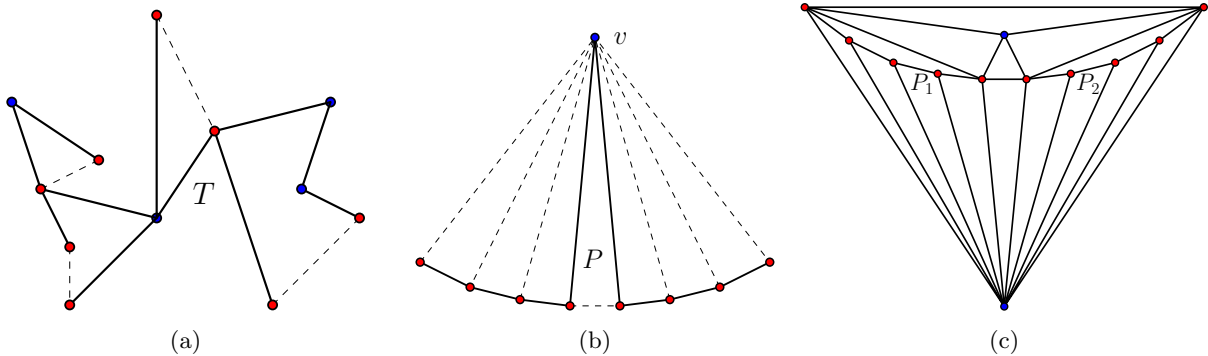


Figure 1: Plane geometric augmentation problems to meet a set of parity constraints. Vertices in R are depicted as red points and the rest as blue points. We use thick lines for the given plane geometric graph and dashed lines for the added edges.

and edge-disjoint, and the degree of every vertex in $G \cup H$ meets its parity constraint in C_G . If there exists such a graph H , then we say that G is *topologically augmentable* to meet C_G .

Analogously, given a plane geometric graph G and a set C_G of parity constraints, the *plane geometric augmentation problem* of G to meet C_G is that of finding a plane geometric graph H such that G and H are compatible and edge-disjoint, and the degree of every vertex in $G \cup H$ meets its parity constraint in C_G . If there exists such a graph H , then we say that G is *geometrically augmentable* to meet C_G .

Hereafter we denote by $R(C_G)$ (or simply R if there is no ambiguity) the set of vertices in G not satisfying their parity constraints in C_G , that is the set of vertices in G that must change their parities. For simplicity in further reasoning, a vertex $v_i \in R(C_G)$ is called a *red vertex*, otherwise it is called a *blue vertex*. We say that an edge of G is a *red edge* (respectively *blue edge*), if both of its endpoints are red vertices (respectively blue). An edge of G is called a *red-blue edge* if its endpoints have different colors.

Figure 1 shows some examples of plane geometric augmentation problems to meet a set of parity constraints. In Figure 1a, a plane geometric tree T is augmented to a Eulerian plane geometric graph (all vertices have even degree), by adding a plane geometric perfect matching between the vertices with odd degree in T . Figure 1b shows a plane geometric path P such that there is only one way of changing the parities of all vertices except v . In Figure 1c, the parities of the ten red vertices cannot all be changed simultaneously. These vertices define two empty convex pentagons P_1 and P_2 , and the parity of only two vertices in each pentagon can be changed using diagonals. This construction can be generalized by adding more empty convex pentagons, and the resulting n -vertex graph is a plane geometric graph such that the parity constraints of at most $\frac{2n}{5}$ vertices can be satisfied in any plane augmentation.

Note that if a plane topological graph G can be augmented to a plane topological graph $G' = G \cup H$ to satisfy a set C_G of parity constraints, the degree in H of all red vertices in G is odd, while the degree of all blue vertices is even. It follows that the number of red vertices of G must be even since any graph has an even number of odd vertices. Moreover, if H has as few edges as possible, then H is a forest. Otherwise, if a connected component of H contains a cycle C , all of the edges of C could be removed from H without changing the parities of the vertices in $G \cup H$. Therefore, the number of edges in H is at least $|R(C_G)|/2$. If H has $|R(C_G)|/2$ edges, then H is a perfect matching between the vertices in $R(C_G)$.

Related previous work

Graph augmentation is a family of problems in which one would like to add new edges, ideally as few as possible, to a given graph, in such a way, that some desired property is achieved. Connectivity augmentation is one of the most studied augmentation problems, due to a wide range of applications in designing reliable networks and database systems.

Connectivity augmentation in abstract graphs was first studied by Eswaran and Tarjan in 1976 (and independently by Plesník at the same time [27]). They obtained two polynomial time algorithms to optimally augment a graph to a 2-connected or a 2-edge-connected graph [17]. In the same paper, Eswaran and Tarjan also studied the problem of augmenting weighted oriented graphs to achieve strong

connectivity, proving that this problem is \mathcal{NP} -complete. Since then, numerous papers about this topic have been published, studying efficient algorithms to increase the vertex- and edge-connectivity (see for example [31]) or giving approximation algorithms for hard versions of the problem (see for example [24]). The reader can consult [18] for a broad overview on these connectivity augmentation problems.

For planar graphs, Kant and Bodlaender [23] proved that finding a minimal set of edges that makes a planar connected graph planar and 2-connected is \mathcal{NP} -complete. Later, Rutter and Wolff [28] extended this result by showing the \mathcal{NP} -completeness of the same problem replacing 2-connected by 2-edge-connected. For plane geometric graphs, these problems remain hard even if restricted to trees [28]. The reader is referred to [1, 6, 7, 20, 25, 28, 29] for different results about connectivity augmentation problems in plane geometric graphs, and the survey [21] for more details and related topics. Recent research on compatible plane graphs can be found in [2–4, 19, 22].

Augmentation to meet parity constraints has also been studied in the literature, as a weaker version of the more general classic problem of augmenting a graph to meet a given degree sequence. Parity constraints characterize some types of graphs such as Eulerian graphs or maximal planar graphs that are 3-colorable (in both cases, connected graphs where all vertices have even degree). For abstract graphs, Dabrowski et al. [13] presented a polynomial algorithm to solve the augmentation problem to meet a set of parity constraints. This result extends the polynomial algorithm for the particular case of augmenting a graph to Eulerian [10]. Dabrowski et al. [13] also provided a polynomial algorithm to obtain a graph meeting the parity constraints, when addition and removal of edges are allowed. More results on editing graphs to make them Eulerian are available [11–13, 15]. The relevance of Eulerian graphs relies on a wide range of applications to some problems in different areas such as route inspection problems, DNA fragmentation problems, scheduling problems, or the design of CMOS VLSI circuits. The reader can also see [14, 32] for other related results.

The geometric setting of the problem was also been studied [5, 9]. Given a point set S in the plane and a set C_S of parity constraints on the points of S , Aichholzer et al. [5] proved that it is always possible to build up a plane tree and a 2-connected outerplanar graph satisfying all parity constraints, and a pointed pseudotriangulation that satisfy all but at most three parity constraints. For triangulations, they showed examples in which a linear number of parity constraints cannot be satisfied, and they provided triangulations satisfying about $\frac{2n}{3}$ of the parity constraints. Later, Alvarez [9] showed that it is always possible to build up an even triangulation (a triangulation having all its vertices with even degree) on top of a point set $S \cup S'$, where S is a n -point set in general position and S' a set of Steiner points of at most $\frac{n}{3} + c$ points, with c being a positive integer constant.

Our results

In this paper, we study the plane augmentation problem to meet parity constraints. In Section 2, we focus on the topological plane augmentation problem. Given a plane topological graph $G = (V, E)$ and a set C_G of parity constraints, we show that deciding if G is topologically augmentable to meet C_G is \mathcal{NP} -complete, even if $R(C_G)$ coincides with V or is the set of vertices with odd degree in G . In particular, deciding if a plane topological graph can be augmented to a Eulerian plane topological graph is \mathcal{NP} -complete. The same complexity results are obtained, when the augmentation must be done by a plane topological perfect matching between the red vertices. Hence, deciding if G admits a plane topological perfect matching, compatible with G and edge-disjoint, is also \mathcal{NP} -complete. As a side result, we also extend these \mathcal{NP} -completeness results to planar graphs.

Section 3 is devoted to the geometric augmentation problem to meet parity constraints. As a consequence of the results shown in Section 2, we can prove the \mathcal{NP} -completeness of all the problems previously described, when the input graph and the augmenting graph are plane and geometric. In addition, when it is required that the geometric augmentation is made by a plane geometric perfect matching between the red vertices, we also prove that deciding if a plane geometric tree (or path) is geometrically augmentable to meet parity constraints is \mathcal{NP} -complete. In particular, the two following problems are also \mathcal{NP} -complete: Deciding if a plane geometric tree (or path) admits a plane geometric perfect matching, compatible and edge-disjoint, and deciding if a plane geometric tree is geometrically augmentable to Eulerian by a plane geometric perfect matching between the vertices with odd degree.

Due to the hardness of the plane topological augmentation problem in general, in Section 4 we address this problem for a particular family of plane topological graphs, the family of maximal outerplane graphs. For this family, we characterize maximal outerplane graphs that are topological augmentable to satisfy

	Topological augmentation					
	Decision			Matching		
	Any R	$R = V$	Eulerian	Any R	$R = V$	Eulerian
Plane topological graph	NP	NP	NP	NP	NP	NP
Maximal outerplane graph	P	P	P	P	P	P
	Geometric augmentation					
	Decision			Matching		
	Any R	$R = V$	Eulerian	Any R	$R = V$	Eulerian
Plane geometric graph	NP	NP	NP	NP	NP	NP
Plane geometric tree	?	?	?	NP	NP	NP
Plane geometric path	?	?	?	NP	NP	P

Table 1: Summary of our results for the plane augmentation problem to meet a set of parity constraints. We distinguish if the augmentation is topological or geometric and if the input graph $G(V, E)$ is augmentable by an arbitrary graph (Decision) or by a plane perfect matching between the red vertices (Matching). We also distinguish the cases that the set R of red vertices is arbitrary, coincides with V or is the set of odd vertices in G (Eulerian).

all parity constraints, and we provide an $\mathcal{O}(n^3)$ time algorithm to find a minimum plane topological augmentation, if it exists. Given a maximal outerplane graph, we also show that there is always a plane topological matching such that the union of the maximal outerplane graph and the matching satisfies all but at most four parity constraints. Table 1 summarizes our results for the plane augmentation problem to meet parity constraints.

2 Plane topological augmentation problems

In this section we address the plane topological augmentation problem to meet a set of parity constraints, that is, given a plane topological graph $G = (V, E)$ and a set C_G of parity constraints, we look for a plane topological graph H such that G and H are compatible and edge-disjoint, and all parity constraints are satisfied in $G \cup H$. We show the \mathcal{NP} -completeness of several variants of this problem and we extend these results to planar graphs.

We first recall the Planar 3-SAT problem. This problem will play a key role in the forthcoming theorems. Let Φ be a Boolean formula in conjunctive normal form and let F_Φ be the incidence graph of Φ , that is, the bipartite graph whose vertices are the variables and the clauses of Φ and an edge connects a variable and a clause if and only if the variable (negated or unnegated) occurs in the clause. A formula is a 3-SAT formula if every clause contains at most three literals, where a literal is either a variable (called positive literal) or the negation of a variable (called negative literal). The Planar 3-SAT problem asks whether a given 3-SAT formula Φ is satisfiable, assuming that F_Φ is planar. This problem has been shown to be \mathcal{NP} -complete [26].

Given a formula Φ , suppose that F_Φ is planar and F is a plane embedding of F_Φ . In this case, observe that if l_1, l_2, \dots, l_k is the set of literals of a variable x in Φ , then the clockwise cyclic order around x of the clauses adjacent to x in F also implies an order for the literals of x , that is, two literals l_i and l_{i+1} are consecutive if the clauses in F where they occur are consecutive in the cyclic order around x . In the rest of this section, $L_x = \{l_1, l_2, \dots, l_k\}$ will denote the ordered list of literals of a variable x , according to a plane embedding F . Figure 2 shows a plane embedding of F_Φ for the 3-SAT formula $\Phi = (\bar{x}_1 \vee x_2 \vee \bar{x}_3) \wedge (x_1 \vee \bar{x}_2 \vee \bar{x}_3) \wedge (x_1 \vee \bar{x}_3 \vee \bar{x}_4)$, where \bar{x} means the negation of x . The (cyclic) ordered list of literals of x_1 is $L_{x_1} = \{x_1, \bar{x}_1, x_1\}$.

We next show the \mathcal{NP} -completeness of the plane topological augmentation problem.

Theorem 2.1. *Let $G = (V, E)$ be a plane topological graph, and let C_G be a set of parity constraints. Then, the problem of deciding if G is topologically augmentable to meet C_G is \mathcal{NP} -complete.*

Proof. The plane topological augmentation problem is trivially in \mathcal{NP} since, given a set of edges E' , verifying if $G' = (V, E \cup E')$ is a plane topological graph meeting C_G takes polynomial time.

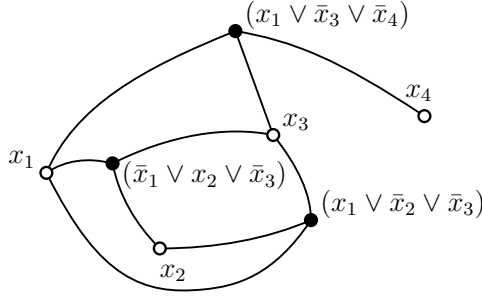


Figure 2: A plane embedding of F_Φ for the formula $\Phi = (\bar{x}_1 \vee x_2 \vee \bar{x}_3) \wedge (x_1 \vee \bar{x}_2 \vee \bar{x}_3) \wedge (x_1 \vee \bar{x}_3 \vee \bar{x}_4)$.

The proof is based on a reduction from Planar 3-SAT. Given a 3-SAT formula Φ and a plane embedding F of F_Φ , we build in polynomial time a plane topological graph G_Φ and a set C_{G_Φ} of parity constraints such that G_Φ is topologically augmentable to meet C_G if and only if Φ is satisfiable. The graph G_Φ is built from F , replacing clause vertices by clause gadgets, variable vertices by variable gadgets and edges by pairs of wire gadgets. Figure 5 illustrates G_Φ for the formula $\Phi = (\bar{x}_1 \vee x_2 \vee \bar{x}_3) \wedge (x_1 \vee \bar{x}_2 \vee \bar{x}_3) \wedge (x_1 \vee \bar{x}_3 \vee \bar{x}_4)$; the plane embedding of F_Φ shown in Figure 2.

Without loss of generality, we can assume that every clause in Φ consists of three literals. The *basic gadget* in our reduction (see Figure 3a) consists of a plane topological graph that has only two possible plane topological augmentations to change the parities of all red interior vertices. These two augmentations are plane matchings that match all red vertices of the gadget except two. The *negative* augmentation (depicted in the figures with red dashed edges) does not match the exterior vertices v_r and v_l (see Figure 3a) and the *positive* augmentation (depicted with blue dashed edges) does not match the exterior vertices v_t and v_b (Figure 3b).

A *literal gadget* is obtained by the union of two basic gadgets joined as shown in Figure 3b. As before, one can easily verify that there are only two possible plane topological augmentations (plane matchings) to change the parities of all red interior vertices. Note that if we choose the (negative) positive augmentation for one of the two basic gadgets, then we must also choose the (negative) positive augmentation for the other one. Figure 3b illustrates the *positive* augmentation of a literal gadget, in which positive augmentations for the basic gadgets are used in the augmentation, and where the exterior vertices v_t and v'_t remain without changing their parities. In the *negative* augmentation of a literal gadget, negative augmentations for the two basic gadgets appear and v_l and v'_r remain without changing their parities. The two exterior red vertices v_l, v'_r will be used to concatenate literal gadgets corresponding to the same variable, one after another. The two exterior red vertices v_t, v'_t , called the *output* of the literal gadget, will be used to connect the literal gadget to a clause gadget (not defined yet).

Observe that in the literal gadget shown in Figure 3b, the two bottom red vertices, each in a different basic gadget, are enclosed in a quadrilateral face, in such a way that if both vertices are free, then they are forced to join each other in order to meet their parity constraints. This kind of structure that consists of eight vertices (only two of them being red) and encloses its two red vertices is called a *wire gadget*. In Figure 3b, the wire gadget consists of the three bottom vertices of each basic gadget, plus two extra blue vertices in the middle of the gadget to define the quadrangular face. Wire gadgets will be also used to connect literal gadgets to clause gadgets.

Let $L_x = \{l_1, l_2, \dots, l_k\}$ be the ordered list of literals of a variable x , according to F . We define the *variable gadget* associated with x as a sequence of k literal gadgets joined as follows: If two consecutive literals l_i and l_{i+1} are both positive or negative, then their corresponding literal gadgets are joined as illustrated in Figure 4a. Otherwise, they are joined as illustrated in Figure 4b. In this way, the same augmentation for a literal gadget is transmitted to the following one in the first case, and the opposite augmentation is transmitted to the following literal gadget in the second case. We also join the leftmost exterior vertex of the first literal gadget to the rightmost exterior vertex of the last literal gadget with a wire gadget, when l_1 and l_k are both positive or negative. If l_1 is positive and l_k is negative or viceversa, then we join these two red vertices with a *double wire gadget*, that is, a gadget obtained by gluing two wire gadgets (see the variable gadget corresponding to x_2 in Figure 5).

By construction, it is straightforward to see again that there are only two possible plane topological augmentations to change the parities of all red interior vertices in a variable gadget. In addition, all

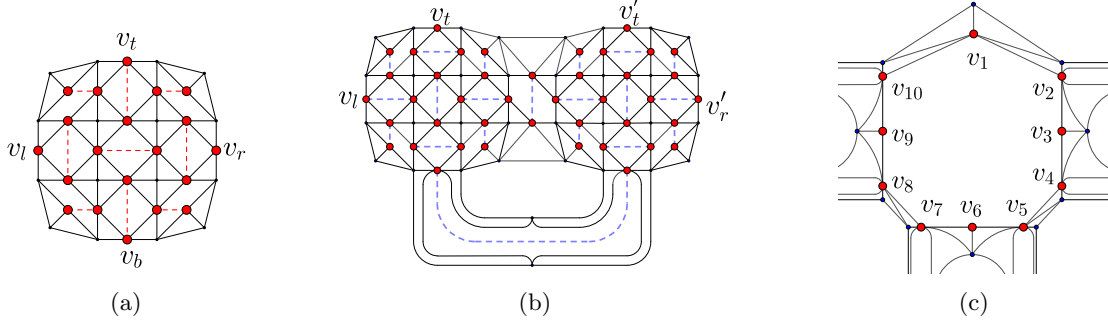


Figure 3: (a) The basic gadget. It admits only two possible plane augmentations of its red interior vertices. The negative augmentation is shown with red dashed edges. (b) A literal gadget with a positive augmentation. (c) A clause gadget.

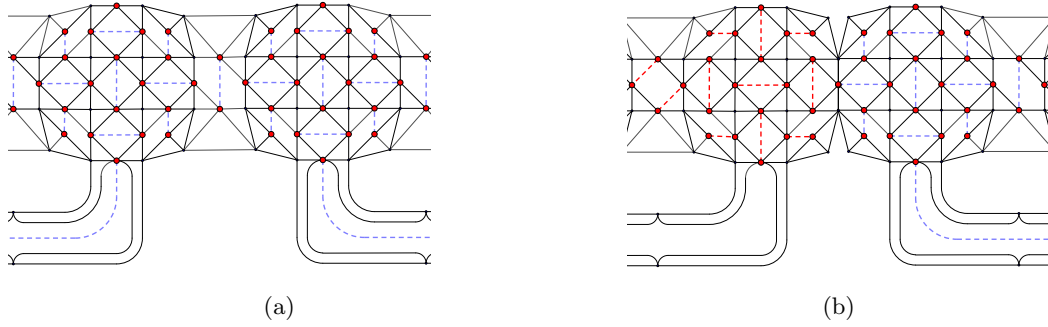


Figure 4: (a) Union of two literal gadgets when their corresponding consecutive literals in L_x are both positive or negative. (b) Union of two literal gadgets when one of their corresponding literals is positive and the other negative.

literal gadgets corresponding to positive literals in L_x must have the same literal gadget augmentation, while all literal gadgets corresponding to negative literals must have the opposite one. See Figure 5. The augmentation of a variable gadget with positive augmentations for the literal gadgets corresponding to positive literals in L_x is called *positive*, and *negative* otherwise.

A *clause gadget* is a graph as shown in Figure 3c, whose main part is a decagon having all its vertices, say from v_1 to v_{10} , colored in red. We identify the vertices v_2 and v_4 as the first input, v_5 and v_7 as the second input, and v_8 and v_{10} as the third input. An input will be connected to the output of a literal gadget as we will explain later.

From F , we build G_Φ as follows. A clause in F is replaced by a clause gadget. A variable x in F is replaced by a variable gadget, where the order of the literal gadgets corresponds to the order of the literals in L_x . An edge in F is replaced by two wire gadgets connecting the red vertices of an input to the red vertices of an output. Finally, the exterior of every gadget is triangulated. See Figure 5. C_{G_Φ} is chosen such that $R(C_{G_\Phi})$ is the set of red vertices of G_Φ . Note that G_Φ is topological and plane and any edge that is added to G_Φ must be inside a gadget.

From this construction, one can easily prove that G_Φ is topologically augmentable to meet C_G if and only if Φ is satisfiable. Suppose first that Φ is satisfiable. We can augment G_Φ as follows. If a variable x takes the “true” value, then we add to G_Φ a positive augmentation for the corresponding variable gadget. Otherwise, we add a negative augmentation. In a positive augmentation of a literal gadget, the two vertices of its output do not meet their parity constraints and must be connected to the two vertices of an input through the wire gadgets. Since Φ is satisfiable, at least one literal in each clause is true, implying that the two red vertices of the output of this true literal are connected to the two vertices, say v_2, v_4 , of one of the inputs of the clause. Thus, we can add a star centered at v_3 to meet the parities of the red vertices in the clause gadget not yet meeting their parities. Hence, G_Φ is augmentable.

On the contrary, suppose that G_Φ is topologically augmentable to meet C_G . A variable gadget corresponding to a variable x can be augmented only by a positive or negative augmentation. This

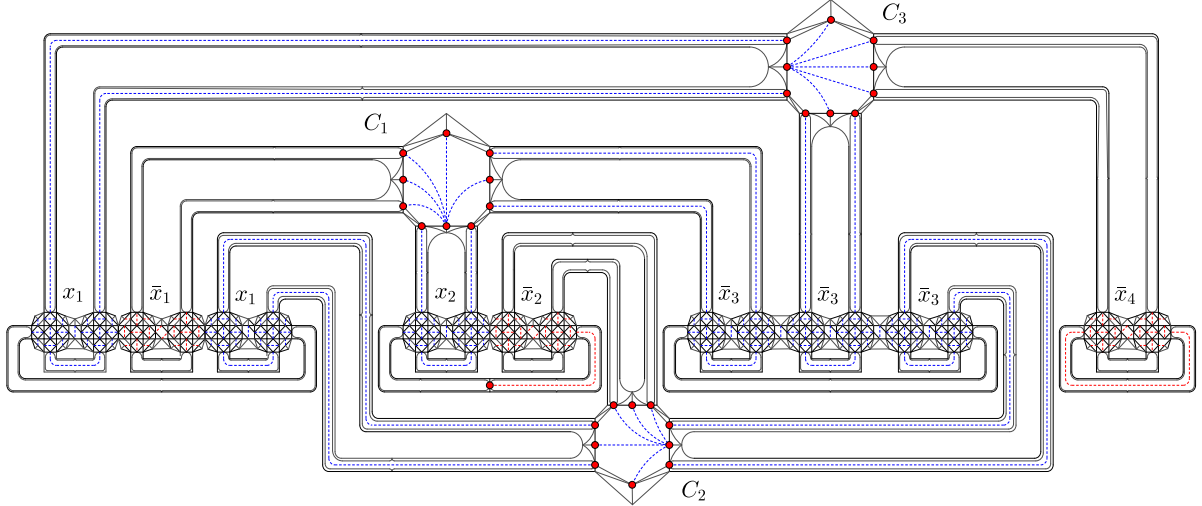


Figure 5: The graph G_Φ for the formula $\Phi = (\bar{x}_1 \vee x_2 \vee \bar{x}_3) \wedge (x_1 \vee \bar{x}_2 \vee \bar{x}_3) \wedge (x_1 \vee \bar{x}_3 \vee \bar{x}_4)$ and the plane embedding F of F_Φ shown in Figure 2. The exterior of the gadgets is triangulated. The plane topological augmentation shown in the figure correspond to the following assignment $(x_1, x_2, x_3, x_4) = (T, T, F, T)$.

implies the “true” value for x in the first case and the “false” value in the second case. On the other hand, the parities of the ten red vertices of a clause gadget cannot be changed using only edges inside the decagon. The decagon and the addition of any set of non-crossing diagonals inside it define a biconnected outerplanar graph. It is well known that a biconnected outerplanar graph always has at least two vertices of degree 2. Thus, if there is a plane augmentation for a clause gadget, then at least two vertices must be connected to output vertices through the wire gadgets to meet their parities. Given a gadget clause corresponding to a clause c , if a vertex of an input, say v_2 , is connected in G_Φ to a vertex of an output, necessarily v_4 is also connected to the same output. Hence, the literal gadget containing this output will have a positive augmentation in G_Φ , implying that c has at least a true literal. Therefore, Φ is satisfiable and the theorem follows. \square

In the previous theorem, $R(C_G) \subset V$. Let us strengthen the previous result to the special case $R(C_G) = V$.

Theorem 2.2. *Let $G = (V, E)$ be a plane topological graph and let C_G be a set of parity constraints. Suppose that $R(C_G) = V$. Then, the problem of deciding if G is topologically augmentable to meet C_G is \mathcal{NP} -complete.*

Proof. The proof is again by reduction from Planar 3-SAT. Given a 3-SAT formula Φ and a plane embedding F of F_Φ , we build in polynomial time a plane topological graph G'_Φ such that $R(G'_\Phi) = V$ and G'_Φ is topologically augmentable to meet $C_{G'_\Phi}$ if and only if Φ is satisfiable. Equivalently, we prove that G'_Φ is topological augmentable if and only if G_Φ is topologically augmentable, where G_Φ is the graph built in Theorem 2.1.

From G_Φ , we show how to change all blue vertices in G_Φ to red vertices in G'_Φ , keeping the rest of the vertices as red vertices. Each blue vertex in G_Φ is adjacent to at least one triangular face, so we can do a mapping of each blue vertex in G_Φ to one of its adjacent triangular faces in G_Φ .

Let $\Delta = (v_1, v_2, v_3)$ be a triangular face in G_Φ . We have the following two cases: Only one blue vertex, say v_1 , is assigned to Δ , or more than one blue vertex is assigned to Δ . In the first case, we can change the color of v_1 and preserve the parities of v_2, v_3 , by adding three red vertices v'_1, v'_2, v'_3 and connecting them as shown in Figure 6a. Observe that in any plane augmentation, v'_2 and v'_3 are forced to join each other to meet their parities. In the same way, v_1 is forced to join v'_1 , assuming that v_1 is red. In the second case, more than one blue vertex is assigned to Δ , suppose that v_1 and v_2 are blue. We can change the color of v_1 by adding the previous construction in Δ , and the color of v_2 by adding the construction in the triangle (v_3, v'_3, v_2) . If v_3 is also blue, then we add again the construction in the triangle (v'_1, v'_3, v_3) to change the color of v_3 .

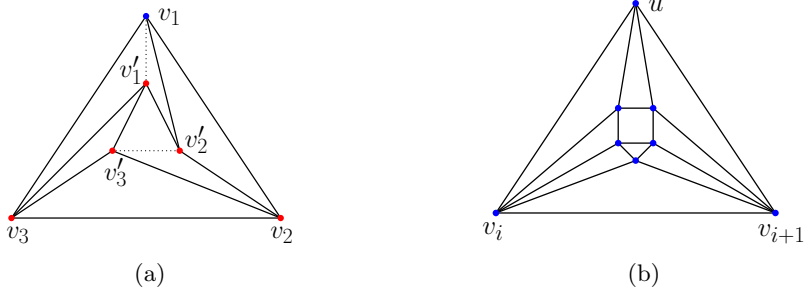


Figure 6: (a) Changing the color of v_1 by adding three red vertices in a triangular face Δ . (b) The triangle (v_i, v_{i+1}, u) with the addition of 5 blue vertices and 14 edges, to replace the duplicated edge $e'_i = (v_i, v_{i+1})$.

Obviously, the graph G'_Φ obtained after applying the previous rules to all triangular faces of G_Φ , is plane and satisfying $R(G'_\Phi) = V$. In addition, it is straightforward to see that G'_Φ is topologically augmentable if and only if G_Φ is topologically augmentable, since all red vertices in G'_Φ that do not belong to G_Φ must be matched between them to change their parities in any augmentation. Thus, the theorem follows. \square

A similar reasoning applies to prove that the problem of deciding if a plane topological graph can be augmented to a Eulerian plane topological graph is \mathcal{NP} -complete. Before proving this result, we recall the concept of T -join. Let $G = (V, E)$ be a graph and let $T \subseteq V$. A subset $E' \subseteq E$ of edges is a T -join if the set of vertices with odd degree in the subgraph induced by E' is precisely T . If G is connected and $|T|$ is even, then G always has a T -join. In this case, a T -join of minimum size consists of $|T|/2$ edge-disjoint paths whose endpoints are the vertices in T , and can be computed in $\mathcal{O}(n^3)$ [16].

Theorem 2.3. *Let G be a plane topological graph. Then, the problem of deciding if G can be augmented to a Eulerian plane topological simple graph is \mathcal{NP} -complete.*

Proof. Given a 3-SAT formula Φ and a plane embedding F of F_Φ , let $G_\Phi = (V, E)$ be the graph built in Theorem 2.1. We show that we can transform G_Φ into a plane topological graph G'_Φ , having all its red vertices with odd degree and all its blue vertices with even degree, in such a way that G'_Φ is topologically augmentable if and only if G_Φ is topologically augmentable. We recall that to obtain a Eulerian graph, we have to change the parities of the odd degree vertices.

Let V' be the set of vertices with odd degree in G_Φ . Let T be the set of vertices $v_i \in V$, such that v_i is red and has even degree or v_i is blue and has odd degree. The number of vertices in T is even because $|R(G_\Phi)|$ and $|V'|$ are even. G_Φ is connected, so we can find a T -join of minimum size G_T in $\mathcal{O}(n^3)$ time, which consists of $|T|/2$ edge-disjoint paths whose endpoints are the vertices in T .

We claim that any triangular face $\Delta = (v_i, v_j, v_k)$ of G_Φ has at most one common edge with G_T . Suppose to the contrary that Δ has at least two common edges, say $(v_i, v_j), (v_j, v_k)$. If they belong to the same path $P_1, (v_i, v_j), (v_j, v_k), P_2$ of G_T , then replacing the two common edges by the third edge we obtain a shorter path $P_1, (v_i, v_k), P_2$, contradicting the minimality of G_T . If they belong to different paths, $P_1, (v_i, v_j), P_2$ and $P'_1, (v_j, v_k), P'_2$, then P'_1, P_2 and $P_1, (v_i, v_k), P'_2$ also connect the same endpoints and are shorter, again a contradiction. Hence, the claim follows.

Let G' be the multigraph obtained by adding G_T to G_Φ , so G' contains duplicated edges. Note that each edge of G_Φ is adjacent to at least a triangular face and that the vertices with odd degree in G' are precisely the red vertices. By the previous claim, each duplicated edge in G' can be mapped to a different triangular face and embedded into it. Suppose that $e'_i = (v_i, v_{i+1})$ is a duplicated edge embedded inside the triangular face (v_i, v_{i+1}, u) . Then, we can replace e'_i by 5 blue vertices and 14 edges and connect them as shown in Figure 6b. Observe that the 5 added vertices have even degree, and v_i, v_{i+1}, u keep their parities. By doing this replacement for every duplicated edge of G' , we obtain a new plane topological simple graph G'_Φ such that its red vertices are precisely the ones with odd degree. By construction, it is straightforward to verify that G'_Φ is topologically augmentable if and only if G_Φ is topologically augmentable, so the theorem follows. \square

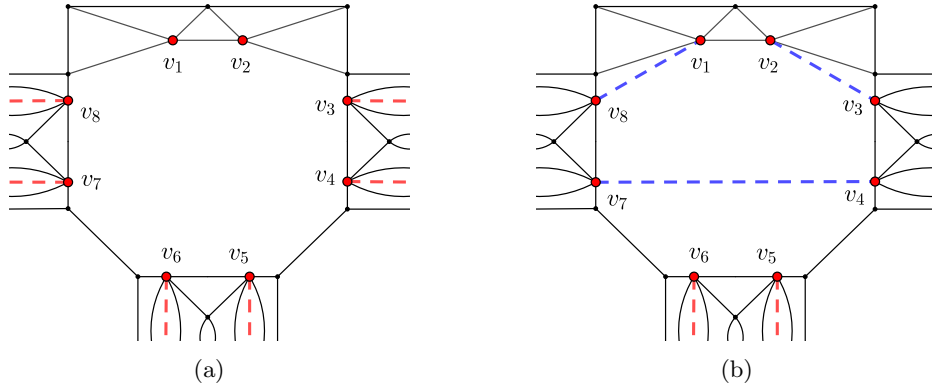


Figure 7: (a) A clause gadget receiving three negative values. (b) A clause gadget receiving at least one positive value.

Next, we present analogous results to the previous ones, when the added graph is required to be a plane topological perfect matching M between the red vertices. Such a matching, if it exists, is the optimal way of augmenting a graph, since any graph with $2k$ red vertices cannot be augmented with less than k edges.

Theorem 2.4. *Let $G = (V, E)$ be a plane topological graph and let C_G be a set of parity constraints. Then, the problem of deciding if G is topologically augmentable to meet C_G , by a plane topological perfect matching M between the vertices in $R(C_G)$, is \mathcal{NP} -complete.¹*

Proof. The proof is based again on a reduction from Planar 3-SAT. Given a 3-SAT formula Φ and a plane embedding F of F_Φ , we build in polynomial time a plane topological graph G_Φ and a set C_{G_Φ} of parity constraints, such that G_Φ is topologically augmentable to meet C_{G_Φ} , by a plane topological perfect matching between the red vertices of G_Φ , if and only if Φ is satisfiable.

We construct G_Φ in a similar way as described in Theorem 2.1, replacing some of its gadgets as follows, so that G_Φ is topological and plane. Variable gadgets are the same as described in the proof of Theorem 2.1. A clause gadget is now a subgraph as shown in Figure 7a, whose main part consists of a 14-gon having eight red vertices. We identify the vertices v_3, v_4 as the first input, v_5, v_6 as the second output and v_7, v_8 as the third input. The vertices in a input can change their parities by only two options, either by adding an edge to a red vertex in the wire gadget or being adjacent to a red vertex inside the face of the clause. The remaining two red vertices in the clause, v_1 and v_2 , can change their parities only by the addition of edges lying on the face of the clause. Wire gadgets connecting literals gadgets and clause gadgets are now replaced by double wire gadgets. Thus, if a positive augmentation is used for a literal gadget, then the only way of changing the parities of the vertices in the output of this literal gadget is connecting them to the middle red vertices in the double wire gadgets. This implies that the vertices in the corresponding input must change their parities by adding edges in the face of the clause to which they belong. On the contrary, if a negative augmentation is used for a literal gadget, then the red vertices in the middle of the double wire gadgets must change their parities by connecting them to the vertices of the input. Finally, the exterior of the gadgets is triangulated.

Observe that if a clause gadget receives three negative values (negative augmentations in its corresponding literal gadgets), then there is no way of changing the parities of the vertices v_1 and v_2 with less than two edges, as the clause gadget shown in Figure 7a depicts. Otherwise, if at least one input receives a positive value (a positive augmentation in its corresponding literal gadget), then the remaining red vertices in the clause can meet their parities by doing a plane matching between them. An example is shown in Figure 7b.

The new graph G_Φ obtained after this replacement is clearly plane. In addition, by the previous discussion, one can easily verify that G_Φ is topologically augmentable by a plane topological perfect matching between the red vertices if and only if Φ is satisfiable, hence the theorem follows. \square

Theorem 2.5. *Let $G = (V, E)$ be a plane topological graph. Then, the problem of deciding if there*

¹This result was presented at the 29th Canadian Conference on Computational Geometry, Ottawa (2017) [8].

exists a plane topological perfect matching M such that G and M are compatible and edge-disjoint is \mathcal{NP} -complete.

Proof. In this case, the set of red vertices of $G = (V, E)$ is precisely V , and we look for a plane topological perfect matching M that is compatible and disjoint. From the graph G_Φ built in the previous theorem, observe that we only need to show how to change the color of every blue vertex in G_Φ to build a new graph G'_Φ , such that G_Φ is topologically augmentable by a plane topological perfect matching between its red vertices, if and only if, G'_Φ is topologically augmentable by a plane topological perfect matching between its vertices. As in the proof of Theorem 2.2, this can be done using the gadget shown in Figure 6a to change the color of every blue vertex in G_Φ . \square

Theorem 2.6. *Let $G = (V, E)$ be a plane topological graph. Then, the problem of deciding if G can be augmented to a Eulerian plane topological simple graph, by the addition of a plane topological perfect matching M between the vertices with odd degree in G , is \mathcal{NP} -complete.*

Proof. In this case, the set of vertices with odd degree is the set of red vertices, and we look for a plane topological perfect matching M between the vertices with odd degree. To prove the \mathcal{NP} -completeness of this problem, we proceed as in the proof of Theorem 2.3. From the graph G_Φ built in the proof of Theorem 2.4, we add a minimum T -join to G_Φ , where T is the set of red vertices with even degree and the set of blue vertices with odd degree, and we replace every duplicated edge by the gadget shown in Figure 6b. In the resulting graph G'_Φ , every vertex with odd degree is red and every vertex with even degree is blue. It is straightforward to see that G_Φ admits a plane topological perfect matching between its red vertices, if and only if, G'_Φ admits a plane topological perfect matching between its vertices with odd degree, so the theorem holds. \square

To finish this section, we point out that the previous results can be extended to planar graphs, using the Whitney's theorem on 3-connected planar graphs.

Theorem 2.7. *Let $G = (V, E)$ be a planar graph and let C_G be a set of parity constraints. Then, the problem of deciding if there exists a planar graph H on the same vertex set V , such that G and H are edge-disjoint, $G' = G \cup H$ is planar and G' meets C_G , is \mathcal{NP} -complete. The problem is also \mathcal{NP} -complete when H must be a perfect matching between the vertices in $R(C_G)$. In addition, the problem remains \mathcal{NP} -complete in both variants, even when $R(C_G) = V$ or $R(C_G)$ is the set of vertices with odd degree in G .*

Proof. It can be easily checked that the graph G_Φ built in the proof of Theorem 2.1 is 3-connected. By Whitney's theorem, a 3-connected planar graph has a unique embedding (up to the choice of the unbounded face). Hence, we can consider G_Φ as a planar graph that is augmentable if and only if its unique plane embedding is topologically augmentable. Therefore, the first part of the theorem holds. In addition, the different graphs G_Φ or G'_Φ built in the proofs of Theorems 2.2, 2.3, 2.4, 2.5 and 2.6 are also 3-connected. Thus, the rest of the theorem also holds. \square

3 Plane geometric augmentation problems

In this section we address the plane geometric augmentation problem to meet a set of parity constraints, that is, given a plane geometric graph $G = (V, E)$ and a set C_G of parity constraints, we look for a plane geometric graph H such that G and H are compatible and edge-disjoint, and all parity constraints are satisfied in $G \cup H$. We extend the \mathcal{NP} -completeness results obtained for plane topological graphs to plane geometric graphs. Moreover, some of these variants remain \mathcal{NP} -complete even on more restrictive geometric graph families, like trees or paths.

The following theorem is a consequence of Tutte's theorem on convex faces of 3-connected planar graphs [30].

Theorem 3.1. *Let $G = (V, E)$ be a plane geometric graph and let C_G be a set of parity constraints. Then, the problem of deciding if G is geometrically augmentable to meet C_G is \mathcal{NP} -complete. The problem is also \mathcal{NP} -complete when the augmenting graph must be a plane geometric perfect matching between the vertices in $R(C_G)$. In addition, the problem remains \mathcal{NP} -complete in both variants, even when $R(C_G) = V$ or $R(C_G)$ is the set of vertices with odd degree in G .*




Figure 8: (a) Spiral gadget. (b) Arrow gadget.

Proof. By Tutte's theorem on convex faces of triconnected planar graphs, all graphs G_Φ and G'_Φ built in Theorems 2.1, 2.2, 2.3, 2.4, 2.5 and 2.6, have an embedding where all edges are straight-line segments and all faces are convex. Then, they are geometrically augmentable to meet parity constraints if and only if Φ is satisfiable. \square

In particular, from this theorem, deciding if a plane geometric graph can be geometrically augmented to Eulerian is \mathcal{NP} -complete, even when the added graph is required to be a plane geometric perfect matching between the vertices with odd degree.

Some previous variants remain \mathcal{NP} -complete for plane geometric trees and paths, as we show in the following theorems.

Theorem 3.2. *Let $T = (V, E)$ be a plane geometric tree and let C_T be a set of parity constraints. Then, the problem of deciding if T is geometrically augmentable by a plane geometric matching M between the vertices in $R(G_T)$ is \mathcal{NP} -complete.*

Proof. We explain how to transform the graph G_Φ built in Theorem 2.4 into a tree T_Φ . As shown in [28], to break a cycle one can replace any edge (a, b) of a cycle by the spiral gadget shown in Figure 8a. Repeating this operation, we can break all cycles in G_Φ , to obtain a plane geometric tree T_Φ . Notice that the two red vertices in each spiral gadget are forced to join each other in any minimum augmentation. Therefore, G_Φ is geometrically augmentable with a plane geometric perfect matching between its red vertices, if and only if, T_Φ is geometrically augmentable with a plane geometric perfect matching between its red vertices, so the theorem follows. \square

Theorem 3.3. *Let $T = (V, E)$ be a plane geometric tree. Then, the problem of deciding if there exists a plane geometric perfect matching M , such that T and M are compatible and edge-disjoint, is \mathcal{NP} -complete.*

Proof. Note that in this case, the set of red vertices is V . To prove that this problem is \mathcal{NP} -complete, we only need to show how to change the color of each blue vertex in the tree T_Φ built in the previous theorem, such that all new red vertices in the resulting plane geometric tree match between them in any minimum augmentation.

Consider an edge $(a, b) \in T_\Phi$, with a and b being blue vertices. We can change the colors of a and b by using what we call an *arrow gadget*. We add to (a, b) two nested paths, each one consisting of three red vertices, placed at distance ϵ on each side of the edge as shown in Figure 8b. The vertices of the path on the upper side of the edge, say u, u', u'' , are placed in such a way that they cannot see the vertices of the path in the lower side, say v, v', v'' . Moreover, the upper path is placed in such a way that u' is visible only from a, b , and u'' is visible only from u, a . Symmetrically for the case of the lower path. Observe that u'' is forced to join u and v'' is forced to join v , because otherwise the parities of the remaining vertices in the gadget are not met. Thus, the vertices in an arrow gadget must be matched between them in any perfect matching between the red vertices.

Consider now an edge $(a, b) \in T_\Phi$ with a being red and b being blue. We can subdivide (a, b) into two edges (a, a') and (a', b) and mark a' as blue. Then, we can replace the edge (a', b) by an arrow gadget as described previously. Iterating this replacement for all blue-blue edges and all blue-red edges in T_Φ , we obtain a plane geometric tree T' with all its vertices marked as red. Clearly, T' has a plane geometric perfect matching, compatible and edge-disjoint with T' , if and only if, T_Φ can be geometrically augmented by a plane geometric perfect matching between its red vertices. \square

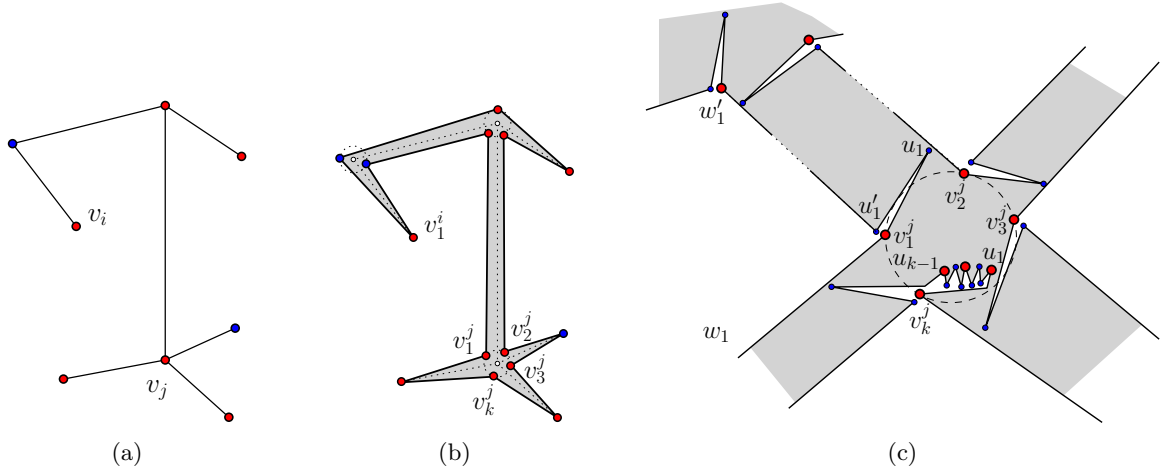


Figure 9: (a) A geometric tree T_Φ . (b) A polygon Q_Φ obtained by traversing the unbounded face of T_Φ . (c) Reconfiguration of v_j .

In the following theorem, we establish the hardness of transforming a plane geometric tree into Eulerian, by adding a plane geometric matching between the vertices with odd degree.

Theorem 3.4. *Let $T = (V, E)$ be a plane geometric tree. Then, the problem of deciding if T can be augmented to a Eulerian plane geometric graph, by the addition of a plane geometric perfect matching M between the vertices with odd degree in T , such that T and M are compatible and edge-disjoint, is \mathcal{NP} -complete.*

Proof. Given a 3-SAT formula Φ and a plane embedding F of F_Φ , we can construct a plane topological graph as described in Theorem 2.4, that can be transformed into a plane geometric graph G_Φ with all faces being convex. Then, we apply the same technique used in the proof of Theorem 2.3, and we add a T -join of minimum size to G_Φ , where T consists of all red vertices with even degree and all blue vertices with odd degree. After that, we replace every duplicated edge as indicated in Figure 6b, to obtain a new plane geometric graph G'_Φ such that all vertices with odd degree are red and all vertices with even degree are blue.

We now transform G'_Φ into a tree T_Φ by adding spiral gadgets to break cycles, as described in the proof of Theorem 3.2. Note that all vertices with odd degree in T_Φ are red and all vertices with even degree are blue. Clearly, by construction, G_Φ can be augmented by a plane geometric perfect matching between its red vertices, if and only if, T_Φ can be augmented by a plane geometric perfect matching between the vertices with odd degree. Therefore, the theorem follows. \square

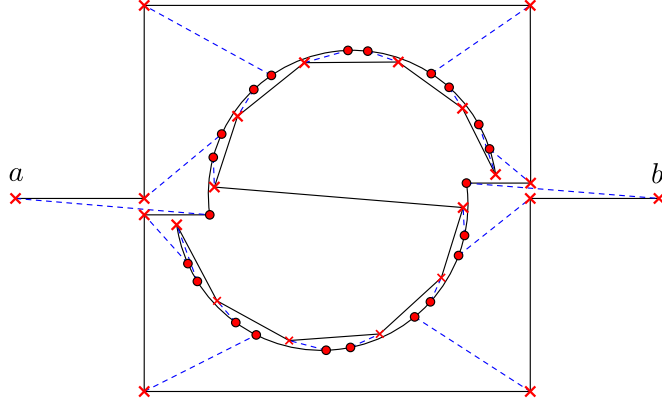
For plane geometric paths, we can prove the following results.

Theorem 3.5. *Let $P = (V, E)$ be a plane geometric path and let C_P be a set of parity constraints. Then, the problem of deciding if P is geometrically augmentable to meet C_G , by a plane geometric perfect matching M between the vertices of $R(C_P)$, is \mathcal{NP} -complete.*

Proof. Given a 3-SAT formula Φ and a plane embedding F of F_Φ , we build a plane geometric tree T_Φ as described in Theorem 3.2. We recall that Φ is satisfiable if and only if T_Φ can be augmented to meet parity constraints by a plane geometric perfect matching between the vertices in $R(T_\Phi)$. From T_Φ , we construct a plane geometric path P_Φ as follows.

It is well known that a simple polygon Q_Φ can be built from T_Φ by traversing the boundary of the unbounded face of T_Φ , placing a copy infinitesimally close of a vertex every time it is visited, and connecting the copies according the traversal order, as shown in Figures 9a and 9b. We start such a traversal at an arbitrary leaf u_i , and any copy of a vertex keeps the color of the vertex. For a non-leaf vertex, we can assume that the copies of the vertex are placed on a circumference of radius ϵ around the vertex.

For each red vertex $v_j \in T_\Phi$ with degree $k \geq 2$, we apply the following transformation to its corresponding vertices in Q_Φ . An example of this transformation is shown in Figure 9c for a vertex



(a)

Figure 10: A geometric path consisting of 22 disk-shaped vertices and 22 cross-shaped vertices.

with degree 4 in T_Φ . Let $C = \{v_1^j, v_2^j, \dots, v_k^j\}$ be the set of vertices in Q_Φ corresponding to a red vertex $v_j \in T_\Phi$, and assume that the clockwise order of these points along the boundary of Q_Φ is $\dots, w_1, v_1^j, w_1', \dots, w_2, v_2^j, w_2', \dots, w_k, v_k^j, w_k', \dots$.

For $l = 1, \dots, k-1$, we add a narrow wedge v_l^j, u_l, u_l' inside Q_Φ such that: (i) u_l is placed very close to the edge (w_{l+1}, v_{l+1}^j) , and (ii) u_l' is placed very close to v_l^j so that v_l^j cannot be connected to w_l' , but v_l^j can be connected to any other red vertex that was previously visible from it through the exterior of Q_Φ . See Figure 9c. At vertex v_k^j we do the same operation, but also adding before the wedge a zig-zag path with most of the points in convex position and $k-1$ of them, u_1, u_2, \dots, u_{k-1} , being red, in such a way that: (i) the only red vertices that are visible from a red vertex in the zig-zag belong to C , (ii) u_1, u_2, \dots, u_{k-1} are placed inside the circle of radius ϵ centered at v_j so that every vertex $v_l^j \in C$, with $1 \leq l < k$, can see all of them, and (iii) v_k^j is visible from at least one of u_1, u_2, \dots, u_{k-1} .

Observe that the addition of these narrow wedges implies that a vertex $v_l^j \in C$ cannot be connected to any other red vertex $v_{l'}^j \notin C$ through the interior of Q_Φ , and that the red vertices in the zig-zag path must be matched to $k-1$ of the copies of v_j in any augmentation. Thus, one of the copies of v_j is always free to join any other red vertex in the rest of the graph through the exterior of Q_Φ .

Q_Φ can be obviously transformed into a plane geometric path P_Φ , by duplicating a blue vertex to break the boundary of Q_Φ . Then, it is straightforward to see that P_Φ admits a plane geometric perfect matching between its red vertices, if and only if, T_Φ can be augmented by a plane geometric perfect matching between its red vertices. Hence, the theorem holds. \square

Theorem 3.6. *Let $P = (V, E)$ be a plane geometric path. Then, the problem of deciding if there exists a plane geometric perfect matching M such that P and M are compatible and edge-disjoint is \mathcal{NP} -complete.*

Proof. Note that this is the case in which the set of red vertices coincides with V . Also note that we only need to show how to change the color of each blue vertex in the path P_Φ built in the previous proof, without interfering with any possible augmentation of the red vertices of P_Φ .

Consider an edge $(a, b) \in P_\Phi$, with a and b being blue vertices. We replace the edge (a, b) by the gadget shown in Figure 10, which is a path connecting a and b , so that the colors of a and b are changed to red. In this gadget, we identify two sets of red vertices, the 22 cross-shaped vertices and the 22 disk-shaped vertices. Observe that the disk-shaped vertices are placed in such a way that they are either adjacent or they are not visible to each other. Therefore, it is not possible to join two disk-shaped vertices with an edge. Observe as well that cross-shaped vertices are the only vertices of the graph that are visible from disk-shaped vertices. This implies that the cross-shaped vertices are forced to join the disk-shaped vertices in any matching, because otherwise there would be red disk-shaped vertices not meeting their parity constraints.

Consider now an edge $(a, b) \in P_\Phi$, with a being red and b being blue. We can subdivide (a, b) into two edges (a, a') and (a', b) and mark a' as blue. Then, we apply the previous gadget to (a', b) . By

repeating this operation for all blue edges and all red-blue edges of P_Φ , we obtain a path P' with all its vertices marked as red. The proof follows since, if we are able to augment P' with a plane geometric perfect matching, then we are able to find a plane geometric perfect matching between the red vertices of P_Φ , and viceversa. \square

To finish this section, we remark that deciding if a plane geometric path can be augmented to a Eulerian plane geometric graph by adding a matching between its odd degree vertices can be clearly solved in linear time. The only vertices of a path with odd degree are its endpoints, and checking if the segment connecting these two endpoints crosses the path can be done in linear time.

4 Plane topological augmentation in MOPs

To the best of our knowledge, the family of plane topological trees is so far the only family of plane topological graphs, for which the plane topological augmentation problem to meet parity constraints is polynomial [8]. In this section we show that this problem is also polynomial for the family of maximal outerplane graphs.

An *outerplanar graph* G is a graph that has a plane embedding where all of its vertices belong to the unbounded face of the embedding. We shall refer to these embeddings as *outerplane graphs*. A graph G is a maximal outerplanar graph if it is not possible to add any edge to it, such that the resulting graph is still outerplanar. A *maximal outerplane graph* (for short a MOP) is an outerplane graph of a maximal outerplanar graph.

For the sake of clarity, in the rest of this section we will assume that all the vertices of a MOP G are placed on an unit circle \mathcal{C} , and that they are labeled from v_1 to v_n in clockwise order. We also assume that all of the edges of G are *arcs* of \mathcal{C} connecting consecutive vertices, or straight-line segments contained in the interior of \mathcal{C} called *diagonals*. Therefore, G consists of n arcs and $n - 3$ diagonals. We denote by $[v_i, v_j]$ the set of vertices $\{v_i, v_{i+1}, \dots, v_j\} \pmod{n}$, and we call $[v_i, v_j]$ an interval of G .

Given a MOP G and a set C_G of parity constraints, recall that a vertex $v \in G$ is red if its parity must change to meet its parity constraint (that is, $v \in R(C_G)$), and blue otherwise. Further, recall that an edge of G is red (respectively blue), if both of its endpoints are red vertices (respectively blue). An edge of G is red-blue if its endpoints have different colors. Consider two red-blue diagonals of G . We say that they are *parallel* if there is a straight line that separates their red endpoints from their blue endpoints. For instance, the red-blue diagonals (v_m, v_i) and (v_l, v_k) in Figure 11c are parallel, and the red-blue diagonals (v_l, v_i) and (v_j, v_k) in Figure 11b are not. Note that the cyclic order of the colors of the four endpoints is red, red, blue, blue if the two red-blue diagonals are parallel, and red, blue, red, blue if they are not.

In the following theorem we characterize the MOPs that are topologically augmentable.

Theorem 4.1. *Let $G = (V, E)$ be a MOP and let C_G be a set of parity constraints. Then, G is topologically augmentable to meet C_G if one of the following conditions is satisfied:*

- (i) G contains a blue diagonal.
- (ii) G contains two non-parallel red-blue diagonals.
- (iii) There exist two parallel red-blue diagonals $(v_i, v_m), (v_k, v_l) \in E$ such that v_i, v_k are blue, v_l, v_m are red (possibly with $v_l = v_m$), and there exists a vertex v_j of degree two such that the order of these vertices along \mathcal{C} is v_i, v_j, v_k, v_l, v_m in clockwise direction.

Otherwise, G is non-augmentable.

Proof. We first prove that if G satisfies at least one of (i), (ii) or (iii), then it is topologically augmentable.

Case (i): Suppose that G contains a blue diagonal (v_i, v_j) . Then, each of the intervals $A = [v_{j+1}, v_{i-1}]$ and $B = [v_{i+1}, v_{j-1}]$ contains at least one vertex. If one of these intervals, say A , contains only blue vertices, then we join a blue vertex in A to all of the evenly many red vertices in B , and we are done. Suppose then that each of A and B contains at least one red vertex. In the clockwise traversal of \mathcal{C} , let $v \in A$ and $v' \in B$ be the red vertices that precede v_i and v_j , respectively. Note that these vertices are not necessarily v_{i-1} and v_{j-1} . One can easily verify that joining v to all red vertices in B (except

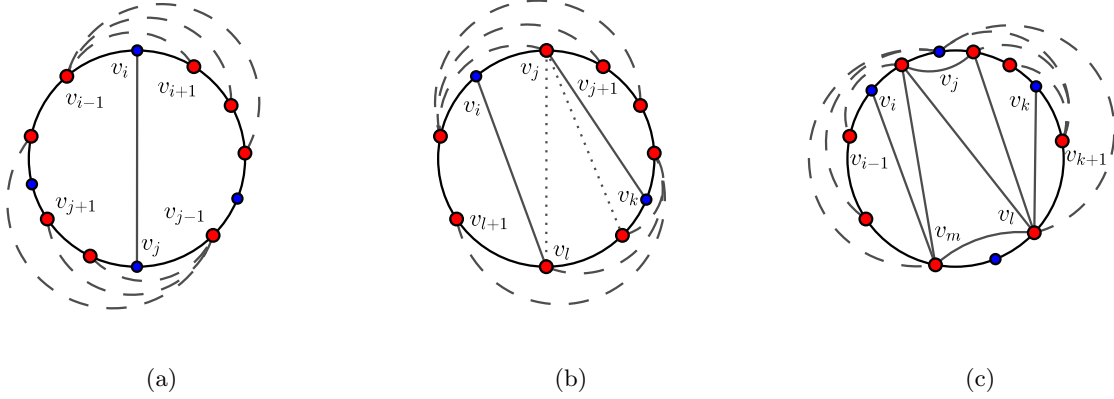


Figure 11: Topologically augmentable MOPs. (a) A blue diagonal exists. (b) Two non-parallel red-blue diagonals exist. (c) Two parallel red-blue diagonals and a degree-2 vertex exist.

possibly v') and joining v' to all red vertices in A (except possibly v), every red vertex will meet its parity constraint in the resulting graph. See Figure 11a.

Case (ii): Suppose that G contains two non-parallel edges (v_i, v_l) and (v_j, v_k) such that v_i and v_k are blue vertices, and v_j and v_l are red vertices. Assume without loss of generality that the relative order of these vertices along \mathcal{C} is v_i, v_j, v_k, v_l , see Figure 11b. In this case, we can proceed as in Case (i), as if the blue edge (v_i, v_k) was an edge of G .

Case (iii): We can connect v_{i-1} to each red vertex in $[v_{i+1}, v_{j-1}]$ and v_{k+1} to each red vertex in $[v_{j+1}, v_{k-1}]$, see Figure 11c. Note that after adding these edges, v_{i-1} and v_{k+1} could meet their parities or not. Then, we connect all red vertices in $[v_{k+1}, v_{i-1}]$ to v_j , including v_{i-1} and v_{k+1} if they do not meet their parities after the previous addition of edges. Observe that it does not matter what color v_j has, the parities of all vertices in G are met (see Figure 11c).

We now prove that if G is topologically augmentable, then it must satisfy at least one of the three previous conditions.

Suppose that G satisfies neither (i), nor (ii), nor (iii). Then, G must satisfy the following conditions.

1. By (i), G can have only red or red-blue diagonals.
2. By (ii), G cannot have non-parallel red-blue diagonals. This implies that there is an interval U in \mathcal{C} containing all of the blue endpoints of all red-blue diagonals of G , and none of the red endpoints of these diagonals. Assume that U is the shortest such interval and that, relabeling the vertices if necessary, $U = [v_1, v_i]$. See Figure 12a. Observe that if G does not have red-blue diagonals, then U is empty, and if G contains only one red-blue diagonal, then U consists of one blue vertex. Also observe that $D = [v_{i+1}, v_n]$ must always contain red vertices, regardless if U is empty or not.

We claim that if D contains a blue vertex v_r , then it must have degree two in G . To prove this claim, we distinguish whether U is empty or not. Assume that U is non-empty and suppose that there is a diagonal (v_r, v_s) incident to v_r in G . Thus, v_s must be a red vertex, because otherwise a blue diagonal would exist and G would satisfy (i). In addition, v_s cannot lie between v_{i+1} and v_r clockwise, for otherwise (v_r, v_s) is a red-blue diagonal and thus v_r would belong to U . Finally, if v_s lies between v_r and v_1 clockwise, then non-parallel blue-red diagonals would exist, and thus G would satisfy (ii). Hence, v_r must have degree two in G . Assume now that U is empty, so there are no red-blue diagonals. Since G does not contain either blue diagonals, then no diagonal can be incident to v_r and the claim follows.

As a consequence of this claim, there are no consecutive blue vertices in D , that is, if v_r is a blue vertex in D and v_{r-1} and v_{r+1} belong to D , then v_{r-1} and v_{r+1} are red vertices, and they are adjacent in G .

3. Since G does not satisfy (iii), all vertices in U have degree at least three. Therefore, there is no diagonal connecting two vertices in U , because otherwise a vertex of degree 2 would exist in U . See Figure 12a.

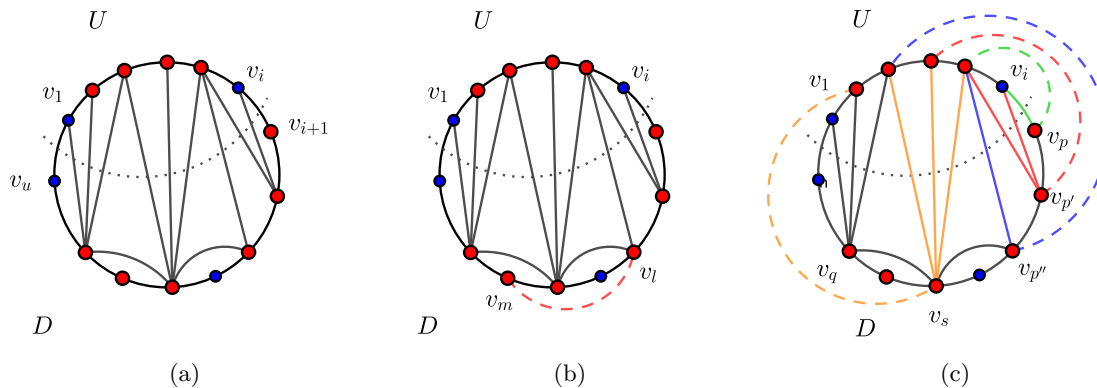


Figure 12: (a) A non-augmentable MOP with blue-red diagonals. (b) Isolating a red vertex when two vertices in D are connected. (c) Connecting red vertices from D to a vertex in U .

Suppose that G is augmentable to meet C_G and let $H = (V, E')$ be a plane topological graph that augments G . We show that H cannot exist if G does not satisfy (i), (ii), or (iii).

We first prove that there is no edge in H connecting two vertices in D . Assume to the contrary that such edges exist. Among all of them, we take the edge $e = (v_l, v_m) \in E'$ such that the interval $[v_l, v_m]$ belongs to D and is the shortest one. Note that v_l and v_m can neither be consecutive vertices, nor be at distance two if there is a vertex of degree two between them, since joining them with an edge would cause duplicated edges in $G \cup H$. See Figure 12b. Thus, $[v_l, v_m]$ contains at least one red vertex different from v_l and v_m , since any blue vertex in D must have degree two in G and there are no two consecutive blue vertices in D . By the minimality of $[v_l, v_m]$, one can easily verify that the parities of the red vertices in $[v_l, v_m]$ cannot all be met. Therefore, there is no edge in H connecting two vertices in D . In particular, if U is empty, this result implies that H cannot exist, since there is no way of meeting all parity constraints by adding edges incident to vertices in D .

Hence, we assume that U is non-empty in the rest of the proof, so G does contain parallel red-blue diagonals. Let $D_R = \{v_p, v_{p'}, \dots, v_q\}$ be the set of red vertices in D that are adjacent in G to at least one vertex in U , where $p < p' < \dots < q$. Note that D_R is non-empty because there are red-blue diagonals. Consider a vertex $v_s \in D_R$. By the third condition, there is no diagonal in G connecting two vertices in U , so the set of vertices in U adjacent to v_s forms an interval $[v_{l_s}, v_{r_s}]$ along \mathcal{C} , $1 \leq l_s \leq r_s \leq i$, see Figure 12c. Since v_s is red and there are no edges in H connecting two vertices in D , then H must contain at least one edge connecting v_s to a vertex w in U , in order to meet the parity constraint of v_s . In addition, w cannot be in $[v_{l_s}, v_{r_s}]$ as any vertex in this interval is already adjacent to v_s .

Consider now v_p and the interval $[v_{l_p}, v_{r_p}]$. Note that $v_{r_p} = v_i$. In order to meet its parity constraint, v_p must be adjacent to a vertex v_{t_p} with $t_p < l_p$, i.e. v_{t_p} lies to the left of v_{l_p} . In a recursive way, we can prove that any v_s in D_R must be adjacent to a vertex v_{t_s} in U to the left of the interval $[v_{l_s}, v_{r_s}]$. This also applies to v_q , but the neighbours of v_q in U form an interval that starts at v_1 , so v_{t_q} must be to the left of v_1 and thus it cannot be in U , which is a contradiction. It follows that H cannot exist and if G is topologically augmentable, then it must satisfy at least one of (i), (ii), or (iii). \square

It is clear that given a MOP G , we can check in linear time if each one of (i),(ii), and (iii) is satisfied. Thus, we can decide if G is topologically augmentable to meet a set of parity constraints in $\mathcal{O}(n)$ time. In addition, it is easy to see that the set of edges added to G in the proof of Theorem 4.1 is not necessarily one with minimum size. We next provide a polynomial time algorithm to compute a minimum set of edges to augment a MOP G (if it exists) to meet a set of parity constraints.

Theorem 4.2. *Let G be a MOP with n vertices, and let C_G be a set of parity constraints. It takes $\mathcal{O}(n^3)$ time to find a plane topological graph H of minimum size such that G is topologically augmentable by H to meet C_G .*

Proof. We compute an optimum edge set, if it exists, by dynamic programming. Given an interval $[v_i, v_j]$, we define $C[i, j]$ as the size of a smallest set of edges having both endpoints in $[v_i, v_j]$ such that this set is a plane topological graph that does not cross G and meets the parity constraints of all vertices in $[v_i, v_j]$

(or ∞ if such a set of edges does not exist). If \bar{v} denotes the color exchange of v for any vertex v , we analogously define $C[\bar{i}, j]$, $C[i, \bar{j}]$ and $C[\bar{i}, \bar{j}]$ as the sizes of the optimum solutions as described previously, for the intervals $[\bar{v}_i, v_j]$, $[v_i, \bar{v}_j]$ and $[\bar{v}_i, \bar{v}_j]$, respectively.

We also define $D[i, j]$, $D[\bar{i}, j]$, $D[i, \bar{j}]$ and $D[\bar{i}, \bar{j}]$ as the size of an optimum solution for the intervals $[v_i, v_j]$, $[\bar{v}_i, v_j]$, $[v_i, \bar{v}_j]$ and $[\bar{v}_i, \bar{v}_j]$, respectively, assuming that the edge (v_i, v_j) belongs to the solution. We next show how to compute $C[i, j]$ and $D[i, j]$. The table entries $C[\bar{i}, j]$, $C[i, \bar{j}]$, $C[\bar{i}, \bar{j}]$, $D[\bar{i}, j]$, $D[i, \bar{j}]$ and $D[\bar{i}, \bar{j}]$ are computed in a similar manner.

To compute $C[i, j]$, we look at the last vertex $v_k \in [v_i, v_j]$ in clockwise order (if it exists) connected to v_i in an optimum solution for the interval $[v_i, v_j]$. If v_k does not exist because v_i is not connected to any other vertex of the interval, then $C[i, j] = C[i + 1, j]$ if v_i is blue, or $C[i, j] = \infty$ if v_i is red. If v_k exists, then the optimum solution can be computed by solving two subproblems. On the one hand, finding the minimum solution for the interval $[v_i, v_k]$ assuming that the edge (v_i, v_k) belongs to the solution, and on the other hand, finding the minimum solution for the interval $[v_k, v_j]$. Observe that, if v_k is blue, then we can decide either to keep v_k as blue in both subproblems or change its color in both subproblems, and if v_k is red, then we can choose v_k as red in one of the subproblems and blue in the other one. We do this analysis only if the edge (v_i, v_k) does not belong to G . Summarizing, we have:

$$C[i, j] = \min \begin{cases} \begin{cases} C[i + 1, j] & \text{if } v_i \text{ is blue} \\ \infty & \text{if } v_i \text{ is red} \end{cases} & \text{if } (v_i, v_k) \in E \\ \min_{i+2 \leq k \leq j} \begin{cases} \infty & \text{if } v_k \text{ is blue and } (v_i, v_k) \notin E \\ \min\{D[i, k] + C[k, j], D[i, \bar{k}] + C[\bar{k}, j]\} & \text{if } v_k \text{ is red and } (v_i, v_k) \notin E \end{cases} & \text{if } (v_i, v_k) \notin E \end{cases} \quad (1)$$

The analysis to compute $D[i, j]$ is similar. Assuming that the edge (v_i, v_j) belongs to an optimum solution, either v_i is not connected to any other vertex of the interval $[v_i, v_j]$ except for v_j , or there exists a vertex v_k (different from v_j) that is the last vertex of the interval connected to v_i . An optimum solution can be computed by finding an optimum solution for the interval $[v_i, v_k]$ assuming that (v_i, v_k) belongs to the solution, finding an optimum solution for the interval $[v_k, v_j]$, and adding the edge (v_i, v_j) .

$$D[i, j] = \min \begin{cases} \begin{cases} C[i + 1, \bar{j}] + 1 & \text{if } v_i \text{ is red} \\ \infty & \text{if } v_i \text{ is blue} \end{cases} & \text{if } (v_i, v_k) \in E \\ \min_{i+2 \leq k < j} \begin{cases} \infty & \text{if } v_k \text{ is blue and } (v_i, v_k) \notin E \\ \min\{D[\bar{i}, k] + C[k, \bar{j}], D[\bar{i}, \bar{k}] + C[\bar{k}, \bar{j}]\} + 1 & \text{if } v_k \text{ is red and } (v_i, v_k) \notin E \end{cases} & \text{if } (v_i, v_k) \notin E \end{cases} \quad (2)$$

Equations (3) and (4) show the base cases for $C[i, j]$, when the intervals consist of one or two vertices, and Equation (5) shows the base case for $D[i, j]$, when the intervals consist of three vertices.

$$C[i, i] = \begin{cases} 0 & \text{if } v_i \text{ is blue} \\ \infty & \text{if } v_i \text{ is red} \end{cases} \quad (3)$$

$$C[i, i + 1] = \begin{cases} 0 & \text{if } v_i \text{ and } v_{i+1} \text{ are blue} \\ \infty & \text{otherwise} \end{cases} \quad (4)$$

$$D[i, i + 2] = \begin{cases} 1 & \text{if } v_i \text{ and } v_{i+2} \text{ are red and } v_{i+1} \text{ is blue} \\ \infty & \text{otherwise} \end{cases} \quad (5)$$

The algorithm computes all tables in increasing order of the size of the intervals. Moreover, an extra table can be filled it out, as long as the recurrence is carried on, to store the optimum edge set of each interval. Note that $C[1, n]$ stores the size of the optimum solution for G , if it exists. The algorithm runs in $\mathcal{O}(n^3)$ time since there are $\mathcal{O}(n^2)$ intervals to explore and v_k is computed in linear time for each interval. \square

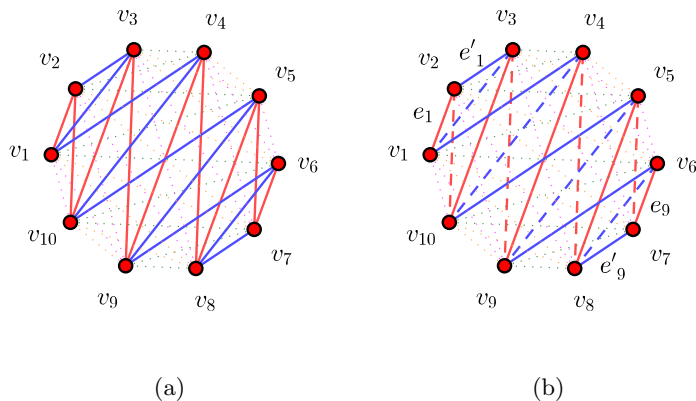


Figure 13: Decomposition of a complete graph into $n/2$ zig-zag paths. (a) P_1 in red, and P_2 in blue. (b) Two maximal matchings on each zig-zag path.

It is not hard to see that the previous algorithm also works for (not necessarily maximal) outerplane graphs when the new edges are added in the unbounded face. Notice that when we add exactly $|R(C_G)|/2$ edges to a graph G , they form a plane perfect matching between the red vertices of G .

While not all MOP's are topologically augmentable, it is straightforward to see that given a MOP G and a set of parity constraints C_G , it is always possible to add edges to G such that all but at most two parity constraints are satisfied. This can be done as follows: Since G is a MOP, it always has a vertex v_i of degree two. Thus, the edge (v_{i-1}, v_{i+1}) belongs to G . If we join v_i to all red vertices in G to which it is not adjacent, then all but at most two parity constraints are satisfied. When we insist to do the augmentation with a plane topological matching, then we can guarantee that the number of vertices not meeting their parity constraints is at most four.

Theorem 4.3. *Let $G = (V, E)$ be a MOP, and let C_G be a set of parity constraints. Then, there exists a plane topological matching M such that G and M are compatible and edge-disjoint, and $G \cup M$ meets all but at most four parity constraints.*

Proof. Suppose that $R(C_G) = V$. The geometric complete graph K_n , with n vertices placed in convex position, can be decomposed into $n/2$ zig-zag paths $P_1, \dots, P_{n/2}$ as follows: $P_1 = \{v_1, v_2, v_n, v_3, v_{n-1}, \dots\}$, $P_2 = \{v_2, v_3, v_1, v_4, v_n, \dots\}$, ..., $P_{n/2} = \{v_{n/2}, v_{n/2+1}, v_{n/2-1}, \dots\}$. That is to say, P_{i+1} is obtained by rotating the vertices of P_i one position to the right, as shown in Figure 13a.

We number the edges of each zig-zag path P_i from 1 to $n-1$, starting at the edge (v_i, v_{i+1}) . Observe that each path contains two maximal matchings, one of size $\frac{n}{2}$, given by the odd numbered edges (solid segments in Figure 13b), and the second of size $\frac{n}{2}-1$, given by the even numbered edges (dashed segments in Figure 13b). In total, K_n has n pairwise disjoint maximal matchings.

Since G has $n-3$ diagonals, there exists at least one matching, say M_i , such that none of its edges is a diagonal of G . If M_i is formed by odd (solid) edges, then there exist two edges on the boundary of the unbounded face of G in common with M_i , so $M_i \setminus E$ spans $n-4$ vertices of G . If M_i is formed by even (dashed) edges, then $M_i \cap E = \emptyset$ and M_i spans $n-2$ vertices of G since $|M_i| = \frac{n}{2}-1$. Notice that the edges of M_i can be drawn in the unbounded face of G without crossings, hence the theorem follows when $R(C_G) = V$.

It is straightforward to see that when $R(C_G) \subset V$, we can apply the same analysis on the subgraph induced by the red vertices to prove the theorem. \square

5 Conclusions

In this paper we have addressed the plane topological augmentation problem to meet parity constraints and we have proved that deciding if a plane topological graph is topologically augmentable is computationally hard, under several assumptions on the input graph, the vertices that must change their parities,

and the size of the augmentation. We have obtained analogous results for the plane geometric augmentation problem to meet parity constraints. We have also proved the hardness of some of these variants for plane geometric trees and paths. Table 1 summarizes these results.

For the family of MOPs, we have characterized the MOPs that are topologically augmentable to meet parity constraints, and we have given an $\mathcal{O}(n^3)$ time algorithm to augment them with the minimum number of edges, if that is the case. We have also shown that there is always a topological augmentation by a plane topological matching, satisfying all but at most four parity constraints.

Finally, we conclude this paper with the following conjecture about the complexity of deciding if a plane geometric tree is geometrically augmentable.

Conjecture 5.1. *Let $T = (V, E)$ be a plane geometric tree and let C_T be a set of parity constraints. Then, the problem of deciding if T is geometrically augmentable is \mathcal{NP} -complete.*

Acknowledgments

Alfredo García, Javier Tejel and Jorge Urrutia were supported by H2020-MSCA-RISE project 734922 - CONNECT. Research of Alfredo García and Javier Tejel was also supported by project MTM2015-63791-R (MINECO/FEDER) and by project Gobierno de Aragón E41-17R (FEDER). Research of Jorge Urrutia was also supported by UNAM project PAPIITIN102117. Research of Juan Carlos Catana was supported by Consejo Nacional de Ciencia y Tecnología, Mexico.

References

- [1] M. Abellanas, A. García, F. Hurtado, J. Tejel, and J. Urrutia. Augmenting the connectivity of geometric graphs. *Computational Geometry*, 40(3):220 – 230, 2008.
- [2] O. Aichholzer, L. Barba, T. Hackl, A. Pilz, and B. Vogtenhuber. Linear transformation distance for bichromatic matchings. *Computational Geometry*, 68:77 – 88, 2018.
- [3] O. Aichholzer, S. Bereg, A. Dumitrescu, A. García, C. Huemer, F. Hurtado, M. Kano, A. Márquez, D. Rappaport, S. Smorodinsky, D. Souvaine, J. Urrutia, and D. R. Wood. Compatible geometric matchings. *Computational Geometry*, 42(6):617 – 626, 2009.
- [4] O. Aichholzer, A. García, F. Hurtado Díaz, and J. Tejel. Compatible matchings in geometric graphs. In *Proc. XIV Spanish Meeting on Computational Geometry*, pages 145 – 148, 2011.
- [5] O. Aichholzer, T. Hackl, M. Hoffmann, A. Pilz, G. Rote, B. Speckmann, and B. Vogtenhuber. Plane graphs with parity constraints. *Graphs and Combinatorics*, 30(1):47 – 69, 2014.
- [6] H. A. Akitaya, R. Inkulu, T. L. Nichols, D. L. Souvaine, C. D. Tóth, and C. R. Winston. Minimum weight connectivity augmentation for planar straight-line graphs. *Theoretical Computer Science*, 789:50 – 63, 2019.
- [7] M. Al-Jubeh, M. Ishaque, K. Rédei, D. L. Souvaine, C. D. Tóth, and P. Valtr. Augmenting the edge connectivity of planar straight line graphs to three. *Algorithmica*, 61(4):971 – 999, 2011.
- [8] I. Aldana-Galván, J. Álvarez-Rebollar, J. Catana-Salazar, E. Solís-Villarreal, J. Urrutia, and C. Velarde. Planarity preserving augmentation of topological and geometric plane graphs to meet parity constraints. In *Proc. 29th Canadian Conference on Computational Geometry*, pages 107 – 112, 2017.
- [9] V. Alvarez. Parity-constrained triangulations with Steiner points. *Graphs and Combinatorics*, 31(1):35 – 57, 2015.
- [10] F. T. Boesch, C. Suffel, and R. Tindell. The spanning subgraphs of Eulerian graphs. *Journal of Graph Theory*, 1(1):79–84, 1977.
- [11] L. Cai and B. Yang. Parameterized complexity of even/odd subgraph problems. *Journal of Discrete Algorithms*, 9(3):231 – 240, 2011.

- [12] M. Cygan, D. Marx, M. Pilipczuk, M. Pilipczuk, and I. Schlotter. Parameterized complexity of eulerian deletion problems. *Algorithmica*, 68(1):41–61, 2014.
- [13] K. K. Dabrowski, P. A. Golovach, P. van 't Hof, and D. Paulusma. Editing to Eulerian graphs. *Journal of Computer and System Sciences*, 82(2):213 – 228, 2016.
- [14] C. Dong, J. Liu, and X. Zhang. Supereulerian digraphs with given diameter. *Applied Mathematics and Computation*, 329:5 – 13, 2018.
- [15] F. Dorn, H. Moser, R. Niedermeier, and M. Weller. Efficient algorithms for Eulerian extension and rural postman. *SIAM Journal on Discrete Mathematics*, 27(1):75 – 94, 2013.
- [16] J. Edmonds and E. L. Johnson. Matching, Euler tours and the Chinese postman. *Mathematical Programming*, 5:88 – 124, 1973.
- [17] K. P. Eswaran and R. E. Tarjan. Augmentation problems. *SIAM Journal on Computing*, 5:653 – 665, 1976.
- [18] A. Frank. *Connections in Combinatorial Optimization*. Oxford Lecture Ser. Math. Appl., vol 38. Oxford University Press, 2011.
- [19] A. García, C. Huemer, F. Hurtado, and J. Tejel. Compatible spanning trees. *Computational Geometry*, 47(5):563 – 584, 2014.
- [20] A. García, F. Hurtado, M. Korman, I. Matos, M. Saumell, R. I. Silveira, J. Tejel, and C. D. Tóth. Geometric biplane graphs II: Graph augmentation. *Graphs and Combinatorics*, 31(2):427–452, 2015.
- [21] F. Hurtado and C. D. Tóth. Plane geometric graph augmentation: A generic perspective. In J. Pach, editor, *Thirty Essays on Geometric Graph Theory*, pages 327 – 354. Springer, New York, 2013.
- [22] M. Ishaque, D. L. Souvaine, and C. D. Tóth. Disjoint compatible geometric matchings. *Discrete & Computational Geometry*, 49(1):89–131, 2013.
- [23] G. Kant and H. L. Bodlaender. Planar graph augmentation problems. In F. Dehne, J.-R. Sack, and N. Santoro, editors, *Algorithms and Data Structures, WADS 1991. Lecture Notes in Computer Science*, volume 519, pages 286 – 298. Springer, Berlin, 1991.
- [24] G. Kortsarz and Z. Nutov. A simplified 1.5-approximation algorithm for augmenting edge-connectivity of a graph from 1 to 2. *ACM Trans. Algorithms*, 12(2):23:1–23:20, 2016.
- [25] E. Kranakis, D. Krizanc, O. M. Ponce, and L. Stacho. Bounded length, 2-edge augmentation of geometric planar graphs. *Discrete Mathematics, Algorithms and Applications*, 4(3), 2012.
- [26] D. Lichtenstein. Planar formulae and their uses. *SIAM Journal on Computing*, 11(2):329 – 343, 1982.
- [27] J. Plesník. Minimum block containing a given graph. *Arch. Math.*, 27(6):668 – 672, 1976.
- [28] I. Rutter and A. Wolff. Augmenting the connectivity of planar and geometric graphs. *Journal of Graph Algorithms and Applications*, 16(2):599 – 628, 2012.
- [29] C. D. Tóth. Connectivity augmentation in planar straight line graphs. *European Journal of Combinatorics*, 33(3):408 – 425, 2012.
- [30] W. T. Tutte. How to draw a graph. *Proceedings of the London Mathematical Society*, s3-13:743 – 767, 1963.
- [31] L. Végh. Augmenting undirected node-connectivity by one. *SIAM Journal Discrete Mathematics*, 25(2):695 – 718, 2011.
- [32] B. Zhang and J. Peng. Euler index in uncertain graph. *Applied Mathematics and Computation*, 218(20):10279 – 10288, 2012.