

# Fixing E-field divergence in strongly nonlinear wakefields in homogeneous plasma

Lars Reichwein,\* Johannes Thomas, and Alexander Pukhov

*Institut für Theoretische Physik I, Heinrich-Heine-Universität Düsseldorf D-40225 Düsseldorf, Germany*

Anton Golovanov and Igor Yu. Kostyukov

*Lobachevsky State University of Nizhny Novgorod, 603950 Nizhny Novgorod, Russia and*

*Institute of Applied Physics RAS, 603950 Nizhny Novgorod, Russia*

(Dated: July 22, 2020)

Available analytical wakefield models for the bubble and the blow-out regime of electron-plasma acceleration perfectly describe important features like shape, fields, trapping ratio, achievable energy, energy distribution and radial emittance. As we show, for wakefields with an extremely small amplitude these models fail to describe the accelerating electric field and its divergence in the wakefield rear. Since prominent parameter regimes like the Trojan horse regime of photocathode injection exhibit this feature, it is of great importance to work out analytical models that fix this problem; one possible model is introduced in this work. Using a phenomenological theory, we are able to better describe the divergence of the electric field and the bubble shape.

## I. INTRODUCTION

Plasma is an ionized medium that supports electric fields that are several orders of magnitude higher than those in traditional solid-state accelerating structures (metal, warm or superconducting). The accelerating field in plasmas can be excited either by an intense laser pulse with wavelength  $\lambda_L$ , duration  $\tau$  and focal spot size  $R$  [5], or by a charged particle beam with length  $\sigma_z$ , radius  $\sigma_r$  and density  $n_b$  [6, 7].

In plasmas with homogeneous density  $n_p$ , the wakefield breaks as soon as the laser pulse intensity reaches a certain threshold value and the normalized laser amplitude  $a_0 > 1$ . If  $a_0 > 4$ ,  $\lambda_p > R > 2\lambda_L$  and if the laser pulse perfectly fits into the first half of the plasma period, a solitary electronic cavity, called the bubble, is formed [3, 4, 8–10]. It is a nearly spherical region with uniform accelerating fields that propagates with almost the speed of light  $c$  [11]. In homogeneous plasma, it traps background electrons at its tail and accelerates them to high energies. The major features that characterize the bubble regime are the quasi-monoenergetic spectrum of the accelerated electrons and the quasi-static laser pulse which propagates many Rayleigh lengths in homogeneous plasma without significant diffraction.

If the wakefield is excited by a thin  $\sigma_z \approx \sqrt{2}k_p^{-1} \gg \sigma_r$  and dense  $n_b > n_p$  charged particle beam, a spherical ion column, the so-called blow-out, is created. It is a structure similar to the laser driven bubble with a comparable accelerating field  $E^+$  in its rear part. An important parameter for the energy gain of trapped electrons is the transformer ratio  $T = E^+/E^-$ . It describes the maximum energy gain of the witness bunch at simultaneous energy loss of the driver beam in its peak decelerating field  $E^-$  [9, 12, 13]. If the total charge of the witness beam exceeds a certain threshold, the plasma cavity structure both in the bubble and blow-out regime is reshaped and the effective accelerating field is modified.

This in turn affects final beam properties like maximum energy, energy spread, total charge, transverse emittance, the spatial extension in length and width, but also general acceleration parameters like the transformer ratio [2, 10, 14–18]. To optimize all characteristic witness-beam parameters, an effective loading technique is necessary.

A promising method to control beam loading is the ionization injection technique. This method produces witness electron beams with sub-fs temporal duration, a very high peak current (several kA), energy spreads well below 1% for beams with energies in the multi-GeV range and an excellent transverse emittance (tens of nm rad) [13, 19–23]. The ionization injection requires a small amount of higher-Z gas, added to the gas used for acceleration [24, 25]. The ionization process starts as soon as the local field strength exceeds the ionization threshold. Therefore it can be triggered by the laser pulse exciting the wakefield [20, 26, 27], by the wakefield itself [28], by transversely colliding laser pulses [29, 30], or by a second, trailing, laser pulse. In the latter case, wakefield excitation and ionization are independent processes, which allows a precise manipulation of the phase space distribution of trapped electrons and thus a generation of ultra-low emittance electron beams [31–37, 40]. If the driving laser pulse is replaced by a short electron beam, the Trojan horse regime (THWFA) of underdense photocathode plasma wakefield acceleration (PWFA) is reached [38, 39]. It is best suited for decoupling the electron bunch generation process from the excitation of the accelerating plasma cavity. Since the blow-out structure is largely immune to shot-to-shot driver bunch characteristics variations, the acceleration process can be controlled via plasma density modulations, while the charge of the witness bunch can be tuned by the release laser intensity. The combination of the non-relativistic intensities required for tunnel ionization ( $10^{14}$  W/cm<sup>2</sup>), a localized release volume as small as the laser focus, the

greatly minimized transverse momenta, and the rapid acceleration leads to dense phase space packets. In homogeneous plasma they can have ultra-low normalized transverse emittance of the order of nm rad and a minimal energy spread in the 0.1% range. Achieved electron energies after acceleration in the bubble or blow-out regime are in the range of 1 GeV to 8 GeV [13, 41–47, 54], while simulations and planned experiments aim for the generation of 10 GeV beams in a single acceleration stage [21, 48–51].

In the following section, we first recap fields and forces in the bubble for various plasma configurations and bubble shapes—including small amplitude wakefields similar to those known from Trojan horse regime. Afterwards, in section III, we present an analytical model for small amplitude wakefields, beginning with an approximation of the electron layer. Already available theoretical bubble models for THWFA lose their applicability towards the bubble back, since there the electric field exhibits a divergence. We derive field approximations for homogeneous plasma, introducing an artificial trick to model the field divergence at the bubble back phenomenologically.

## II. THEORETICAL MODEL: FORCES

In the following we derive the radial and longitudinal force components acting on a test electron moving inside the bubble for various cases regarding plasma density and bubble shape. Throughout the derivation we use normalized units, where time is normalized to the inverse plasma frequency  $\omega_p^{-1} = \sqrt{4\pi e^2 n_e / m_e}^{-1}$ , lengths to  $k_p^{-1} = c/\omega_p$ , kinetic momenta to  $m_e c$ , energies to  $m_e c^2$ , fields to  $m_e c \omega_p / e$ , charges to the elementary charge  $e$ , masses to the electron's rest mass  $m_e$  and potentials to  $m_e c^2 / e$ . Throughout the simulations, we use the plasma wavelength of  $\lambda_p = 200 \mu\text{m}$ .

Starting point for all of the following calculations is the quasi-static wakefield potential [11], which is generally given as

$$\Psi = A_z - \varphi. \quad (1)$$

As the bubble is moving with velocity  $V_0$  close to the speed of light, we express all functions in dependence of the coordinate  $\xi = z - t$ . In this co-moving frame with cylindrical symmetry and distance to the symmetry axis  $r$ , the magnetic and electric field are

$$\mathbf{B} = \nabla \times \mathbf{A} = \left( \frac{\partial A_r}{\partial \xi} - \frac{\partial A_z}{\partial r} \right) \hat{e}_\varphi, \quad (2)$$

$$\mathbf{E} = \nabla \Psi - \hat{e}_z \times \mathbf{B}. \quad (3)$$

The written-out electric field components are connected to the wakefield potential via

$$E_z = \frac{\partial \Psi}{\partial \xi}, \quad E_r = \frac{\partial \Psi}{\partial r} + B_\varphi. \quad (4)$$

In general, the corresponding force components become

$$F_z = -E_z - \frac{p_r}{\gamma} B_\varphi, \quad (5)$$

$$F_r = -\frac{\partial \Psi}{\partial r} - \left( 1 - \frac{p_z}{\gamma} \right) B_\varphi, \quad (6)$$

where  $\gamma = \sqrt{1 + |\mathbf{p}|^2}$  and  $\mathbf{p}$  is the electron's kinetic momentum.

For the sake of generality, we consider an arbitrary radial plasma profile  $\rho(r)$  and follow the models of [1, 53] for the definition of the wakefield potential in the bubble or blow-out regime in dependence on the coordinates  $\xi$  and  $r$ :

$$\Psi(\xi, r) = \int_0^r \frac{S_I(r')}{r'} dr' + \Psi_0(\xi). \quad (7)$$

Here,

$$S_I(x) = \int_0^x \rho(r) r dr > 0 \quad (8)$$

is the integral source, and

$$\Psi_0(\xi) = - \int_0^{r_b} \frac{S_I(r)}{r} dr - \frac{S_{I,b} \beta(r_b)}{2}. \quad (9)$$

From now on, we use  $S_{I,b}$  as a shorthand notation for  $S_I(r_b)$ . The parameter  $\beta$  is in turn defined as

$$\beta(r_b) = 2 \int_0^\infty \frac{\epsilon dx}{1 + \epsilon x} \frac{F_0(x) + \epsilon F_1(x)}{1 + \epsilon F_1(0)}, \quad (10)$$

where  $r_b(\xi)$  is the bubble radius,  $\epsilon = \frac{\Delta}{r_b}$  is the relative sheath width and

$$F_n(x) = \int_x^\infty y^n g(y) dy \quad (11)$$

is the generalized moment of the function  $g(y)$  which describes the the shape of the electron sheath at the bubble's boundary, and  $F_0(0) = 1$  is assumed.

### A. Arbitrary plasma

For a plasma with arbitrary radial density profile  $\rho(r)$ , we have the integral source (8) and the field components are

$$E_z = - \left( \frac{S_{I,b}}{r_b} + \frac{S_{I,b} \beta'(r_b)}{2} + \frac{\rho(r_b) \beta(r_b) r_b}{2} \right) r'_b, \quad (12)$$

$$B_\varphi(\xi, r) = -\frac{r}{2} \frac{\partial E_z}{\partial \xi} - \Lambda(r, \xi), \quad (13)$$

$$E_r = \frac{\partial \Psi}{\partial r} + B_\varphi = \frac{S_I(r)}{r} + B_\varphi. \quad (14)$$

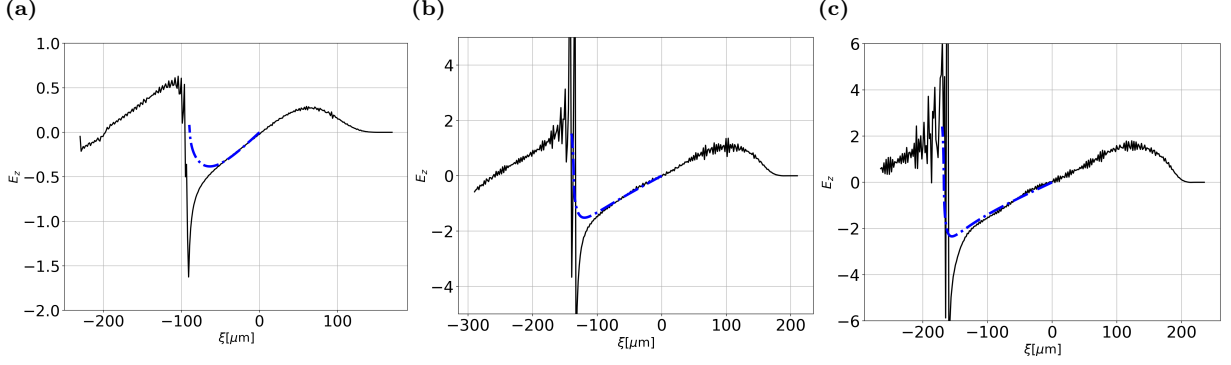


Figure 1:  $E_z$ -field in dependence of the longitudinal coordinate  $\xi$  from PIC simulations introduced in Fig. 3 (black lines). The analytical model without repair function from Eq. (12) (blue dashed lines) describes the fields well in the bubble mid, but not towards its back, in the region around  $\xi \leq -100 \mu\text{m}$ .

With the integral current density

$$\Lambda(r, \xi) = -\frac{1}{r} \int_0^r J_z(\xi, r') r' dr' \quad (15)$$

this leads to the following force components in the transverse and longitudinal directions:

$$F_z = -E_z - \frac{p_r}{\gamma} B_\varphi, \quad (16)$$

$$F_r = -\frac{S_I(r)}{r} - \left(1 - \frac{p_z}{\gamma}\right) B_\varphi. \quad (17)$$

### B. Homogeneous plasma

In the case of a homogeneous ( $\rho(r) = 1$ ,  $S_I(r) = r^2/2$ ) plasma, the components of the electric field exhibit the form

$$E_r = \frac{r}{2} + B_\varphi, \quad (18)$$

$$E_z = -\frac{r_b r'_b}{2} \left(1 + \beta(r_b) + \frac{r_b \beta'(r_b)}{2}\right), \quad (19)$$

leading to

$$F_z = \frac{r_b r'_b}{2} \left(1 + \beta(r_b) + \frac{r_b \beta'(r_b)}{2}\right) + \frac{p_r}{\gamma} B_\varphi, \quad (20)$$

$$F_r = -\frac{r}{2} - \left(1 - \frac{p_z}{\gamma}\right) B_\varphi. \quad (21)$$

### C. Homogeneous plasma and spherical bubble with thin sheath

If the bubble, in addition, exhibits a spherical shape, we still have  $\rho(r) = 1$  and  $S_I(r) = r^2/2$ , but now set  $r_b = \sqrt{R^2 - \xi^2}$  with  $r'_b = -\frac{\xi}{r_b}$ . If we further assume that

$\beta = \beta' = 0$ , the electric and magnetic field components reduce to the well known form

$$E_z = \frac{\xi}{2}, \quad B_\varphi = -\frac{r}{4} - \Lambda(r, \xi), \quad E_r = \frac{r}{4} - \Lambda(r, \xi). \quad (22)$$

In this case, the accelerating and focusing forces are

$$F_z = -\frac{\xi}{2} + \frac{r p_r}{4\gamma} + \frac{p_r}{\gamma} \Lambda(r, \xi), \quad (23)$$

$$F_r = -\frac{r}{4} \left(1 + \frac{p_z}{\gamma}\right) - \frac{1}{2\gamma^2} \Lambda(r, \xi). \quad (24)$$

Since the particles undergo fast betatron oscillations, we can assume that  $\langle r p_r \rangle = 0$  and since  $p_z \approx \gamma$  after sufficient acceleration, the terms above can be simplified to

$$F_z \approx -\frac{\xi}{2}, \quad F_r \approx -\frac{r}{2} \quad (25)$$

for trapped electrons. These forces are already known from simple models (compare e.g. [11, 52, 55]). They do, however, require a lot of restrictions regarding the current distribution in the electron sheath, the bubble shape, the bubble symmetry, and the background plasma density profile.

### D. Homogeneous plasma and stretched bubble with thin sheath

Leaving some of the restrictions mentioned above behind, we lastly want to consider the more general case of a stretched bubble with small amplitude  $R \ll \lambda_p$  as it can be found in [39]. If we generalize the bubble radius  $r_b = R\sqrt{1 - (\xi/b)^2}$ ,  $b > R$  to describe a stretched bubble shape, the electric field component in  $\xi$ -direction becomes  $E_z = a\xi$  with  $a \in (0, \frac{1}{2})$ . If we stay in the thin-sheath approximation  $\beta = \beta' = 0$ , we get

$$B_\varphi = -\frac{r}{2} a - \Lambda(r, \xi), \quad E_r = \frac{r}{2} (1 - a) - \Lambda(r, \xi). \quad (26)$$

The resulting force components are

$$F_z = -a\xi + \frac{rp_r}{2\gamma}a + \frac{p_r}{\gamma}\Lambda(r, \xi), \quad (27)$$

$$F_r = -\frac{r}{2} \left( 1 - a + a\frac{p_z}{\gamma} \right) - \frac{1}{2\gamma^2}\Lambda(r, \xi). \quad (28)$$

Similarly to the previous case, we still can assume that  $\langle rp_r \rangle = 0$  and  $p_z \approx \gamma$ , thus

$$F_z \approx -a\xi, \quad F_r \approx -\frac{r}{2}. \quad (29)$$

This shows that the elongation of the wakefield does not change the focusing force, as long as the electrons are already trapped and fulfill the conditions of performing betatron oscillation and having high energy. The accelerating force, however, is dependent on the bubble elongation, as can be seen by the factor  $a$  in the equation above.

In the following section we derive the connection between the bubble elongation  $b$  and the field modulation factor  $a$ .

### III. THEORETICAL MODEL: ELECTRON SHEATH

In this section we first find an analytical approximation to the ODE that describes the electron sheath approximation function  $r_b$ . Afterwards, we take a look into field approximations for homogeneous plasma.

#### A. General electron layer approximation

In general, we solve the ODE [1]

$$A(r_b)r_b'' + B(r_b)(r_b')^2 + C(r_b) = \frac{\Lambda(r_b(\xi), \xi)}{r_b} \quad (30)$$

to find the electron sheath approximation function  $r_b$ . Here, the coefficient functions are

$$A(r_b) = 1 + \frac{S_{I,b}}{2} + \left( \frac{\rho(r_b)r_b^2}{4} + \frac{S_{I,b}}{2} \right) \beta + \frac{S_{I,b}r_b}{4} \beta', \quad (31)$$

$$B(r_b) = \frac{\rho(r_b)r_b}{2} + [3\rho(r_b)r_b + \rho'(r_b)r_b^2] \frac{\beta}{4} + [S_{I,b} + \rho(r_b)r_b^2] \frac{\beta'}{2} + S_{I,b}r_b \frac{\beta''}{4}, \quad (32)$$

$$C(r_b) = \frac{S_{I,b}}{2r_b} \left[ 1 + \left( 1 + \frac{S_{I,b}\beta}{2} \right)^{-2} \right]. \quad (33)$$

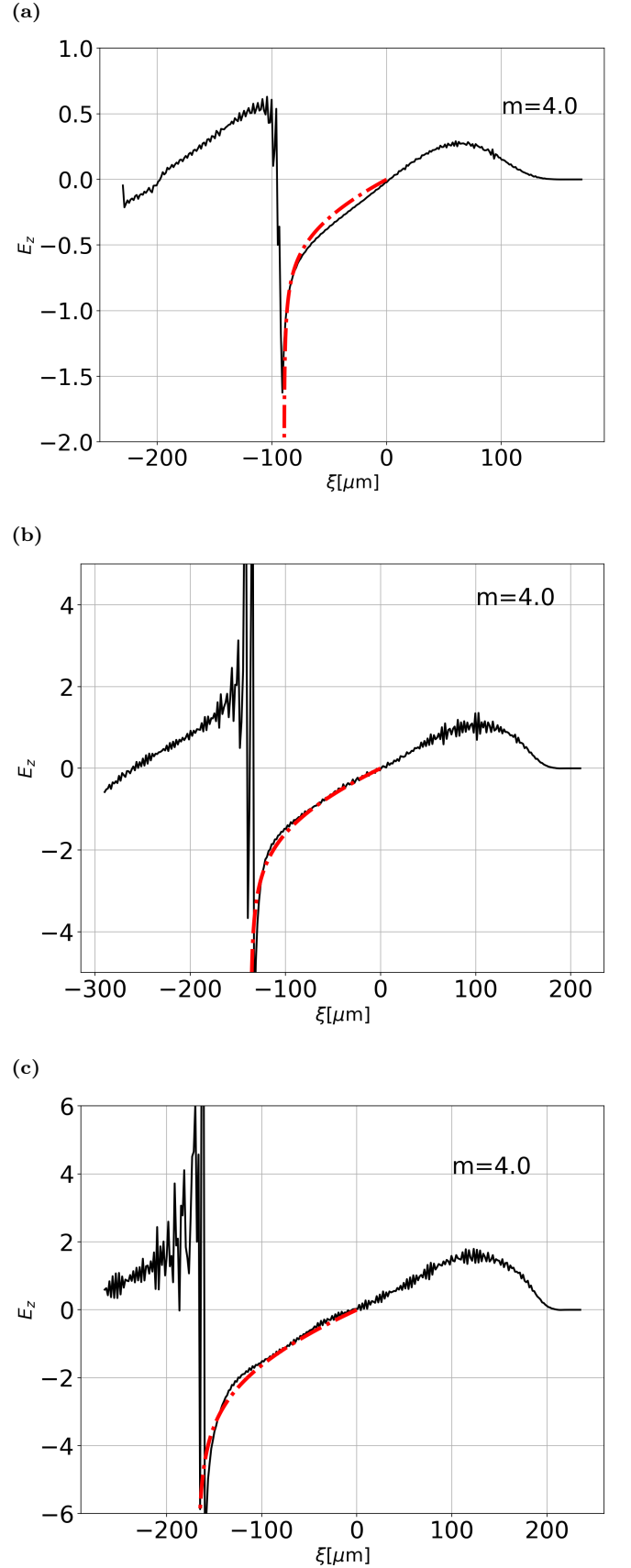


Figure 2:  $E_z$ -field of the bubble in dependence of the longitudinal coordinate  $\xi$  (black lines). The analytical model with repair function (red dashed lines) is able to describe the fields well in the bubble mid and even towards its back, in the region around  $\xi \leq -100 \mu\text{m}$ .

If  $\Delta \ll r_b$  and  $\Delta \gg 2r_b/S_{I,b}$ , these functions can be simplified dramatically, so that

$$A(r_b) \approx \frac{S_{I,b}}{2}, \quad B(r_b) \approx \frac{\rho r_b}{2}, \quad (34)$$

$$C(r_b) \approx \frac{S_{I,b}}{2r_b}, \quad \Lambda(\xi) = \Lambda(r_b(\xi), \xi) \quad (35)$$

for usual bubbles with rather large radii in the range of one plasma wavelength ( $\lambda_p = 2\pi k_p^{-1}$ ). Unfortunately, this approximation is not valid for cases similar to the Trojan Horse regime [38], where the radius is in the order of  $0.25\lambda_p \approx 1.5k_p^{-1}$  and thus  $S_{I,b}/2$  is in the order of unity. To compensate this circumstance, we modify the coefficient functions phenomenologically to

$$A(r_b) \approx 1 + \frac{S_{I,b}}{2}, \quad B(r_b) \approx \frac{\rho r_b}{2}, \quad (36)$$

$$C(r_b) \approx \frac{S_{I,b}}{2r_b}, \quad \Lambda(\xi) = \Lambda(r_b(\xi), \xi). \quad (37)$$

An analytical approximation to the ODE solution can be found for non-loaded ( $\Lambda = 0$ ) bubbles and small  $|\xi|$  near the bubble center (also compare [2]). Here,

$$r_b \approx R, \quad r'_b \approx 0, \quad r''_b \approx -\frac{C}{A} \approx -\frac{S_{I,b}}{(2 + S_{I,b})R}, \quad (38)$$

and

$$S_{I,b} = \frac{R^2}{2} \quad (39)$$

for homogeneous plasma, so that

$$r_b \approx R - \frac{1}{1 + 4R^{-2}} \frac{\xi^2}{2R}. \quad (40)$$

Comparing the solutions to Eqs. (31)-(33) with the PIC results would show that they coincide with the simulations. The analytical expression would be sufficient near the bubble middle but could not describe the bubble back.

As we can see in Fig. 3, the correct choice of  $\Delta$  and  $R$  leads to a perfect fit of the bubble border. The electric field in the separatrix however is not described well using this ansatz (compare Fig. 1). This is due to the fact that  $E_z$  is proportional to  $r'_b$ , but  $r'_b$  is very flat. The strong field in the separatrix leads to these problems of description. This is why we introduce a new methodology in order to fix this effect.

### B. Field modulation near bubble back for homogeneous plasma

If we stay within the thin sheath approximation, it is sufficient to use the simplified expression

$$E_z = -S_{I,b} \frac{r'_b}{r_b}, \quad (41)$$

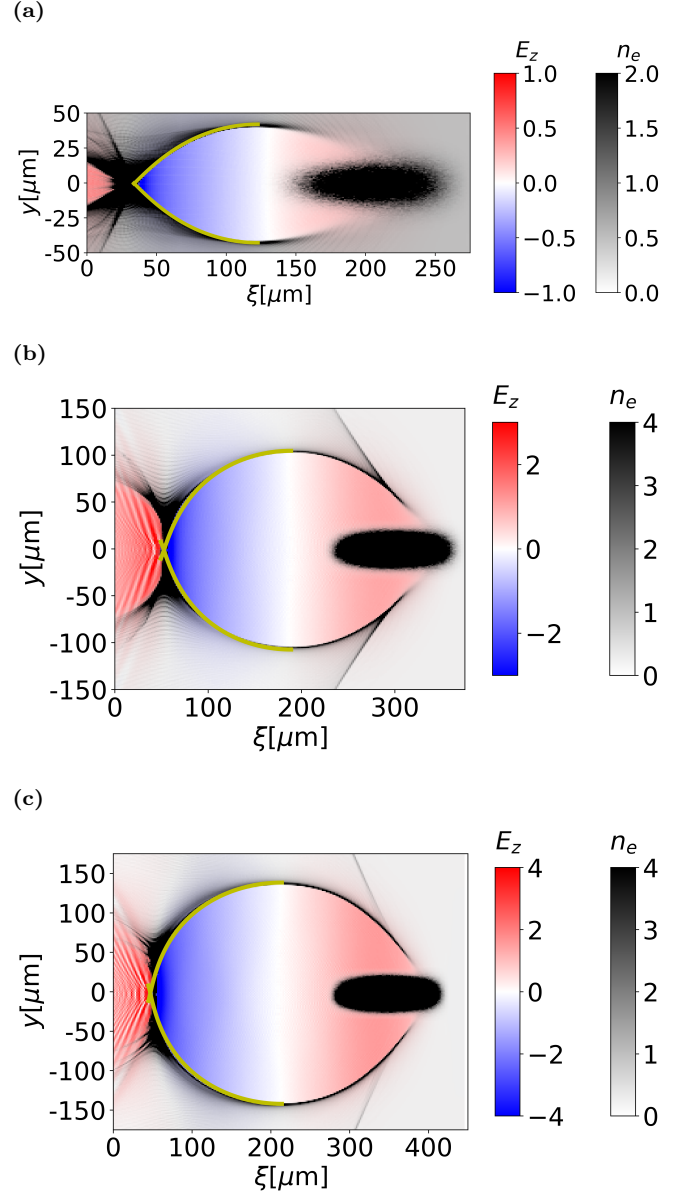


Figure 3: PIC simulation of a bubble in homogeneous plasma, driven by a 1 GeV bi-Gaussian electron driver with peak density  $|\rho_e| = 3$  in (3a),  $|\rho_e| = 24$  in (3b) and  $|\rho_e| = 48$  in (3c). Shown are electric field in  $\xi$ -direction and electron density  $n_e$ . The overlay in yellow shows the good agreement of the analytical model for the electron sheath approximation with the simulations. The plasma wavelength for the simulations is  $\lambda_p = 200 \mu\text{m}$ .

for the longitudinal electric field inside the bubble. If we approximate  $E_z$  by its lowest order for small  $\xi$  in homogeneous plasmas we see that

$$E_z \approx E_0 \xi, \quad (42)$$

where

$$E_0 = \frac{1}{2 + 8R^{-2}}. \quad (43)$$

In this form  $|dE_z/d\xi|$  can't exceed  $1/2$ , which is the upper limit for very large ( $R \gg 1$ ) bubbles. In the same way,  $|dE_z/d\xi|$  is limited by zero, which is the lower limit for very small amplitude ( $R \ll 1$ ) bubbles.

If we compare  $E_z$  from Eq. (12) to the actual form from PIC simulations in Fig. 1 for homogeneous plasma we see that Eq. (12) does not describe the progression correctly in the rear bubble back. However, the model is in quite good accordance near the bubble mid. The most likely reason for this deviation is the fact that the predicted bubble radius  $r_b$  does not decrease strongly enough and that at the bubble rear part so far ignored electron currents become important for the field configuration.

To incorporate the behavior of the  $E_z$ -field near the bubble stern, we assume that the field diverges at  $L = \xi(r_b = 0)$ . The magnitude of the divergence cannot be reproduced from the current bubble model so we search for a function  $f(\xi)$  that bears the divergence but does not change  $E_z$  near the bubble mid. A good choice for such a function is

$$f(\xi) = \left( \frac{L}{L - \xi} \right)^{1/m} = \frac{1}{\sqrt[m]{1 - \frac{\xi}{L}}} \quad (44)$$

which has the desired features

$$\lim_{\xi \rightarrow L} f(\xi) = \infty, \quad f(\xi \approx 0) \approx 1. \quad (45)$$

Since  $E_z$  from (42) is acceptable in a whole range near the bubble mid, we should choose a parameter  $m > 1$  to reduce the influence of  $f(\xi)$  on  $E_z$  for too small  $\xi$ . A rather rough fit to PIC simulations shown in Fig. 2 yields  $m \in [3, 4]$  being a good choice. Finally, the quasi-analytical longitudinal electrical field in a stretched bubble is

$$E_z = \frac{E_0 \xi}{\sqrt[m]{1 - \frac{\xi}{L}}}. \quad (46)$$

If we follow the argumentation of section II B, we get

$$B_\varphi = -\frac{r}{2} \cdot \frac{E_0 (4L - 3\xi)}{4L \sqrt[m]{1 - \frac{\xi}{L}}}, \quad (47)$$

$$E_r = \frac{r}{2} \left( 1 - \frac{E_0 (4L - 3\xi)}{4L \sqrt[m]{1 - \frac{\xi}{L}}} \right), \quad (48)$$

$$F_z \approx -\frac{E_0 \xi}{\sqrt[m]{1 - \frac{\xi}{L}}}, \quad (49)$$

$$F_r = -\frac{r}{2} + \left( 1 - \frac{p_z}{\gamma} \right) \frac{E_0 (4L - 3\xi)}{4L \sqrt[m]{1 - \frac{\xi}{L}}}. \quad (50)$$

## IV. CONCLUSION

Current analytical models of the bubble or blow-out regime of plasma wakefield—while being very successful at describing the boundary of the bubble—fail to describe the divergence of the accelerating electric field at the wakefield rear in the bubble for extremely small amplitude wakefields which are relevant for Trojan horse injection regime of PWFA. In this paper, we have derived a phenomenological theory that fixes this problem using a repair function. The repair function was chosen to correspond to the results of PIC simulations for bubbles of different size in the case of homogeneous plasmas. This model can be used to study the acceleration of electrons in physically correct accelerating and focusing fields. However, the model does not consider the effect of beam loading on the distribution of the electric fields. Also, while available analytical models are applicable to plasmas with arbitrary radial density distributions, it is unclear whether the proposed repair function will hold cases of inhomogeneous radial profiles. Further research is required to investigate these problems.

This work has been supported in parts by DFG (project PU 213/6-1) by BMBF (project 05K16PFB), by the Russian Science Foundation (project No. 18-11-00210, A.G. and I.Yu.K.), and the Russian Foundation for Basic Research (projects No. 20-52-50013 and 20-02-00691).

---

\* Electronic address: lars.reichwein@hhu.de

- [1] J. Thomas, I. Yu. Kostyukov, J. Pronold, A. Golovanov, and A. Pukhov, *Non-linear theory of a cavitated plasma wake in a plasma channel for special applications and control*, Phys. Plasmas **23**, 053108 (2016)
- [2] A. A. Golovanov, I. Yu. Kostyukov, J. Thomas and A. Pukhov, *Beam loading in the bubble regime in plasmas with hollow channels*, Phys. Plasmas **23**, 093114 (2016)
- [3] A. Pukhov and J. Meyer-ter-Vehn, *Laser wake field acceleration: The highly non-linear broken-wave regime*, Appl. Phys. B **74**, 355 (2002)
- [4] O. Jansen, T. Tückmantel, and A. Pukhov, *Scaling electron acceleration in the bubble regime for upcoming lasers*, Eur. Phys. J Special Topics, **223**, 1017-1030 (2014).
- [5] T. Tajima and J. M. Dawson, *Laser Electron Accelerator*, Phys. Rev. Lett. **43**, 267-270 (1979).
- [6] P. Chen, J. M. Dawson, R. W. Huff, and T. Katsouleas, *Acceleration of Electrons by the Interaction of a Bunched Electron Beam with a Plasma*, Phys. Rev. Lett. **54**, 693 (1985).
- [7] J. B. Rosenzweig, D. B. Cline, B. Cole, H. Figueroa, W. Gai, R. Konecny, J. Norem, P. Schoessow, and J. Simpson, *Experimental observation of plasma wake field acceleration*, Phys. Rev. Lett. **61**, 98 (1988).
- [8] A. Pukhov and S. Gordienko, *Bubble regime of wake field acceleration: similarity theory and optical scalings*, Phil. Trans. R. Soc. A **364**, 623-633 (2006)

- [9] W. Lu, C. Huang, M. Zhou, M. Tzoufras, F. S. Tsung, W. B. Mori, and T. Katsouleas, *A nonlinear theory for multi-dimensional relativistic plasma wave wakefields*, Phys. Plasmas **13**, 056709 (2006)
- [10] W. Lu, M. Tzoufras, C. Joshi, F. Tsung, W. Mori, J. Vieira, R. Fonseca, and L. Silva, *Generating multi-GeV electron bunches using single stage laser wf acc. in a 3D nonlin. Regime*, Phys. Rev. ST Accel. Beams **10**, 061301 (2007)
- [11] I. Yu. Kostyukov, A. Pukhov, and S. Kiselev, *Phenomenological theory of laser-plasma interaction in the "bubble" regime*, Physics of Plasmas **11** (11), 5256-5264 (2004).
- [12] M. Hogan, C. Barnes, C. Clayton, F. Decker, S. Deng, P. Emma, C. Huang, R. Iverson, D. Johnson, C. Joshi, T. Katsouleas, P. Krejcik, W. Lu, K. Marsh, W. Mori, P. Muggli, C. O'Connell, E. Oz, R. H. Siemann, and D. Walz, *Multi-GeV Energy Gain in a Plasma-Wakefield Accelerator* Phys. Rev. Lett. **95**, 054802 (2005).
- [13] S. Huang, S.y. Zhou, F. Li, Y. Wan, Y. P. Wu, J. F. Hua, C. H. Pai, W. Lu, Z. Wang, H. X. Deng, B. Liu, D. Wang, Z. T. Zhao, W. M. An, X. L. Xu, C. Joshi, and W. B. Mori, *Study of High Transformer Ratio Plasma Wakefield Acceleration for Accelerator Parameters of SXFEL Facility at SINAP Using 3D PIC Simulations*, Proc. IPAC, 1734 - 1736 (2017)
- [14] S. Gordienko and A. Pukhov, *Scalings for ultrarelativistic laser plasmas and quasimonoenergetic electrons*, Physics of Plasmas **12**(4), 043109 (2005)
- [15] M. Tzoufras, W. Lu, F. S. Tsung, C. Huang, W. B. Mori, T. Katsouleas, J. Vieira, R. A. Fonseca, and O. L. Silva, *Beam Loading in the Nonlinear Regime of Plasma-Based Acceleration*, Phys. Rev. Lett. **101**, 145002 (2008)
- [16] M. Tzoufras, W. Lu, F. S. Tsung, C. Huang, W. B. Mori, T. Katsouleas, J. Vieira, R. A. Fonseca, and O. L. Silva, *Beam loading by electrons in nonlinear plasma wakes*, Phys. Plasmas **16**, 056705 (2009)
- [17] N. Vafaei-Najafabadi, K. A. Marsh, C. E- Clayton, W. An, W. B. Mori, C. Joshi, W. Lu, E. Adli, S. Corde, M. Litos, S. Li, S. Gessner, J. Frederico, A. S. Fisher, Z. Wu, D. Walz, R. J. England, J. P. Delahaye, C. I. Clarke, M. J. Hogan, and P. Muggli, *Beam Loading by Distributed Injection of Electrons in a Plasma Wakefield Accelerator*, Phys. Rev. Lett. **112**, 025001 (2014)
- [18] J. Couperus, R. Pausch, A. Köhler, O. Zarini, J. Krämer, M. Garten, A. Huebl, R. Gebhardt, U. Helbig, S. Bock, K. Zeil, A. Debus, M. Bussmann, U. Schramm, and A. Irman, *Demonstration of a beam loaded nanocoulombclass laser wakefield accelerator*, Nat. Com. **8**, 487 (2017)
- [19] P. Baxevanis, M J. Hogan, Z. Huang, M. Litos, B. O'Shea, T. O. Raubenheimer, J. C. Frisch, G. White, X. L. Xu and W. Mori, *Operation and applications of a plasma wakefield accelerator based on the density down-ramp injection technique*, AIP Conf. Proc. **1812**, 100013 (2017)
- [20] J. Wang, J. Feng, C. Zhu, Y. Li, Y. He, D. Li, J. Tan, J. Ma, and L. Chen, *Small energy spread electron beams from laser wakefield acceleration by self-evolved ionization injection*, Plasma Phys. Control. Fusion **60**, 034004 (2018)
- [21] A. Gonsalves, B. Pollock and W. Lu, *Summary report of working group 1: Laser-plasma wakefield acceleration*, AIP Conf. Proc. **1812**, 030001 (2017)
- [22] A. M. de la Ossa, Z. Hu, M. J. V. Streeter, T. J. Mehrling, O. Kononenko, B. Sheeran, and J. Osterhoff, *Optimizing density down-ramp injection for beam-driven plasma wakefield accelerators*, Phys. Rev. Accel. Beams **20**, 091301 (2017)
- [23] M. P. Tooley, B. Ersfeld, S. R. Yoffe, A. Noble, E. Brunetti, Z. M. Sheng, M. R. Islam, and D. A. Jaroszynski, *Towards Attosecond High-Energy Electron Bunches: Controlling Self-Injection in Laser-Wakefield Accelerators Through Plasma-Density Modulation*, Phys. Rev. Lett. **119**, 044801 (2017)
- [24] A. Pak, K. A. Marsh, S. F. Martins, W. Lu, W. B. Mori, and C. Joshi, *Injection and Trapping of Tunnel-Ionized Electrons into Laser-Produced Wakes*, Phys. Rev. Lett. **104**, 025003 (2010)
- [25] S. Tochitsky, F. Fiuza, and C. Joshi, *Prospects and directions of CO2 laser-driven accelerators*, AIP Conf. Proc. **1777**, 020005 (2016)
- [26] P. Lee, G. Maynard, T. L. Audet, and B. Cros, *Optimization of laser-plasma injector via beam loading effects using ionization-induced injection*, arXiv:1711.01613v1 (2017)
- [27] C. Joshi, *Laser-Driven Plasma Accelerators Operating in the Self-Guided, Blowout Regime*, IEEE Trans. Plas. Sci. **45**, 12 (2017)
- [28] A. M. de la Ossa, Z. Hu, M. J. V. Streeter, T. J. Mehrling, O. Kononenko, B. Sheeran, and J. Osterhoff, *Optimizing density down-ramp injection for beam-driven plasma wakefield accelerators*, Phys. Rev. Accel. Beams **20**, 091301 (2017)
- [29] F. Li, J. F. Hua, X. L. Xu, C. J. Zhang, L. X. Yan, Y. C. Du, W. H. Huang, H. B. Chen, C. X. Tang, W. Lu, C. Joshi, W. B. Mori, and Y. Q. Gu, *Generating High-Brightness Electron Beams via Ionization Injection by Transverse Colliding Lasers in a Plasma-Wakefield Accelerator*, Phys. Rev. Lett. **111**, 015003 (2013)
- [30] M. Chen, E. Esarey, C. G. R. Geddes, E. Cormier-Michel, C. B. Schroeder, S. S. Bulanov, C. Benedetti, L. L. Yu, S. Rykovanov, D. L. Bruhwiler, and W. P. Leemans, *Electron injection and emittance control by transverse colliding pulses in a laser-plasma accelerator*, Phys. Rev. ST Accel. Beams **17**, 051303 (2014)
- [31] M. Chen, E. Esarey, C. B. Schroeder, C. G. R. Geddes, and W. B. Leemans, *Theory of ionization-induced trapping in laser-plasma accelerators*, Phys. Plasma **19**, 033101 (2012)
- [32] N. Bourgeois, J. Cowley, and S. M. Hooker, *Two-Pulse Ionization Injection into Quasilinear Laser Wakefields*, Phys. Rev. Lett. **111**, 15500 (2013)
- [33] J. L. Shaw, F. S. Tsung, N. Vafaei-Najafabadi, K. A. Marsh, N. Lemos, W. B. Mori, and C. Joshi, *Role of direct laser acceleration in energy gained by electrons in a laser wakefield accelerator with ionization injection*, arXiv:1404.4926 (2014)
- [34] F. Albert and A. G. R. Thomas, *Applications of laser wakefield accelerator-based light sources*, Plasma Phys. Control. Fusion **58**, 103001 (2016)
- [35] C. B. Schroeder, C. Benedetti, S. S. Bulanov, M. Chen, E. Esarey, C. G. R. Geddes, J.-L. Vay, L.-L. Yu, and W. P. Leemans, *Ultra-low emittance beam generation using two-color ionization injection in a CO2 laser-driven plasma accelerator*, arXiv:1505.05846 (2015)
- [36] C. Schroeder, C. Benedetti, E. Esarey, M. Chen, and W. Leemans, *Two-color ionization injection using a plasma beatwave accelerator*, Nuclear Instru-

- ments and Methods in Physics Research, Section A <https://doi.org/10.1016/j.nima.2018.01.008> (2018)
- [37] L.-L. Yu, E. Esarey, C. B. Schroeder, J.-L. Vay, C. Benedetti, C. G. R. Geddes, M. Chen, and W. P. Leemans, *Two-Color Laser-Ionization Injection*, Phys. Rev. Lett. **112**, 125001 (2014)
- [38] B. Hidding, G. Pretzler, J. B. Rosenzweig, T. Königstein, D. Schiler, and D. L. Bruhwiler, *Ultracold electron bunch generation via plasma photocathode emission and acceleration in a beam-driven plasma blowout*, Phys. Rev. Lett. **108**, 035001 (2012).
- [39] B. Hidding, J. B. Rosenzweig, Y. Xi, B. O'Shea, G. Andonian, D. Schiller, S. Barber, O. Williams, G. Pretzler, T. Königstein, F. Kleeschulte, M. J. Hogan, M. Litos, S. Corde, W. W. White, P. Muggli, D. L. Bruhwiler and K. Lotov, *Beyond injection: Trojan horse underdense photocathode plasma wakefield acceleration*, AIP Conf. Proc. **1507**, 570 (2012)
- [40] L. L. Yu, E. Esarey, C. B. Schroeder, J. L. Vay, C. Benedetti, C. G. R. Geddes, M. Chen, M. and W. P. Leemans, *Ultra-low emittance electron beams from two-color laser-ionization injection*, AIP Conf. Proc. **1777**, 040019 (2016)
- [41] W. P. Leemans, B. Nagler, A. J. Gonsalves, Cs. Toth, K. Nakamura, C. G. R. Geddes, E. Esarey, C. B. Schroeder, and S. M. Hooker, *GeV electron beams from a centimetre-scale accelerator*, Nature Physics **2**, 696, (2006).
- [42] I. Blumenfeld, C. E. Clayton, F.-J. Decker, M. J. Hogan, C. Huang, R. Ischebeck, R. Iverson, C. Joshi, T. Katsouleas, N. Kirby, W. Lu, K. A. Marsh, W. B. Mori, P. Muggli, E. Oz, R. H. Siemann, D. Walz, and M. Zhou, *Energy doubling of 42 GeV electrons in a metre-scale plasma wakefield accelerator*, Nature **445**, 741 (2007).
- [43] Hyung Taek Kim and Ki Hong Pae and Hyuk Jin Cha and I Jong Kim and Tae Jun Yu and Jae Hee Sung and Seong Ku Lee and Tae Moon Jeong and Jongmin Lee, *Enhancement of Electron Energy to the Multi-GeV Regime by a Dual-Stage Laser-Wakefield Accelerator Pumped by Petawatt Laser Pulses*, Phys. Rev. Lett. **111**, 165002 (2013)
- [44] X. Wang, R. Zgadzaj, N. Fazel, Z. Li, S. A. Yi, X. Zhang, W. Henderson, Y.-Y. Chang, R. Korzekwa, H.-E. Tsai C.-H. Pai, H. Quevedo, G. Dyer, E. Gaul, M. Martinez, A. C. Bernstein, T. Borger, M. Spinks, M. Donovan, V. Khudik, G. Shvets, T. Ditmire, and M. C. Downer, *Quasi-monoenergetic laser-plasma acceleration of electrons to 2 GeV*, Nature Communications **4**, 1988 (2013)
- [45] W. P. Leemans, A. J. Gonsalves, H.-S. Mao, K. Nakamura, C. Benedetti, C. B. Schroeder, C. Toth, J. Daniels, D. E. Mittelberger, S. S. Bulanov, J.-L. Vay, C. G. R. Geddes, E. Esarey, *Multi-GeV Electron Beams from Capillary-Discharge-Guided Subpetawatt Laser Pulses in the Self-Trapping Regime*, Phys. Rev. Lett. **113**, 24500 (2014)
- [46] N. Vafaei-Najafabadi, C. Clayton, K. Marsh, W. An, W. Lu, W. Mori, C. Joshi, E. Adli, J. Allen, C. Clarke, S. Corde, J. Frederico, S. Gessner, S. Green, M. Litos, D. Walz, M. Hogan, V. Yakimenko, and P. Muggli, *Ionization Injection and Acceleration of Electrons in a Plasma Wakefield Accelerator at FACET*, AIP Conf. Proc. **1777**, 070011 (2016)
- [47] F. Albert and J. Byrd, *Summary report of Working Group 5: Beam and radiation generation, monitoring and control*, AIP Conf. Proc. **1777**, 030005 (2016)
- [48] T. Katsouleas, *Plasma accelerators race to 10 GeV and beyond*, Phys. Plasmas **13**, 055503 (2006).
- [49] J. Daniels, A. J. Gonsalves, C. V. Pieronek, C. Benedetti, J. van Tilborg, C. B. Schroeder, and W. P. Leemans, *Plasma control and diagnostics for 10 GeV electron beams on BELLA*, AIP Conf. Proc. **1812**, 040008 (2017)
- [50] A. Davidson, A. Tableman, P. Yu, W. An, F. Tsung, W. Lu, R. A. Fonseca, and W. B. Mori, *An examination of the scaling laws for LWFA in the self-guided nonlinear blowout regime*, AIP Conf. Proc. **1812**, 040014 (2017)
- [51] C. Joshi, E. Adli, W. An, C. E. Clayton, S. Corde, S. Gessner, M. J. Hogan, M. Litos, W. Lu, K. A. Marsh, W. B. Mori, N. Vafaei-Najafabadi, B. O'shea, X. Xu, G. White, and V. Yakimenko, *Plasma wakefield acceleration experiments at FACET II*, Plasma Phys, Control. Fusion **60**, 034001 (2018)
- [52] I. Yu. Kostyukov, E. Nerush, A. Pukhov, and V. Seredov *A multidimensional theory for electron trapping by a plasma wake generated in the bubble regime*, New Journal of Physics **12**(4), 045009 (2010)
- [53] A. A. Golovanov, I. Yu. Kostyukov, J. Thomas, and A. Pukhov *Analytic model for electromagnetic fields in the bubble regime of plasma wakefield in non-uniform plasmas*, Phys. Plasmas, **24**, 103104 (2017)
- [54] A. J. Gonsalves, K. Nakamura, J. Daniels, C. Benedetti, C. Pieronek, T. C. H. de Raadt, S. Steinke, J. H. Bin, S. S. Bulanov, J. van Tilborg, C. G. R. Geddes, C. B. Schroeder, Cs. Tóth, E. Esarey, K. Swanson, L. Fan-Chiang, G. Bagdasarov, N. Bobrova, V. Gasilov, G. Korn, P. Sasorov, and W. P. Leemans *Petawatt Laser Guiding and Electron Beam Acceleration to 8 GeV in a Laser-Heated Capillary Discharge Waveguide*, Phys. Rev. Lett., **122**, 084801 (2019)
- [55] J. Thomas, A. Pukhov, and I. Yu. Kostyukov, *Temporal and spatial expansion of a multi-dimensional model for electron acceleration in the bubble regime*, Laser and Particle Beams, **32**,277-284 (2014)