

Domain Generalization with Optimal Transport and Metric Learning

Fan Zhou* Zhuqing Jiang[†] Changjian Shui* Boyu Wang[‡]
Brahim Chaib-draa*

Abstract

Generalizing knowledge to unseen domains, where data and labels are unavailable, is crucial for machine learning models. We tackle the domain generalization problem to learn from multiple source domains and generalize to a target domain with unknown statistics. The crucial idea is to extract the underlying invariant features across all the domains. Previous domain generalization approaches mainly focused on learning invariant features and stacking the learned features from each source domain to generalize to a new target domain while ignoring the label information, which will lead to indistinguishable features with an ambiguous classification boundary. For this, one possible solution is to constrain the label-similarity when extracting the invariant features and to take advantage of the label similarities for class-specific cohesion and separation of features across domains. Therefore we adopt optimal transport with Wasserstein distance, which could constrain the class label similarity, for adversarial training and also further deploy a metric learning objective to leverage the label information for achieving distinguishable classification boundary. Empirical results show that our proposed method could outperform most of the baselines. Furthermore, ablation studies also demonstrate the effectiveness of each component of our method.

1 Introduction

Recent years witness a rapid development of machine learning and its succeeded applications such as computer vision [28, 47, 27], natural language processing [29, 30] and cross-modalities learning [47, 44] with many real-world applications [43, 26]. Traditional machine learning methods are typically based on the assumption that training and testing datasets are from the same distribution. However, in many real-world applications, this assumption may not hold, and the performance could degrade rapidly if the trained models are deployed to domains different from the training dataset [11]. More severely, to train a high-performance vision system requires a large amount of labelled data, and getting such labels may be expensive. Taking a pre-trained robotic

*Université Laval

[†]Beijing University of Posts and Telecommunications

[‡]University of Western Ontario

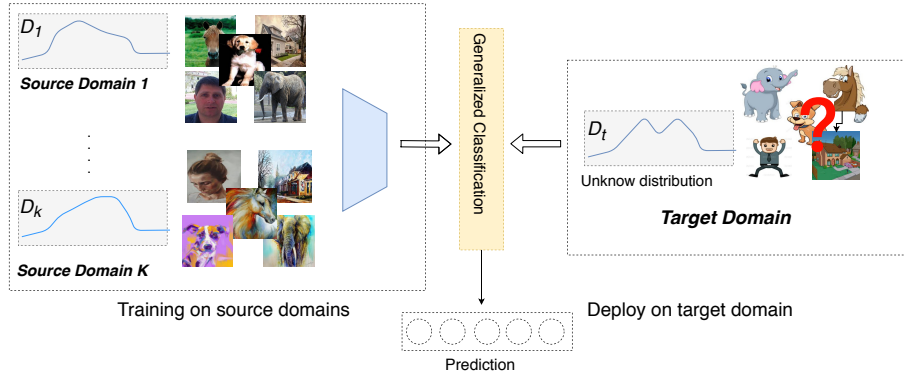


Figure 1: Domain Generalization: A learner faces a set labelled data from several source domains, and it aims at extracting invariant features across the seen source domains and learn to generalize to an unseen domain. Based on the manifold assumption [13], each domain i is supported by distribution \mathcal{D}_i . The learner can measure the source domain distribution via the source datasets but has no information on the unseen target distribution. After training on the source domains, the model is then deployed to a new domain \mathcal{D}_t for prediction.

vision system as an example, during each deployment task, the robot itself (*e.g.* position and angle), the environment (*e.g.* weather and illumination) and the camera (*e.g.* resolution) may result in different image styles. The cost to annotate enough data for each deployment task could be very expensive.

This kind of problem has been widely addressed by transfer learning (TL) [48] and domain adaptation (DA) [11]. In DA, a learner usually has access to the labelled source data and unlabelled target data, and it is typically trained to align the feature distribution between the source and target domain. However, sometimes, we could not expect the target data is accessible for the learner. In the robot example, the distribution divergences (different image styles) from training to testing domain can only be identified after the model is trained and deployed. In this scenario, it's unrealistic to collect samples before deployment. This would require a robot to have abilities to handle domain divergences even though the target data is absent.

We tackle this kind of problem under domain generalization (DG) paradigm, under which the learner has access to many source domains (data and corresponding labels), and aims at generalizing to the new (target) domain, where both data and labels are unknown. The goal of DG is to learn a prediction model on training data from the seen source domains so that it can generalize well on the unseen target domain. An underlying assumption behind domain generalization is that there exists a common feature space underlying the multiple known source domains and unseen target domain. Specifically, we want to learn domain invariant features across these source domains, and then generalize to a new domain. An example of how domain generalization is processed is illustrated in Fig.1.

A critical problem in DG and DA involves aligning the domain distributions, which

typically are achieved by extracting such representations. Previous DA works usually tried to minimize the domain discrepancies, such as KL-divergence and Maximum Mean Discrepancy (MMD) etc. via adversarial training, to achieve domain distribution alignments. Due to the similar problem setting between DA and DG, many previous approaches directly adopt the same adversarial training technique for DG. For example, a MMD metric is adopted by [23] as a cross-domain regularizer and KL divergence is adopted to measure the domain shift by [20] for domain generalization problem. The MMD metric is usually implemented in kernel space, which is not sufficient for large-scaled applications, and KL divergence is unbounded, which is also insufficient for a successful measuring domain shift [46].

Besides, previous domain generalization approaches [16, 12, 24, 9, 40] mainly focused on applying similar DA technique to extract the invariant features and how to stack the learned features from each domain for generalizing to a new domain. These methods usually ignore the label information and will sometimes make the features became indistinguishable with ambiguous classification boundaries, *a.k.a* semantic misalignment problem [6]. A successful generalization should guide the learner not only to align the feature distributions between each domain but also to discriminate the samples in the same class could lie close to each other while samples from different classes could stay apart from each other, *a.k.a*. feature compactness [17].

Aiming to solve this, we adopt Optimal Transport (OT) with Wasserstein distance to align the feature distribution for domain generalization since it could constrain labelled source samples of the same class to remain close during the transportation process [5]. Moreover, some information theoretical metrics such as KL divergence is not capable to measure the inherent geometric relations among the different domains [1]. In contrast, OT can exactly measure their corresponding geometry properties. Besides, compared with [3], OT benefits from the advantages of Wasserstein distance by its gradient property [1] and the promising generalization bound [36]. The empirical studies [14, 38] also demonstrated the effectiveness of OT for extracting the invariant features to align the marginal distributions of different domains.

Furthermore, although the optimal transport process could constrain the labelled samples of the same class to stay close to each other, our preliminary results showed that just implementing optimal transport for domain generalization is not sufficient for a cohesion and separable classification boundary. The model could still suffer from indistinguishable features (see Fig. 4c). In order to train the model to predict well on all the domains, this separable classification boundary should also be achieved under a domain-agnostic manner. That is, for a pair of instances, no matter which domain they come from, they should stay close to each other if they are in the same class and vice-versa. To this end, we further promote metric learning as an auxiliary objective for leveraging the source domain label information for a domain-independent distinguishable classification boundary.

To summarize, we deployed the optimal transport technique with Wasserstein distance for domain generalization for extracting the domain invariant features. To avoid ambiguous classification boundary, we proposed to implement metric learning strategies to achieve a distinguishable feature space. Therefore, we proposed the Wasserstein Adversarial Domain Generalization (WADG) algorithm.

In order to check the effectiveness of the proposed approach, we tested the algorithm

on two benchmarks comparing with some recent domain generalization baselines. The experiment results showed that our proposed algorithm could outperform most of the baselines, which confirms the effectiveness of our proposed algorithm. Furthermore, the ablation studies also demonstrated the contributions of our algorithm.

2 Related Works

2.1 Domain Generalization

The goal of DG is to learn a model that can extract common knowledge that is shared across source domains and generalize well on the target domain. Compare with DA, the main challenge of DG is that the target domain data is not available during the learning process.

A common framework for DG is to extract the most informative and transferable underlying common features from source instances generated from different distributions and to generalize to unseen one. This kind of approach holds with the assumption that there exists an underlying invariant feature distribution among all domains, and that consequently such invariant features can generalize well to a target domain. [33] implemented MMD as a distribution regularizer and proposed the kernel-based *Domain Invariant Component Analysis* (DICA) algorithm. An autoencoder-based model was proposed by [12] under a multi-task learning setting to learn domain-invariant features via adversarial training. [24] proposed an end-to-end deep domain generalization approach by leveraging deep neural networks for domain-invariant representation learning. [32] proposed to minimize the semantic alignment loss as well as the separation loss based on deep learning models. [23] proposed a low-rank Convolutional Neural Network model based on domain shift-robust deep learning methods.

There are also some approaches to tackle the domain generalization problems in a meta-learning manner. To the best of our knowledge, [22] first proposed to adopt the Meta Agnostic Meta-Learning (MAML) [10] which back-propagates the gradients of ordinary loss function of meta-test tasks. As pointed by [8], such an approach might lead to a sub-optimal solution, as it is highly abstracted from the feature representations. [2] proposed *MetaReg* algorithm in which a regularization function (*e.g.* weighted L_1 loss) is implemented for the classification layer of the model but not for the feature extractor layers. Then, [25] proposes an auxiliary meta loss which is gained based on the feature extractor. Furthermore, the network architecture of [25] is the widely used feature-critic style model based on a similar model from domain adversarial training technique [11]. [8] and [31] also started to implement clustering techniques on the invariant feature space for better classification and showed better performance on the target domain.

2.2 Metric Learning

Metric learning aims to learn a discriminative feature embedding where similar samples are closer while different samples are further apart [6]. [15] proposed the *siamese network* together with *contrastive loss* to guide the instances stay close with each other

in the feature space if they have the same labels and push them apart vice-versa. [37] proposed the *triplet loss* aiming to learn a feature space where a positive pair has higher similarity than the negative pair when comparing by the same anchor with a given margin. [34] showed that neither the *contrastive loss* nor *triplet loss* could efficiently explore the full pair-wise relations between instances under the mini-batch training setting. They further propose the *lifted structure loss* to fully utilize pair-wise relations across batches. However, it only choose equal number of positive pairs as negative ones randomly, and many informative pairs are discarded [41], which restricts the ability of finding the informative pairs. [45] proposed the binomial deviance loss which could measure the hard pairs. One remarkable work by [41] combines the advantages both from *lifted structure loss* and *binomial loss* to leverage the pair-similarity. They proposed to leverage not only pair-similarities (positive or negative pairs with each other) but also self-similarity which enables the learner to collect and weight informative pairs (positive or negative pairs) under an iterative (mining and weighting) manner. For a pair of instances, the self-similarity is gained from itself. Such a multi-similarity has been shown could measure the similarity and could cluster the samplers more efficiently and accurately. In the context of domain generalization, [8] proposed to guide the learner to leverage from the local similarity in the semantic feature space, in which the authors argued may contain essential domain-independent *general knowledge* for domain generalization and adopt the contrastive loss and triplet loss to encourage the clustering for solving this issue. Leveraging from the across-domain class similarity information can encourage the learner to extract robust semantic features that regardless of domains, which is an useful auxiliary information for the learner. If the learner could not separate the samples (from different source domains) with domain-independent class-specific cohesion and separation on the domain invariant feature space, it would still suffer from ambiguous decision boundaries. This ambiguous decision boundaries might still be sensitive to the unseen target domain. [31] implement unsupervised clustering on source domains and showed better classification performance. Our work is orthogonal to previous works, proposing to enforce more distinguishable invariant features space via Wasserstein adversarial training and encouraging to leverage from label similarity information for better classification boundary.

3 Preliminaries and Problem Setup

We start by introducing some preliminaries.

3.1 Notations and Definitions

Following [36] and [20], suppose we have m known source domains distributions $\{\mathcal{D}_i\}_{i=1}^m$, and i^{th} domain contains N_i labeled instances in total, denoted by $\{(\mathbf{x}_j^{(i)}, y_j^{(i)})\}_{j=1}^{N_i}$, where $\mathbf{x}_j^{(i)} \in \mathbb{R}^n$ is the j^{th} instance feature from the i^{th} domain and $y_j^{(i)} \in \{1, \dots, K\}$ are the corresponding labels. For a hypothesis class \mathcal{H} , the expected source and target risk of a hypothesis $h \in \mathcal{H}$ over domain distribution \mathcal{D}_i is the probabilities that h wrongly predicts on the entire distribution \mathcal{D}_i : $\epsilon_i(h) = \mathbb{E}_{(\mathbf{x}, y) \sim \mathcal{D}_i} \ell(h(\mathbf{x}), y)$,

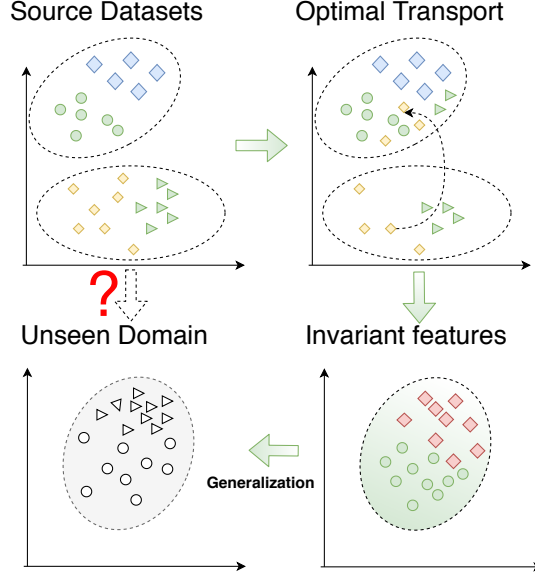


Figure 2: Use optimal transport (OT) for domain generalization: Typically to directly predict on the unseen domain (the white dashed arrow) is difficult. In order to learn domain invariant features, as showed in the direction of the green arrow we adopted the OT technique to achieve domain alignments for extracting invariant features. After the OT transition, the invariant features can be generalized to unseen domain.

where $\ell(\cdot)$ is the loss function. The empirical loss is also defined by: $\hat{\epsilon}_i(h) = \frac{1}{N_i} \sum_{j=1}^{N_i} \ell(h(\mathbf{x}_j, y_j))$.

In the setting of domain generalization, we only have the access to the seen source domains \mathcal{D}_i but have no information about the target domain. The learner is expected to extract the underlying invariant feature space across the source domains and generalize to a new target domain.

3.2 Optimal Transport and Wasserstein Distance

We follow [36] and define $c : \mathbb{R}^n \times \mathbb{R}^n \rightarrow \mathbb{R}^+$ as the cost function for transporting one unit of mass \mathbf{x} to \mathbf{x}' , then Wasserstein distance between \mathcal{D}_i and \mathcal{D}_j could be computed by,

$$W_p^p(\mathcal{D}_i, \mathcal{D}_j) = \inf_{\gamma \in \Pi(\mathcal{D}_i, \mathcal{D}_j)} \int_{\mathbb{R}^n \times \mathbb{R}^n} c(\mathbf{x}, \mathbf{x}')^p d\gamma(\mathbf{x}, \mathbf{x}') \quad (1)$$

where $\Pi(\mathcal{D}_i, \mathcal{D}_j)$ is the probability coupling on $\mathbb{R}^n \times \mathbb{R}^n$ with marginals \mathcal{D}_i and \mathcal{D}_j referring to all the possible coupling functions. Throughout this paper, we adopt Wasserstein-1 distance only ($p = 1$). Let f be a Lipschitz-continuous function $\|f\|_L \leq$

1, according to *Kantorovich-Rubinstein* theorem, we have

$$W_1(\mathcal{D}_i, \mathcal{D}_j) = \sup_{\|f\|_L < 1} \mathbb{E}_{x \in \mathcal{D}_i} f(x) - \mathbb{E}_{x' \in \mathcal{D}_j} f(x') \quad (2)$$

Optimal transport theory and Wasserstein distance were recently investigated in the context of machine learning [1] especially in the domain adaptation area [5, ?]. The general idea of implementing the optimal transport technique for domain generalization across domains is illustrated in Fig. 2. To learn domain invariant features, OT technique is implemented to achieve domain alignments for extracting invariant features. After the OT transition, the invariant features can be generalized to unseen domain.

3.3 Metric Learning

For a pair of instances (\mathbf{x}_i, y_i) and (\mathbf{x}_j, y_j) , the notion of *positive pairs* usually refers to the condition where pair i, j have same labels ($y_i = y_j$), while the negative pairs usually refers to the condition $y_i \neq y_j$. The central idea of metric learning is to encourage a pair of instances who have the same labels to be closer, and push negative pairs to be apart from each other [42].

Follow the framework of [41], we show the general pair-weighting process of metric learning. Assuming the feature extractor f parameterized by θ_f projects the instance $\mathbf{x} \in \mathbb{R}^n$ to a d -dimensional normalized space: $f(\mathbf{x}; \theta_f) : \mathbb{R}^n \rightarrow [0, 1]^d$. Then, for two samples \mathbf{x}_i and \mathbf{x}_j , the similarity between them could be defined as the inner product of the corresponding feature vector:

$$S_{i,j} := \langle f(\mathbf{x}_i; \theta_f), f(\mathbf{x}_j; \theta_f) \rangle \quad (3)$$

To leverage the across-domain class similarity information can encourage the learner to extract the classification boundary that regardless of domains, which is an useful auxiliary information for the learner. We further elaborate it in section 4.2.

4 Proposed Method

The high-level idea of WADG algorithm is to learn a domain-invariant feature space and domain-agnostic classification boundary. Firstly, we align the marginal distribution of different source domains via optimal transport by minimizing the Wasserstein distance to achieve the domain-invariant feature space. And then, we adopt metric learning objective to guide the learner to leverage the class similarity information for a better classification boundary. A general workflow of our method is illustrated in Fig. 3a. The model contains three major parts: a feature extractor, a classifier and a critic function.

The feature extractor function F , parameterized by θ_f , extracts the features from different source domain. For set of instances $\mathbf{X}^{(i)} = \{\mathbf{x}_j^{(i)}\}_{j=1}^{N_i}$ from domain \mathcal{D}_i , we can then denote the extracted feature from domain i as $\mathbf{Z}^{(i)} = F(\mathbf{X}^{(i)})$. The classification function C , parameterized by θ_c , is expected to learn to predict labels of instances from all the domains correctly. The critic function D , parameterized by θ_d , aims to measure

the empirical Wasserstein distance between features from a pair of source domains. For the target domain, all the instances and labels are absent during the training time.

WADG aims to learn the domain-agnostic features with distinguishable classification boundary. During each train round, the network receives the labelled data from all domains and train the classifier under a supervised mode with the classification loss \mathcal{L}_C . For the classification process, we use the typical cross-entropy loss for all m source domains:

$$\mathcal{L}_C = - \sum_{i=1}^m \sum_{j=1}^{N_i} y_j \log(\mathbb{P}(C(F(\mathbf{x}_j^{(i)})))) \quad (4)$$

Through this, the model could learn to train the category information on over all the domains. The feature extractor F is then trained to minimize the estimated Wasserstein Distance in an adversarial manner with the critic D with an objective \mathcal{L}_D . We then adopt a metric learning objective (namely, \mathcal{L}_{MS}) for leveraging the similarities for a better classification boundary. Our full method then solve the joint loss function,

$$\mathcal{L} = \arg \min_{\theta_f, \theta_c} \max_{\theta_d} \mathcal{L}_C + \mathcal{L}_D + \mathcal{L}_{MS},$$

where \mathcal{L}_D is the adversarial objective function, and \mathcal{L}_{MS} is the metric learning objective function. In the sequel, we will elaborate these two objectives in section 4.1 and section 4.2, respectively.

4.1 Adversarial Domain Generalization via Optimal Transport

As optimal transport could constrain labelled source samples of the same class to remain close during the transportation process [5]. We deploy optimal transport with Wasserstein distance [36, 38] for aligning the marginal feature distribution over all the source domains.

A brief workflow of the optimal transport for a pair of source domains is illustrated in Fig. 3b. The critic function D estimates the empirical Wasserstein Distance between the each source domain through a pair of instances from the empirical sets $\mathbf{x}^{(i)} \in \mathbf{X}^{(i)}$ and $\mathbf{x}^{(j)} \in \mathbf{X}^{(j)}$. In practice [38], the original Eq. 2 of Wasserstein distance could be computed by,

$$W_1(\mathbf{X}^{(i)}, \mathbf{X}^{(j)}) = \frac{1}{N_i} \sum_{\mathbf{x}^{(i)} \in \mathbf{X}^{(i)}} D(F(\mathbf{x}^{(i)})) - \frac{1}{N_j} \sum_{\mathbf{x}^{(j)} \in \mathbf{X}^{(j)}} D(F(\mathbf{x}^{(j)})) \quad (5)$$

As in domain generalization setting, there usually exists more than two source domains, we can sum all the empirical Wasserstein distance between each pair of source domains,

$$\mathcal{L}_D = \sum_{i=1}^m \sum_{j=i+1}^m \left[\frac{1}{N_i} \sum_{\mathbf{x}^{(i)} \in \mathbf{X}^{(i)}} D(F(\mathbf{x}^{(i)})) - \frac{1}{N_j} \sum_{\mathbf{x}^{(j)} \in \mathbf{X}^{(j)}} D(F(\mathbf{x}^{(j)})) \right] \quad (6)$$

Throughout this pair-wise optimal transport process, the learner could extract a domain-invariant feature space, we then propose to apply metric learning approaches to leverage the class label similarity for domain independent clustering feature extraction. We then introduce the metric learning for domain agnostic clustering in the next section.

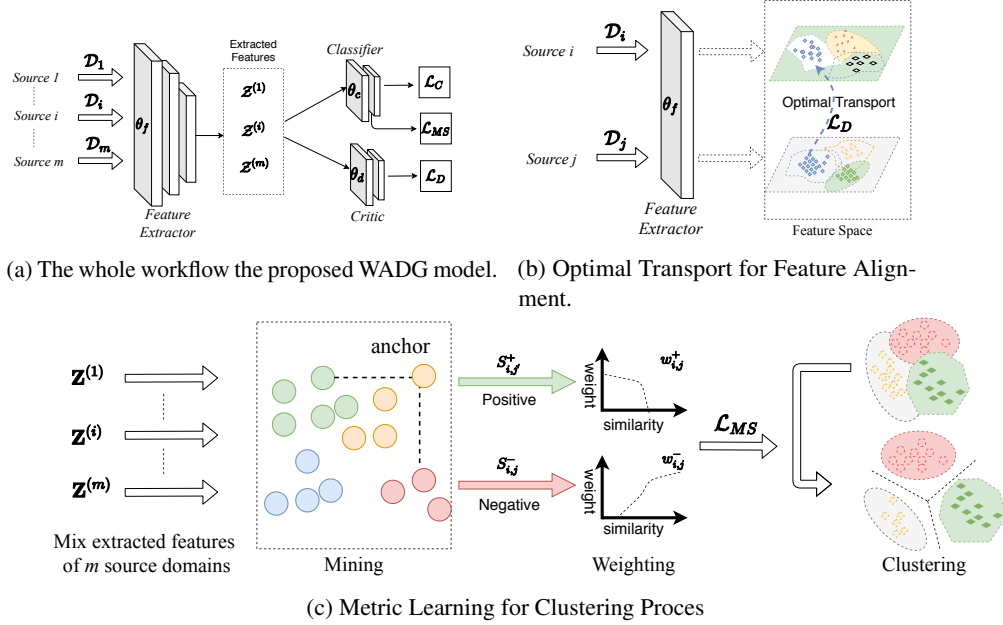


Figure 3: The proposed WADG method. (a): the general workflow of WADG method. The model mainly consists of three parts, the feature extractor, classifier and critic function. During training, the model receives all the source domains. The feature extractor is trained to learn invariant features together with the critic function in an adversarial manner. (b): For each pair of source domains \mathcal{D}_i and \mathcal{D}_j , optimal transport process for aligning the features from different domains. (c): The metric learning process. For a batch of all source domain instances, we first roughly mining the positive and negative pairs via Eq. 7. Then, compute the corresponding weights via Eq. 11 and Eq. 12 to compute \mathcal{L}_{MS} to guide the clustering process.

4.2 Metric Learning for Domain Agnostic Classification Boundary

As aforementioned, only aligning the marginal features via adversarial training is not sufficient for DG since there may exist a ambiguous decision boundary [8]. When predicting on the target domain, the learner may still suffer from this ambiguous decision boundary. To solve this, we propose to implement the metric learning techniques to help cluster the instances and promote a better prediction boundary for better generalization.

To solve this, except to the supervised source classification and alignment of the marginal distribution across domains with the Wasserstein adversarial training defined above, we then further encourage robust domain-independent local clustering via leverage from label information using the metric learning objective. The brief workflow is illustrated in Fig. 3c. Specifically, we adopt the metric learning objective to require the images regardless of their domains to follow the two aspects: 1) images from the same class are semantically similar, thereby should be mapped nearby in the embedding space (semantic clustering), while 2) instances from different classes should be mapped apart from each other in embedding space. Since goal of domain generalization aims to learn to hypothesis could predict well on all the domains, the clustering should also be achieved under a domain-agnostic manner.

To this end, we mix the instances from all the source domains together and encourage the clustering for domain agnostic features via the metric learning techniques to achieve a domain-independent clustering decision boundary. For this, during each training iteration, for a batch $\{\mathbf{x}_1^{(i)}, y_1^{(i)}, \dots, \mathbf{x}_b^{(i)}, y_b^{(i)}\}_{i=1}^m$ from m source domains with batch size b , we mix all the instances from each domain and denoted by $\{(\mathbf{x}_i^B, y_i^B)\}_{i=1}^{m'}$ with total size m' . We first measure the relative similarity between the negative and positive pairs, which is introduced in the next sub-section.

4.2.1 Pair Similarity Mining

Assume \mathbf{x}_i^B is an anchor, a negative pair $\{\mathbf{x}_i^B, \mathbf{x}_j^B\}$ and a positive pair $\{\mathbf{x}_i^B, \mathbf{x}_{j'}^B\}$ are selected if S_{ij} and $S_{i,j'}$ satisfy the negative condition $S_{i,j}^-$ and the positive condition $S_{i,j'}^+$, respectively :

$$S_{i,j}^- \geq \min_{y_i=y_k} S_{i,k} - \epsilon, \quad S_{i,j'}^+ \leq \min_{y_i \neq y_k} S_{i,k} + \epsilon \quad (7)$$

where ϵ is a given margin. Through Eq. 7 and specific margin ϵ , we will have a set of negative pairs \mathcal{N} and a set of positive pairs \mathcal{P} . This process (Eq. 7) could roughly cluster the instances with each anchor by selecting informative pairs (inside of the margin), and discard the less informative ones (outside of the margin).

With such roughly selected informative pairs \mathcal{N} and \mathcal{P} , we then assign the instance with different weights. Intuitively, if a instance has higher similarity with an anchor, then it should stay closer with the anchor and vice-versa. We introduce the weighting process in the next section.

4.2.2 Pair Weighting

For instances of positive pairs, if they are more similar with the anchor, then it should have higher weights while give the negative pairs with lower weights if they are more dissimilar, no matter which domain they come from. Through this process, we can push the instances into several groups via measure their similarities.

For N instances, computing the similarity between each pair could result in a similarity matrix $\mathbf{S} \in \mathbb{R}^{N \times N}$. For a loss function based on pair similarity, it can usually be defined by $\mathcal{F}(\mathbf{S}, y)$. Let $S_{i,j}$ be the i^{th} row, j^{th} column element of matrix \mathbf{S} . The gradient *w.r.t* the network could be computed by,

$$\frac{\partial \mathcal{F}(\mathbf{S}, y)}{\partial \theta_f} = \frac{\partial \mathcal{F}(\mathbf{S}, y)}{\partial \mathbf{S}} \frac{\partial \mathbf{S}}{\partial \theta_f} = \sum_{i=1}^N \sum_{j=1}^N \frac{\partial \mathcal{F}(\mathbf{S}, y)}{\partial S_{i,j}} \frac{\partial S_{i,j}}{\partial \theta_f} \quad (8)$$

Eq. 8 could be reformulated into a new loss function \mathcal{L}_{MS} as,

$$\mathcal{L}_{MS} = \sum_{i=1}^N \sum_{j=1}^N \frac{\partial \mathcal{F}(\mathbf{S}, y)}{\partial S_{i,j}} S_{i,j} \quad (9)$$

usually the metric loss defined *w.r.t* similarity matrix \mathbf{S} and label y could be reformulated by Eq. 9. The term $\frac{\partial \mathcal{F}(\mathbf{S}, y)}{\partial S_{i,j}}$ in Eq. 9 could be treated as an constant scalar since it doesn't contain the gradient of \mathcal{L}_{MS} *w.r.t* θ_f . Then, we just need to compute the gradient term $\frac{\partial \mathcal{F}_{i,j}}{\partial \theta_f}$ for the positive and negative pairs. Since the goal is to encourage the positive pairs to be closer, then we can assume the gradient ≤ 0 , *i.e.*, $\frac{\partial \mathcal{F}_{i,j}}{\partial \theta_f} \leq 0$. Conversely, for a negative pair, we could assume $\frac{\partial \mathcal{F}_{i,j}}{\partial \theta_f} \geq 0$. Thus, Eq. 9 is transformed by the summation over all the positive pair ($y_i = y_j$) and negative pairs ($y_i \neq y_j$),

$$\begin{aligned} \mathcal{L}_{MS} &= \sum_{i=1}^N \sum_{j=1}^N \frac{\partial \mathcal{F}(\mathbf{S}, y)}{\partial S_{i,j}} S_{i,j} \\ &= \sum_{i=1}^N \left(\sum_{j=1, y_j \neq y_i}^N \frac{\partial \mathcal{F}(\mathbf{S}, y)}{\partial S_{i,j}} S_{i,j} + \sum_{j=1, y_j = y_i}^N \frac{\partial \mathcal{F}(\mathbf{S}, y)}{\partial S_{i,j}} S_{i,j} \right) \quad (10) \\ &= \sum_{i=1}^N \left(\sum_{j=1, y_j \neq y_i}^N w_{i,j} S_{i,j} - \sum_{j=1, y_j = y_i}^N w_{i,j} S_{i,j} \right) \end{aligned}$$

where $w_{i,j} = \left| \frac{\partial S_{i,j}}{\partial \theta_f} \right|$ is regarded as the weight for similarity $S_{i,j}$. For each pair of instances i, j , we could assign different weights according to their similarities $S_{i,j}$. Then $w_{i,j}^+$ or $w_{i,j}^-$ could be defined as the weight of a positive or negative pairs' similarity, respectively. Previously, [45] and [41] applied a soft function for measuring the similarity. We then consider the similarity of the pair itself (*i.e.* self-similarity), the negative similarity and the positive similarity. The weight of self-similarity could be measured by $\exp(S_{i,j} - \lambda)$ with a small threshold λ . For a selected negative pair

$\{\mathbf{x}_i^B, \mathbf{x}_j^B\} \in \mathcal{N}$ the corresponding weight (see Eq. 10) could be defined by the soft function of self-similarity together with the negative similarity:

$$\begin{aligned} w_{i,j}^- &= \frac{1}{\exp(\beta(\lambda - S_{ij})) + \sum_{k \in \mathcal{N}} \exp(\beta(S_{i,k} - \lambda))} \\ &= \frac{\exp(\beta(S_{ij} - \lambda))}{1 + \sum_{k \in \mathcal{N}} \exp(\beta(S_{ik} - \lambda))} \end{aligned} \quad (11)$$

Similarly, the weight of a positive pair $\{\mathbf{x}_i^B, \mathbf{x}_j^B\} \in \mathcal{P}$ is defined by,

$$w_{i,j}^+ = \frac{1}{\exp(-\alpha(\lambda - S_{ij})) + \sum_{k \in \mathcal{P}} \exp(-\alpha(S_{i,k} - S_{i,j}))} \quad (12)$$

Then, take Eq. 11 and Eq. 12 into Eq. 10, and integrate Eq. 10 with the similarity mining $S_{i,j}$, we have the objective function for clustering,

$$\mathcal{L}_{MS} = \frac{1}{m} \sum_{i=1}^m \left\{ \frac{1}{\alpha} \log[1 + \sum_{k \in \mathcal{P}_i} \exp(-\alpha(S_{ik} - \lambda))] + \frac{1}{\beta} \log[1 + \sum_{k \in \mathcal{N}_i} \exp(\beta(S_{ik} - \lambda))] \right\} \quad (13)$$

where λ , α and β are fixed hyper-parameters, we elaborate them in the empirical setting section 5.2. Then, the whole objective of our proposed method is,

$$\mathcal{L} = \arg \min_{\theta_f, \theta_c} \max_{\theta_d} \mathcal{L}_C + \lambda_d \mathcal{L}_D + \lambda_s \mathcal{L}_{MS} \quad (14)$$

where λ_d and λ_s are coefficients to regularize \mathcal{L}_d and \mathcal{L}_{MS} respectively.

Based on these above, we propose the WADG algorithm in Algorithm 1. And we show the empirical results in the next section.

5 Experiments and Results

5.1 Datasets

In order to evaluate our proposed approach, we implement experiments on two common used dataset: **VLCS** [39] and **PACS** [20]. The VLCS dataset contains images from 4 different domains: PASCAL VOC2007 (V), LabelMe (L), Caltech (C), and SUN09 (S). Each domain includes five classes: *bird*, *car*, *chair*, *dog* and *person*. PACS dataset is a recent benchmark dataset for domain generalization. It consists of four domains: Photo (P), Art painting (A), Cartoon (C), Sketch (S), with objects from seven classes: dog, elephant, giraffe, guitar, house, horse, person.

5.2 Baselines and Implementation details

To show the effectiveness of our proposed approach, we compare our algorithm on the benchmark datasets with the following recent domain generalization methods.

Algorithm 1 The proposed WADG algorithm (one round)

Require: Samples from different source domains $\{\mathcal{D}_i\}_{i=1}^M$

Ensure: Neural network parameters $\theta_f, \theta_c, \theta_d$

- 1: **for** mini-batch of samples $\{(\mathbf{x}_s^{(i)}, y_s^{(i)})\}$ from source domains **do**
- 2: Compute the classification loss \mathcal{L}_C over all the domains according to Eq. 4
- 3: Compute the Wasserstein distance \mathcal{L}_D between each pair of source domains according to Eq. 6
- 4: Mix the pairs from different domains and compute the similarity by Eq. 3
- 5: Roughly select the positive and negative pairs by solving Eq. 7
- 6: Compute similarity loss \mathcal{L}_{MS} on all the source instances by Eq. 13
- 7: Update θ_f, θ_c and θ_d by solving Eq. 14 with learning rate η :

$$\begin{aligned}\theta_f &\leftarrow \theta_f - \eta \frac{\partial(\mathcal{L}_C + \lambda_d \mathcal{L}_D + \lambda_s \mathcal{L}_{MS})}{\partial \theta_f}, \\ \theta_c &\leftarrow \theta_c - \eta \frac{\partial(\mathcal{L}_C + \lambda_d \mathcal{L}_D + \lambda_s \mathcal{L}_{MS})}{\partial \theta_c}, \\ \theta_d &\leftarrow \theta_d + \eta \frac{\partial \mathcal{L}_D}{\partial \theta_d}\end{aligned}$$

8: **end for**

9: Return the optimal parameters θ_f^*, θ_c^* and θ_d^*

- **Deep All:** We follow the standard evaluation protocol of Domain Generalization to set up the pre-trained Alexnet or ResNet-18 fine-tuned on the aggregation of all source domains with only the classification loss.
- TF [21]: A low-rank parameterized Convolution Neural Network model which aims to reduce the total number of model parameters for an end-to-end Domain Generalization training.
- CIDDG [24]: Matches the conditional distribution by change the class prior.
- MLDG [22]: The meta-learning approach for domain generalization. It runs the meta-optimization on simulated meta-train/ meta-test sets with domain shift
- CCSA [32]: The contrastive semantic alignment loss was adopted together with the source classification loss function for both the domain adaptation and domain generalization problem.
- MMD-AAE [23]: The Adversarial Autoencoder model was adopted together with the Mean-Max Discrepancy to extract a domain invariant feature for generalization.
- D-SAM [9]: It aggregates domain-specific modules and merges general and specific information together for generalization.

- JiGen [4]: It achieves domain generalization by solving the Jigsaw puzzle via the unsupervised task.
- MASF [8]: A meta-learning style method which based on MLDG and combined with Consittrastive Loss/ Triplet Loss to encourage domain-independent semantic feature space.
- MMLD [31]: An approach that mixes all the source domains by assigning a pseudo domain label for extract domain-independent cluster feature space.

Following the general evaluation protocol of domain generalization (*e.g.* [8, 31]), on PACS and VLCS dataset. We first test our algorithm on by using AlexNet [19] backbones by removing the last layer as feature extractor. For preparing the dataset, we follow the train/val./test split and the data pre-processing protocol of [31]. As for the classifier, we initialize a three-layers MLP whose input has the same number of inputs as the feature extractor’s output and to have the same number of outputs as the number of object categories (2048-256-256- K), where K is the number of classes. For the critic network, we also adopt a three-layers MLP (2048-1024-1024-1). For the metric learning objective, we use the output of the second layer of classifier network (with size 256) for computing the similarity. We adopt the ADAM [18] optimizer for training with learning rate ranging from $5e-4$ to $5e-5$ for the whole model together with mini-batch size 64. For stable training, we also set coefficient $\lambda_d = \frac{2}{1+\exp(-\delta p)} - 1$ to regularize the adversarial loss, where $\delta = 10$ and p is the training progress. And we empirically set λ_s ranging from $1e-4$ to $1e-6$ via reverse validation. For the hyperparameters in \mathcal{L}_{MS} (see Eq. 7 and Eq. 13), we empirically set $\lambda = 0.5$, $\epsilon = 1e-5$, $\alpha = 2.0$, $\beta = 40.0$. The experiments are programmed with help of *Pytorch* [35]. To avoid over-training, we also adopt the early stopping technique.

5.3 Experiments Results

We firstly report the empirical results on PACS and VLCS dataset using AlexNet as feature extractor. For each generalization task, we train the model on all the source domains and test on the target domain and report the average of top 5 accuracy. The results on PACS and VLCS dataset using AlexNet are reported in Table 1 and Table 2, respectively. For each table, the empirical results refers to the average accuracy about training on source domains while testing on the target domain. From the empirical results, we could see our method could outperform the baselines both on the PACS and VLCS dataset, indicating an improvement on benchmark performances.

5.4 Further Analysis

To further show the effectiveness of our algorithm especially on more deep models, follow [8], we also report the results of our algorithm by using ResNet-18 backbone on PACS dataset in Table 3. The ResNet-18 backbone, the output feature dim will be 512. From the results, we could observe that our method could outperform the baselines on most generalization tasks and on average $+1.6\%$ accuracy improvement.

Table 1: Empirical Results (accuracy %) on PACS dataset with pre-trained AlexNet as Feature Extractor. For each column, we refer the generalization tasks as the target domain name. For example, the third column ‘Cartoon’ refers to the generalization tasks where domain *Cartoon* is the target domain while the model is trained on the rest three domains

Method	Art	Cartoon	Sketch	Photo	Avg.
Deep All	63.30	63.13	54.07	87.70	67.05
TF[21]	62.86	66.97	57.51	89.50	59.21
CIDDG[24]	62.70	69.73	64.45	78.65	68.88
MLDG [22]	66.23	66.88	58.96	88.00	70.01
D-SAM[9]	63.87	70.70	64.66	85.55	71.20
JiGen[4]	67.63	71.71	65.18	89.00	73.38
MASF[8]	70.35	72.46	67.33	90.68	75.21
MMLD[31]	69.27	72.83	66.44	88.98	74.38
Ours	70.21	72.51	70.32	89.81	75.71

Table 2: Empirical Results (accuracy %) on VLCS dataset with pre-trained AlexNet as Feature Extractor.

Method	Caltech	LabelMe	Pascal	Sun	Avg.
Deep All	92.86	63.10	68.67	64.11	72.19
D-MATE[12]	89.05	60.13	63.90	61.33	68.60
CIDDG[24]	88.83	63.06	64.38	62.10	69.59
CCSA[32]	92.30	62.10	67.10	59.10	70.15
SLRC[7]	92.76	62.34	65.25	63.54	70.97
TF[21]	93.63	63.49	69.99	61.32	72.11
MMD-AAE [23]	94.40	62.60	67.70	64.40	72.28
D-SAM [9]	91.75	56.95	58.95	60.84	67.03
MLDG[22]	94.4	61.3	67.7	65.9	73.30
JiGen[4]	96.93	60.90	70.62	64.30	73.19
MASF[8]	94.78	64.90	69.14	67.64	74.11
MMLD[31]	96.66	58.77	71.96	68.13	73.88
Ours	97.85	65.26	71.47	66.62	75.31

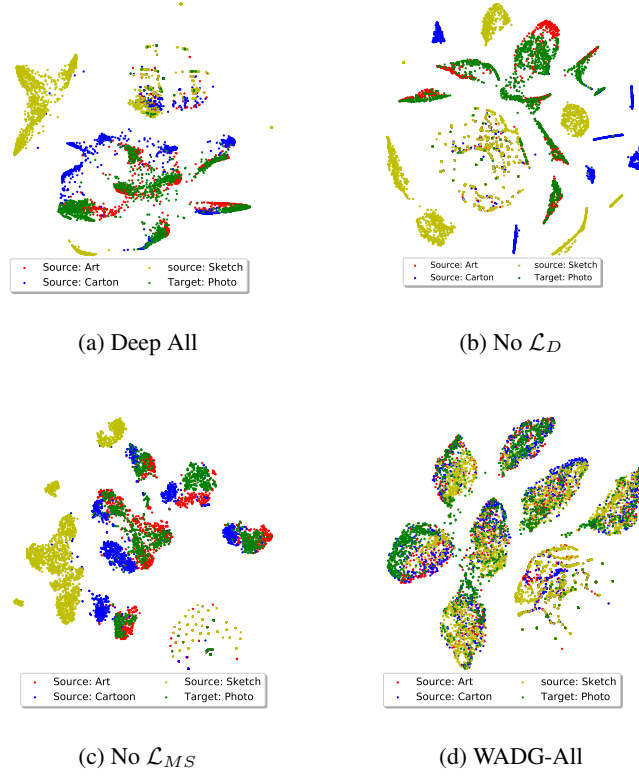


Figure 4: T-SNE visualization of ablation studies on PACS dataset for Target domain as *Photo*. Detailed analysis is presented in section 5.4.

Then, we implement ablation studies on each component of our algorithm. We report the empirical results of ablation studies in Table 4, where we test the ablation studies on both the AlexNet backbone and ResNet-18 backbone. We compare the ablations by, (1) *Deep All*: Train the model using feature extractor on source domain datasets with classification loss only, that is, neither optimal transport nor metric learning techniques is adopted. (2) *No \mathcal{L}_D* : Train the model with classification loss and metric learning loss but without adversarial training component; (3) *No \mathcal{L}_{MS}* : Train the model with classification loss and adversarial loss but without metric learning component; (4) *WADG-All*: Train the model with full objective Eq. 14. From the results, we could observe that one we omit the adversarial training, the accuracy would drop off rapidly ($\sim 3.5\%$ with AlexNet backbone and $\sim 5.8\%$ with ResNet-18 backbone). The contribution of the metric learning loss is relatively small compared with adversarial loss. Once we omit the metric learning loss, the performance will drop $\sim 2.1\%$ and $\sim 2.5\%$ with AlexNet and ResNet-18 backbone, respectively.

Then, to better understand the contribution of each component of our algorithm,

Table 3: Empirical Results (accuracy %) on PACS dataset with pre-trained ResNet-18 as feature extractor .

Method	Art	Cartoon	Sketch	Photo	Avg.
Deep All	77.87	75.89	69.27	95.19	79.55
D-SAM[9]	77.33	72.43	77.83	95.30	80.72
JiGen[4]	79.42	75.25	71.35	96.03	80.51
MASF[8]	80.29	77.17	71.69	94.99	81.04
MMLD[31]	81.28	77.16	72.29	96.09	81.83
Ours	81.56	78.02	78.43	95.82	83.45

Table 4: Ablation Studies on PACS dataset on all components of our proposed method using AlexNet and ResNet-18 backbone

Ablation	AlexNet					ResNet-18				
	Art	Carton	Sketch	Photo	Avg.	Art	Carton	Sketch	Photo	Avg.
Deep All	63.30	63.13	54.07	87.70	67.05	77.87	75.89	69.27	95.19	79.55
No \mathcal{L}_D	65.80	69.64	63.91	89.53	72.22	74.62	73.02	68.67	94.86	77.79
No \mathcal{L}_{MS}	66.78	71.47	68.12	88.87	73.65	78.25	76.27	73.42	95.68	80.91
WADG-All	70.21	72.51	70.32	89.81	75.71	81.56	78.02	78.43	95.82	83.45

the T-SNE visualization of the ablation studies of each components on PACS dataset are represented in Fig. 4 for the generalization task of target domain *Photo*. Since our goal is to not only align the feature distribution but also encourage a cohesion and separable boundary, in order to show the alignment and clustering performance, we report the T-SNE features of all the source domains and target domain to show the feature alignment and clustering across domains. As we can see, the T-SNE features by *Deep All* could neither project the instances from different domains to align with each other nor cluster the features into groups. The T-SNE features by *No \mathcal{L}_D* showed the metric learning loss could to some extent to cluster the features, but without the adversarial training, the features could not be aligned well. The T-SNE features by *No \mathcal{L}_{MS}* showed that the adversarial training could help to align the features from different domains but could not have a good clustering performance. The T-SNE features by *WADG-All* showed that the full objective could help to not only align the features from different domains but also could cluster the features from different domains into several cluster groups, which confirms the effective of our algorithm.

6 Conclusion

In this paper, we proposed the Wasserstein Adversarial Domain Generalization algorithm for not only aligning the source domain features and transferring to an unseen target domain but also leveraging the label information across domains. We first adopt optimal

transport with Wasserstein distance for aligning the marginal distribution and then adopt the metric learning method to encourage a domain-independent distinguishable feature space for a clear classification boundary. The experiments results showed our proposed algorithm could outperform most of the baseline methods on two standard benchmark datasets. Furthermore, the ablation studies and visualization of the T-SNE features also confirmed the effectiveness of our algorithm.

References

- [1] Martin Arjovsky, Soumith Chintala, and Léon Bottou. Wasserstein gan. *arXiv preprint arXiv:1701.07875*, 2017.
- [2] Yogesh Balaji, Swami Sankaranarayanan, and Rama Chellappa. Metareg: Towards domain generalization using meta-regularization. In *Advances in Neural Information Processing Systems*, pages 998–1008, 2018.
- [3] Shai Ben-David, John Blitzer, Koby Crammer, Alex Kulesza, Fernando Pereira, and Jennifer Vaughan. A theory of learning from different domains. *Machine Learning*, 79:151–175, 2010.
- [4] Fabio Maria Carlucci, Antonio D’Innocente, Silvia Bucci, Barbara Caputo, and Tatiana Tommasi. Domain generalization by solving jigsaw puzzles. In *CVPR*, 2019.
- [5] Nicolas Courty, Rémi Flamary, Devis Tuia, and Alain Rakotomamonjy. Optimal transport for domain adaptation. *IEEE transactions on pattern analysis and machine intelligence*, 39(9):1853–1865, 2016.
- [6] W. Deng, L. Zheng, Y. Sun, and J. Jiao. Rethinking triplet loss for domain adaptation. *IEEE Transactions on Circuits and Systems for Video Technology*, pages 1–1, 2020.
- [7] Zhengming Ding and Yun Fu. Deep domain generalization with structured low-rank constraint. *IEEE Transactions on Image Processing*, 27(1):304–313, 2017.
- [8] Qi Dou, Daniel Coelho de Castro, Konstantinos Kamnitsas, and Ben Glocker. Domain generalization via model-agnostic learning of semantic features. In *Advances in Neural Information Processing Systems*, pages 6447–6458, 2019.
- [9] Antonio D’Innocente and Barbara Caputo. Domain generalization with domain-specific aggregation modules. In *German Conference on Pattern Recognition*, pages 187–198. Springer, 2018.
- [10] Chelsea Finn, Pieter Abbeel, and Sergey Levine. Model-agnostic meta-learning for fast adaptation of deep networks. In *Proceedings of the 34th International Conference on Machine Learning-Volume 70*, pages 1126–1135. JMLR. org, 2017.

- [11] Yaroslav Ganin, Evgeniya Ustinova, Hana Ajakan, Pascal Germain, Hugo Larochelle, François Laviolette, Mario Marchand, and Victor Lempitsky. Domain-adversarial training of neural networks. *The Journal of Machine Learning Research*, 17(1):2096–2030, 2016.
- [12] Muhammad Ghifary, W Bastiaan Kleijn, Mengjie Zhang, and David Balduzzi. Domain generalization for object recognition with multi-task autoencoders. In *Proceedings of the IEEE international conference on computer vision*, pages 2551–2559, 2015.
- [13] Andrew Goldberg, Xiaojin Zhu, Aarti Singh, Zhiting Xu, and Robert Nowak. Multi-manifold semi-supervised learning. In *Artificial Intelligence and Statistics*, pages 169–176, 2009.
- [14] Ishaan Gulrajani, Faruk Ahmed, Martin Arjovsky, Vincent Dumoulin, and Aaron C Courville. Improved training of wasserstein gans. In *Advances in neural information processing systems*, pages 5767–5777, 2017.
- [15] Raia Hadsell, Sumit Chopra, and Yann LeCun. Dimensionality reduction by learning an invariant mapping. In *2006 IEEE Computer Society Conference on Computer Vision and Pattern Recognition (CVPR’06)*, volume 2, pages 1735–1742. IEEE, 2006.
- [16] Maximilian Ilse, Jakub M Tomczak, Christos Louizos, and Max Welling. Diva: Domain invariant variational autoencoders. *arXiv preprint arXiv:1905.10427*, 2019.
- [17] Konstantinos Kamnitsas, Daniel C Castro, Loic Le Folgoc, Ian Walker, Ryutaro Tanno, Daniel Rueckert, Ben Glocker, Antonio Criminisi, and Aditya Nori. Semi-supervised learning via compact latent space clustering. *arXiv preprint arXiv:1806.02679*, 2018.
- [18] Diederik P Kingma and Jimmy Ba. Adam: A method for stochastic optimization. *arXiv preprint arXiv:1412.6980*, 2014.
- [19] Alex Krizhevsky, Ilya Sutskever, and Geoffrey E Hinton. Imagenet classification with deep convolutional neural networks. In *Advances in neural information processing systems*, pages 1097–1105, 2012.
- [20] Da Li, Yongxin Yang, Yi-Zhe Song, and Timothy Hospedales. Deeper, broader and artier domain generalization. In *International Conference on Computer Vision*, 2017.
- [21] Da Li, Yongxin Yang, Yi-Zhe Song, and Timothy M Hospedales. Deeper, broader and artier domain generalization. In *Proceedings of the IEEE international conference on computer vision*, pages 5542–5550, 2017.
- [22] Da Li, Yongxin Yang, Yi-Zhe Song, and Timothy M Hospedales. Learning to generalize: Meta-learning for domain generalization. In *Thirty-Second AAAI Conference on Artificial Intelligence*, 2018.

- [23] Haoliang Li, Sinno Jialin Pan, Shiqi Wang, and Alex C Kot. Domain generalization with adversarial feature learning. In *Proceedings of the IEEE Conference on Computer Vision and Pattern Recognition*, pages 5400–5409, 2018.
- [24] Ya Li, Xinmei Tian, Mingming Gong, Yajing Liu, Tongliang Liu, Kun Zhang, and Dacheng Tao. Deep domain generalization via conditional invariant adversarial networks. In *Proceedings of the European Conference on Computer Vision (ECCV)*, pages 624–639, 2018.
- [25] Yiyang Li, Yongxin Yang, Wei Zhou, and Timothy M Hospedales. Feature-critic networks for heterogeneous domain generalization. *arXiv preprint arXiv:1901.11448*, 2019.
- [26] Zhanyu Ma, Dongliang Chang, Jiyang Xie, Yifeng Ding, Shaoguo Wen, Xiaoxu Li, Zhongwei Si, and Jun Guo. Fine-grained vehicle classification with channel max pooling modified cnns. *IEEE Transactions on Vehicular Technology*, 68(4):3224–3233, 2019.
- [27] Zhanyu Ma, Yifeng Ding, Shaoguo Wen, Jiyang Xie, Yifeng Jin, Zhongwei Si, and Haining Wang. Shoe-print image retrieval with multi-part weighted cnn. *IEEE Access*, 7:59728–59736, 2019.
- [28] Zhanyu Ma, Yuping Lai, W Bastiaan Kleijn, Yi-Zhe Song, Liang Wang, and Jun Guo. Variational bayesian learning for dirichlet process mixture of inverted dirichlet distributions in non-gaussian image feature modeling. *IEEE transactions on neural networks and learning systems*, 30(2):449–463, 2018.
- [29] Zhanyu Ma, Arne Leijon, and W Bastiaan Kleijn. Vector quantization of lsf parameters with a mixture of dirichlet distributions. *IEEE Transactions on Audio, Speech, and Language Processing*, 21(9):1777–1790, 2013.
- [30] Zhanyu Ma, Hong Yu, Wei Chen, and Jun Guo. Short utterance based speech language identification in intelligent vehicles with time-scale modifications and deep bottleneck features. *IEEE transactions on vehicular technology*, 68(1):121–128, 2018.
- [31] Toshihiko Matsuura and Tatsuya Harada. Domain generalization using a mixture of multiple latent domains. In *AAAI*, 2020.
- [32] Saeid Motiian, Marco Piccirilli, Donald A. Adjeroh, and Gianfranco Doretto. Unified deep supervised domain adaptation and generalization. In *The IEEE International Conference on Computer Vision (ICCV)*, Oct 2017.
- [33] Krikamol Muandet, David Balduzzi, and Bernhard Schölkopf. Domain generalization via invariant feature representation. In *International Conference on Machine Learning*, pages 10–18, 2013.
- [34] Hyun Oh Song, Yu Xiang, Stefanie Jegelka, and Silvio Savarese. Deep metric learning via lifted structured feature embedding. In *Proceedings of the IEEE conference on computer vision and pattern recognition*, pages 4004–4012, 2016.

- [35] Adam Paszke, Sam Gross, Francisco Massa, Adam Lerer, James Bradbury, Gregory Chanan, Trevor Killeen, Zeming Lin, Natalia Gimelshein, Luca Antiga, et al. Pytorch: An imperative style, high-performance deep learning library. In *Advances in Neural Information Processing Systems*, pages 8024–8035, 2019.
- [36] Ievgen Redko, Amaury Habrard, and Marc Sebban. Theoretical analysis of domain adaptation with optimal transport. In *Joint European Conference on Machine Learning and Knowledge Discovery in Databases*, pages 737–753. Springer, 2017.
- [37] Florian Schroff, Dmitry Kalenichenko, and James Philbin. Facenet: A unified embedding for face recognition and clustering. In *Proceedings of the IEEE conference on computer vision and pattern recognition*, pages 815–823, 2015.
- [38] Jian Shen, Yanru Qu, Weinan Zhang, and Yong Yu. Wasserstein distance guided representation learning for domain adaptation. In *AAAI Conference on Artificial Intelligence*, 2018.
- [39] Antonio Torralba and Alexei A Efros. Unbiased look at dataset bias. In *CVPR 2011*, pages 1521–1528. IEEE, 2011.
- [40] Riccardo Volpi, Hongseok Namkoong, Ozan Sener, John C Duchi, Vittorio Murino, and Silvio Savarese. Generalizing to unseen domains via adversarial data augmentation. In *Advances in Neural Information Processing Systems*, pages 5334–5344, 2018.
- [41] Xun Wang, Xintong Han, Weilin Huang, Dengke Dong, and Matthew R Scott. Multi-similarity loss with general pair weighting for deep metric learning. In *Proceedings of the IEEE Conference on Computer Vision and Pattern Recognition*, pages 5022–5030, 2019.
- [42] Chao-Yuan Wu, R Manmatha, Alexander J Smola, and Philipp Krahenbuhl. Sampling matters in deep embedding learning. In *Proceedings of the IEEE International Conference on Computer Vision*, pages 2840–2848, 2017.
- [43] Jiyang Xie, Zeyu Song, Yupeng Li, and Zhanyu Ma. Mobile big data analysis with machine learning. *arXiv preprint arXiv:1808.00803*, 2018.
- [44] Peng Xu, Qiyue Yin, Yongye Huang, Yi-Zhe Song, Zhanyu Ma, Liang Wang, Tao Xiang, W Bastiaan Kleijn, and Jun Guo. Cross-modal subspace learning for fine-grained sketch-based image retrieval. *Neurocomputing*, 278:75–86, 2018.
- [45] Dong Yi, Zhen Lei, Shengcai Liao, and Stan Z Li. Deep metric learning for person re-identification. In *2014 22nd International Conference on Pattern Recognition*, pages 34–39. IEEE, 2014.
- [46] Han Zhao, Remi Tachet des Combes, Kun Zhang, and Geoffrey J Gordon. On learning invariant representation for domain adaptation. *arXiv preprint arXiv:1901.09453*, 2019.

- [47] Fangyi Zhu, Zhanyu Ma, Xiaoxu Li, Guang Chen, Jen-Tzung Chien, Jing-Hao Xue, and Jun Guo. Image-text dual neural network with decision strategy for small-sample image classification. *Neurocomputing*, 328:182–188, 2019.
- [48] Fuzhen Zhuang, Zhiyuan Qi, Keyu Duan, Dongbo Xi, Yongchun Zhu, Hengshu Zhu, Hui Xiong, and Qing He. A comprehensive survey on transfer learning. *arXiv preprint arXiv:1911.02685*, 2019.