

Maximum Weight Disjoint Paths in Outerplanar Graphs via Single-Tree Cut Approximators

Guyslain Naves, Bruce Shepherd, Henry Xia *

July 22, 2020

Abstract

Since 2000 there has been a steady stream of advances for the maximum weight disjoint paths problem. Achieving tractable results has usually required focusing on relaxations such as: (i) to allow some bounded edge congestion in solutions, (ii) to only consider the unit weight (cardinality) setting, (iii) to only require fractional routability of the selected demands (the all-or-nothing flow setting). For the general form (no congestion, general weights, integral routing) even the case of unit capacity trees which are stars generalizes the maximum matching problem for which Edmonds provided an exact algorithm. For general capacitated trees, Garg, Vazirani, Yannakakis showed the problem is APX-Hard and Chekuri, Mydlarz, Shepherd provided a 4-approximation. This is essentially the only setting where a constant approximation is known for the general form of EDP. We extend their result by giving a constant-factor approximation algorithm for general-form EDP in outerplanar graphs. A key component for the algorithm is to find a SINGLE-TREE $O(1)$ cut approximator for outerplanar graphs. Previously $O(1)$ cut approximators were only known via distributions on trees and these were based implicitly on the results of Gupta, Newman, Rabinovich and Sinclair for distance tree embeddings combined with results of Anderson and Feige.

*guyslain.naves@univ-amu.fr, Aix-Marseille Université; fbrucesh@cs.ubc.ca, University of British Columbia; h.xia@alumni.ubc.ca, University of British Columbia

1 Introduction

The past two decades have seen numerous advances to the approximability of the maximum disjoint paths problem (EDP) since the seminal paper [15]. An instance of EDP consists of a (directed or undirected) “supply” graph $G = (V, E)$ and a collection of k requests (aka demands). Each request consists of a pair of nodes $s_i, t_i \in V$. These are sometimes viewed as a *demand graph* $H = (V(G), \{s_i t_i : i \in [k]\})$. A subset S of the requests is called *routable* if there exist edge-disjoint paths $\{P_i : i \in S\}$ such that P_i has endpoints s_i, t_i for each i . We may also be given a profit w_i associated with each request and the goal is to find a routable subset S which maximizes $w(S) = \sum_{i \in S} w_i$. The *cardinality version* is where we have unit weights $w_i \equiv 1$.

For directed graphs it is known [18] that there is no $O(n^{0.5-\epsilon})$ approximation, for any $\epsilon > 0$ under the assumption $P \neq NP$. Subsequently, research shifted to undirected graphs and two relaxed models. First, in the *all-or-nothing flow model* (ANF) the notion of routability is relaxed. A subset S is called routable if there is a feasible (fractional) multiflow which satisfies each request in S . In [7] a polylogarithmic approximation is given for ANF. Second, in the *congestion* model [20] one is allowed to increase the capacity of each edge in G by some constant factor. Two streams of results ensued. For general graphs, a polylogarithmic approximation is ultimately provided [10, 11, 6] in general graphs with edge congestion 2. For planar (and certain minor-closed families) a constant factor approximation is given [5, 9] with edge congestion 2.

As far as we know, the only congestion 1 results known for either maximum ANF or EDP are as follows. In [19], a constant factor approximation is given for ANF in planar graphs; this approach critically requires unit weights. In [8] a factor 4 approximation is given for EDP in capacitated trees. We remark that this problem for unit capacity “stars” already generalizes the maximum weight matching problem in general graphs. Our main contribution to the success of low-distortion tree (distance) embeddings for minimum cost network design. There is a theory of maximum throughput flows is the following result which is the first generalization of the result [8] modulo a larger constant factor of 224.

Theorem 1. *There is an $O(1)$ approximation algorithm for the maximum weight ANF and EDP problems for capacitated outerplanar graphs.*

Results of [16, 3] imply that there is a probabilistic embedding into trees which approximates cut capacity in outerplanar graphs with constant congestion. It is then natural to try to mimic the success of low-distortion tree (distance) embeddings for minimum cost network design. There is an issue in this approach however. Suppose we have a distribution on trees T_i which approximates cut capacity in expectation. We then apply a known EDP algorithm which outputs a subset of requests S_i which are routable in each T_i . While the tree embedding guarantees the convex combination of S_i ’s satisfies the cut condition in G , it may be that no single S_i obeys the cut condition, even approximately. This is a problem even for ANF. In fact, this seems to be a problem even when the trees are either dominating or dominated by G . We resolve this by computing a single tree which approximates the cuts in G – see Theorem 2. Our approach here is heavily inspired by work of Gupta [17] which gives a method for eliminating Steiner nodes in probabilistic tree embeddings for general graphs.

It turns out that having a single-tree is not enough for us and we need additional technical properties to apply the algorithm from [8]. First, our single tree T should have integer capacities and be non-expansive, i.e., $\hat{u}(\delta_T(S)) \leq u(\delta_G(S))$ (where \hat{u}/u are the edge capacities in T/G and δ is used to denote the edges in the cut induced by S). To see why it is useful that T is an under-estimator of G ’s cut capacity, consider the classical grid example of [15]. They give an instance with

a set of \sqrt{n} requests which satisfy the cut condition in $2 \cdot G$, but this is useless since one can only route a single request in the capacity of G .

If our tree is an under-estimator, then we can ultimately obtain a (suitably weighty) set of requests satisfying the cut condition in G . However, even this is not generally sufficient for (integral) routability. For a multiflow instance G/H one normally also requires that $G + H$ is Eulerian, even for easy instances such as when G is a 4-cycle. The final ingredient we use is that our single tree T is actually a subtree of G which allows us to invoke the following result – see Theorem 4. If G, H is an instance of EDP which satisfies the cut condition and $G + H$ is outerplanar, then H is routable. The key point here is that we can avoid the usual parity condition needed in [21, 24, 14].

1.1 Single-Tree Embeddings

Our main cut approximation theorem is the following.

Theorem 2. *For any outerplanar graph $G = (V, E)$ with integer edge capacities $u(e) \geq 0$, there is a subtree T of G with integer edge weights $\hat{u}(e)$ such that*

$$\frac{1}{14}u(\delta_G(X)) \leq \hat{u}(\delta_T(X)) \leq u(\delta_G(X)) \text{ for each proper subset } X \subseteq V$$

We compare this theorem to several well-known results for tree-metric embeddings. We first discuss distance-preserving embeddings and return later to capacity-preserving embeddings. In the distance setting, the goal is to replace a graph G with edge distances $d(e) \geq 0$ by a tree T with edge weights $\hat{d}(e)$ so that the shortest-path distances in G, d are quantitatively similar to those in T, \hat{d} . The high level motivation is to attack problems in G using simpler algorithms for trees. We also use the weights d/\hat{d} to denote the induced shortest-path metrics in G, T . For instance, for all $i, j \in V(G)$ we define $d(ij) = \min_{P \in \mathcal{P}_{ij}} d(P)$ where \mathcal{P}_{ij} is the family of simple ij paths in G and $d(P) = \sum_{e \in P} d(e)$. Similarly we use the notation $\hat{d}(ij)$. One may view $(G, d) \rightarrow (T, \hat{d})$ as a mapping of the shortest path semi-metric space in G to one in T . Depending on the scenario, additional restrictions on the mapping are considered in the literature. For instance, one often requires non-contractive mappings, that is, the metric in T *dominates* G : $\hat{d}(ij) \geq d(ij)$ for all $i, j \in V(G)$. The *distortion* (for i, j) is then defined as $\Delta(ij) := \frac{\hat{d}(ij)}{d(ij)}$ and the distortion of the map is $\max_{i, j \in V(G)} \Delta(ij)$.

One easily checks that when G is a unit-weight cycle, the distortion of any mapping into a subtree of G is $n - 1$. In fact, embedding into any n -point tree metric results in a distortion of $\Omega(n)$ [22]; this is true even if additional “Steiner nodes” are allowed [17]. Hence finding a constant-distortion single-tree distance approximator in a graph G is not possible even for the most trivial “non-tree graph”. This inspires the important concept of probabilistic tree embeddings. That is, a distribution P over some family \mathcal{T} of trees. The goal is then to have a small (maximum) distortion in expectation. A breakthrough in [4] showed that every graph has a probabilistic embedding into dominating tree metrics with polylogarithmic expected distortion which is improved to an optimal $O(\log n)$ distortion in [13].

There are some subtleties in this line of research as to which maps are deemed *admissible*. For instance, Do the maps have to be non-contractive or non-expansive? are the trees $T \in \mathcal{T}$ required to be subtrees of G ?, e.g. [2]. One always assumes that $V(G) \subseteq V(T)$ but is T allowed to have Steiner nodes? Also in some settings the weights on edges of T must be the same as for G : $\hat{d}(e) = d(e)$. We call this the *exact weight regime*. The $O(\log n)$ expected distortion result [13] uses non-contractive maps and arbitrary trees (with Steiner nodes, although these can be eliminated with constant factor loss [17]). In the subtree-with-exact-weights regime, the current best distortion is $\tilde{O}(\log n)$ [1].

The connection between metric tree embeddings and cut tree approximators stems from the seminal work of Räcke [23] and a general *exchange theorem* is described in [3]. Andersen and Feige arguments apply to the various tree families \mathcal{T} discussed above, although they restrict proofs to the exact weight regime. They show that for any undirected graph G , there exists an admissible probabilistic embedding for each distance function $d : E(G) \rightarrow \mathbb{R}^+$ with (expected) distortion at most α if and only if there exists an admissible probabilistic embedding for each capacity function $c : E(G) \rightarrow \mathbb{R}^+$ with (expected) congestion at most α (in the exact regime, *congestion* of a cut is $\frac{u(\delta_G(X))}{u(\delta_T(X))}$). They also demonstrate that distance embeddings of a planar graph are closely related to capacity embeddings in its planar dual. A similar relationship was described earlier by Emek [12].

Since there is an $O(1)$ -distortion probabilistic tree embedding for outerplanar graphs [16], the preceding results imply that there is an $O(1)$ -congestion approximator of cuts via a distribution of trees. The duality/polarity arguments of [3] between distance and capacity embeddings are implicit however. There is no obvious way to convert an $O(1)$ -distortion distance embedding into an $O(1)$ -congestion capacity embedding. In fact, to the best of our knowledge, no such distribution has been explicitly given for capacity mappings in outerplanar graphs. Moreover, we know that single-tree embeddings do not even exist for distances in outerplanar graphs (or even cycles) so one may be tempted to believe that none exists for capacities either. Theorem 2 shows otherwise by producing an explicit single-tree cut approximator for any outerplanar graph.

This single-tree result is “lucky” in the following senses. First, there do not exist $O(1)$ -distortion probabilistic tree-metric embeddings in series parallel graphs [16], even for the general dominating tree metric setting. One may then use the equivalence theorem to deduce there is no $O(1)$ -congestion probabilistic tree-capacity embedding (single tree or otherwise). Moreover, even for outerplanar graphs we prove there is no single-tree $O(1)$ -congestion tree embedding using exact weights. Hence it is critical to have the freedom to choose capacities \hat{u} in Theorem 2.

Theorem 3. *There is an infinite family \mathcal{O} of outerplanar graphs such that for every $G \in \mathcal{O}$ and every spanning tree T of G :*

$$\max_X \frac{u(\delta_G(X))}{u(\delta_T(X))} = \Omega(\log |V(G)|),$$

where the max is taken over fundamental cuts of T .

2 Single spanning tree cut approximator in Outerplanar Graphs

In this section we first show the existence of a single-tree which is an $O(1)$ cut approximator for an outerplanar graph G . Subsequently we show that there is such a tree with two additional properties. First, its capacity on every cut is at most the capacity in G , and second, all of its weights are integral. These additional properties (integrality and conservativeness) are needed in our application to EDP.

In the first section, we show how to view capacity approximators in G as distance tree approximators in the planar dual graph. From then on, we look for distance approximators in the dual which correspond to trees in G . In Section 2.1 we prove the exists of (non-conservative) single-tree approximators. In Appendix A we extend this to obtain the stronger approximator. Finally, in Section 2.3 we show that we cannot achieve Theorem 2 in the exact weight model.

2.1 Converting flow-sparsifiers in outerplanar graphs to distance-sparsifiers in trees

In this section we prove the following. Our main cut approximation theorem is the following.

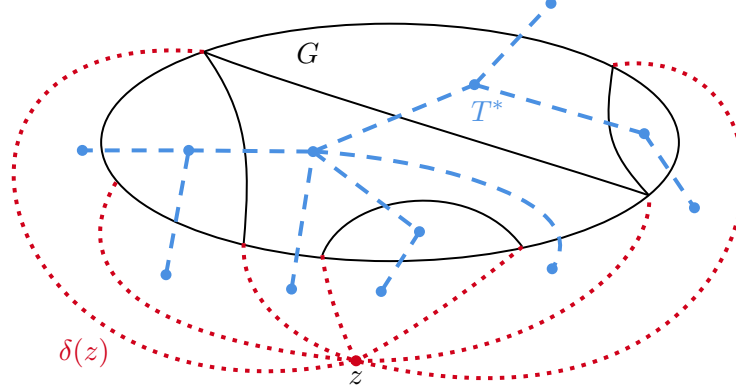


Figure 1: The solid edges form the outerplanar graph G , and the dotted edges are the edges incident to the apex node z in G_z . The dashed edges form the dual tree T^* .

Theorem 2. *For any outerplanar graph $G = (V, E)$ with integer edge capacities $u(e) \geq 0$, there is a subtree T of G with integer edge weights $\hat{u}(e)$ such that*

$$\frac{1}{14}u(\delta_G(X)) \leq \hat{u}(\delta_T(X)) \leq u(\delta_G(X)) \text{ for each proper subset } X \subseteq V$$

Let $G = (V, E)$ be an outerplanar graph with capacities $u : E \rightarrow \mathbb{R}^+$. Without loss of generality, we can assume that G is 2-node connected, so the boundary of the outer face of G is a cycle that contains each node exactly once. Let G^* be the dual of G ; we assign weights to the dual edges in G^* equal to the capacities on the corresponding edges in G . Let G_z be the graph obtained by adding an apex node z to G which is connected to each node of G , that is $V(G_z) = V \cup \{z\}$ and $E(G_z) = E \cup \{(z, v) : v \in V\}$. We may embed z into the outer face of G , so G_z is planar. Let G_z^* denote the planar dual of G_z .

Note that $\delta(z) = \{(z, v) : v \in V\}$ are the edges of a spanning tree of G_z , so $E(G_z)^* \setminus \delta(z)^*$ are the edges of a spanning tree T^* of G_z^* . Each non-leaf node of T^* corresponds to an inner face of G , and each leaf of T^* corresponds to a face of G_z whose boundary contains the apex node z . Also note that we obtain G^* if we combine all the leaves of T^* into a single node (which would correspond to the outer face of G). We will call T^* the dual tree of the outerplanar graph G (Figure 1).

Let a central cut of G be a cut $\delta(S)$ such that both of its shores S and $V \setminus S$ are connected. Hence, the shores of a central cut are subpaths of the outer cycle, so the dual of $\delta(S)$ is a leaf-to-leaf path in T^* . Since every cut of a connected graph is a disjoint union of central cuts, it suffices to only consider central cuts.

We want to find a strictly embedded cut-sparsifier $T = (V, F, u^*)$ of G (ie. a spanning tree T of G with edges weights u^*) such that for any nonempty $X \subsetneq V$, we have

$$\alpha u(\delta_G(X)) \leq u^*(\delta_T(X)) \leq \beta u(\delta_G(X)). \quad (1)$$

In the above inequality, we can replace $u^*(\delta_T(X))$ with $u^*(\delta_G(X))$ if we set $u^*(e) = 0$ for each edge $e \notin E(T)$. In the dual tree (of G), $\delta_G(X)^*$ is a leaf-to-leaf path for any central cut $\delta(X)$, so inequality (1) is equivalent to

$$\alpha u(P) \leq u^*(P) \leq \beta u(P) \quad (2)$$

for any leaf-to-leaf path P in T^* .

Finally, we give a sufficient property on the weights u^* assigned to the edges such that all edges of positive weight are in the spanning tree of G . Recall that the dual of the edges not in the spanning tree of G would form a spanning tree of G^* . Since we assign weight 0 to edges not in the spanning tree of G , it is sufficient for the 0 weight edges to form a spanning subgraph of G^* . Since G^* is obtained by combining the leaves of T^* into a single node, it suffices for each node $v \in V(T^*)$ to have a 0 weight path from v to a leaf of T^* .

2.2 An algorithm to build a distance-sparsifier of a tree

In this section, we present an algorithm to obtain a distance-sparsifier of a tree. In particular, this allows us to obtain a cut-approximator of an outerplanar graph from a distance-sparsifier of its dual tree.

Let $T = (V, E, u)$ be a weighted tree where $u : E \rightarrow \mathbb{R}^+$ is the length function on T . Let $L \subset V$ be the leaves of T . We assign non-negative weights u^* to the edges of T . Let d be the shortest path metric induced by the original weights u , and let d^* be the shortest path metric induced by the new weights u^* . We want the following two conditions to hold:

1. there exists a 0 weight path from each $v \in V$ to a leaf of T .
2. for any two leaves $x, y \in L$, we have

$$\frac{1}{4}d(x, y) \leq d^*(x, y) \leq 2d(x, y). \quad (3)$$

We define u^* recursively as follows. Let r be a non-leaf node of T (we are done if no such nodes exist), and consider T to be rooted at r . For $v \in V$, let $T(v)$ denote the subtree rooted at v , and let $h(v)$ denote the height of u (ie. $h(v) = \min\{d(v, x) : x \in L \cap T(v)\}$). Now, let r_1, \dots, r_k be the points in T that are distance exactly $h(r)/2$ from r . Without loss of generality, suppose that each r_i is a node (otherwise we can subdivide the edge to get a node), and order the r_i 's by increasing $h(r_i)$, that is $h(r_{i-1}) \leq h(r_i)$ for each $i = 2, \dots, k$. Furthermore, suppose that we have already assigned weights to the edges in each subtree $T(r_i)$ using this algorithm, so it remains to assign weights to the edges not in any of these subtrees. We assign a weight of $h(r_i)$ to the first edge on the path from r_i to r for each $i = 2, \dots, k$, and weight 0 to all other edges (Figure 2). This algorithm terminates because the length of the longest path from the root to a leaf decreases by at least half the length of the shortest edge incident to a leaf in each iteration.

Note that we assign 0 weight to edges on the path from r_1 to r , so condition 1 is satisfied by construction. It remains to prove condition 2. We will use the following upper and lower bounds. For each leaf $x \in L$,

$$d^*(x, r) \leq 2d(x, r) - h(r), \quad (4)$$

$$d^*(x, r) \geq d(x, r) - h(r). \quad (5)$$

We prove the upper bound in (4) by induction. We are done if T only has 0 weight edges, and the cases that cause the algorithm to terminate will only have 0 weight edges. For the induction, we consider two separate cases depending on whether $x \in T(r_1)$.

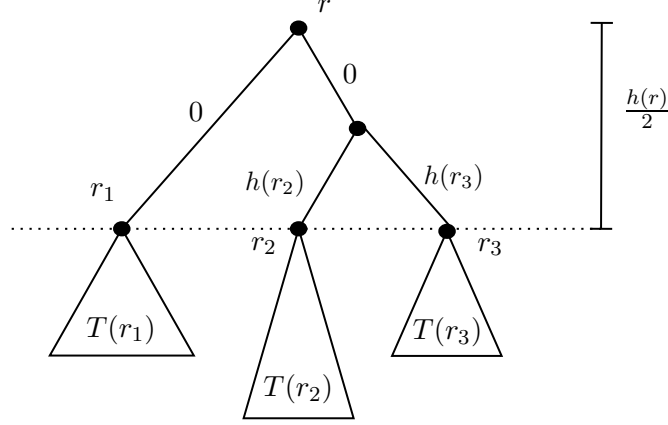


Figure 2: The algorithm assigns weights to the edges above r_1, \dots, r_k , and is run recursively on the subtrees $T(r_1), \dots, T(r_k)$.

Case 1: $x \in T(r_1)$.

$$\begin{aligned}
 d^*(x, r) &= d^*(x, r_1) + d^*(r_1, r) && (r_1 \text{ is between } x \text{ and } r) \\
 &= d^*(x, r_1) && (\text{by definition of } u^*) \\
 &\leq 2d(x, r_1) - h(r_1) && (\text{by induction}) \\
 &= 2d(x, r) - 2d(r, r_1) - h(r_1) && (r_1 \text{ is between } x \text{ and } r) \\
 &= 2d(x, r) - \frac{3}{2}h(r) && (h(r_1) = h(r)/2 \text{ by definition of } r_1) \\
 &\leq 2d(x, r) - h(r)
 \end{aligned}$$

Case 2: $x \in T(r_i)$ for some $i \neq 1$.

$$\begin{aligned}
 d^*(x, r) &= d^*(x, r_i) + d^*(r_i, r) && (r_i \text{ is between } x \text{ and } r) \\
 &= d^*(x, r_i) + h(r_i) && (\text{by definition of } u^*) \\
 &\leq 2d(x, r_i) - h(r_i) + h(r_i) && (\text{by induction}) \\
 &= 2d(x, r) - 2d(r_i, r) && (r_i \text{ is between } x \text{ and } r) \\
 &= 2d(x, r) - h(r) && (d(r_i, r) = h(r)/2 \text{ by definition of } r_i)
 \end{aligned}$$

This proves inequality (4).

We prove the lower bound in (5) similarly.

Case 1: $x \in T(r_1)$.

$$\begin{aligned}
 d^*(x, r) &= d^*(x, r_1) + d^*(r_1, r) && (r_1 \text{ is between } x \text{ and } r) \\
 &= d^*(x, r_1) && (\text{by definition of } u^*) \\
 &\geq d(x, r_1) - h(r_1) && (\text{by induction}) \\
 &= d(x, r) - d(r, r_1) - h(r_1) && (r_1 \text{ is between } x \text{ and } r) \\
 &= d(x, r) - h(r) && (\text{by definition of } r_1)
 \end{aligned}$$

Case 2: $x \in T(r_i)$ for some $i \neq 1$.

$$\begin{aligned}
d^*(x, r) &= d^*(x, r_i) + d^*(r_i, r) && (r_i \text{ is between } x \text{ and } r) \\
&= d^*(x, r_i) + h(r_i) && (\text{by definition of } u^*) \\
&\geq d(x, r_i) - h(r_i) + h(r_i) && (\text{by induction}) \\
&= d(x, r) - d(r_i, r) && (r_i \text{ is between } x \text{ and } r) \\
&= d(x, r) - h(r)/2 && (d(r_i, r) = h(r)/2 \text{ by definition of } r_i) \\
&\geq d(x, r) - h(r)
\end{aligned}$$

This proves inequality (5)

Finally, we prove property 2, that is inequality (3), by induction. Let $x, y \in L$ be two leaves of T . Suppose that $x \in T(r_i)$ and $y \in T(r_j)$. By induction, we may assume that $i \neq j$, so without loss of generality, suppose that $i < j$.

We prove the upper bound.

$$\begin{aligned}
d^*(x, y) &= d^*(x, r_i) + d^*(r_i, r_j) + d^*(r_j, y) \\
&\leq 2d(x, r_i) - h(r_i) + 2d(y, r_j) - h(r_j) + d^*(r_i, r_j) && (\text{by (4)}) \\
&\leq 2d(x, r_i) - h(r_i) + 2d(y, r_j) - h(r_j) + h(r_i) + h(r_j) && (\text{by definition of } u^*) \\
&= 2d(x, r_i) + 2d(y, r_j) \\
&\leq 2d(x, y)
\end{aligned}$$

We prove the lower bound.

$$\begin{aligned}
d(x, y) &= d(x, r_i) + d(r_i, r_j) + d(r_j, y) \\
&\leq d(x, r_i) + d(r_j, y) + h(r_i) + h(r_j) && (\text{because } d(r, r_i) = h(r)/2 \leq h(r_i) \text{ for all } i \in [k]) \\
&\leq 2d(x, r_i) + 2d(r_j, y) && (\text{by definition of } h) \\
&\leq 2d^*(x, r_i) + 2h(r_i) + 2d^*(y, r_j) + 2h(r_j) && (\text{by (5)}) \\
&= 2d^*(x, y) - 2d^*(r_i, r_j) + 2h(r_i) + 2h(r_j).
\end{aligned}$$

Now we finish the proof of the lower bound by considering two cases.

Case 1: $i = 1$, that is x is in the first subtree.

$$\begin{aligned}
d(x, y) &\leq 2d^*(x, y) - 2d^*(r_1, r_j) + 2h(r_1) + 2h(r_j) \\
&= 2d^*(x, y) - 2h(r_j) + 2h(r_1) + 2h(r_j) && (\text{by definition of } u^*) \\
&\leq 2d^*(x, y) + 2h(r_j) \\
&\leq 4d^*(x, y)
\end{aligned}$$

Case 2: $i > 1$, that is neither x nor y is in the first subtree.

$$\begin{aligned}
d(x, y) &\leq 2d^*(x, y) - 2d^*(r_i, r_j) + 2h(r_i) + 2h(r_j) \\
&= 2d^*(x, y) - 2h(r_i) - 2h(r_j) + 2h(r_i) + 2h(r_j) && (\text{by definition of } u^*) \\
&= 2d^*(x, y)
\end{aligned}$$

This completes the proof of property 2.

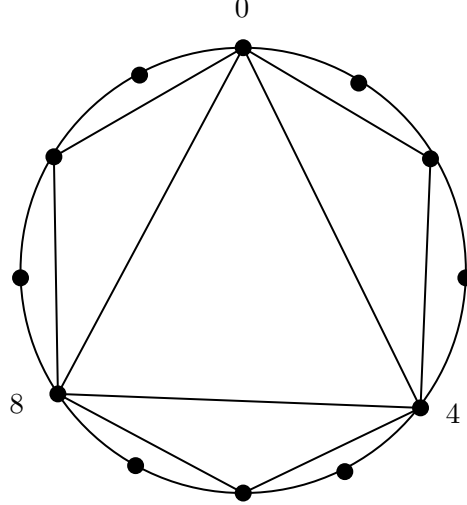


Figure 3: The congestion lower bound graph for $n = 2$.

2.3 Lower bound on Congestion in the Exact Weight Model

In this section we prove Theorem 3.

Proof. Let G be an undirected unit capacity graph with 3×2^n nodes defined as follows. Label the nodes of G with the integers 0 to $3 \times 2^n - 1$, and arrange the nodes in a circle so that node $i + 1$ comes after node i . First add the three edges $(0, 2^n)$, $(2^n, 2^{n+1})$, and $(2^{n+1}, 0)$. Then, recursively for each edge (u, v) that is not between adjacent nodes on the circle, add the two edges $(u, (u + v)/2)$ and $((u + v)/2, v)$ (Figure 3). We show that any spanning tree of G has $\Omega(n)$ congestion.

Since G is planar and 2-connected, by Andersen & Feige [3], we know that every spanning tree of G with congestion ρ gives a spanning tree of the planar dual of G with stretch at most $\rho + 1$. Hence, it suffices to show that every spanning tree of the planar dual of G has $\Omega(n)$ stretch.

Let $v \in V(\tilde{G})$ be the node that corresponds to the outer face of G . Let $u_k \in V(\tilde{G})$ be the node that corresponds to the face of G bounded by the triangle $0, 2^k, 2^{k+1}$ for $k = 0, \dots, n$. We show that the distance between v and u_n is $n + 1$. By symmetry, any path from v to u_n has the same length, so we just need to find the length of one such path. Note that each u_k is adjacent to u_{k-1} for $k = 1, \dots, n$, and u_0 is adjacent to v , so v, u_0, u_1, \dots, u_n is a path from v to u_n with length $n + 1$. Also note that there are at least two node disjoint paths from v to u_n , so the shortest cycle containing both v and u_n has length $2n + 2$. Let C denote this cycle. By [22], any dominating tree of C has stretch $\Omega(|V(C)|) = \Omega(n)$. In particular, any spanning tree of \tilde{G} is a dominating tree of C , so any spanning tree of \tilde{G} has stretch $\Omega(n)$.

We conclude that any spanning tree of G has congestion $\Omega(n) = \Omega(\log |V(G)|)$. \square

3 Maximum Weight Disjoint Paths and All-or-Nothing Flows

In this section we prove our main result for EDP. We start with some key results we need.

3.1 Required Elements

In this section we prove the following result which establishes conditions for when the cut condition implies routability.

Theorem 4. *Let G be an outerplanar graph with integer edge capacities $u(e)$. Let H denote a demand graph such that $G + H = (V(G), E(G) \cup E(H))$ is outerplanar. If G, H satisfies the cut condition, then H is routable in G .*

We note that the novelty in this statement is that we do not require the Eulerian condition on $G + H$. This condition is needed in virtually all classical results for edge-disjoint paths. In fact, even when G is a 4-cycle and H consists of a matching of size 2, the cut condition is not sufficient to guarantee routability. The main exception is the case when G is a tree and a trivial greedy algorithm suffices to route H . We prove the theorem by giving a simple (but not so simple) algorithm to compute a routing.¹

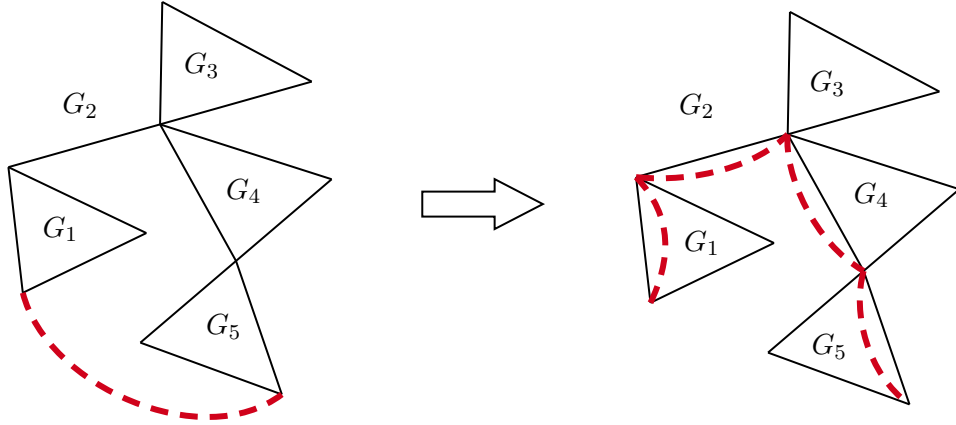


Figure 4: The new demand edges that replace a demand edge whose terminals belong in different blocks. Solid edges represent edges of G and dashed edges represent demand edges.

To prove this theorem, we need the following 2-node reduction lemma which is generally known.

Lemma 1. *Let G be a graph and let H be a collection of demands that satisfies the cut condition. Let G_1, \dots, G_k be the blocks of G (the 2-node connected components and the cut edges (aka bridges) of G). Let H_i be the collection of nontrivial (i.e., non-loop) demands after contracting each edge $e \in E(G) \setminus E(G_i)$. Then each G_i, H_i satisfies the cut condition. Furthermore, if G (or $G + H$) was outerplanar (or planar), then each G_i (resp. $G_i + H_i$) is outerplanar (resp. planar). Moreover, if each H_i is routable in G_i , then H is routable in G .*

Proof. Consider the edge contractions to be done on $G + H$ to obtain $G_i + H_i$. Then, any cut in $G_i + H_i$ was also a cut in $G + H$. Since G, H satisfies the cut condition, then G_i, H_i must also satisfy the cut condition. Furthermore, edge contraction preserves planarity and outerplanarity.

For each $st \in H$ and each G_i , the reduction process produces a request $s_i t_i$ in G_i . If this is not a loop, then s_i, t_i lie in different components of G after deleting the edges of G_i . In this case, we say that st spawns $s_i t_i$. Let J be the set of edges spawned by a demand st . It is easy to see that the edges of J form an st path. Hence if each H_i is routable in G_i , we have that H is routable in G . \square

Proof of theorem 4. Without loss of generality, we assume that the edges of G have unit capacity. Otherwise, we may place $u(e)$ copies of each edge e . Without loss of generality, we assume that G is

¹We are not presently aware of Theorem 4 being stated in the literature or even following as a special case of a known theorem for disjoint paths.

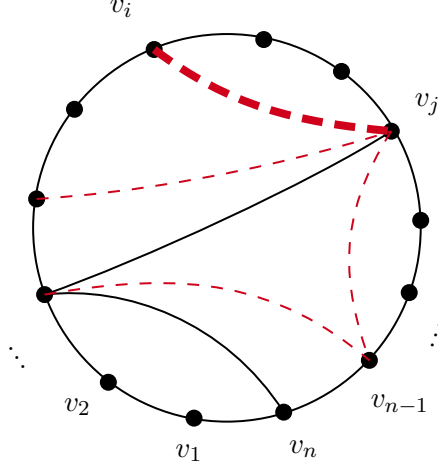


Figure 5: The solid edges form the outerplanar graph G . The dashed edges are the demand edges. The thick dashed edge is a valid edge to route because there are no terminals v_k with $i < k < j$.

2-node connected. Otherwise, we may use Lemma 1 to consider each 2-node connected component of G separately. Label the nodes v_1, \dots, v_n by the order they appear on the outer face of G .

If there are no demand edges, then we are done. Otherwise, since $G + H$ is outerplanar, there exists an edge $v_i v_j \in E(H)$ with $i < j$ such that no v_k is a terminal for $i < k < j$ (Figure 5). Since G is 2-node connected, the boundary of its outer face is a simple cycle. Hence, the path $P = v_i, v_{i+1}, \dots, v_j$ exists. We show that the cut condition is still satisfied after removing both the path P and the demand $v_i v_j$. This represents routing the demand $v_i v_j$ along the path P .

Consider a central cut $\delta_G(X)$. Suppose that v_i and v_j are on opposite sides of the cut. Then, we decrease both $\delta_G(X)$ and $\delta_H(X)$ by 1, so the cut condition holds. Suppose that $v_i, v_j \notin X$, that is v_i and v_j are on the same side of the cut. Then, either $X \subset V(P) \setminus \{v_i, v_j\}$ or $X \cap V(P) = \emptyset$. We are done if $X \cap V(P) = \emptyset$ because $\delta_G(X) \cap E(P) = 0$. Otherwise, $X \subset V(P) \setminus \{v_i, v_j\}$ contains no terminals, so we cannot violate the cut condition. \square

We also need the following result from [8].

Theorem 5. *Let T be a tree with integer edge capacities $u(e)$. Let H denote a demand graph such that each fundamental cut of H induced by an edge $e \in T$ contains at most $ku(e)$ edges of H . We may then partition H into at most $4k$ edge sets H_1, \dots, H_{4k} such that each H_i is routable in T .*

3.2 Proof of the Main Theorem

Theorem 1. *There is a 224 approximation algorithm for the maximum weight ANF and EDP problems for capacitated outerplanar graphs.*

Proof. We first run the algorithms to produce a integer-capacitated tree T, \hat{u} which is an $O(1)$ cut approximator for G . In addition T is a subtree and it is a conservative approximator for each cut in G . First, we prove that the maximum weight routable in T is not too much smaller than for G (in either the EDP or ANF model). To see this let S be an optimal solution in G , whose value is $\text{OPT}(G)$. Clearly S satisfies the cut condition in G and hence by Theorem 2 it satisfies 14 the cut condition in T, \hat{u} . Thus by Theorem 5 there are 56 sets such that $S = \cup_{i=1}^{56} S_i$ and each S_i is routable in T . Hence one of the sets S_i accrues at least $\frac{1}{56}^{\text{th}}$ the profit from $\text{OPT}(G)$.

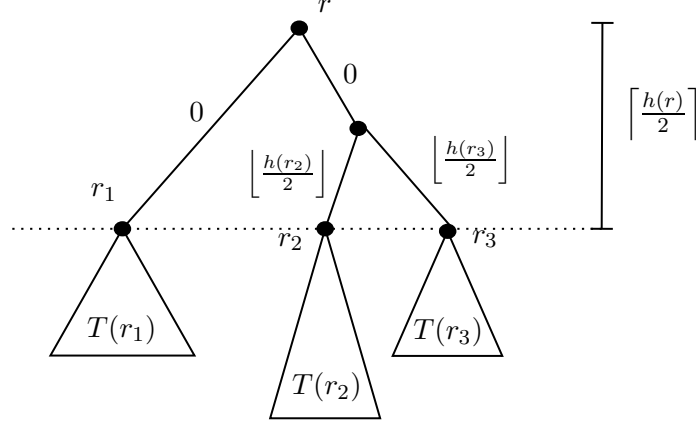


Figure 6: The algorithm assigns integer weights to the edges above r_1, \dots, r_k , and is run recursively on the subtrees $T(r_1), \dots, T(r_k)$.

Now we use the factor 4 approximation [8] to solve the maximum EDP=ANF problem for T, \hat{u} . Let S be a subset of requests which are routable in T and have weight at least $\frac{1}{4} \text{OPT}(T) \geq \frac{1}{224} \text{OPT}(G)$. Since T is a subtree of G we have that $G + T$ is outerplanar. Since T, \hat{u} is an underestimator of cuts in G , we have that the edges of T (viewed as requests) satisfies the cut condition in G . Hence by Theorem 4 we may route these single edge requests in G . Hence since S can route in T , we have that S can also route in G , completing the proof. \square

4 Conclusions

The technique of finding a single-tree constant cut approximator (for a global constant at least) appears to hit its limit at outerplanar graphs. An interesting related question to characterize the graphs for which $O(1)$ cut/distance embeddings exist. It is also interesting to find a graph parameter k which ensures a single-tree $O(f(k))$ cut approximator.

The authors thank Nick Harvey for his valuable feedback on this article.

A Converting to Integer Weight Cut-Conservative Approximators

Section 2.1 described an algorithm to get

$$\frac{1}{4}d(x, y) \leq d^*(x, y) \leq 2d(x, y) \text{ for leaves } x, y \in L.$$

However, the assigned weights were not necessarily integers. In this section, we modify the algorithm to assign integer weights, and achieve the following bound:

$$\frac{1}{14}d(x, y) \leq d^*(x, y) \leq d(x, y) \text{ for leaves } x, y \in L. \quad (6)$$

The algorithm will be the same as before except for two changes. First, we choose r_1, \dots, r_k to be the points that are exactly distance $\lceil h(r)/2 \rceil$ away from r . Second, we assign a weight of $\max\{\lceil h(r_i)/2 \rceil, 1\}$ to the first edge on the path from r_i to r for each $i = 2, \dots, k$ (Figure 6). Note that this algorithm also terminates because the length of the longest path from the root to a leaf decreases by at least half the length of the shortest edge incident to a leaf in each iteration.

Since we assign 0 weight to edges on the path from r_1 to r , there exists a 0 weight path from each node to a leaf. It remains to prove that the assigned weights satisfy the bound.

To prove the upper bound $d^*(x, y) \leq d(x, y)$, we need the following lemma.

Lemma 2. *For each leaf $x \in L$,*

$$2d^*(x, r) \leq 2d(x, r) - h(r) + 2. \quad (7)$$

Furthermore, if $h(r) \leq 1$, we have

$$d^*(x, r) \leq d(x, r). \quad (8)$$

Proof. We prove the upper bounds in (7) and (8) simultaneously by induction. We are done if T is a single node, otherwise we consider a few cases depending on whether $x \in T(r_1)$ and whether $h(r_i) \geq 2$.

Case 1 (inequality (7)): $x \in T(r_1)$.

$$\begin{aligned} 2d^*(x, r) &= 2d^*(x, r_1) + 2d^*(r_1, r) && (r_1 \text{ is between } x \text{ and } r) \\ &= 2d^*(x, r_1) && (\text{by definition of } u^*) \\ &\leq 2d(x, r_1) - h(r_1) + 2 && (\text{by induction with (7)}) \\ &= 2d(x, r) - 2d(r, r_1) - h(r_1) + 2 && (r_1 \text{ is between } x \text{ and } r) \\ &= 2d(x, r) - (\lceil h(r)/2 \rceil + h(r)) + 2 && (\text{since } d(r_1, r) + h(r_1) = h(r)) \\ &\leq 2d(x, r) - h(r) + 2 \end{aligned}$$

Case 2 (inequality (7)): $x \in T(r_i)$ for some $i \neq 1$, and $h(r_i) \geq 2$. Note that this means $\lfloor h(r_i)/2 \rfloor \geq 1$.

$$\begin{aligned} 2d^*(x, r) &= 2d^*(x, r_i) + 2d^*(r_i, r) && (r_i \text{ is between } x \text{ and } r) \\ &= 2d^*(x, r_i) + 2\lfloor h(r_i)/2 \rfloor && (\text{by definition of } u^*) \\ &\leq 2d(x, r_i) - h(r_i) + 2 + h(r_i) && (\text{by induction with (7)}) \\ &= 2d(x, r) - 2d(r_i, r) + 2 && (r_i \text{ is between } x \text{ and } r) \\ &= 2d(x, r) - 2\lceil h(r)/2 \rceil + 2 && (\text{since } d(r_i, r) = \lceil h(r)/2 \rceil) \\ &\leq 2d(x, r) - h(r) + 2 \end{aligned}$$

Case 3 (inequality (7)): $x \in T(r_i)$ and $h(r_i) \leq 1$ for some $i \neq 1$.

$$\begin{aligned} 2d^*(x, r) &= 2d^*(x, r_i) + 2d^*(r_i, r) && (r_i \text{ is between } x \text{ and } r) \\ &= 2d^*(x, r_i) + 2 && (\text{by definition of } u^*) \\ &\leq 2d(x, r_i) + 2 && (\text{by induction with (8)}) \\ &= 2d(x, r) - 2d(r_i, r) + 2 && (r_i \text{ is between } x \text{ and } r) \\ &= 2d(x, r) - 2\lceil h(r)/2 \rceil + 2 && (d(r_i, r) = \lceil h(r)/2 \rceil \text{ by definition of } r_i) \\ &\leq 2d(x, r) - h(r) + 2 \end{aligned}$$

For the remaining cases, we assume that $h(r) = 1$, so $d(r, r_i) = 1$ for each i .

Case 4 (inequality (8)): $x \in T(r_1)$. Since $h(r) = 1$, we necessarily have $x = r_1$ and $d(x, r) = 1$,

so

$$d^*(x, r) = 0 \leq 1 = d(x, r).$$

Case 5 (inequality (8)): $x \in T(r_i)$ for some $i \neq 1$ and $h(r_i) \geq 2$.

$$\begin{aligned}
2d^*(x, r) &= 2d^*(x, r_i) + 2d^*(r_i, r) && (r_i \text{ is between } x \text{ and } r) \\
&= 2d^*(x, r_i) + 2\lfloor h(r_i)/2 \rfloor && (\text{by definition of } u^*) \\
&\leq 2d(x, r_i) - h(r_i) + 2 + h(r_i) && (\text{by induction with (7)}) \\
&= 2d(x, r) && (\text{because } d(r, r_i) = 1)
\end{aligned}$$

Case 6 (inequality (8)): $x \in T(r_i)$ and $h(r_i) \leq 1$ for some $i \neq 1$.

$$\begin{aligned}
2d^*(x, r) &= 2d^*(x, r_i) + 2d^*(r_i, r) && (r_i \text{ is between } x \text{ and } r) \\
&= 2d^*(x, r_i) + 2 && (\text{by definition of } u^*) \\
&\leq 2d(x, r_i) + 2 && (\text{by induction with (8)}) \\
&= 2d(x, r) && (\text{because } d(r, r_i) = 1)
\end{aligned}$$

□

To prove the lower bound $d(x, y) \leq 14d^*(x, y)$, we need the following lemma.

Lemma 3. *For each leaf x ,*

$$d(x, r) \leq 3d^*(x, r) + h(r). \quad (9)$$

Proof. We prove the lower bound in (9) by induction.

Case 1: $x \in T(r_1)$.

$$\begin{aligned}
3d^*(x, r) &= 3d^*(x, r_1) + 3d^*(r_1, r) && (r_1 \text{ is between } x \text{ and } r) \\
&= 3d^*(x, r_1) && (\text{by definition of } u^*) \\
&\geq d(x, r_1) - h(r_1) && (\text{by induction}) \\
&= d(x, r) - d(r, r_1) - h(r_1) && (r_1 \text{ is between } x \text{ and } r) \\
&= d(x, r) - h(r) && (\text{by definition of } r_1)
\end{aligned}$$

Rearranging gives the desired inequality.

Case 2: $x \in T(r_i)$ for some $i \neq 1$.

$$\begin{aligned}
3d^*(x, r) &= 3d^*(x, r_i) + 3d^*(r_i, r) && (r_i \text{ is between } x \text{ and } r) \\
&\geq d(x, r_i) - h(r_i) + 3d^*(r_i, r) && (\text{by induction}) \\
&= d(x, r_i) - h(r_i) + 3 \max\{1, \lfloor h(r_i)/2 \rfloor\} && (\text{by definition of } u^*) \\
&= d(x, r_i) - h(r_i) + 1 + 2\lfloor h(r_i)/2 \rfloor \\
&\geq d(x, r_i) \\
&= d(x, r) - d(r_i, r) && (r_i \text{ is between } x \text{ and } r) \\
&\geq d(x, r) - h(r) && (\text{since } d(r_i, r) \leq h(r))
\end{aligned}$$

Rearranging gives the desired inequality.

□

Finally, we prove the bounds in (6) by induction. Let $x, y \in L$ be two leaves of T . Suppose that $x \in T(r_i)$ and $y \in T(r_j)$. By induction, we may assume that $i \neq j$ (otherwise we may consider the subtree rooted at r_i since the algorithm is recursive). Without loss of generality, suppose that $i < j$.

We prove the upper bound. Let c be the lowest common ancestor of x and y . Since $r_i \neq r_j$, the node c is also an ancestor of r_i and r_j , so $d(r_i, c) \geq 1$ and $d(r_j, c) \geq 1$. First we show that $d^*(x, c) \leq d(x, c)$ by considering two cases.

Case 1: $h(r_i) \geq 2$.

$$\begin{aligned}
2d^*(x, c) &= 2d^*(x, r_i) + 2d^*(r_i, c) && (r_i \text{ is between } x \text{ and } c) \\
&\leq 2d(x, r_i) - h(r_i) + 2 + 2d^*(r_i, c) && (\text{by upper bound (7)}) \\
&\leq 2d(x, r_i) - h(r_i) + 2 + 2\lfloor h(r_i)/2 \rfloor && (\text{by definition of } u^*) \\
&\leq 2d(x, r_i) + 2 && (\text{since } 2\lfloor h(r_i)/2 \rfloor \leq h(r_i)) \\
&\leq 2d(x, r_i) + 2d(r_i, c) && (\text{since } d(r_i, c) \geq 1) \\
&= 2d(x, c)
\end{aligned}$$

Case 2: $h(r_i) \leq 1$.

$$\begin{aligned}
2d^*(x, c) &= 2d^*(x, r_i) + 2d^*(r_i, c) && (r_i \text{ is between } x \text{ and } c) \\
&\leq 2d(x, r_i) + 2d^*(r_i, c) && (\text{by upper bound (8)}) \\
&= 2d(x, r_i) + 2 && (\text{by definition of } u^*) \\
&\leq 2d(x, c) && (\text{since } d(r_i, c) \geq 1)
\end{aligned}$$

The proof that $d^*(y, c) \leq d(y, c)$ is the same. We conclude that

$$d^*(x, y) = d^*(x, c) + d^*(y, c) \leq d(x, c) + d(y, c) = d(x, y),$$

and the upper bound is proved.

We prove the lower bound. First note that $i < j$ means

$$14d^*(r_i, r_j) \geq 14 \max\{1, \lfloor h(r_j)/2 \rfloor\} \geq 6 \cdot 2 + 8 \cdot \lfloor h(r_j)/2 \rfloor \geq 2 + 4h(r_j).$$

Then, we can compute

$$\begin{aligned}
d(x, y) &= d(x, r_i) + d(r_i, r_j) + d(r_j, y) \\
&\leq d(x, r_i) + d(y, r_j) + d(r, r_i) + d(r, r_j) \\
&\leq d(x, r_i) + d(y, r_j) + h(r_i) + h(r_j) + 2 && (\text{since } d(r, r_i) \leq h(r_i) + 1) \\
&\leq 3d^*(x, r_i) + 3d^*(y, r_j) + 2h(r_i) + 2h(r_j) + 2 && (\text{by (9)}) \\
&\leq 14d^*(x, r_i) + 14d^*(y, r_j) + 4h(r_j) + 2 \\
&\leq 14d^*(x, y) - 14d^*(r_i, r_j) + 4h(r_j) + 2 \\
&\leq 14d^*(x, y) - 2 - 4h(r_j) + 4h(r_j) + 2 \\
&\leq 14d^*(x, y).
\end{aligned}$$

This proves inequality (6).

References

- [1] Ittai Abraham, Yair Bartal, and Ofer Neiman. Nearly tight low stretch spanning trees. In *FOCS*, pages 781–790, 2008.
- [2] Noga Alon, Richard M Karp, David Peleg, and Douglas West. A graph-theoretic game and its application to the k-server problem. *SIAM Journal on Computing*, 24(1):78–100, 1995.

- [3] Reid Andersen and Uriel Feige. Interchanging distance and capacity in probabilistic mappings. *arXiv preprint arXiv:0907.3631*, 2009.
- [4] Yair Bartal. Probabilistic approximation of metric spaces and its algorithmic applications. In *Proceedings of 37th Conference on Foundations of Computer Science*, pages 184–193. IEEE, 1996.
- [5] C. Chekuri, S. Khanna, and F.B. Shepherd. Edge-disjoint paths in planar graphs with constant congestion. *SIAM Journal on Computing*, 39:281–301, 2009.
- [6] Chandra Chekuri and Alina Ene. Poly-logarithmic approximation for maximum node disjoint paths with constant congestion. In *Proceedings of the twenty-fourth annual ACM-SIAM symposium on Discrete algorithms*, pages 326–341. SIAM, 2013.
- [7] Chandra Chekuri, Sanjeev Khanna, and F. Bruce Shepherd. The all-or-nothing multicommodity flow problem. In *STOC '04: Proceedings of the thirty-sixth annual ACM symposium on Theory of computing*, pages 156–165, New York, NY, USA, 2004. ACM.
- [8] Chandra Chekuri, Marcelo Mydlarz, and F Bruce Shepherd. Multicommodity demand flow in a tree and packing integer programs. *ACM Transactions on Algorithms (TALG)*, 3(3):27–es, 2007.
- [9] Chandra Chekuri, Guylain Naves, and F Bruce Shepherd. Maximum edge-disjoint paths in k-sums of graphs. In *International Colloquium on Automata, Languages, and Programming*, pages 328–339. Springer, 2013.
- [10] J. Chuzhoy and S. Li. A polylogarithmic approximation algorithm for edge-disjoint paths with congestion 2. *arXiv preprint arXiv:1208.1272*, 2012.
- [11] J. Chuzhoy and S. Li. A polylogarithmic approximation algorithm for edge-disjoint paths with congestion 2. In *Proc. of IEEE FOCS*, 2012.
- [12] Yuval Emek. k-outerplanar graphs, planar duality, and low stretch spanning trees. In *European Symposium on Algorithms*, pages 203–214. Springer, 2009.
- [13] Jittat Fakcharoenphol, Satish Rao, and Kunal Talwar. A tight bound on approximating arbitrary metrics by tree metrics. *J. Comput. Syst. Sci.*, 69(3):485–497, 2004.
- [14] András Frank. Edge-disjoint paths in planar graphs. *Journal of Combinatorial Theory, Series B*, 39(2):164–178, 1985.
- [15] Naveen Garg, Vijay V. Vazirani, and Mihalis Yannakakis. Primal-dual approximation algorithms for integral flow and multicut in trees. *Algorithmica*, 18(1):3–20, 1997.
- [16] A. Gupta, I. Newman, Y. Rabinovich, and A. Sinclair. Cuts, trees and ℓ_1 -embeddings of graphs. *Combinatorica*, 24(2):233–269, 2004.
- [17] Anupam Gupta. Steiner points in tree metrics don’t (really) help. In *SODA*, volume 1, pages 220–227, 2001.
- [18] V. Guruswami, S. Khanna, R. Rajaraman, B. Shepherd, and M. Yannakakis. Near-optimal hardness results and approximation algorithms for edge-disjoint paths and related problems. *Journal of Computer and System Sciences*, 67(3):473–496, 2003.

- [19] Ken-ichi Kawarabayashi and Yusuke Kobayashi. All-or-nothing multicommodity flow problem with bounded fractionality in planar graphs. *SIAM Journal on Computing*, 47(4):1483–1504, 2018.
- [20] J. Kleinberg and E. Tardos. Approximations for the disjoint paths problem in high-diameter planar networks. *Journal of Computers and System Sciences*, 57(1):61–73, 1998.
- [21] Haruko Okamura and P. D. Seymour. Multicommodity flows in planar graphs. *Journal of Combinatorial Theory, Series B*, 31(1):75–81, 1981/8.
- [22] Yuri Rabinovich and Ran Raz. Lower bounds on the distortion of embedding finite metric spaces in graphs. *Discrete & Computational Geometry*, 19(1):79–94, 1998.
- [23] H. Räcke. Minimizing congestion in general networks. In *Proc. of IEEE FOCS*, pages 43–52, 2002.
- [24] Paul D Seymour. Matroids and multicommodity flows. *European Journal of Combinatorics*, 2(3):257–290, 1981.