

Adversarial Immunization for Improving Certifiable Robustness on Graphs

Shuchang Tao¹², Huawei Shen¹, Qi Cao¹², Liang Hou¹², Xueqi Cheng¹

¹CAS Key Lab of Network Data Science and Technology, Institute of Computing Technology,
Chinese Academy of Sciences, Beijing, China

²University of Chinese Academy of Sciences, Beijing, China

ABSTRACT

Despite achieving strong performance in the semi-supervised node classification task, graph neural networks (GNNs) are vulnerable to adversarial attacks, similar to other deep learning models. Existing research works either focus on developing defense models or explore certifiable robustness under GNNs against adversarial attacks. However, little research attention is paid to the potential and practice of immunization to adversarial attacks on graphs. In this paper, we formulate the problem of graph *adversarial immunization* as a bilevel optimization problem, i.e., vaccinating a fraction of node pairs, connected or unconnected, to improve the certifiable robustness of graph against any admissible adversarial attack. We further propose an efficient algorithm with meta-gradient in a discrete way to circumvent the computationally expensive combinatorial optimization when solving the adversarial immunization problem. Experiments are conducted on two citation networks and one social network. Experimental results demonstrate that the proposed adversarial immunization method remarkably improves the fraction of robust nodes by 14%-50%, with an affordable immune budget of only 3.2% edges.

CCS CONCEPTS

• **Networks** → **Network reliability**; • **Theory of computation** → **Machine learning theory**; • **Information systems** → **Web applications**.

KEYWORDS

Adversarial immunization; Graph neural networks; Node classification; Certifiable robustness.

1 INTRODUCTION

Graph data are ubiquitous in real world, characterizing complex relationships among objects or entities. Typical graph data include social networks, citation networks, biological networks, and traffic networks. In the last few years, graph neural networks (GNNs) emerge as a family of powerful tools to model graph data, achieving remarkable performance in many graph mining tasks such as link prediction, node classification, and graph classification. Despite their success, similar to deep learning models in other fields [7, 17], GNNs are proved to be vulnerable to adversarial attacks [4, 9, 38], i.e., imperceptible perturbations on graph structure or node feature can easily fool the GNN model. This poses a fundamental challenge for designing robust GNN models for graph data.

Many researchers devote to designing defense methods against adversarial attacks to GNN model. Defense methods spring up rapidly and gain success at improving model robustness [10, 33,

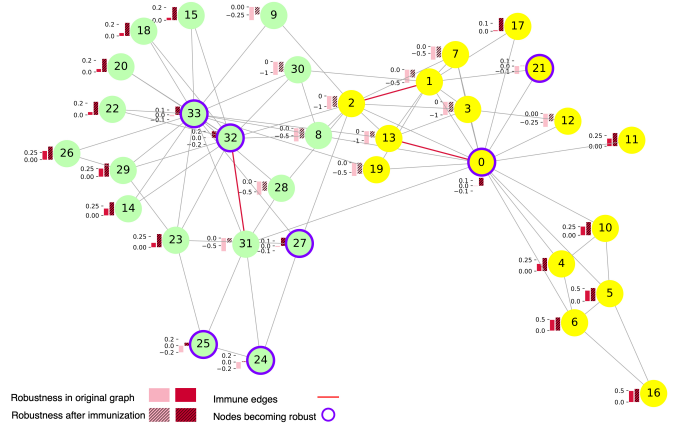


Figure 1: Effect of adversarial immunization on Karate club network. Colors differentiate nodes in two classes. For each node, we use two bars to represent its robustness before and after immunization. When the value of robustness is larger than 0, the corresponding node is certified as robust (red bar), otherwise as non-robust (pink bar). Purple circle indicates the node that becomes robust after immunization. The red edges are the immune edges.

34, 37]. However, these methods are usually heuristic [5] and only effective for certain specific attacks rather than all attacks. Consequently, an endless cat-and-mouse game or competition emerges between adversarial attacks and defense methods [5]. Recently, to solve the attack-defense dilemma, researchers resort to robustness certification on graphs [5, 39]. Certificates provide guarantees that a node with certifiable robustness is robust against any admissible attack. However, robustness certification has limited usefulness since certification is only an assessment method rather than an action guideline to improve robustness against adversarial attacks.

In this paper, we propose *adversarial immunization*, which is the first action guideline to improve the certifiable robustness against any admissible adversarial attack. Specifically, adversarial immunization vaccinates a fraction of node pairs in advance, connected or unconnected, to protect them from being modified by attacks, making the whole graph more robust. We further propose an efficient algorithm to obtain the target immune edges with meta-gradient in a discrete way, circumventing the computationally expensive combinatorial optimization when solving the adversarial immunization problem. Fig. 1 illustrates the effect of adversarial immunization on the well-known Karate club network. We can see that when immunizing 3 edges in advance, the number of nodes certified as robust

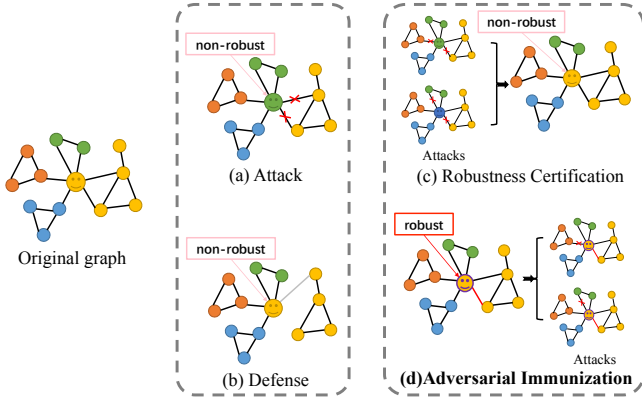


Figure 2: Comparison between attack, defense, robustness certification and adversarial immunization. (a) Attacker removes the two edges causing target node to be misclassified from yellow to green. (b) Defense method rewires a grey edge after attack and make it classified correctly. (c) Robustness certification measures the robustness of nodes against any admissible attack. (d) Adversarial immunization controls one red edge as immunized, and the target node circled by purple circle is certified from non-robust to robust.

against any admissible attack increases by 7, indicating that immunizing some critical edges in advance can significantly improves the certifiable robustness of graph. Taking credit scoring as a real application example, immunization maintains certain connections to prevent fraudsters from pretending to be ordinary customers.

To clarify the key position and contribution of our proposed adversarial immunization more intuitively, Fig. 2 illustrates the relationship between existing attack, defense, robustness certification, and our proposed adversarial immunization. For a target node, attack method perturbs the graph to misclassify the label of the target node, while defense method rewires some edges to defend certain attack. However, the target node may still be misclassified by other attack method, leading to an endless cat-and-mouse game between adversarial attacks and defense methods. In contrast, robustness certification measures the robustness of the target node against any admissible attack or perturbation, while our proposed adversarial immunization improves the certifiable robustness of the target node by immunizing certain edges in advance, changing target node from non-robust to robust against any admissible attack. Our proposed adversarial immunization provides a brand new insight into graph adversarial learning and promotes a more promising and practical development in this field.

In summary, our contributions are as follows:

- (1) To the best of our knowledge, this is the first work proposing and formalizing *adversarial immunization* on graphs to improve certifiable robustness against any admissible attack, providing a brand new insight into graph adversarial learning.

- (2) We innovatively tackle the proposed adversarial immunization with meta-gradient to greedily obtain the optimal immune edges, circumventing the challenges in computationally expensive combinatorial optimization.
- (3) We demonstrate the effectiveness of our proposed method on both citation network and social network datasets. Experimental results show that our proposed method significantly improves the certifiable robustness of graph with an affordable immune budget.

2 RELATED WORK

2.1 Adversarial Machine Learning

Adversarial attacks and the vulnerability of DNNs have received attentions in many areas. Researchers discover that deliberate small perturbations can cause the classifier to misclassify pictures with high confidence [3, 7, 28]. Specifically, FGSM [14] can generate adversarial examples rapidly. C&W is a set of attack algorithms [7] which can make defensive distillation [2] almost completely fail. While the above studies only focus on specific images, universal adversarial perturbations [22] are also proposed to fool a classifier on any image with high probability.

Defense methods resist against adversarial attacks by modifying inputs, the network architecture or using external models [1, 2, 12, 14, 24]. Specifically, adversarial training [14] defends through modifying inputs. Defensive distillation [24] modifies the network which extracts knowledge in the form of a class-like probability vector of training data and feeds it back to train the original model. Akhtar *et al.* [1] append extra 'pre-input' layers and trains them to rectify perturbed images generated using universal perturbations [22].

Throughout the development of adversarial attack and defense in computer vision, attack methods are always defended, and defense methods are also failed under the next attack. This may lead to a cat-and-mouse game, limiting the development of adversarial learning. Recently, certified defense method and robustness certification raise attentions. PixelDP [20] is a certified defense approach using differential privacy. Cohen *et al.* [8] turn any classifier that classifies well under Gaussian noise into a new classifier that is certifiable robust to adversarial attacks. Carlini *et al.* [6] provide principles for evaluating defenses to adversarial examples and a checklist for avoiding common evaluation pitfalls. In brief, the weakness of DNN have led to a lot of contributions on adversarial machine learning, and certifiable robustness is becoming a new hot spot.

2.2 Graph Adversarial Learning

GNNs have shown an exciting results on many tasks of graphs, e.g., node classification [15, 18, 19], network representation learning [25], graph classification [26]. However, they are proved to be sensitive to adversarial attacks [27]. Attack methods can perturb both the graph structure [9, 39] and attributes of nodes [38], while structure-based attacks are more effective, and result in more attention. For example, Nettack [38] attacks node attributes and the graph structure with gradient on node classification tasks. RL-S2V [9] uses reinforcement learning to flip edges. Metattack [39] poisons the graph structure with meta-gradient, treating the graph as a hyperparameter to optimize. There are also some methods

manipulating graph structure with approximation techniques [31], while others work by rewiring [21] and adding fake nodes [32].

Various defense methods are proposed against the above attacks. RGCN [37] adopts Gaussian distributions as the hidden representations of nodes in each convolutional layer, which can defend against Nettack [38] and RL-S2V [9]. Xu *et al.* [34] present the adversarial training framework to defend against the Metattack [39]. Bayesian graph neural networks [36], trainable edge weights [33], transfer learning [29] are also used in other defense methods. Nevertheless, defense methods are usually heuristic against certain attack, providing no guarantees [5].

Recently, robustness certification methods have appeared to fill this gap. Zügner *et al.* [40] propose to mathematically verify certifiable robustness under GNNs w.r.t. perturbations on node attributes. The node is certifiable robust if GNN can still predict correctly under any admissible attack. Bojchevski *et al.* [5] provide a robustness certification method w.r.t. graph structural perturbation, which exploits connections to PageRank and Markov decision process to figure out the certificates.

However, measuring robustness is only the first step, and there is still a lack of research targeted at improving the certifiable robustness in graph adversarial learning, which is exactly the goal and contribution of our proposed adversarial immunization.

3 PRELIMINARIES

Since the adversarial learning on graphs mainly take the semi-supervised node classification as the target task, this chapter first introduces the task of semi-supervised node classification and a widely used GNN model to tackle this task. Besides, we also introduce the robustness certification against any admissible attack.

Semi-supervised node classification. Given an attributed graph $G = (A, X)$, $A \in \{0, 1\}^{N \times N}$ is the adjacency matrix and $X \in \mathbb{R}^{N \times d}$ is the attribute matrix consisting of node attributes, N is the number of nodes and d is the dimension of node attributes. We denote the node set as $\mathcal{V} = \{1, 2, \dots, N\}$ and the edge set as $\mathcal{E} \subseteq \mathcal{V} \times \mathcal{V}$. In the task of semi-supervised node classification, a subset of nodes $\mathcal{V}_l \in \mathcal{V}$ are labelled from class sets \mathcal{K} . The goal of the task is to assign a label for each unlabelled node by the learned classifier $Y = f(A, X) \in \mathbb{R}^{N \times K}$, where $K = |\mathcal{K}|$ is the number of node classes.

Graph neural networks. GNNs have achieved a remarkable success on the task of semi-supervised node classification task [16, 18, 19, 30]. Among existing GNN models, π -PPNP [5, 19] shows an outstanding performance. Consequently, in this paper, we consider π -PPNP as the GNN model to tackle the semi-supervised node classification problem. π -PPNP separates feature transformation from feature propagation to simplify model structure, and uses personalized PageRank [23] for feature propagation to avoid expensive computation on message passing. In summary, the model is:

$$\begin{aligned} H &= f_\theta(X) \\ Y &= \text{softmax}(\Pi H), \end{aligned} \quad (1)$$

where $H \in \mathbb{R}^{N \times K}$ is the transformed features computed by a neural network f_θ , $H^{\text{diff}} := \Pi H$ is defined as the diffused logits. Note that, the *diffused logits* are the unnormalised outputs as real numbers ranging from $(-\infty, +\infty)$, which are also referred as raw predictions.

$\Pi = (1 - \alpha)(I_N - \alpha D^{-1}A)^{-1}$ is personalized PageRank that measures distance between nodes, and D is a diagonal matrix with $D_{ii} = \sum_j A_{ij}$. The personalized PageRank with root node t and a teleport vector e_t on graph G is defined as:

$$\pi_G(e_t) = (1 - \alpha)e_t(I_N - \alpha D^{-1}A)^{-1}, \quad (2)$$

where e_t is a t -th canonical basis vector (row vector). $\pi_G(e_t) = \Pi_{t,:}$ means the t -th row of personalized PageRank matrix Π .

Robustness certification. Similar to other GNN models, π -PPNP is vulnerable to adversarial attacks, and Bojchevski *et al.* [5] certify the robustness of each node on graph by *worst-case margin* under π -PPNP. Specifically, the difference between the raw predictions of node t on the ground truth class y_t and class k defines the *margin* on the perturbed graph \tilde{G} :

$$\mathbf{m}_{y_t, k}(t, \tilde{G}) = H_{t, y_t}^{\text{diff}} - H_{t, k}^{\text{diff}} = \pi_{\tilde{G}}(e_t)(H_{:, y_t} - H_{:, k}). \quad (3)$$

For a target node t , the *worst-case margin* between ground truth class y_t and class k under any admissible perturbation $\tilde{G} \in \mathcal{Q}_{\mathcal{F}}$ is:

$$\mathbf{m}_{y_t, k}(t, \tilde{G}^*) = \min_{\tilde{G} \in \mathcal{Q}_{\mathcal{F}}} \mathbf{m}_{y_t, k}(t, \tilde{G}) = \min_{\tilde{G} \in \mathcal{Q}_{\mathcal{F}}} \pi_{\tilde{G}}(e_t)(H_{:, y_t} - H_{:, k}), \quad (4)$$

where $\tilde{G} = (\mathcal{V}, \tilde{\mathcal{E}} := \mathcal{E}_f \cup \mathcal{F}_+)$ is the perturbed graph consisting of fixed edges \mathcal{E}_f and the perturbed edges \mathcal{F}_+ , \tilde{G}^* is the worst-case perturbed graph. The set of admissible perturbed graphs $\mathcal{Q}_{\mathcal{F}} = \left\{ (\mathcal{V}, \tilde{\mathcal{E}} := \mathcal{E}_f \cup \mathcal{F}_+) \mid \mathcal{F}_+ \subseteq \mathcal{F}, |\tilde{\mathcal{E}} \setminus \mathcal{E}| + |\mathcal{E} \setminus \tilde{\mathcal{E}}| \leq B, |\tilde{\mathcal{E}}^t \setminus \mathcal{E}^t| + |\mathcal{E}^t \setminus \tilde{\mathcal{E}}^t| \leq b_t, \forall t \right\}$, where $\mathcal{F} \subseteq (\mathcal{V} \times \mathcal{V}) \setminus \mathcal{E}_f$ is the fragile edge set. Each fragile edge $(i, j) \in \mathcal{F}$ can be included in the graph or excluded from the graph by the attacker, and the selected attack edge \mathcal{F}_+ is a subset of fragile edge set \mathcal{F} . The perturbations satisfy both global budget and local budget, where global budget $|\tilde{\mathcal{E}} \setminus \mathcal{E}| + |\mathcal{E} \setminus \tilde{\mathcal{E}}| \leq B$ requires that there are at most B perturbed edges, and local budget $|\tilde{\mathcal{E}}^t \setminus \mathcal{E}^t| + |\mathcal{E}^t \setminus \tilde{\mathcal{E}}^t| \leq b_t$ limits node t to have no more than b_t perturbed edges.

Node t is certifiably robust when

$$\mathbf{m}_{y_t, k_t}(t, \tilde{G}^*) = \min_{k \neq y_t} \mathbf{m}_{y_t, k}(t, \tilde{G}^*) > 0, \quad (5)$$

where k_t is the most likely class among other classes. In other words, whether a node is robust is determined by the worst-case margin against any admissible perturbed graph being greater than zero. This certification method can directly measure the robustness of graph under GNN model.

Bojchevski *et al.* [5] use policy iteration with reward $r = -(H_{:, y_t} - H_{:, k})$ to find the worst-case perturbed graph. Under certain set of admissible perturbed graph $\mathcal{Q}_{\mathcal{F}}$, running policy iteration $K \times (K - 1)$ times can obtain the certificates for all N nodes.

4 ADVERSARIAL IMMUNIZATION

In this section, we shed light on adversarial immunization by designing an effective method for selecting and protecting appropriate edges in advance as immunized to improve the certifiable robustness of graph. First, we formalize the problem of adversarial immunization and elaborate it with a widely used GNN model. Then we propose an efficient algorithm, using meta-gradient to obtain the optimal immune edges.

4.1 Problem Formulation

Adversarial immunization aims to improve the certifiable robustness of nodes, i.e. the minimal *worst-case* margin of nodes under the node classification task. Specifically, by controlling appropriate immune edges, GNN model can correctly classify nodes even under the worst case. We formalize the general goal of adversarial immunization as:

$$\max_{\mathcal{E}_c \in \mathcal{S}_c} \min_{k \neq y_t} \mathbf{m}_{y_t, k}(t, \hat{G}), \quad (6)$$

where $\hat{G} = (\mathcal{V}, \hat{\mathcal{E}} := (\mathcal{E}_{\hat{G}^*} \cup \mathcal{E}_c^{\text{connect}}) \setminus \mathcal{E}_c^{\text{unconnect}})$ is the modified graph with contribution of both perturbed edges $\mathcal{E}_{\hat{G}^*}$ and immune edges $\mathcal{E}_c^{\text{connect}}$ and $\mathcal{E}_c^{\text{unconnect}}$, $\mathcal{E}_{\hat{G}^*}$ is the edge set of the worst-case perturbed graph \hat{G}^* :

$$\tilde{G}^* = \arg \min_{\tilde{G} \in \mathcal{Q}_F} \mathbf{m}_{y_t, k}(t, \tilde{G}). \quad (7)$$

Note that, the immune edges $\mathcal{E}_c = (\mathcal{E}_c^{\text{connect}} \cup \mathcal{E}_c^{\text{unconnect}}) \subseteq (\mathcal{V} \times \mathcal{V})$ contain both connected edges $\mathcal{E}_c^{\text{connect}}$ to keep them in the graph and unconnected node pairs $\mathcal{E}_c^{\text{unconnect}}$ to keep them not in the graph. Due to the limited immunization budget in reality, we cannot immunize all node pairs. Here, we consider both local budget and global budget to constrain the choice of immune edges \mathcal{E}_c . Globally, the number of immune edges in the whole graph should be no more than *global budget* C , i.e. $|\mathcal{E}_c| \leq C$. For each node t , the number of immune edges cannot exceed the *local budget* c_t , i.e. $|\mathcal{E}_c^t| \leq c_t$, where \mathcal{E}_c^t represents the edges associated with node t . The set of admissible immune edges \mathcal{E}_c is defined as:

$$\mathcal{S}_c = \{\mathcal{E}_c | \mathcal{E}_c \subseteq (\mathcal{V} \times \mathcal{V}), |\mathcal{E}_c| \leq C, |\mathcal{E}_c^t| \leq c_t, \forall t \in \mathcal{V}\}. \quad (8)$$

Next, we will elaborate with a specific graph neural network model to achieve an instance of the proposed adversarial immunization problem.

4.2 Adversarial Immunization under GNN model

We use π -PPNP as the GNN model. The goal of adversarial immunization under π -PPNP is formalized as:

$$\max_{\mathcal{E}_c \in \mathcal{S}_c} \min_{k \neq y_t} \pi_{\hat{G}}(\mathbf{e}_t)(H_{:, y_t} - H_{:, k}), \quad (9)$$

where $\pi_{\hat{G}}$ is the personalized PageRank of the modified graph \hat{G} , $\hat{G} = (\mathcal{V}, \hat{\mathcal{E}} := (\mathcal{E}_{\hat{G}^*} \cup \mathcal{E}_c^{\text{connect}}) \setminus \mathcal{E}_c^{\text{unconnect}})$, $\mathcal{E}_{\hat{G}^*}$ is the worst-case perturbed graph.

Note that, the above immunization objective function is for a single node t . In order to improve the certifiable robustness of the entire graph, we take the sum of the worst-case margins over all nodes as the overall goal of adversarial immunization:

$$\max_{\mathcal{E}_c \in \mathcal{S}_c} \sum_{t \in \mathcal{V}} \min_{k \neq y_t} \pi_{\hat{G}}(\mathbf{e}_t)(H_{:, y_t} - H_{:, k}). \quad (10)$$

Challenges: It's not easy to obtain the optimal immune edges due to two issues. First, the computational cost on selecting certain edges from the total node pairs is expensive. Given a global immune budget of C edges, the possible immunization plans is $\binom{N^2}{C}$. This leads to an unbearable search cost $O(N^{2C})$, making it difficult to

find the optimal immune edges efficiently. The second challenge comes from the discrete nature of graph data. The resulting non-differentiability hinders back-propagating gradients to guide the optimization of immune edges.

4.3 Solution via Meta-gradient

In this section, we greedily obtain the solution via meta-gradient to efficiently address the adversarial immunization. To facilitate the solution of meta-gradient, we first regard immune edges to be optimized as a hyperparameter with matrix form.

Matrix form of the problem. We use the adjacency matrix to represent the immune edge set in Eq. 10 and formalize our goal with the matrix form:

$$\max_{\mathcal{A}_c \in \mathcal{A}_{S_c}} \sum_{t \in \mathcal{V}} \min_{k \neq y_t} \pi_{\hat{G}}(\mathbf{e}_t)(H_{:, y_t} - H_{:, k}), \quad (11)$$

$$\pi_{\hat{G}}(\mathbf{e}_t) = (1 - \alpha) \mathbf{e}_t \left(\mathbf{I}_N - \alpha \mathbf{D}_{\hat{G}}^{-1} \mathbf{A}_{\hat{G}} \right)^{-1}, \quad \mathbf{A}_{\hat{G}} = \mathbf{A} + \mathbf{A}'_{\hat{G}^*} * \mathcal{A}_c,$$

where \mathcal{A}_c is the matrix form of immune edges \mathcal{E}_c , $\mathbf{A}'_{\hat{G}^*}$ is the matrix form of the perturbing edge set corresponding to the worst-case perturbed graph \hat{G}^* , $\mathbf{A}_{\hat{G}}$ is the adjacency matrix of the modified graph \hat{G} with the contribution of both worst-case perturbing edge set $\mathbf{A}'_{\hat{G}^*}$ and immune graph \mathcal{A}_c , and $*$ is element-wise multiplication. In immune graph \mathcal{A}_c , 0 indicates that the corresponding edge will be controlled and immunized, which will filter the effect of perturbations, while 1 implies that the corresponding edge is not immunized and may be attacked. In other words, \mathcal{A}_c can be regarded as a mask, protecting these immune edges from being modified or attacked. Such a matrix form transforms the original computationally expensive combinatorial optimization of edge set into a discrete matrix optimization problem, reducing the difficulty of obtaining the optimal solution.

The next and key problem is how to solve the bilevel optimization problem with discrete matrix form. We innovatively tackle this problem by greedy algorithm via meta-gradient to obtain the optimal immune graph matrix.

Meta-gradient of immune graph matrix. Meta-gradient is referred as the gradient of hyperparameters [11, 39]. Regarding the immune graph matrix \mathcal{A}_c as a hyperparameter, we can calculate the meta-gradient of the matrix \mathcal{A}_c with the objective function:

$$\nabla_{\mathcal{A}_c}^{\text{meta}} = \nabla_{\mathcal{A}_c} \left[\sum_{t \in \mathcal{V}} \min_{k \neq y_t} \pi_{\hat{G}}(\mathbf{e}_t)(H_{:, y_t} - H_{:, k}) \right], \quad (12)$$

where $\nabla_{\mathcal{A}_c}^{\text{meta}}$ is the meta-gradient of the immune graph matrix \mathcal{A}_c . Each entry in $\nabla_{\mathcal{A}_c}^{\text{meta}}$ represents the effect of the corresponding edge on the objective function, i.e., worst-case margin. Note that, before computing the meta-gradient, we should know the most likely class k_t which minimizes the *worst-case* margin of each node t .

$$k_t = \arg \min_{k \neq y_t} \pi_{\hat{G}}(\mathbf{e}_t)(H_{:, y_t} - H_{:, k}). \quad (13)$$

Directly performing gradient optimization via meta-gradient may result in decimals and the elements greater than 1 or smaller than 0 in the matrix, making \mathcal{A}_c no longer a matrix indicating the immune choice of edges in graph. To solve this challenge, we

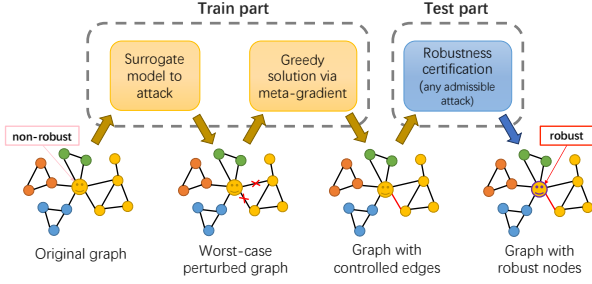


Figure 3: The training and testing process of adversarial immunization.

optimize the matrix of immune edges in a discrete way by greedy algorithm.

Greedy immunization via meta-gradient. Since the external of the objective in immunization is a maximization problem, we apply discrete gradient ascent to solve it. In other words, we calculate the meta-gradient for each entry of the matrix \mathcal{A}_c , and choose the edge with greatest effect greedily. Since \mathcal{A}_c is initialized as a matrix with all elements of 1, it can only be changed from 1 to 0. Hence, only the negative gradient is helpful. We define the inverse of the meta-gradient as the value of corresponding edge: $V_{(i,j)} = -\nabla_{\mathcal{A}_c(i,j)}^{\text{meta}}$, which represents the impact of the corresponding edge on the goal of adversarial immunization.

In order to preserve the edges with greatest influence, we greedily select the entry with maximum value in V :

$$(i^*, j^*) = \arg \max_{(i,j)} V_{(i,j)}, \quad (14)$$

and set the corresponding entries in \mathcal{A}_c to zero as immune edges, protecting them from being attacked and modified.

4.4 Algorithm

In this section, we describe the whole algorithm to obtain the optimal immune edges to improve the certifiable robustness of graphs. We first initialize \mathcal{A}_c as a matrix with all elements of 1 (line 4), indicating that we initially control no edge to be immunized. Then we iteratively select the edges with the greatest impact. In each iteration, we choose the most likely class k_t which minimize the worst-case margin of node t (line 6). Then the core step is to calculate the meta-gradient of the objective function for \mathcal{A}_c and the corresponding value $V_{(i,j)}$ (line 8-9). We select the maximum entry in $V_{(i,j)}$ which satisfy *local budget* c , and set the corresponding entry in \mathcal{A}_c to zero (line 11-12). This process is repeated until we obtain enough immune edges to be controlled.

We illustrate both the training and testing process of adversarial immunization in Fig. 3. During the training process, we first use surrogate model to obtain the worst-case perturbed graph. Then, we select and immunize appropriate edges through Alg. 1 via meta-gradient. As for testing (certificating), we use the immune graph as a mask to protect certain edges from being modified, and improve the certifiable robustness of nodes on the graph.

Algorithm 1 Adversarial immunization on graphs

- 1: **Input:** Graph $G = (A, X)$, immunization budget (C, c) ,
 - 2: **Output:** Controlled edge matrix \mathcal{A}_c
 - 3: $\tilde{G}^* \leftarrow$ train surrogate model to get the worst-case perturbed graph.
 - 4: Initial the controlled edge matrix as $\mathcal{A}_c = \text{ones}((N, N))$
 - 5: **while** number of immune edges in $\mathcal{A}_c < C$ **do**
 - 6: $k_t \leftarrow$ the class which minimize the worst-case margin of each node t as Eq. 13
 - 7: $\tilde{G} \leftarrow$ after perturbing with \tilde{G}^* of the worst-case class k_t and immunizing with \mathcal{A}_c .
 - 8: $\nabla_{\mathcal{A}_c}^{\text{meta}} \leftarrow$ the meta-gradient computing in Eq. 12
 - 9: Value $V_{(i,j)} \leftarrow -\nabla_{\mathcal{A}_c(i,j)}^{\text{meta}}$
 - 10: Select the edges that have already been controlled and set the corresponding entries to 0 in V .
 - 11: $(i^*, j^*) \leftarrow$ maximal entry in V which satisfy c .
 - 12: $\mathcal{A}_c[i^*, j^*] = 0 \leftarrow$ control one more edge (i^*, j^*) .
 - 13: **end**
 - 14: **Return:** \mathcal{A}_c
-

4.5 Complexity analysis

The computational complexity of adversarial immunization depends on the GNN model. Specifically, under GNN model of π -PPNP, the personalized PageRank matrix π is dense leading to a computational complexity and memory requirement of $O(N^2)$. Correspondingly, the computational complexity of the surrogate attack model is also $O(N^2)$. As for the optimization process of immunization, operations of both element-wise multiplication and meta-gradient require a computational complexity and memory of $O(N^2)$. Since we have to calculate the minimal worst-case margin for each pair of classes (k_1, k_2) , the computational complexity and memory in each iteration is $O(K^2 \cdot N^2)$. Considering the total of C iterations to find the optimal C edges to be immunized, immunization method has a computational complexity of $O(C \cdot K^2 \cdot N^2)$ and a memory requirement of $O(K^2 \cdot N^2)$ with π -PPNP.

5 EXPERIMENTS

5.1 Dataset

We evaluate our proposed method on two commonly used citation networks: Citeseer [5], Cora-ML [5], and a social network Reddit [35]. In citation networks, a node represents a paper with attributes of key words and label of paper class, and the edge means the citation relationship. In Reddit, each node represents a post with attributes of word vectors and label of community, while each edge means the post-to-post relationship.

Due to the large size ($N = 232,965$) of Reddit social network, we only keep a subgraph to conduct the experiments. Specifically, we first randomly select 10,000 nodes, and four classes with more than 600 nodes are selected as our target classes. All nodes in these target classes are kept, remaining 3,143 nodes. Then, in order to retain the network structure as much as possible, we further include the first-order neighbors of the kept nodes, resulting in 3,623 nodes in total. Class besides the target four classes is marked as the fifth class, i.e., other-class, containing 480 nodes.

Table 1: Statistics of the evaluation datasets

| Dataset | Type | N_{LCC} | $ \mathcal{E}_{LCC} $ | d | K |
|----------|------------------|-----------|-----------------------|------|-----|
| Citeseer | Citation network | 2110 | 3668 | 3703 | 6 |
| Cora-ML | Citation network | 2810 | 7981 | 2879 | 7 |
| Reddit | Social network | 3069 | 7009 | 602 | 5 |

Experiments are conducted on the largest connected component for both citation networks and social networks. The statistics of each dataset are summarized in Table 1.

5.2 Baseline

To the best of our knowledge, we are the first to propose adversarial immunization on GNN. Thus, there are no direct existing baseline for comparison. To demonstrate the effectiveness of our method, we design three types of methods to choose immune edges as our baselines, including random-based, attribute-based and structure-based methods.

- *Random-based methods.* We consider two random methods with different candidate set of immune edges. **Random** method selects immune edges randomly from all edges, while **Attack Random** selects immune edges from the worst-case perturbed edges obtained by the surrogate attack. Note that, since **Attack Random** knows the worst-case perturbed edges that the surrogate model attacks, it is stronger than the **Random** baseline.

- *Attribute-based methods.* Researches [33, 39] show that attackers tend to remove edges between nodes from the same class and add edges to node pair from different classes. Therefore, we design baselines that maintain the edges with high similarity between the attributes of nodes under the same class, and maintain the disconnection of node pair with low attribute similarity under different classes. As for the measurement of similarity, we consider the commonly used Jaccard score and cosine score, namely **Jaccard** and **Cosine** respectively.

- *Structure-based methods.* We also design baselines considering the structure importance of edges. Specifically, for global structure importance, we use edge-betweenness as a measurement, which is defined as the number of shortest path that goes through an edge in a graph [13]. For local structure importance, we adopt the Jaccard similarity between the neighbors' labels of node pair. These two indicators reflect the connectivity and importance of edges, and we heuristically choose the immune edges with greater values, namely **Betweenness** and **Bridgeness** respectively.

5.3 Experimental Setup

The settings of GNN model in our experiments, i.e., π -PPNP, are the same with [5]. Specifically, we set the transition probability $\alpha = 0.85$. As for our surrogate model, it has two settings of scenarios [5]. One is named as **AddRem**, where the fragile edge set is $\mathcal{F} = (\mathcal{V} \times \mathcal{V}) \setminus \mathcal{E}_f$, i.e. the attacker is allowed to add or remove connections of any node pair in the graph. The other is named as **Rem**, where $\mathcal{F} = \mathcal{E} \setminus \mathcal{E}_f$ for a given graph $G = (\mathcal{V}, \mathcal{E})$, i.e. attackers can only remove connected edges in the graph. The fixed edge set is $\mathcal{E}_f = \mathcal{E}_{mst}$, where \mathcal{E}_{mst} is the edge of the minimum spanning tree (MST) of the graph. The minimum spanning tree is kept to ensure

the connectivity of the graph and reachability between nodes, since the personalized PageRank can only be calculated on connected component. Following the settings in robustness certification [5], we regard the fragile edges as directed, which means $|\mathcal{F}| \approx 2 * |\mathcal{E}|$ in **Rem** scenario and $|\mathcal{F}| \approx N^2$ in **AddRem** scenario. For both the surrogate model and robustness certification, the local budget is limited as $b_t = D_t$ in **Rem** scenario and $b_t = \max(D_t - 6, 0)$ in **AddRem** scenario where D_t is the degree of node t , and global budget is $B = N^2$ in both scenario, which gives sufficient budget for both the surrogate model and robustness certification, thus proving the effectiveness of our proposed adversarial immunization even under strong attacks. Besides, policy iteration is adopted to generate the worst-case perturbation.

For adversarial immunization, the *local budget* of immune edges is $c_t = D_t$ in both **Rem** and **AddRem** scenario. For *global budget* C , we range from 50 to 500 in **Rem** scenario and range from 200 to 2000 in **AddRem** scenario. For baselines, random-based methods randomize 10 times in both scenarios. As for attribute-based methods, in **Rem** scenario, they only immunize the connected edges with high attribute similarity between nodes under the same class, while in **AddRem** scenario, they immunize connected edges with a probability of 0.3 and immunize unconnected node pairs with a probability of 0.7. Such setting of probability considers the fact that there are about 30% removed edges among the worst-case perturbed edges in all datasets.

5.4 Effect of adversarial immunization

To comprehensively demonstrate the effectiveness of our proposed adversarial immunization, we conduct experiments on three datasets, i.e., Citeseer, Cora-ML, Reddit, and two certification scenarios, i.e., **Rem** and **AddRem**.

5.4.1 Scenario of Rem. In **Rem** scenario, the attacker can only remove the connected edges. We show the effect of adversarial immunization from two aspects: the number of robust nodes and the average of worst-case margin. Note that, the worst-case margin can directly measure node robustness and is a more intuitive and direct reflection of the immunization effect. In Fig. 4, the upper figures show the change of the ratio of robust nodes when varying global budget of immunization, and the lower figures show the change of the average of worst-case margin. Since only the node with positive worst-case margin can be certified as robust, the sudden changes of certifiable robustness resulting in sudden jumps in the ratio of robust nodes.

As shown in Fig. 4, we can see that all methods work better when increasing global immune budget from 50 to 500, indicating that the more sufficient our immune budget is, the more certifiable robustness of the graph.

For random-based methods, Attack Random performs better than Random on all datasets. This is because Attack Random knows the worst-case perturbed edges that the surrogate model attacks. However, even with the same access of the worst-case perturbed graph, Attack Random is far worse than our proposed immunization method, which further proves the superiority of our method.

For attribute-based methods, both Jaccard and Cosine methods even perform worse than Random method on three datasets. This result indicates that edges with high attribute similarity have less

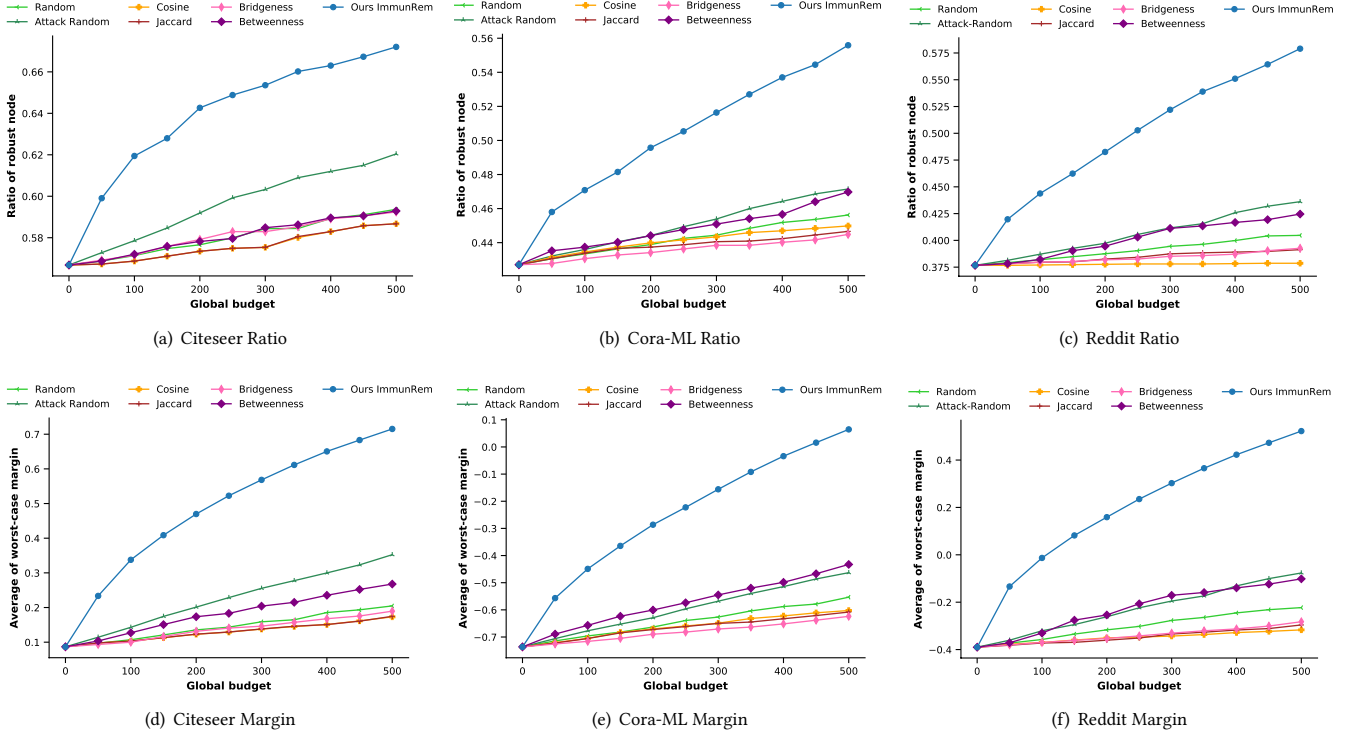


Figure 4: Scenario of Rem: Immunization performance when varying global immune budget from 50 to 500 with a stride of 50. The local budget of immunization and certification is $c_t = b_t = D_t$. The upper figures (a-c) show the change of the ratio of robust nodes, while lower figures (d-f) show the change of the average of worst-case margin.

effect on certifiable robustness against any admissible attack, and may even bring some negative disturbance on the selection of immune edges.

For structure-based methods, Betweenness is superior to Bridginess, indicating that global structure importance is more effective than local structure importance when selecting immune edges. We also note that Betweenness method has similar performance to Attack Random on Core-ML and Reddit, but worse performance on Citeseer. This may be because that there are less fragile edges in Citeseer, making Attack Random easier to get the appropriate immune edges randomly.

As for our proposed immunization method, i.e., *ImmunRem*, it significantly outperforms all the baselines on all datasets. On Reddit (Fig. 4(c), 4(f)), ImmunRem increases the ratio of robust nodes by 50% when the global budget increasing to 450, i.e., 3.2% of all edges. On the other two datasets, Citeseer and Cora-ML, our method also brings 14% and 30% improvement, when also immunizing 3.2% edges.

5.4.2 Scenario of AddRem. We also conduct experiments on the scenario of *AddRem*, where the attacker is allowed to remove as well as add edges. Since the attacker can attack a wide range of edges, and the fragile $\mathcal{F} = (\mathcal{V} \times \mathcal{V}) \setminus \mathcal{E}_f$ has millions of elements, here we vary the global immune budget C from 200 to 2000 and limit the local budget of both surrogate model and certification

as $b_t = \max(D_t - 6, 0)$. Note that immune edges contain both connected edges and unconnected node pairs. Additionally, since structure-based methods can only calculate the importance of connected edges, here we only select and immunize connected edges as baseline. Besides, in order to better demonstrate the effectiveness of our method in the scenario of *AddRem*, we add *ImmunRem* as baseline where the immune edges are selected only from the connected edges by our proposed method with the same local budget b_t and c_t .

On all datasets, our immunization method significantly outperforms all the baselines as shown in Fig. 5. Although Betweenness and ImmunRem only immunize connected edges, they perform best among all baselines. This is because the range of selectable edges as large as $O(N^2)$ in scenario of *AddRem*, making it harder for baselines to select appropriate edges. Directly selecting immune edges from connected edges significantly reduces the search space, resulting in a good performance. Note that, the edges in Citeseer is less than 4000 and the local constraint of attack b_t makes the attacked edges fewer than 1200, so the immunization effect will not improve with the increase of global budget after 1200 edges in Fig. 5(a) and 5(d).

As for our proposed method, i.e., *ImmunAddRem*, its performance when immunizing 200 edges is even better than the performance of the strongest baseline when controlling 2000 edges. Additionally, ImmunAddRem performs better than ImmunRem, indicating that

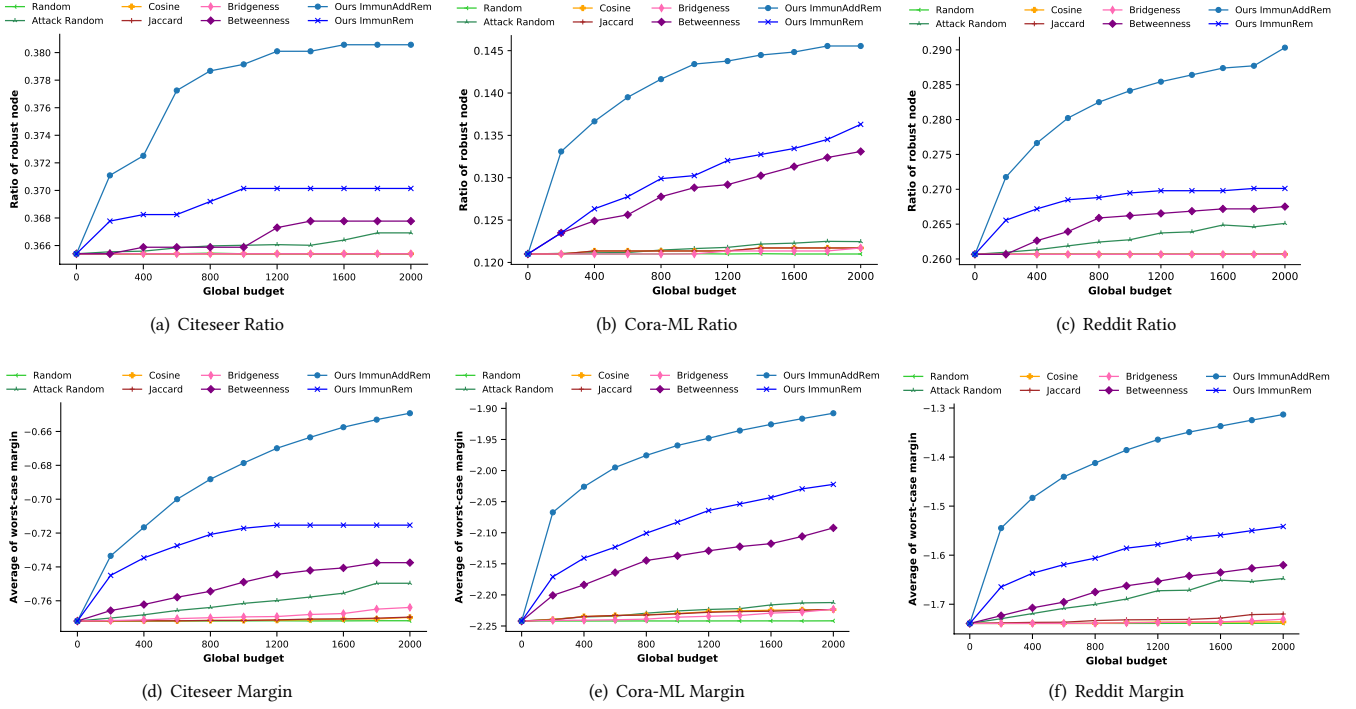


Figure 5: Scenario of AddRem: Immunization performance when varying global immune budget from 200 to 2000 with a stride of 200, where local budget of immunization is $c_t = D_t$ and certification is $b_t = \max(D_t - 6, 0)$.

our approach can select appropriate unconnected node pairs to be immunized among a vast searching space $O(N^2)$. On Citeseer, Cora and Reddit, our ImmunAddRem improves the number of robust nodes by 1.3%, 4.8% and 3.6% respectively when only immunizing 0.02% of all node pairs. This results further demonstrate the effectiveness of our proposed adversarial immunization method even in a difficult scenario.

5.5 Impact of local budget

We explore the influence of the *local budget* of immunization on immune performance when varying the global immune budget from 50 to 500 in **Rem** scenario. Experimental results are shown in Fig. 6. Note that the local immune budget is always non-negative, for example, curve $D_t - 6$ in Fig. 6 means $c_t = \max(D_t - 6, 0)$.

We observe two significant phenomenons: 1) Under the same global budget, the smaller the local budget is, the worse the immune effect is. This is because that as the local budget c_t becomes tighter, the constraint of immune edges are stricter, resulting in limited immunization effect. 2) Under the same local budget, the immunization effect improves with the increasing of global immune budget. This phenomenon holds for all different settings of local immune budget, which is consistent with the observation in Sec. 5.4.

5.6 Case study

In order to have an intuitive understanding of our proposed immunization method, we further show the immune edges and analyze its characteristics. We take Cora-ML as a case to study the immune

edges from three aspects, i.e., structure, attributes and labels. Here, both the surrogate model and the certification scenario is **Rem**, and local immune budget is $c_t = D_t$ and global immune budget is $C = 50$. Fig. 7(a) visualizes the immune edges and the nodes that become robust through immunization. Fig. 7(b) offers the distribution of immune edges on the above three aspects.

Attribute analysis. First we analyze node attribute similarity of the immune edges. In the top left figure in Fig. 7(b), the attribute similarity of nodes at both ends of immune edges is mainly distributed from 0 to 0.2, while that of all edges is distributed from 0 to 0.4. The attribute similarity of the nodes at both ends of immune edges is lower. This may be one reason why attribute-based baselines do not work well in Fig. 4.

Structure analysis. We take edge-betweenness as an indicator to analyze the structure characteristics of immune edges. As shown in the top right figure in Fig. 7(b), the edge-betweenness of all edges is mainly concentrated in 0, i.e., nearly 80% edge’s betweenness is 0. However, only 20% of immune edges have an edge-betweenness value of 0. There are some immune edges whose betweenness even reaches about 0.17. In other words, the edge-betweenness of the immune edges is statistically larger than other edges generally. This explains why the edge-betweenness method is the strongest baseline. In Fig. 7(a), the light green node with the highest degree, is the intersection of many immune edges. The other enlarged blue-green node connects with several immune edges, which also has high degree. This result indicates that adversarial immunization

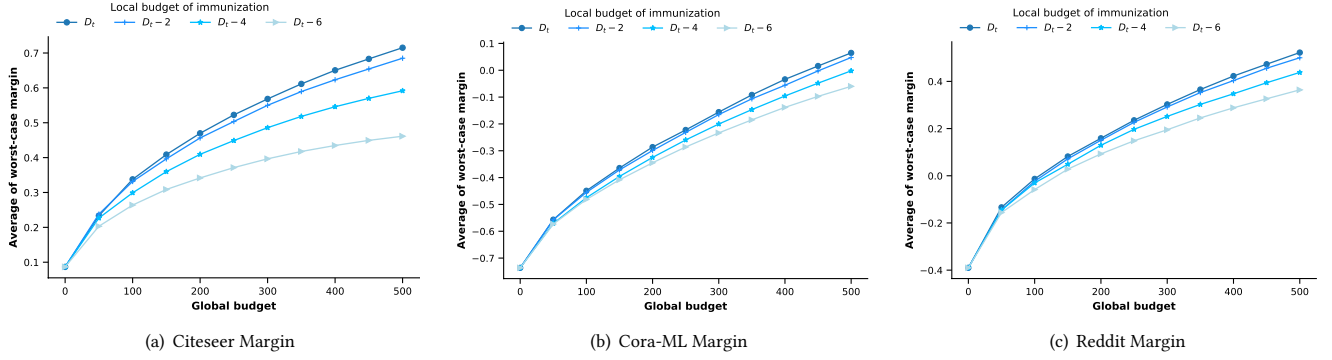


Figure 6: The influence of *local budget* of immunization: local immune budget c_t is getting tighter from D_t to $\max(D_t - 6, 0)$ with a stride of 2, where global immune budget is varying from 50 to 500 with a stride of 50 and *local budget* of certification is $b_t = D_t$ in Rem scenario.

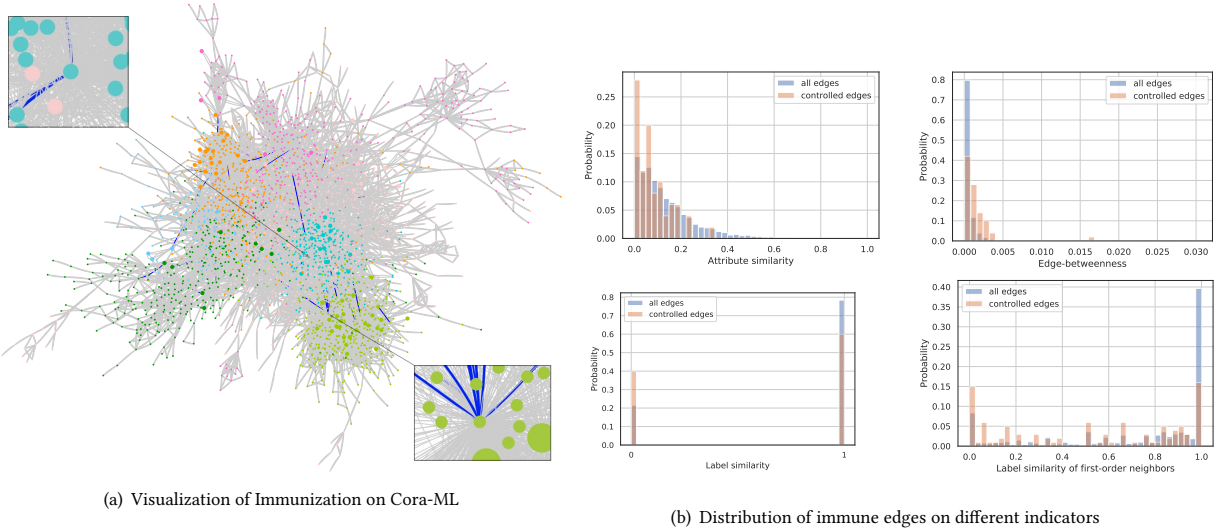


Figure 7: (a) The colorings of the nodes indicate different classes. Larger nodes represent nodes that become robust through immunization. The blue edges are immune edges. Insets enlarge some nodes connected to the immune edges. (b) The top left figure shows the distribution of node attribute similarity of immune edges. The top right figure tells the distribution of edge-betweenness of immune edges. The bottom left figure shows the distribution of label similarity of immune edges. The bottom right figure describes the distribution of label similarity of first-order neighbors of immune edges.

tends to control the edges with certain structural domination, which is critical for improving certifiable robustness of graph.

Label analysis. For labels, we analyze the node’s label similarity immune edges. There are about 80% of all edges which have the same node label at both ends, while the percentage of immune edges is only 60%. We also pay attention to the label similarity of first-order neighbor immune edges. Formally, the label similarity of edge (i, j) is the average similarity between the labels of the neighbors of node i and the label of node j . The label similarity of the first-order neighbor of edge (j, i) can be calculate in the same way. In the bottom right figure of Fig. 7(b), about 40% of all edges have label similarity of first-order neighbor with value 1.0, while the

percentage of immune edges is only 15%. In sum, the label similarity of the immune edges is lower than all edges. This may due to that the personalized PageRank of π -PPNP: $\Pi = (1 - \alpha)(I_N - \alpha D^{-1}A)^{-1}$ involves the inverse operation, making the diffusion matrix be dense and the heterogeneous edges be helpful for node classification in some way. As a result, immunizing such heterogeneous edges are also helpful for improving the certifiable robustness of graph under the node classification task.

Experiments on Citeseer and Reddit give similar results which are not included because of space limitation.

6 CONCLUSIONS

In this paper, we propose the first work on adversarial immunization on graphs. Focusing on the graph structure, adversarial immunization aims to improve the certifiable robustness of graph against any admissible attack by vaccinating a fraction of node pairs, connected or unconnected. To circumvent the computationally expensive combinatorial optimization, we further propose an efficient algorithm with meta-gradient in a discrete way to figure out suitable immune edges. The effectiveness of our proposed method are evaluated on three well-known network datasets, including two citation networks and one social network. Experimental results reveal that our immunization approach significantly improves the certifiable robustness of graphs under the evaluation metrics of both robust node ratio and worst-case margin. In future work, we tend to explore the adversarial immunization focusing on both graph structures and node attributes.

REFERENCES

- [1] Naveed Akhtar, Jian Liu, and Ajmal Mian. 2018. Defense against universal adversarial perturbations. In *Proceedings of the IEEE conference on computer vision and pattern recognition (CVPR '18)*.
- [2] Naveed Akhtar and Ajmal S. Mian. 2018. Threat of Adversarial Attacks on Deep Learning in Computer Vision: A Survey. *IEEE Access* 6 (2018), 14410–14430.
- [3] Battista Biggio, Igino Corona, Davide Maiorca, Blaine Nelson, Nedim Srndic, Pavel Laskov, Giorgio Giacinto, and Fabio Roli. 2013. Evasion Attacks against Machine Learning at Test Time. In *Joint European conference on machine learning and knowledge discovery in databases (ECML '13)*.
- [4] Aleksandar Bojchevski and Stephan Günnemann. 2019. Adversarial Attacks on Node Embeddings via Graph Poisoning. In *Proceedings of the 36th International Conference on Machine Learning (ICML '19)*.
- [5] Aleksandar Bojchevski and Stephan Günnemann. 2019. Certifiable Robustness to Graph Perturbations. In *Advances in Neural Information Processing Systems* 32, 8319–8330.
- [6] Nicholas Carlini, Anish Athalye, Nicolas Papernot, Wieland Brendel, Jonas Rauber, Dimitris Tsipras, Ian J. Goodfellow, Aleksander Madry, and Alexey Kurakin. 2019. On Evaluating Adversarial Robustness. *ArXiv abs/1902.06705* (2019).
- [7] Nicholas Carlini and David A. Wagner. 2017. Towards Evaluating the Robustness of Neural Networks. In *2017 IEEE Symposium on Security and Privacy (SP '17)*.
- [8] Jeremy M. Cohen, Elan Rosenfeld, and J. Zico Kolter. 2019. Certified Adversarial Robustness via Randomized Smoothing. In *Proceedings of the 36th International Conference on Machine Learning (ICML '19)*.
- [9] Hanjun Dai, Hui Li, Tian Tian, Xin Huang, Lin Wang, Jun Zhu, and Le Song. 2018. Adversarial Attack on Graph Structured Data. In *Proceedings of the 35th International Conference on Machine Learning (ICML '18)*.
- [10] Fuli Feng, Xiangnan He, Jie Tang, and Tat-Seng Chua. 2019. Graph adversarial training: Dynamically regularizing based on graph structure. *IEEE Transactions on Knowledge and Data Engineering* (2019).
- [11] Chelsea Finn, Pieter Abbeel, and Sergey Levine. 2017. Model-agnostic meta-learning for fast adaptation of deep networks. In *Proceedings of the 34th International Conference on Machine Learning (ICML '17)*.
- [12] Ji Gao, Beilun Wang, Zeming Lin, Weilin Xu, and Yanjun Qi. 2017. DeepCloak: Masking Deep Neural Network Models for Robustness Against Adversarial Samples. In *International Conference on Learning Representations (ICLR '17)*.
- [13] Michelle Girvan and Mark EJ Newman. 2002. Community structure in social and biological networks. *Proceedings of the national academy of sciences* 99, 12 (2002), 7821–7826.
- [14] Ian J. Goodfellow, Jonathon Shlens, and Christian Szegedy. 2015. Explaining and Harnessing Adversarial Examples. In *International Conference on Learning Representations (ICLR '15)*.
- [15] Will Hamilton, Zitao Ying, and Jure Leskovec. 2017. Inductive Representation Learning on Large Graphs. In *Advances in Neural Information Processing Systems* 30, 1024–1034.
- [16] Wenbing Huang, Tong Zhang, Yu Rong, and Junzhou Huang. 2018. Adaptive Sampling Towards Fast Graph Representation Learning. In *Advances in Neural Information Processing Systems* 31, 4558–4567.
- [17] Di Jin, Zhijing Jin, Joey Tianyi Zhou, and Peter Szolovits. [n.d.]. Is BERT Really Robust? A Strong Baseline for Natural Language Attack on Text Classification and Entailment. In *Proceedings of the 32nd AAAI Conference on Artificial Intelligence*.
- [18] Thomas N. Kipf and Max Welling. 2017. Semi-Supervised Classification with Graph Convolutional Networks. In *International Conference on Learning Representations (ICLR '17)*.
- [19] Johannes Klicpera, Aleksandar Bojchevski, and Stephan Günnemann. 2019. Predict then Propagate: Graph Neural Networks meet Personalized PageRank. In *International Conference on Learning Representations (ICLR '19)*.
- [20] Mathias Lecuyer, Vaggelis Atlidakis, Roxana Geambasu, Daniel Hsu, and Suman Jana. 2019. Certified robustness to adversarial examples with differential privacy. In *2019 IEEE Symposium on Security and Privacy (SP '19)*.
- [21] Yao Ma, Suhang Wang, Lingfei Wu, and Jiliang Tang. 2019. Attacking graph convolutional networks via rewiring. *ArXiv abs/1906.03750* (2019).
- [22] Seyed-Mohsen Moosavi-Dezfooli, Alhussein Fawzi, Omar Fawzi, and Pascal Frossard. 2017. Universal adversarial perturbations. In *Proceedings of the IEEE conference on computer vision and pattern recognition (CVPR '17)*.
- [23] Lawrence Page, Sergey Brin, Rajeev Motwani, and Terry Winograd. 1999. *The PageRank Citation Ranking: Bringing Order to the Web*. Technical Report.
- [24] Nicolas Papernot, Patrick D. McDaniel, Xi Wu, Somesh Jha, and Ananthram Swami. 2016. Distillation as a Defense to Adversarial Perturbations Against Deep Neural Networks. In *2016 IEEE Symposium on Security and Privacy (SP '16)*.
- [25] Leonardo F.R. Ribeiro, Pedro H.P. Saverese, and Daniel R. Figueiredo. 2017. Struc2vec: Learning Node Representations from Structural Identity. In *Proceedings of the 23rd ACM SIGKDD International Conference on Knowledge Discovery & Data Mining (KDD '17)*, 385–394.
- [26] Bastian Rieck, Christian Bock, and Karsten Borgwardt. 2019. A persistent weisfeiler-lehman procedure for graph classification. In *Proceedings of the 36th International Conference on Machine Learning (ICML '19)*.
- [27] Lichao Sun, Ji Wang, Philip S. Yu, and Bo Li. 2018. Adversarial Attack and Defense on Graph Data: A Survey. *ArXiv abs/1812.10528* (2018).
- [28] Christian Szegedy, Wojciech Zaremba, Ilya Sutskever, Joan Bruna, Dumitru Erhan, Ian J. Goodfellow, and Rob Fergus. 2013. Intriguing properties of neural networks. In *International Conference on Learning Representations (ICLR '13)*.
- [29] Xian-Feng Tang, Yandong Li, Yiwei Sun, Huaxi Yao, Prasenjit Mitra, and Suhang Wang. 2020. Transferring Robustness for Graph Neural Network Against Poisoning Attacks. In *Proceedings of the 13th International Conference on Web Search and Data Mining (WSDM '20)*.
- [30] Petar Veličković, Guillem Cucurull, Arantxa Casanova, Adriana Romero, Pietro Liò, and Yoshua Bengio. 2018. Graph Attention Networks. In *International Conference on Learning Representations (ICLR '18)*.
- [31] Binghui Wang and Neil Zhenqiang Gong. 2019. Attacking Graph-Based Classification via Manipulating the Graph Structure. In *Proceedings of the 2019 ACM SIGSAC Conference on Computer and Communications Security (CCS '19)*, 2023–2040.
- [32] Xiaoyun Wang, Joe Eaton, Cho-Jui Hsieh, and Shytsun Felix Wu. 2018. Attack Graph Convolutional Networks by Adding Fake Nodes. *ArXiv abs/1810.10751* (2018).
- [33] Huijun Wu, Chen Wang, Yuriy Tyshetskiy, Andrew Docherty, Kai Lu, and Liming Zhu. 2019. Adversarial examples for graph data: Deep insights into attack and defense. In *International Joint Conference on Artificial Intelligence (IJCAI '19)*.
- [34] Kaidi Xu, Hongge Chen, Sijia Liu, Pin-Yu Chen, Tsui-Wei Weng, Mingyi Hong, and Xue Lin. 2019. Topology Attack and Defense for Graph Neural Networks: An Optimization Perspective. In *Proceedings of the 28th International Joint Conference on Artificial Intelligence (IJCAI '19)*.
- [35] Hanqing Zeng, Hongkuan Zhou, Ajitesh Srivastava, Rajgopal Kannan, and Viktor Prasanna. 2020. GraphSAINT: Graph Sampling Based Inductive Learning Method. In *International Conference on Learning Representations (ICLR '20)*.
- [36] Yingxue Zhang, Soumyasundar Pal, Mark Coates, and Deniz Üstebay. [n.d.]. Bayesian graph convolutional neural networks for semi-supervised classification. In *Proceedings of the 30th AAAI Conference on Artificial Intelligence*.
- [37] Dingyuan Zhu, Ziwei Zhang, Peng Cui, and Wenwu Zhu. 2019. Robust Graph Convolutional Networks Against Adversarial Attacks. In *Proceedings of the 25th ACM SIGKDD International Conference on Knowledge Discovery & Data Mining (KDD '19)*, 1399–1407.
- [38] Daniel Zügner, Amir Akbarnejad, and Stephan Günnemann. 2018. Adversarial attacks on neural networks for graph data. In *Proceedings of the 24th ACM SIGKDD International Conference on Knowledge Discovery & Data Mining (KDD '18)*, 2847–2856.
- [39] Daniel Zügner and Stephan Günnemann. 2019. Adversarial Attacks on Graph Neural Networks via Meta Learning. In *International Conference on Learning Representations (ICLR '19)*.
- [40] Daniel Zügner and Stephan Günnemann. 2019. Certifiable Robustness and Robust Training for Graph Convolutional Networks. In *Proceedings of the 25th ACM SIGKDD International Conference on Knowledge Discovery & Data Mining (KDD '19)*, 246–256.