

Robust adaptive steganography based on dither modulation and modification with re-compression

Zhaoxia Yin^{a,*}, Longfei Ke^a

^aAnhui Province Key Laboratory of Multimodal Cognitive Computation, School of Computer Science and Technology, Anhui University, 230601, P.R.China

Abstract

Traditional adaptive steganography is a technique used for covert communication with high security, but the scheme is invalid in the case of stego image is damaged by lossy channels, such as JPEG compression of channels. To deal with such problem, robust adaptive steganography is proposed to enable the receiver to extract the secret message from the damaged stego image. Previous works utilise reverse engineering and compression-resistant domain constructing to implement robust adaptive steganography. In this paper, we adopt modification with re-compression in embedding scheme to improve the robustness of stego sequences. To balance security and robustness, we move the embedding domain to the low frequency region to improve the security of robust adaptive steganography. In addition, we add an additional check code to further reduce the average extraction error rate based on the framework of E-DMAS (Enhancing Dither Modulation based robust Adaptive Steganography). Compared with GMAS (Generalized dither Modulation based robust Adaptive Steganography) and E-DMAS, Experiments show that our scheme can achieve strong robustness and improve the security of robust adaptive steganography greatly when the channel quality factor is known.

Keywords: Robust steganography, Lossy channel, Robustness, Security

1. Introduction

Steganography is a science and technology to embedding secret messages in images by slightly modifying the pixel values (in spatial domain) or DCT coefficients (in JPEG domain) of normal images [1]. Nowadays, the most popular steganography method is adaptive steganography scheme, which defines a distortion function to calculate modification costs of all elements, then embedding secret messages into cover elements with Syndrome-Trellis Codes (STCs) [2] and the corresponding costs. Such as J-UNIWARD [3], UERD [4] in JPEG domain.

The schemes [3, 4] are only suitable for laboratory environment which assumes the receiver can receive the stego image losslessly. However, social network will execute lossy process, such as JPEG compression and resize, on the uploaded images because of limited storage and bandwidth. The stego image will be damaged by lossy process when it is uploaded to social network. It is hard for the receiver to extract the secret message from the damaged stego image completely. In order to apply steganography to real life, it is necessary to improve the robustness of adaptive steganography scheme.

Currently, several studies tried to achieve robust adaptive steganography. In GMAS [5], the robust adaptive steganography is divided into three categories according to the application: 1) Upward Robust, 2) Downward Robust, 3) Matching Robust.

Upward Robust is the scheme work in the quality factor of channel JPEG compression is not smaller than the quality fac-

tor of cover images. In this mode, Zhang et al. proposed a structure of Compression-resistant Domain Constructing + RS-STCs Codes [6]. Based on the framework, Zhang et al. proposed several works such as DCRAS (DCT Coefficients Relationship based Adaptive Steganography) [7], FRAS (Feature Region based Adaptive Steganography) [8], DMAS (Dither Modulation-based robust Adaptive Steganography) [9]. DCRAS [7] utilizes the robustness of the relationship between DCT coefficients to embed information. FRAS [8] obtains robust embedding regions based on feature region extraction and selection algorithm. DMAS [9] modify middle frequency DCT coefficients based on dither modulation algorithm to embed secret message. Although these schemes [7–9] can achieve a high extraction accuracy, but weak security of the schemes is a serious disadvantage. Yu et al. proposed GMAS [5] based on DMAS [9]. They replace symmetric distortion with asymmetric distortion, combined with ternary STCs and expand the embedding domain to the lower frequency region. GMAS [5] can achieve strong robustness, especially when the channel quality factor Q_c is known, they select images with quality factor Q_c as cover images can achieve better performance. However, GMAS [5] adopt the method of encoding secret message with RS codes, which means with the increase of payload, the security will decline rapidly because of the large number of check codes. These schemes [5, 7–9] embed message with STC [2], but errors in stego sequence caused by damaged stego image will appear error diffusion phenomenon in the STCs decoding [10, 11]. Based on these research, Zhang et al. proposed a new framework Compression-resistant Domain Constructing + STCCRC Codes [12], which adopt CRC codes [13] to encode the stego

*Corresponding author

Email address: yinzhaoxia@ahu.edu.cn (Longfei Ke)

sequence for less check code. Zhang et al. modify DMAS [9] with the framework and get a scheme called E-DMAS. The scheme can achieve higher security than DMAS at high payloads. E-DMAS [12] can solve the problem of rapid decreasing in security caused by embedding a large number of check codes. But, the same problem as DMAS [9], secret message is embedded into middle frequency DCT coefficients, security is still an issue, although better than DMAS [9].

Downward Robust is the scheme work in the quality factor of channel JPEG compression is smaller than the quality factor of cover images. Tao et al. proposed a robust steganography scheme for the situation in [14]. At first, they re-compress an original image with channel quality factor and get a cover image, then they embed a secret message into the cover image with J-UNIWARD [3] or UERD [4] to get a stego image. The next, they modify DCT coefficients of the original image according to the stego image and get an intermediate image, so that the intermediate image is re-compressed with channel quality factor to obtain the stego image. The scheme can extract the secret message from the stego image completely and achieve high security after channel JPEG compression. But the DCT coefficients residual of the intermediate image and the original image are too large to guarantee security. In [15], Zhu et al. utilize the robustness of DCT coefficient sign to implement robust steganography.

Matching Robust is the scheme which re-compress cover images multiple times to reduce impact of social network. In [16], Zhao et al. proposed a robust steganography scheme based on transport channel matching. They re-compress the cover image multiple times with the channel quality factor before embedding a secret message. They encode the secret message with BCH code [17] to improve the extraction accuracy of the secret message. The scheme can achieve strong robustness and high security. Besides, the capacity of the scheme is large. But it is suspicious behavior and time-consuming.

Based on the framework proposed in [12], we mitigate the security shortcomings of GMAS [5] and E-DMAS [12]. We adopt modification with re-compression to improve the accuracy of extracted stego sequence (robustness), which provide possibility to move the embedding domain to lower frequency region and pursue trade-off between robustness and security. The experimental results show that the proposed scheme can achieve same (or stronger) robustness and higher security (especially under higher payloads) than GMAS [5] and E-DMAS [12] when the channel JPEG compression quality factor is utilized. CCPEV (Typical Cartesian Calibrated PEV) [18] and DCTR (Discrete Cosine Transform Residual) [19] steganalysis algorithms are used to extract steganalysis features of stego images under different payloads.

The main contributions of this paper are listed as follow:

- (1) Combining with the known channel compression quality factor, we propose a modification with re-compression based on the framework proposed in [12] to reduce errors in the extracted stego sequence.
- (2) We balance robustness and security by move embedding domain to lower frequency regions to improve security.

In the next section of this paper, we will introduce related

works in Section 2. The proposed method will be introduced in Section 3. The experiment results are shown in Section 4. Conclusion is listed in Section 5.

2. Relate works

In this part, the basic idea of dither modulation algorithm, GMAS algorithm [5] and E-DMAS algorithm [12] are introduced. For more detailed information, refer to the corresponding papers. For convenience, we represent embedding domains with corresponding symbols in this part.

2.1. Notations

In this paper, all matrices and vectors are represented in bold. $\mathbf{X} = (x_{ij})^{n_1 \times n_2}$, $\mathbf{Y} = (y_{ij})^{n_1 \times n_2}$ represent cover image and stego image with size $n_1 \times n_2$ respectively. All cover and stego images in this paper are JPEG images. The symbol $\mathbf{J}^{-1}(\mathbf{X})$ represent the image that \mathbf{X} is decompressed to spatial domain.

2.2. Representation of embedding domain

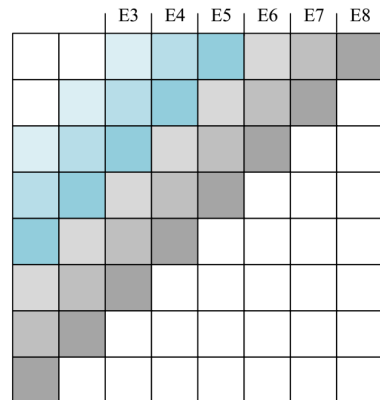


Figure 1: Embedding domain and symbols

We represent different embedding domains in 8×8 DCT coefficient block with different symbols, for example, E8 represent the 8 DCT coefficients in counter-diagonal with the same color as shown in Fig.1. And related embedding domain will be represented as E_number1+number2; for example, E_78 represent combination of E7 and E8.

2.3. Dither modulation

Dither modulation is an implementation of Quantization Index Modulation (QIM)[20, 21] watermarking scheme which is a typical digital watermark embedding scheme.

Just as shown in Fig.2, according to the quantization step q , the coordinate axis is divided into multiple intervals. In the dither modulation algorithm, if a de-quantized DCT coefficient value on coordinate axis belong to an odd interval, which represents cover element 1, otherwise represent 0. Embed message 1 into a de-quantized DCT coefficient which belong to an even interval, the de-quantized DCT coefficient will be modified to middle coordinate of the nearest odd interval, just like point $p1$

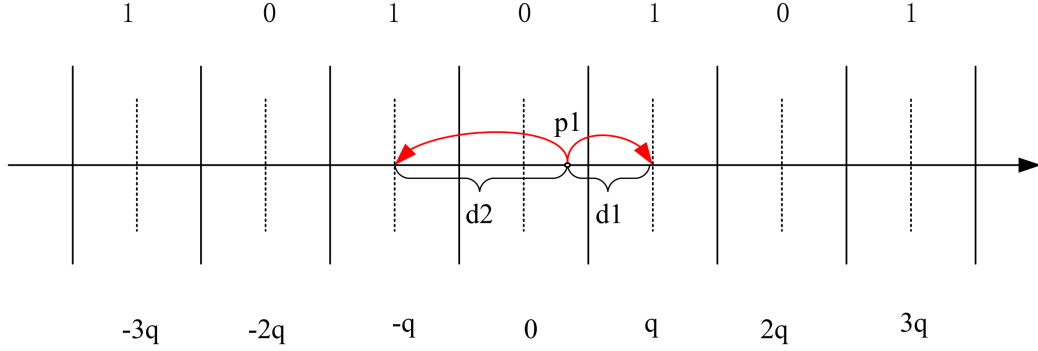


Figure 2: Embedding scheme of dither modulation algorithm

and modification distance is $d1$ in Fig.2. It is similar when it embeds 0 into a de-quantized DCT coefficient belong to odd interval.

In the generalized dither modulation algorithm proposed in GMAS[5], cover elements are quantized DCT coefficient values. When it embeds message 1 into a de-quantized DCT coefficient which belong to an even interval, the de-quantized DCT coefficient can be modified to middle coordinate of the two nearest odd intervals just like point $p1$ and modification distances are $d1$ and $d2$ in Fig.2. It is similar when it embeds 0 into a de-quantized DCT coefficient belong to an odd interval.

2.4. Review of GMAS

Yu et al. propose GMAS [5] with the improved embedding method and embedding region based on DMAS [9]. They achieve a wonderful trade-off between robustness and security base on the framework proposed in [6]. The basic idea of GMAS will be introduced briefly as follow.

1. For a given cover image X , calculate the de-quantized DCT coefficients of the cover image.
2. Calculate embedding distortion ρ of each cover element with distortion function (e.g. J-UNIWARD) according to Eq.1.

$$\rho_{ij} = \sum_{k=1}^3 \sum_{\mu=1}^{n_1} \sum_{\nu=1}^{n_2} \frac{|W_{\mu\nu}^{(k)}(J^{-1}(X)) - W_{\mu\nu}^{(k)}(J^{-1}(Y_{x_{ij}}))|}{|W_{\mu\nu}^{(k)}(J^{-1}(X))| + \sigma} \quad (1)$$

3. Calculate asymmetric distortion ρ^+ , ρ^- according to Eq.2 and Eq.3. \bar{x}_{ij} represent the de-quantized DCT coefficients of processed image, $\alpha \in [0, 1]$.

$$\rho_{ij}^+ = \begin{cases} \alpha \cdot \rho_{ij}, & x_{ij} < \frac{\bar{x}_{ij}}{q_{ij}} \\ \rho_{ij}, & x_{ij} \geq \frac{\bar{x}_{ij}}{q_{ij}} \end{cases} \quad (2)$$

$$\rho_{ij}^- = \begin{cases} \alpha \cdot \rho_{ij}, & x_{ij} > \frac{\bar{x}_{ij}}{q_{ij}} \\ \rho_{ij}, & x_{ij} \leq \frac{\bar{x}_{ij}}{q_{ij}} \end{cases} \quad (3)$$

4. Extract cover sequence C and the modification distances d^+ , d^- from embedding domain with generalized dither modulation algorithm. Embedding domain adopted by GMAS is E_678 as shown in Fig.1.

5. Calculate modifying costs ξ^+ , ξ^- with modification distances d^+ , d^- and asymmetric distortion ρ^+ , ρ^- according to Eq.4 and Eq.5. q_{ij} is quantization step.

$$\zeta_{ij}^+ = \frac{\rho_{ij}^+}{q_{ij}}, \xi_{ij}^+ = \zeta_{ij}^+ \times d_{ij}^+ \quad (4)$$

$$\zeta_{ij}^- = \frac{\rho_{ij}^-}{q_{ij}}, \xi_{ij}^- = \zeta_{ij}^- \times d_{ij}^- \quad (5)$$

6. Encode the message m with RS codes to get a encoded message m' .
7. Embed the encoded message m' into cover sequence C with ternary STCs and modifying costs ξ^+ , ξ^- to get a stego image Y .

The receiver uses the same quantization table to calculate the quantized DCT coefficients, then utilize STCs decode the stego sequence after received the stego image, and then extract secret message with RS decoding.

2.5. Review of E-DMAS

Zhang et al. proposed a new framework of robust steganography in [12]. The basic structure is Compression-resistant Domain Constructing + STCCRC Codes, which requires cover sequence is robust. Because CRC code [13] has limited error correction capability. Besides, the length of the check code is related to the length of the cover sequence, with the length of the check code increases, the probability of being detected by the steganalysis algorithms increases, therefore, the length of the cover sequence should not be too long. The basic idea of E-DMAS will be introduced briefly as follow:

1. For a given cover image X , calculate the de-quantized DCT coefficients of the cover image.
2. Calculate embedding distortion ρ of each cover element with distortion functions (e.g. J-UNIWARD) according to Eq.1.
3. Extract cover sequence C and corresponding modification distances d from embedding domain according to dither modulation algorithm. Embedding domain adopted by E-DMAS is E_78 as shown in Fig.1.
4. Calculate modification costs ξ with modification distances d and distortion ρ according to Eq.6. q_{ij} is the corresponding

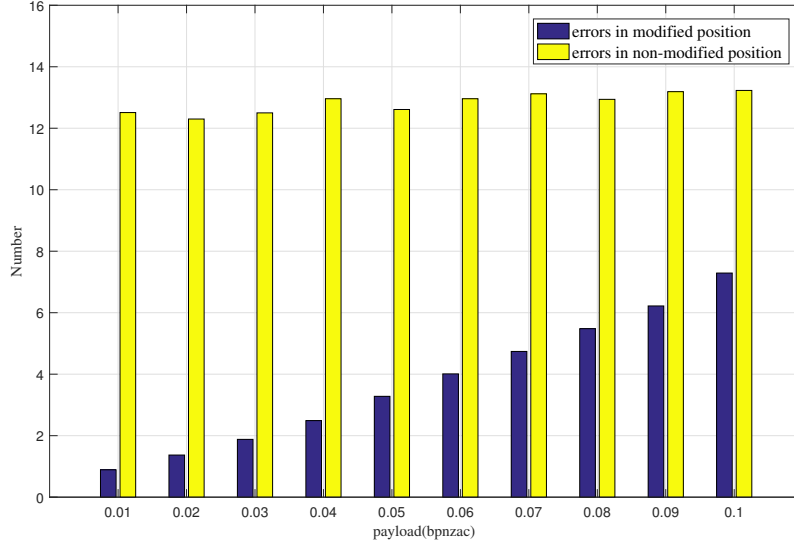


Figure 3: Average number of errors in embedded modified position and non-modified position in damaged stego sequence

quantization step

$$\zeta_{ij} = \frac{\rho_{ij}}{q_{ij}}, \xi_{ij} = \zeta_{ij} \times d_{ij} \quad (6)$$

5. Scramble the cover sequence \mathbf{C} and modification costs ξ to get scrambled cover sequence \mathbf{C}' and scrambled modification costs ξ' , embed secret messages \mathbf{m} into first l_e bits of the scrambled cover sequence \mathbf{C}' with STCs and obtain a stego sequence $\mathbf{S1}$. l_e can be calculated with Eq.7, l_c represent the length of the cover sequence, l_r represent the length of the secret message in each group CRC codes, k is the highest power of generator polynomial.

$$l_e = l_c - \lceil \frac{l_c}{l_r} \rceil \cdot k \quad (7)$$

6. Encode stego sequence $\mathbf{S1}$ with CRC codes [13] and the check code is embedded into the rest $l_c - l_e$ bits scrambled cover sequence and obtain a stego sequence $\mathbf{S2}$. Then, we can get a stego sequence \mathbf{S} which is composed of $\mathbf{S1}$ and $\mathbf{S2}$.

7. Inverse scramble the stego sequence \mathbf{S} and get a sequence \mathbf{S}' , modify de-quantized DCT coefficients of the cover image with the stego sequence \mathbf{S}' and modification distances \mathbf{d} . Finally, we can obtain a stego image \mathbf{Y} .

The receiver uses the same de-quantization table to calculate the quantized DCT coefficients, then extract the stego sequence from de-quantized DCT coefficients with dither modulation. Extract check codes from the last $l_c - l_e$ bits scrambled stego sequence with STCs decoding to correct the first l_e bits. After that, extract secret message from corrected the first l_e bits scrambled stego sequence.

3. Proposed method

In this section, we analysis embedding process of GMAS [5] and E-DMAS [12], and propose ways (modification with re-compression, lower frequency embedding domain, additional check code) to improve performance of robust adaptive steganography. And pseudo code of our scheme is shown in this section.

3.1. Motivation

In the embedding process of GMAS [5] and E-DMAS [12], the de-quantized DCT coefficients are keep unchanged when the corresponding quantized DCT coefficients do not need to be modified. Some of these unmodified de-quantized DCT coefficients may be in an unstable state, they may be change during the process of JPEG re-compression because of the rounding operation and secret message embedding. To confirm this viewpoint, we simplify the E-DMAS algorithm on embedding domain E_2345, we embed the secret message into the cover sequence to get a stego sequence with dither modulation and STCs, we modify cover image with the stego sequence to get stego image. Then we re-compress the stego image with channel quality factor Q_c to simulate channel lossy operation and extract the damaged stego sequence from the compressed stego image. Compare the original stego sequence and damaged stego sequence on 100 images randomly selected from BOSSbase 1.01 [22]. Average number of errors of embedded modified position and non-modified position in damaged stego sequence are shown in Fig.3. Obviously, A large number of errors appear in the DCT coefficients which do not need to be modified, which shows that our viewpoint is correct.

How to deal with these unstable DCT coefficients is a key issue. A natural approach is to adjust the unstable DCT coefficients in the stego image which called modification with

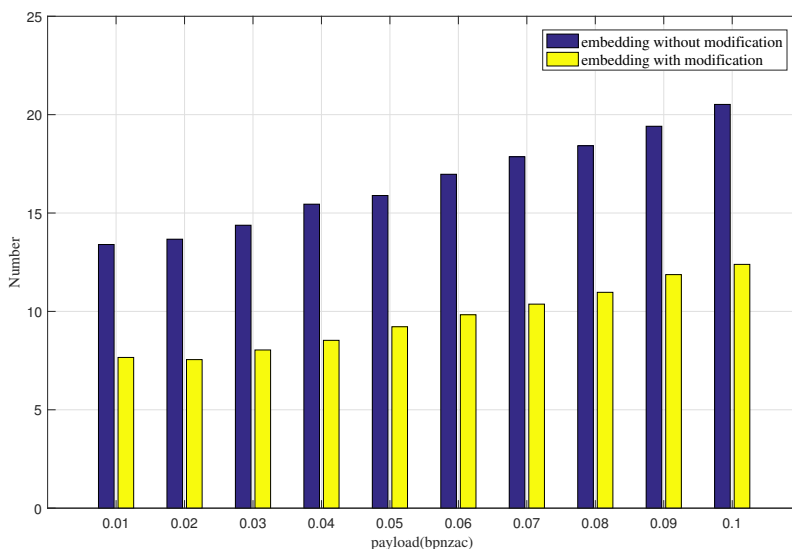


Figure 4: Average number of errors in stego sequences of embedding without modification stage and with modification stage

re-compression in this paper. The way to modify the unstable DCT coefficients adopted in this paper is the dither modulation algorithm. Modification with re-compression process will be described in detail in Section 3.2. In order to verify the performance of this method, compared to simplified E-DMAS, we add a modification with re-compression process to the embedding stage and generate stego images with two embedding scheme. Then, we re-compress the stego images with channel quality factor Q_c to simulate channel lossy operation. Next, we extract damaged stego sequence from the compressed stego images and calculate average number of errors in the extracted stego sequences on 100 images randomly selected from BOSS-base 1.01 [22]. The experimental results are shown in Fig.4. The modification with re-compression process can reduce the errors of the stego sequence and improve the robustness.

Traditional adaptive steganography has proved that embedding message on low frequency DCT coefficients is more security than high frequency. However, robustness of DCT coefficients in low frequency region is poor which has been proved in GMAS [5]. Because of the performance of modification with re-compression when the quality factor of lossy channel is utilized, it is possible to move the embedding domain to low frequency region to improve security of robust adaptive steganography. For better performance, we only consider the lower frequency embedding domain than GMAS [5]. Constructed embedding domain is obtained with experiments in Section 4.3.

In the framework Compression-resistant Domain Constructing + STCCRC Codes [12], check code is embedded into the rest $l_c - l_e$ bits cover sequence without any error correction code, it will cause lots of errors in the STCs decoding stage if there is error in the corresponding stego sequence, because of the error diffusion phenomenon of STCs. It is reasonable to encode the rest $l_c - l_e$ bits stego sequence with additional error correction code. The rationality of the additional check code will be

proved in Section 4.4 with experiments.

It is worth mentioning that current robust adaptive steganography is not suitable for embedding with high payload due to its weak security. Therefore, a smaller embedding domain is selected to reduce the number of check codes and improve security of robust steganography.

Besides, considering that CRC codes have limited error correction capability. We replace CRC codes with RS codes.

The flowchart of our method is shown in Fig.5. First, we modify the cover image to embed secret message according to our scheme and obtain a stego image, and then transmit the stego image to the receiver with a lossy channel. Receiver extract the secret message from the stego image processed by the the lossy channel. In the flowchart, the modification phase corresponds to modification with re-compression. To facilitate the explanation, we use pseudo code to introduce the steps of our embedding scheme.

3.2. Pseudo code of our scheme

In this paper, we assume that the channel quality factor Q_c is known and adopt JPEG images with quality factor Q_c as the cover image.

1. Investigate the quality factor Q_c of the lossy channel, and adopt JPEG images with quality factor Q_c as cover images.
2. Calculate distortion ρ of a cover image with typical distortion function (e.g. J-UNIWARD) according to Eq.1.
3. Extract the cover sequence C and corresponding modification distances d from the constructed embedding domain with the dither modulation algorithm.
4. Calculate the modification costs ξ with the modification distances d and distortion ρ according to Eq.6.
5. Scramble the cover sequence C and modification costs ξ to get a sequence C' and modification costs ξ' in order to avoid centralized distribution of error points. Sequence C' is divided

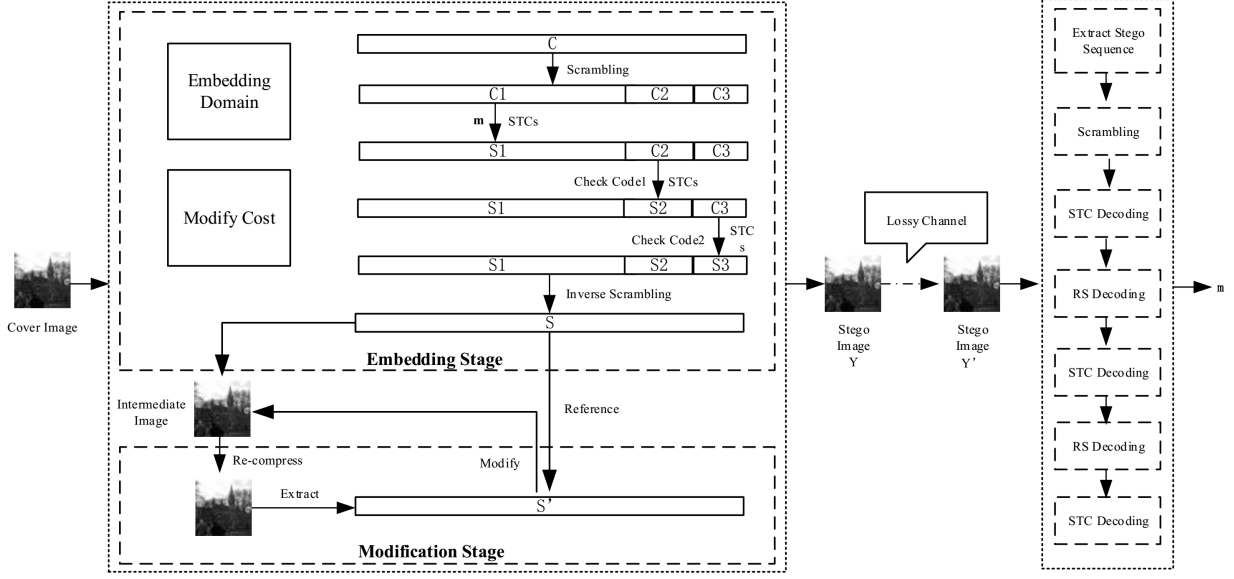


Figure 5: Framework of proposed method

into 3 segments($C1, C2, C3$, $l_{C1} : l_{C2} : l_{C3} \approx 15 : 3 : 1$, l_{C1} represent the length of $C1$).

6. Embedding secret messages m into the sequence $C1$ with STCs and corresponding distortion to get a stego sequence $S1$.

7. Encode the stego sequence $S1$ with RS codes and embed the check code of $S1$ into sequence $C2$ with STCs and corresponding distortion to get a stego sequence $S2$.

8. Encode the stego sequence $S2$ with RS codes, embed the check code of $S2$ (called additional check code later) into sequence $C3$ with STCs and corresponding distortion to get a stego sequence $S3$. Finally, we get a stego sequence S after inverse scramble the stego sequence ($S1, S2, S3$).

9. Modify de-quantized DCT coefficients of cover image with stego sequence S and modification distances d . We generate intermediate image I with the modified DCT coefficients.

10. Re-compress the intermediate image I with quality factor Q_c , and extract the stego sequence S' from re-compressed intermediate image I' with the dither modulation algorithm.

11. Compare S' with S , if there is difference in S' , we modify the corresponding de-quantized DCT coefficients in I' with dither modulation algorithm.

12. Repeat step 10 and step 11 n times and get a final stego image Y .

The receiver uses the same quantization table to calculate the quantized DCT coefficients, then extract the stego sequence from quantized DCT coefficients with dither modulation algorithm and scramble the stego sequence S . Extract additional check code from $S3$ with STCs decoding to correct the $S2$. Similarly, extract check code from corrected $S2$ with STCs decoding to correct the $S1$. After that, extract the secret message from corrected $S1$ sequence.

4. Experiment

In this part, we obtain the appropriate parameters of our proposed scheme in section 3 through experiments at first. Then compare our scheme with GMAS[5] and E-DMAS [12].

4.1. Setups

The dataset of all experiments conducted in this paper is BOSSbase 1.01[22], which contain 10000 512*512 grayscale images. We assume that the channel quality factors are $Q_c = 65, 75$. We compress these images with quality factor Q_c . We set the parameter $h = 10$ of STCs just as GMAS[5] and E-DMAS[12]. It is worth mentioning that we treat every 8-bit stego sequence as an integer and encode the integer sequence with RS (255,251). There is a situation that errors in the stego sequence exceed the error correction ability of RS codes, it will not be corrected. And we believe that at most one bit in each integer is wrong, because of the strong robustness of the cover sequence. The ensemble classifier [23] is used.

In the following experiment, 1000 images are selected randomly from BOSSbase 1.01 [22] as original images and JPEG compress these images with quality factor Q_c to get cover images. We embed a secret message into a cover image with the proposed method to get a stego image, then re-compress the stego image with the quality factor of lossy channel Q_c to simulate channel lossy operation. We extract the secret message from the re-compressed stego image and calculate a average extraction error rate of the secret message. We utilize the average extraction error rate of secret message to evaluate the robustness of schemes.

For security, we conduct experiments on whole 10000 images of BOSSbase 1.01 [22]. We utilize CCPEV [18] and DCTR [19] features to extract features of cover and corresponding stego images. The ensemble classifier is trained with default settings.

4.2. Performance of modification with re-compression

In order to verify the effectiveness of modification with re-compression, we conducted a comparative experiment with $Q_c = 65$. We perform the modification stage 0, 1, 2, 3 times and named recom_0, recom_1, recom_2, recom_3, correspondingly, and all the other experiment settings are the same as described in Section 4.1, steps as shown in Section 3.2. Average extraction error rates of secret message are shown in Fig.6, we can see that with the number of modification with re-compression increase, the average extraction error rates of secret message gradually decreases. Since when we perform the modification stage more than twice, improvement in terms of robustness is not obvious, and further perform the modification stage on the intermediate image will greatly increase the running time and risk of being detected. Therefore, we decided to perform the modification stage twice for each intermediate image.

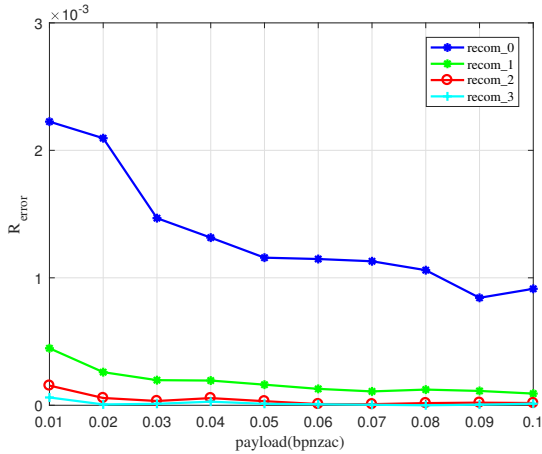


Figure 6: Average extraction error rates of after performing 0,1,2,3 times modification with re-compression

4.3. Performance of constructed embedding domain

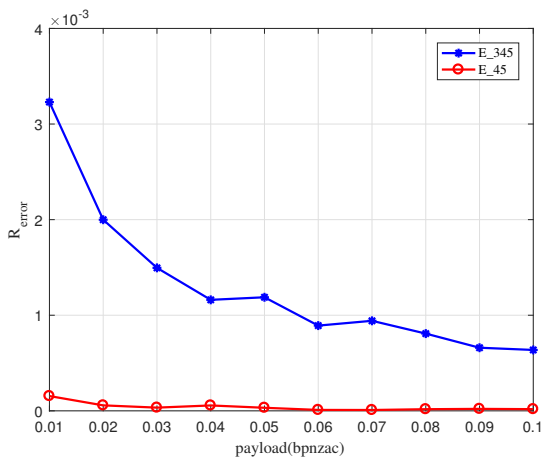


Figure 7: Average extraction error rates of different embedding domain

We try to improve the security of robust steganography with embedding secret message in lower frequency region. However, robustness of DCT coefficients in low frequency region is poor. Fortunately, modification with re-compression can reduce the error rate of extracted stego sequence, which allows us to embed a secret message into the lower frequency region. Just as describe in section 3.1, we only consider lower frequency embedding domain than GMAS [5]. Therefore, we conducted a comparative experiment with $Q_c = 65$, we select E_45 as embedding domain at first and expand the embedding domain to the lower frequency region gradually. All the other experiment settings are the same as described in Section 4.1, steps as shown in Section 3.2. In Fig.7, the average extraction error rates of the secret message are much higher when the embedding domain is E_345. Yu et al. have proved in [5] that the lower frequency the embedding domain is, the weaker robustness the cover sequence is. Therefore we did not further expand the embedding domain to lower frequency region. Embedding domain selected in this paper is E_45.

4.4. Performance of additional check code

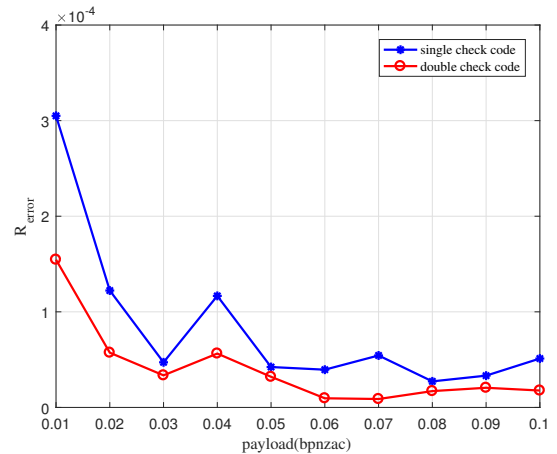


Figure 8: Average extraction error rates of stego sequence with single and double check code

As described in section 3.1, since the check code of E-DMAS [12] is embedded into the rest $l_c - l_e$ bits sequence with STCs, which is not robust. To solve such problem, based on the original framework, we propose an additional check code which corresponds to step 8 in section 3.2. To verify the performance of additional check code, we conduct an experiment with $Q_c = 65$, we extract the secret message from stego sequence whether the stego sequence embedded with additional check code. All the other experiment settings are the same as described in Section 4.1, steps as shown in Section 3.2. We represent the situation without additional check code as single check code, otherwise double check code. In Fig.8, the results demonstrate that additional check code is useful for reducing average extraction error rate of secret message.

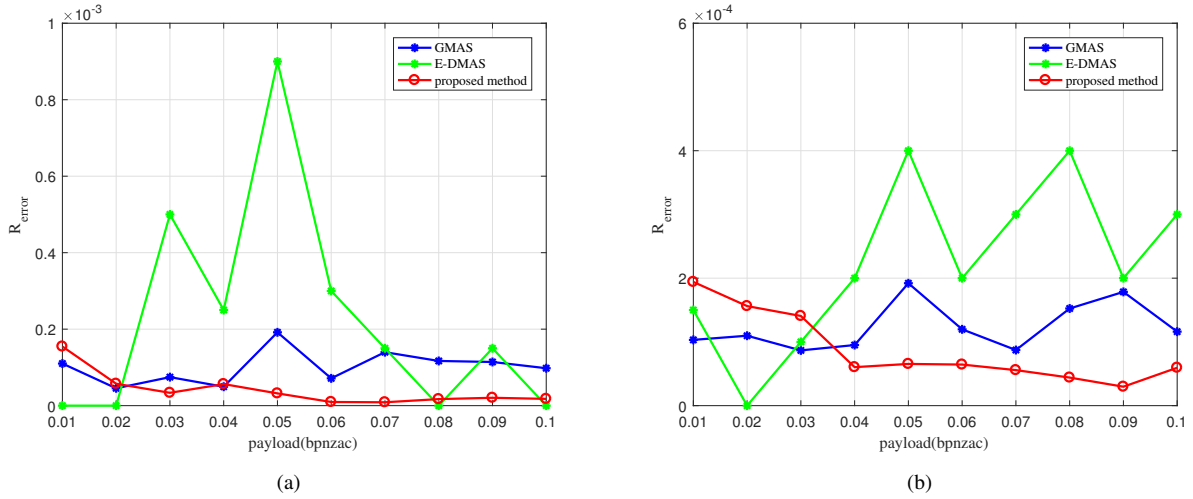


Figure 9: Average extraction error rates of GMAS[5], E-DMAS[12] and proposed method with channel quality factor 65(left) and 75(right)

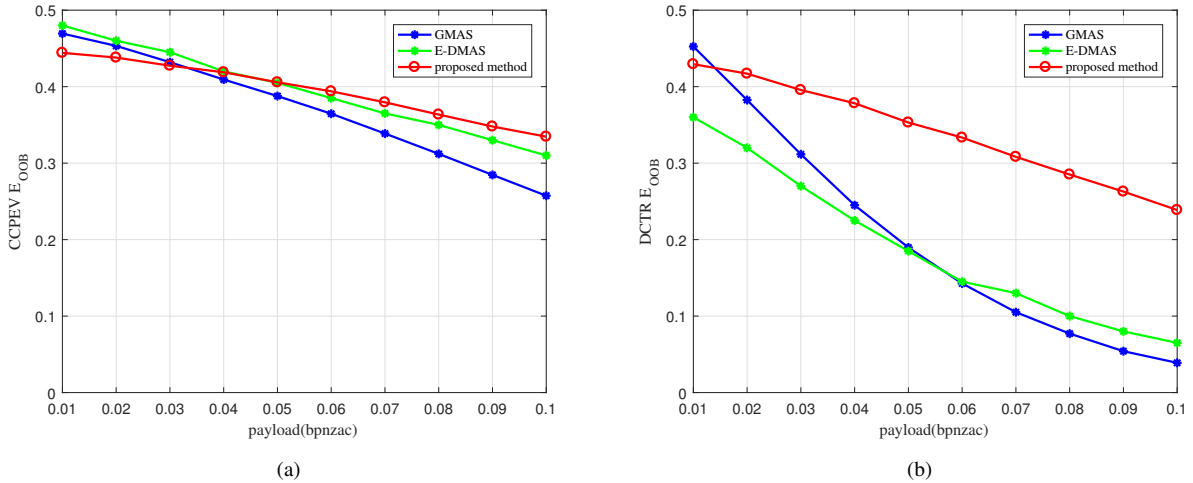


Figure 10: Average detection error rates of GMAS[5], E-DMAS[12] and proposed method with CCPEV(left) and DCTR(right)

4.5. Comparison with E-DMAS and GMAS

In this part, we will compare our scheme with GMAS[5] and E-DMAS [12] in security and robustness. From the previous experiments, we can get the final scheme. And we conduct experiments with $Q_c = 65, 75$ correspondingly. We extract the secret message from the stego sequence, the experiment results are shown in Fig.9. Obviously, our method can achieve the same and even stronger robustness than E-DMAS [12] and GMAS[5] when payloads larger than 0.03bpnzac. Although it performs poorly at low payloads, but not far from the comparative schemes.

As for security, we conduct experiments on the entire Bossbase 1.01 with $Q_c = 65$. CCPEV [18] and DCTR [19] features are utilized to extract features of cover and stego images. The experiment results are shown in the Fig.10. Compared with E-DMAS [12] and GMAS [5], our scheme greatly improve security in terms of DCTR features [19]. However, improvement in resist CCPEV [18] detection ability is not obvious. The ex-

periment results show that when the payloads are larger than 0.03bpnzac, the resist DCTR detection ability is significantly improved. At low payloads, the security is not far from the comparative schemes.

5. Conclusion

Nowadays, social networks are more and more widely used in our lives, which provides the possibility for steganography. Because of the lossy processing of social networks, such as JPEG re-compression, the robustness of adaptive steganography needs to be improved.

In this paper, we propose a scheme called modification with re-compression to improve robustness of E-DMAS[12]. And we move embedding domain to low frequency region to balance robustness and security. In addition, we add additional check codes to improve robustness. The experiment results demonstrate our scheme can achieve higher security and robust-

ness than comparative schemes when payloads are larger than 0.03bpnzac. The security and robustness are not far from the comparative papers when the payload is less than 0.03bpnzac.

In the future, we will look for solutions that can improve security without prior knowledge of channel quality factor. Increase embedding capacity is another future work.

Acknowledgments

This research work is partly supported by National Natural Science Foundation of China (61872003, U1636206).

References

References

- [1] J. Ye, J. Ni, Y. Yi, Deep learning hierarchical representations for image steganalysis, *IEEE Transactions on Information Forensics and Security* 12 (11) (2017) 2545–2557.
- [2] T. Filler, J. Judas, J. Fridrich, Minimizing additive distortion in steganography using syndrome-trellis codes, *IEEE Transactions on Information Forensics and Security* 6 (3) (2011) 920–935.
- [3] V. Holub, J. Fridrich, T. Denemark, Universal distortion function for steganography in an arbitrary domain, *EURASIP Journal on Information Security* 2014 (1) (2014) 1–13.
- [4] L. Guo, J. Ni, W. Su, C. Tang, Y.-Q. Shi, Using statistical image model for jpeg steganography: uniform embedding revisited, *IEEE Transactions on Information Forensics and Security* 10 (12) (2015) 2669–2680.
- [5] X. Yu, K. Chen, Y. Wang, W. Li, W. Zhang, N. Yu, Robust adaptive steganography based on generalized dither modulation and expanded embedding domain, *Signal Processing* 168 (2020) 107343.
- [6] Y. Zhang, X. Luo, C. Yang, D. Ye, F. Liu, A framework of adaptive steganography resisting jpeg compression and detection, *Security and Communication Networks* 9 (15) (2016) 2957–2971.
- [7] Y. Zhang, X. Luo, C. Yang, D. Ye, F. Liu, A jpeg-compression resistant adaptive steganography based on relative relationship between dct coefficients, in: 2015 10th International Conference on Availability, Reliability and Security, IEEE, 2015, pp. 461–466.
- [8] Y. Zhang, X. Luo, C. Yang, F. Liu, Joint jpeg compression and detection resistant performance enhancement for adaptive steganography using feature regions selection, *Multimedia Tools and Applications* 76 (3) (2017) 3649–3668.
- [9] Y. Zhang, X. Zhu, C. Qin, C. Yang, X. Luo, Dither modulation based adaptive steganography resisting jpeg compression and statistic detection, *Multimedia Tools and Applications* 77 (14) (2018) 17913–17935.
- [10] W. Liu, G. Liu, Y. Dai, Damage-resistance matrix embedding framework: the contradiction between robustness and embedding efficiency, *Security and Communication Networks* 8 (9) (2015) 1636–1647.
- [11] Y. Zhang, C. Qin, W. Zhang, F. Liu, X. Luo, On the fault-tolerant performance for a class of robust image steganography, *Signal Processing* 146 (2018) 99–111.
- [12] Y. Zhang, X. Luo, X. Zhu, Z. Li, A. G. Bors, Enhancing reliability and efficiency for real-time robust adaptive steganography using cyclic redundancy check codes, *Journal of Real-Time Image Processing* 17 (1) (2020) 115–123.
- [13] P. Koopman, T. Chakravarty, Cyclic redundancy code (crc) polynomial selection for embedded networks, in: International Conference on Dependable Systems and Networks, 2004, 2004, pp. 145–154.
- [14] J. Tao, S. Li, X. Zhang, Z. Wang, Towards robust image steganography, *IEEE Transactions on Circuits and Systems for Video Technology* 29 (2) (2019) 594–600.
- [15] Z. Zhu, N. Zheng, T. Qiao, M. Xu, Robust steganography by modifying sign of dct coefficients, *IEEE Access* 7 (2019) 168613–168628.
- [16] Z. Zhao, Q. Guan, H. Zhang, X. Zhao, Improving the robustness of adaptive steganographic algorithms based on transport channel matching, *IEEE Transactions on Information Forensics and Security* 14 (7) (2019) 1843–1856.
- [17] G. Forney, On decoding bch codes, *IEEE Transactions on Information Theory* 11 (4) (1965) 549–557.
- [18] J. Kodovský, J. Fridrich, Calibration revisited, in: Proceedings of the 11th ACM workshop on Multimedia and security, 2009, pp. 63–74.
- [19] V. Holub, J. Fridrich, Low-complexity features for jpeg steganalysis using undecimated dct, *IEEE Transactions on Information Forensics and Security* 10 (2) (2015) 219–228.
- [20] B. Chen, G. W. Wornell, Quantization index modulation: a class of provably good methods for digital watermarking and information embedding, in: 2000 IEEE International Symposium on Information Theory, 2000, pp. 1423–1443.
- [21] H. Noda, M. Niimi, E. Kawaguchi, High-performance jpeg steganography using quantization index modulation in dct domain, *Pattern Recognition Letters* 27 (5) (2006) 455–461.
- [22] P. Bas, T. Filler, T. Pevný, Break our steganographic system: the ins and outs of organizing boss, in: International workshop on information hiding, Springer, 2011, pp. 59–70.
- [23] J. Kodovsky, J. Fridrich, V. Holub, Ensemble classifiers for steganalysis of digital media, *IEEE Transactions on Information Forensics and Security* 7 (2) (2012) 432–444.