

Auto Adaptive Irregular OpenMP Loops

Joshua Dennis Booth¹

University of Alabama in Huntsville, Huntsville AL 35899, USA
joshua.booth@uah.edu

Abstract. OpenMP is a standard for the parallelization due to the ease in programming parallel-for loops in a fork-join manner. Many shared-memory applications are implemented using this model despite not being ideal for applications with high load imbalance, such as those that make irregular memory accesses. One parameter, i.e., *chunk size*, is made available to users in order to mitigate performance loss. However, this parameter is dependent on architecture, system load, application, and input; making it difficult to tune. We present an OpenMP scheduler that does an adaptive tuning for *chunk size* for unbalanced applications that make irregular memory accesses. In particular, this method (*iCh*) uses work-stealing for imbalance and adapts *chunk size* using a force-feedback model that approximates variance of task length in a chunk. This scheduler has low overhead and allows for active load balancing while the applications are running. We demonstrate this using both sparse matrix-vector multiplication (*spmv*) and Betweenness Centrality (*BC*) and show that *iCh* can achieve average speedups close (i.e., within $1.061\times$ for *spmv* and $1.092\times$ for *BC*) of either OpenMP loops scheduled with dynamic or work-stealing methods that had *chunk size* tuned offline.

1 Introduction

The traditional fork-join model of programming has remained popular due to the ease of expressing loops that are rich with parallelism in scientific applications. OpenMP is a popular programming interface due to making use of the fork-join model via programming **pragmas**, and making the parallelization of loop effortless [7]. However, the interface has limited options on the assignment of tasks to threads when the tasks have a wide variation in time and resources. The only option that the runtime user is given access to is a shared static *chunk size*, in which the user can define the number of tasks each thread should process before requesting more from a centralized queue. In order to combat the limitations of this scheduling method, many modern programs are being converted to use dynamic task queues in a tasking model, and additional support for this model has been added to OpenMP [17, 18]. However, dynamic task queues come with a certain amount of overhead and are not as well supported by legacy applications.

In this work, we provide an OpenMP parallel-for schedule with independent *chunk size* per thread and auto-tuned *chunk size* that works with work-stealing to allow users to continue to use the favored fork-join model on applications that have tasks lengths that vary throughout execution or when they cannot pay

for the overhead of tuning for *chunk size*. We call this method *iCh* (irregular *Chunk*), and this method provides a middle ground between traditional fork-join OpenMP scheduling with OpenMP’s built-in *dynamic* scheduler that uses static *chunk size* and dynamic task queues. In particular, this method is targeted towards applications that have tasks that are unbalanced and make many irregular accesses. Some of the common applications in this area are sparse linear algebra kernels (e.g., sparse matrix-vector multiplication and sparse triangular solve) and graph algorithms (e.g., Betweenness Centrality). Despite these kinds of codes being predominant in high-performance computing, most schedules are not designed with them in mind.

Currently, tuning the parameters for modern many-core systems for optimal performance can be difficult and not be portable between machines, see Section 5. Making the *chunk size* smaller allows for more flexibility when the runtimes of individual tasks in the chunk varies greatly, but at the cost of making more requests from the centralized queue. Making the *chunk size* larger reduces the time in making requests from a centralized queue, but can result in more load imbalance. Additionally, a single application may have multiple phases, i.e., a subsection of code that has its own unique performance and energy concern [3], and these phases may need to have its own *chunk size* to have good performance. Therefore, the choice of best *chunk size* is dependent on the implemented algorithm (*kernel*), the hardware microarchitecture (*arch*), input (*input*), and current system load (*system*), i.e., $chunk\ size = f(kernel, arch, input, system)$. Tuning such a *chunk size* may be impractical and not reflective of the true system under load. As such, a light-weight auto-tuning like *iCh* provides one solution.

2 Background

This section describes the current issues and room for improvement related to the adaptive scheduling of tasks with irregular accesses and execution times.

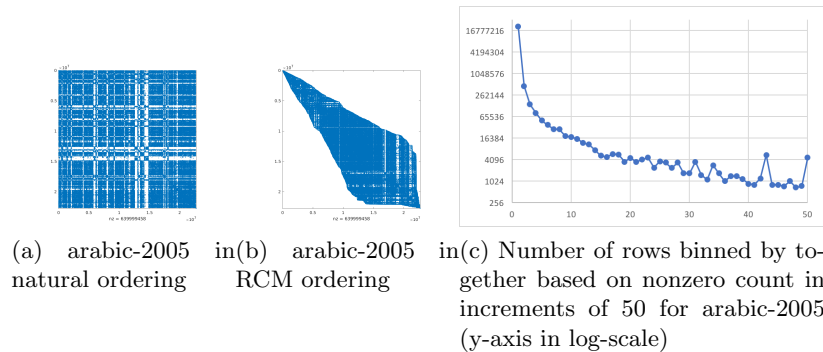


Fig. 1. Representations of irregular inputs

Irregular kernels. Many common applications require calls to kernels (i.e., important common implementations of key algorithms) such as those that deal with sparse matrices and graph algorithms. Examples include graph mining and web crawls. However, these kernels require a great deal of tuning based on both the computer system and algorithm input to perform optimally. Many different programming models are used to implement these kernels, but one of the most common is a fork-join model. Additionally, many of these kernels are memory-bound even when optimally programmed [23]. This means that many memory requests are already waiting to be fulfilled, and additional requests will have high latency on an already busy memory system.

Sparse Matrix-Vector Multiplication (spmv). `spmv` is a highly studied and optimized kernel due to its importance in many applications [12, 16, 19, 21]. However, the irregular structure of the sparse coefficient matrix makes this difficult. If a one-dimensional layout is applied, the smallest task of work is the multiplications of all nonzeros in a matrix row by the corresponding vector entries summed together at the end. Figure 1a presents the nonzero structure (i.e., blue representing nonzero entries and white representing zero entries) of the input matrix `arabic-2005` in its natural order. The natural order is the one provided by the input file, and many times this ordering has some relationship to how elements are normally processed or the layout on the system. From afar, a static assignment of rows may seem like a local choice. To investigate, we bin rows based on nonzero counts with increments of 50 together, such that the first bin counts the rows with 1-50 nonzeros and the second bin counts the rows with 51-100 nonzeros. In Fig. 1c, we provide the tally of the number of rows in each bin (provided in log scale) for the first 50 bins. We note how much variation exists ($\sigma^2 = 3.0 \times 10^5$) and imbalance of work, such as the last two dots representing bin 49 and 50. Additionally, matrices are often preordered based on application to provide some structure, such as permuting nonzeros towards the diagonal or into a block structure. One such common permutation is RCM [6]. This little structure can provide some benefits to hand-tuned codes [2, 12, 19] that can use the newly found structure to better load balance work. However, Fig. 1b shows that this could make balancing even harder if rows were assigned linearly. Though orderings like RCM may improve execution time [6, 10, 12], these orderings may make tuning for *chunk size* more important.

Betweenness Centrality (BC). The BC metric captures the importance of nodes in a graph and concerns the ratio of all shortest paths to those that pass through a given node. State-of-the-art implementations of BC are normally implemented as multiple parallel breadth-first searches [4, 5, 10, 14]. Therefore, the work of a task will depend on the number of neighboring nodes and the nodes currently queued in the search front. However, relatively good speedups can be achieved with input reorderings and smart *chunk size*.

Irregular kernel insight. Despite the irregular nature based on input, there does exist some local structure normally. For example, rows or subblocks within a matrix that have a large number of nonzero could be grouped based on some ordering. The same can also be applied to graph algorithms like BC. Even if the

given input does not come with this structure, the input can be permuted to have it. This type of permutation or reordering is commonly done to improve performance [10, 12, 16, 19]. Therefore, a thread could, in fact, adapt its own *chunk size* to fit the local task length. Moreover, if a thread is finished with its own work, it could be intelligent in stealing work based on the workload of others. This does require some computation overheads such as keeping track of workload and communicating this workload to nearby neighbors. Since most of these applications are memory-bound, there does exist a certain amount of availability of computational resources and time during computing.

3 Adaptive Runtime Chunk for Irregular Applications

The following steps are considered to construct an adaptive schedule.

Initialization. Standard methods like *dynamic* scheduling in `libgomp` use a centralized queue and a single *chunk size* for all threads, but do not scale well with the number of tasks and threads needing to service many-core systems. Therefore, local queues are constructed for each thread that we denote as q_i where $i \in \{0, 1, \dots, p-1\}$ is the thread id for p threads used. A local structure that is memory aligned and allocated using first-touch allocation policy contains a pointer to the local queue, local counter (k_i), and a variable used to calculate *chunk size* (d_i). The tasks are evenly distributed to tasking queues such that $|q_i| = n/p$ where n is the total number of tasks. Additionally, $k_i = 0$ and $d_i = p$ such that the initial *chunk size* is n/p^2 , i.e., $chunksize = |q_i|/d_i$. The rationale for this choice is that the scheduler wants to allow a *chunk size* small enough that $p-1$ threads could steal from later. Moreover, the *chunk size* is smaller as p increases and allows for the variation of tasks that come with more threads.

Local adaption. In traditional work-stealing methods, the *chunk size* is fixed, and any load imbalance is mitigated through work-stealing once all the tasks in the initial queue are already executed [9]. However, a thread can only steal work that is not already being actively processed, i.e., not in the active chunk. Therefore, making the *chunk size* too large to start will result in a load imbalance that the scheduler may not be able to recover from using work-stealing. Additionally, making the *chunk size* too small would result in added overhead and possibly more time to converge.

In *iCh*, work-stealing is still the workhorse for imbalance as in work-stealing methods seen in the next step. However, *iCh* tries to locally adapt *chunk size* to better fit the variation in execution time of tasks, not the load balance. This variation is very important in irregular applications as tasks may vary greatly in the number of float-point operations and memory requests. Additionally, a single core that is mapped to a local thread, and its queue can vary in both voltage, frequency, and memory bandwidth due to load on the system [3]. Because of all these variations, a static shared *chunk size* has limitations. Despite *iCh*'s goal, it does have an implicit impact on load-balancing as it reflects the arguments related to *chunk size* in the previous paragraph.

This method tries to capture variation into three categories: high, normal, and low. If high, the task's work length varies more than if low, and a smaller

chunk size will allow for more adaption and possibly work-stealing. The thought process is the opposite of that for low. The calculation of “true” variation is very expensive as this requires accurate measurements of time, operations, and memory results, in addition to a global view of the average. Therefore, a very rudimentary estimate is used as follows. The local variable k_i keeps track of the running total of the number of tasks completed after a whole chunk is finished to estimate task length and limit the number of writes. After completion of the assigned chunk, the local thread will determine its load relative to other threads using k_i . A thread classifies its load relative to other threads as:

$$\text{low: } k_i < \sum_{j=0}^{p-1} \frac{k_j}{p} - \epsilon; \text{ normal: } \sum_{j=0}^{p-1} \frac{k_j}{p} - \epsilon < k_i < \sum_{j=0}^{p-1} \frac{k_j}{p} + \epsilon; \text{ high: } k_i > \sum_{j=0}^{p-1} \frac{k_j}{p}.$$

In particular, this approximation is simply comparing the thread’s workload to the average workload of other threads. We note that if *iCh*’s goal for *chunk size* was load balance, then high and low classifications would be flipped, as a thread that does fewer iterations than average would have heavier tasks. The parameter ϵ is added to allow for slight variation and to reduce the number of times *chunk size* is updated. Through trails, we show in Section 5 that an $\epsilon > 1/3 \sum_{j=0}^{p-1} k_j/p$ (i.e., $\epsilon > 33\%$ of the current average) is generally sufficient, and minor changes to ϵ has little change to runtime for our kernels. For simplicity, we reference ϵ in the remainder of the paper by only the percentage, e.g., $\epsilon = 33\%$. This observation allows *iCh* to be used across different applications, systems, and inputs without hand-tuning by the user to achieve “good” speedups. Moreover, k_i is the running total and ϵ is fixed. As a result of this relationship, *iCh* is more likely to only adapt *chunk size* in the beginning due to extremely large variance, and the possibility of adapting due to smaller variance increases with execution.

As noted previously, d_i is used to directly adjust the *chunk size*, i.e., *chunk size* = $|q_i|/d_i$. After classification, d_i is adjusted as follows. If the thread is under low variation, the number of tasks in a chunk is increased by allowing $d_i = d_i \times 2$. If the thread is under heavy variation, the number of tasks in the chunk is decreased by allowing $d_i = d_i/2$. These increase and decrease are in contrast to what most may consider. In particular, this update is because of the optimization goal. The optimization goal is not to have the *chunk size* converge for each thread to the same value. In contrast, the goal is for the local *chunk size* to be adapted to the variation.

Remote work-stealing. At some point, the local queues will start to run out of work, and then work-stealing is used. Many implementations of work-stealing methods will fix a *chunk size*, and use the THE protocol [9, 11] to try to steal and back off if there exists a problem while trying to minimize the number of locks required. A victim is normally picked at random, and the stealing thread will normally try to steal half the remaining work from the victim.

The *iCh* method is very similar to the traditional method above. A victim is selected at random and half of the victim’s remaining tasks are stolen. Additionally, the stealing thread’s d_i and k_i are updated based on the victim’s d_j and k_j by taking the average of both, i.e., $d_i = (d_i + d_j)/2$ and $k_i = (k_i + k_j)/2$.

The reasoning for this is as follows. The stealing thread knows some information from the victim. However, the stealing thread does not know the accuracy of the information and tries to average out the uncertainty with its knowledge.

4 Experimental Setup

Test system. Bridges-RM at Pittsburgh SuperComputing Center [20] is used for testing. The system contains two Intel Xeon E5-2695 v3 (Haswell) processors each with 14 cores and 128GB DDR4-2133. Other microarchitecture, such as Intel Skylake, were also tested, but results did not vary much. We implement *iCh* inside of GNU *libgomp*. Codes on Haswell are compiled with GCC 4.8.5 (OpenMP 3.1). OpenMP threads are bound to core with `OMP_PROC_BIND=true` and `OMP_PLACES=cores`.

Test inputs. The same test suite of inputs is used for both `spmv` and `BC`. Table 1 contains the inputs taken from the SuiteSparse Collection [8], where the number of vertices and edges are reported in millions (i.e., 10^6). Inputs are picked due to their size, variation of density, and application areas. In particular, four applications are of particular interest. These areas are: Freescale: a collection from circuit simulation of semiconductors; DIMACS: a collection from the DIMAC challenge that is designed to further the development of large graph algorithms; LAW: a collection of laboratory for web algorithms of web crawls to research data compression techniques; GenBank: a collection of protein k-mer graphs.

Furthermore, we report the average row density (\bar{x}), the ratio of the maximal number of outgoing edges for a vertex over the minimal number of outgoing edges for a vertex (*ratio*), and the variance of the number of outgoing edges (σ^2) for each input. These numbers provide a sense of how sparse and how unevenly work is distributed per vertex. Some inputs are very balanced, such as input I8 (*hugebubbles*). Others have more variance like input I2 (*uk-2005*).

5 Results

In this section, we observe the numerical results of using three different schedules for OpenMP for-loops. These are *dynamic* (Dyn), a *work-stealing* (WS), and *iCh*. OpenMP *Guided* and task models were also tested, but they did not provide any insight. The *work-stealing* method is the same used by *iCh*, but with a static *chunk size*. For both *dynamic* and *work-stealing*, we test with *chunk size* in the collection $\mathbb{C} = \{1, 16, 32, 64, 128, 512\}$. The performance (i.e., Time $T(i, o, s, c, p)$ where i is the input, o is the ordering, s is the schedule, c is *chunk size*, and p is the number of cores) varies greatly with *chunk size*, application, and input. Therefore, we often speak of the best time for all tested *chunk size* as: $BestT(i, o, s, p) = \min_{c \in \mathbb{C}} T(i, o, s, c, p)$. Likewise, we define *WorstT* as the max and second best (*SecBT*) that will be used throughout this section. Additionally, each timed experiment is repeated 10 times, and the time used in this section is the average time of the 10 runs. The number of runs is important for two reasons. The first is that all runs have a small amount of fluctuation due to the system. Additionally, all the scheduling tests may change slightly from run-to-run as victims are selected by random and read-write orders in *dynamic*.

Table 1. Input Graphs. Vertex and edge counts in millions. \bar{x} : average number of outgoing edges per vertex. *ratio*: maximal number of outgoing edges over minimal number of outgoing edges. σ^2 : variance of the number of outgoing edges.

Input	Area	$ V $	$ E $	\bar{x}	<i>ratio</i>	σ^2
I1: FullChip	Freescape	2.9	26.6	8.9	1.1e6	3.2e6
I2: circuit5M_dc	Freescape	3.5	14.8	4.2	12	1
I3: wikipedia	Gleich	3.5	45	12.6	1.8e5	6.2e4
I4: patents	Pajek	3.7	14.9	3.9	762	31.5
I5: AS365	DIMACS	3.7	22.7	5.9	4.6	0.7
I6: delaunay_n23	DIMACS	8.3	50.3	5.9	7	1.7
I7: wb-edu	Gleich	9.8	57.1	5.8	2.5e4	2.0e3
I8: hugebubbles-10	DIMACS	19.4	58.3	2.9	1	0
I9: arabic-2005	LAW	22.7	639.9	28.1	5.7e5	3.0e5
I10: road_usa	DIMACS	23.9	57.7	2.4	4.5	0.8
I11: nlpkkt240	Schenk	27.9	760.6	27.1	4.6	4.8
I12: uk-2005	LAW	39.4	936.3	23.7	1.7e6	2.7e6
I13: kmer_P1a	GenBank	139.3	297.8	2.1	20	0.4
I14: kmer_A2a	GenBank	170.7	360.5	2.1	20	0.3
I15: kmer_V1r	GenBank	214	465.4	2.1	4	0.3

Ordering. The execution time, energy usage, and scalability of most irregular applications are dependent on the input. For our two test applications, ordering is also important [6,10]. In order to demonstrate this for our runs, we consider both the RCM ordering and natural ordering (NAT). We define the percent relative error due to ordering $REO(i, d, p)$ as: $\frac{|BestT(i, RCM, d, p) - BestT(i, NAT, d, p)|}{BestT(i, NAT, d, p)} \times 100$ where d is *dynamic*. Figure 2a presents REO for `spmv` over the different number of cores with each dot representing one matrix from the test suite. Note that REO can be under 10% for some inputs, but the majority of the inputs are larger. Figure 2b presents REO for BC over the different number of cores with each dot representing one matrix from the test suite. Again, we notice a large

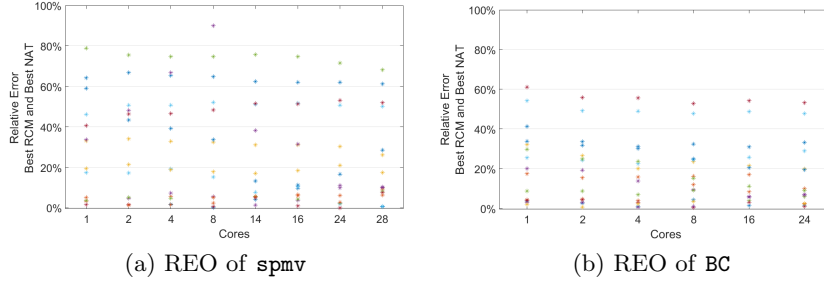


Fig. 2. The percent relative difference between `spmv` and BC with best *chunk size* ran on inputs ordered with RCM and NAT.

error between RCM and NAT order. Overall, both `spmv` and `BC` are always faster when the input is ordered with RCM. The difference is also seen when the schedule used is `WS` in almost the same pattern when *dynamic* is used (not shown). Additionally, the variation in performance based on *chunk size* is higher when ordered with RCM than with NAT. This variation is partly due to RCM ordered inputs running faster, and so overheads are seen. Additionally, many of the inputs with NAT orderings have a more uniform random distribution of heavy and light tasks, and a chunk would more likely have both. Therefore, we will use inputs ordered with RCM for the remainder of this section.

Importance of chunk size. Now we analyze the importance that *chunk size* has on the performance of our benchmarks. In order to analyze, we use two similar metrics as done in the last subsection. The first is to analyze the largest difference that exists due to the *chunk size* by fixing the input and schedule. We define $REW(i, s, p)$ as: $\frac{|WorstT(i, RCM, s, p) - BestT(i, RCM, s, p)|}{WorstT(i, RCM, s, p)} \times 100$, and further define $Max-REW(s, p)$ as: $\max_i REW(i, s, p)$. Likewise, we define $Min-REW(s, p)$ as: $\min_i REW(i, s, p)$.

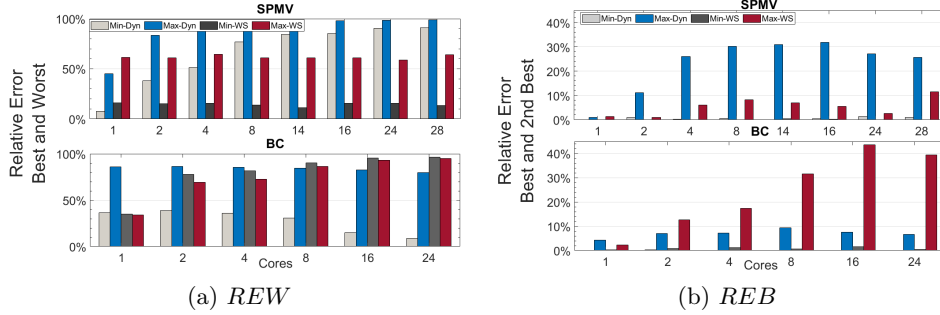


Fig. 3. The max and min percent relative difference between the application using the best *chunk size* and second best *chunk size*.

Figure 3a presents $Max-REW(s, p)$ and $Min-REW(s, p)$ for both *dynamic* (i.e., `Min-Dyn` and `Max-Dyn`, respectively) and *work-stealing* for both `spmv` and `BC`. Note that we only run `BC` up to 24 cores due to issues with scaling throughout this paper. From the figure, we observe the worst case for *dynamic* on both `spmv` and `BC` is around 50% or higher. This means that just selecting a *chunk size* without any tuning or thought can greatly influence the runtime of both these applications. On the other hand, for some inputs, the worst case is not so bad for `BC` as it is for `spmv`. For example, using 24 cores for `BC`, there is one input that percent relative error for time is only 8.67%. In particular, this input is I1: `FullChip`, but the next smallest percent relative error for 24 cores is 37.3% for I6: `delanay_n23`.

Though the worst performance is a good argument on why *chunk size* needs to be tuned, it does not capture the difficulty of tuning. In our experiments, we

use a relatively large search space for *chunk size* (i.e., \mathbb{C}). The cost of generating such a large search space just for `spmv` and `BC` over the input for *dynamic* and *work-stealing* was on the order of a workweek of computing time for a fixed input ordering. As such, the search process would not scale for a larger search space. Additionally, one may argue that some intelligence, such as auto-tuning with a line search algorithm, could be used to determine *chunk size*. However, this type of method is still expensive, and may not provide an optimal *chunk size*. For example, consider `spmv` applied with *work-stealing* to input I9. In this case, the best *chunk size* on 28 cores is 128, but depending on how the line search was setup, the algorithm may never result in testing *chunk size* 128 as there are other suboptimal solutions between 128 and 512. Lastly, if this application and input pair is run only a few times, the cost of tuning would highly outweigh runtime with an untuned *chunk size*. To better demonstrate the difference of runtime of application with even semi-untuned *chunk size*, we define $REB(i, s, p)$ as: $\frac{|SecBT(i, RCM, s, p) - BestT(i, RCM, s, p)|}{SecBT(i, RCM, s, p)} \times 100$, where $SecBT$ is the second best runtime, and further define $Max-REB(s, p)$ as: $\max_i REB(i, s, p)$. Likewise, we define $Min-REB(s, p)$ the same but with *min*.

Figure 3b presents these two terms in regards to both *dynamic* (i.e., *Min-Dyn* and *Max-Dyn*) and *work-stealing* for both `spmv` and `BC`. Even though our *chunk size* search space is large, we observe that maximal relative error for the time in the best case can be over 20% when *dynamic* is used as the scheduling method for `spmv`. For `spmv`, *work-stealing* has a small relative error in both the best and worst cases. However, this argument is flipped completely when comparing to `BC`. This flip further demonstrates how optimal *chunk size* is dependent on many parameters.

***iCh* sensitivity.** Similar to *dynamic* and *work-stealing*, *iCh* is sensitive to application and input ordering. However, the only simple parameter in the algorithm for *iCh* is ϵ . We experiment with four different values for ϵ , namely 25%, 33%, 50%, and 60%. In doing so, we notice that the best runtime across all inputs, applications, and core counts tends to be when ϵ is either 33% or 50%. When $\epsilon = 25\%$, we observe the most cases with the worst runtimes. At 66%, we have fewer best runtimes than either 33% or 50%, but not as many as 25%, and the relative difference in time is better in these worst cases. Overall, we suggest using $33\% \leq \epsilon \leq 50\%$, though we have not tried them exhaustively. The overall number of best is the same for 33% and 50% over both applications. However, 33% is better than 50% for `spmv`, and 50% has one better than 33% in `BC`. Comparing the relative error between 33% and 50%, we find the maximal value to be 5.7% with an average of 3.2%. In comparing with REB from the previous subsection, this relative error is better than the *Max-WS* for larger core counts.



























































































Max speedup. Here, we evaluate the ability of *iCh* to speedup an application. For this subsection, we fix the *chunk size* for *dynamic* and *work-stealing* to 128. Though the “optimal” *chunk size* is dependent on many factors, for most inputs a *chunk size* of 128 produced an optimal time for *dynamic* and *work-stealing*. In particular, for `spmv`, the best runtime was found for *dynamic* 33.33% of the time and for *work-stealing* 60% of the time with a *chunk size* of 128 on 28 cores.

For BC, the best runtime was found 33.33% of the time for *dynamic* and 53% of the time for *work-stealing* with a *chunk size* of 128 on 24 cores. Additionally, we remind the reader that the goal of *iCh* is not to be the “optimal” or improve the runtime past what can be achieved by *work-stealing* if it was tuned. The goal of *iCh* is to have close to best performance without having to tune for a *chunk size* off-line before. We will use $\epsilon = 50\%$ for all these tests, and define $Speedup(i, s, c, p)$ as: $\frac{T(i, RCM, dynamic, 128, 1)}{T(i, RCM, s, c, p)}$ where c is 128 when s is *dynamic* or *work-stealing*.

In Table 2a, the speedups are presented for *spmv* for the three different scheduling methods. We note that in most cases *iCh* provides a speedup around as good or better than that from either *dynamic* or *work-stealing*. In several cases, such as I1 and I3, *iCh* has the best speedup. We believe that this behavior is an artifact that 128 is not the “optimal” *chunk size* for *dynamic* and *work-stealing*, despite offering the best speedup for the search space. For I1, *iCh* can achieve a better speedup than *work-stealing* for all *chunk size* tested, but we only tested a finite set. This result is opposed to that of I3 where the best *chunk size* discovered by the search space is 64 and results in a speedup of $20.3\times$. Again, this speedup is still smaller than *iCh*, but we believe this due to not finding the best *chunk size*. For I2, we notice that *work-stealing* can achieve a speedup $1.05\times$ better than *iCh*, which is the largest difference when the *chunk size* is fixed at 128.

In Table 2b, we observe the speedups for BC. The application is more interesting as three are more locks and updates that can stall the parallel execution than *spmv*. Therefore, BC is expected to not scale well. Overall, *iCh* still does very well, and the speedup for *iCh* is only smaller than 4 cases. In these four cases, the difference is very small. However, we notice something interesting. In two cases, i.e., I1 and I5, *iCh* can obtain its maximal speedup using 16 cores and not 24 cores. In both of these cases, the speedup is worse at 24 cores, yet *iCh* can have better speedup at 16 cores than *dynamic* and *work-stealing* on any core count tested. We believe that this is an artifact of *iCh* finding the best *chunk size* early and the application running out of parallelism on higher core counts. As the application runs out of work from parallelism, the overhead of *iCh* shows. However, the speedup for *iCh* on 24 cores for I1 is 2.98 and I5 is 10.3 which are both close to the best speedup found for *work-stealing* on the *chunk size* search space.

***iCh* optimal bound.** Next, we want to bound how “bad” or how far the speedup from *iCh* is the best-found speedup of either *work-stealing* or *dynamic* overall *chunk size*. In doing so, we fix $\epsilon = 50\%$. We fix this value, because we present *iCh* as an auto-tuning algorithm that will not need user input, even though other values were tested and may provide a better speedup for *iCh*. We find that *iCh* is at most $1.165\times$ and on average $1.061\times$ from the best speedup from either *dynamic* and *work-stealing* on *spmv*. This means that *iCh* on average has about the same speedup as the best scheduling method tuned over our *chunk size* collection. For BC, we find that *iCh* is at most $1.345\times$ and on average $1.092\times$ from the best speedup from either *dynamic* and *work-stealing*. This worst case

I	Schedule	p	Speedup	SBar	I	Schedule	p	Speedup	SBar
I1	<i>iCh</i> -50%	28	11.10		I1	<i>iCh</i> -50%	16	4.1	
	WS,128	28	10.93			WS,128	24	2.91	
	Dyn,128	28	8.68			Dyn,128	24	2.54	
I2	<i>iCh</i> -50%	28	17.20		I2	<i>iCh</i> -50%	24	16.8	
	WS,128	28	18.11			WS,128	24	15.9	
	Dyn,128	28	14.22			Dyn,128	24	10.34	
I3	<i>iCh</i> -50%	28	25.13		I3	<i>iCh</i> -50%	28	17.3	
	WS,128	24	8.2			WS,128	24	14.6	
	Dyn,128	28	17.3			Dyn,128	24	12.15	
I4	<i>iCh</i> -50%	28	18.5		I4	<i>iCh</i> -50%	28	15.9	
	WS,128	24	8.29			WS,128	24	12.66	
	Dyn,128	28	19.1			Dyn,128	24	3.21	
I5	<i>iCh</i> -50%	28	20.6		I5	<i>iCh</i> -50%	16	12.2	
	WS,128	28	19.75			WS,128	24	9.63	
	Dyn,128	28	15.99			Dyn,128	24	7.06	
I6	<i>iCh</i> -50%	28	20.7		I6	<i>iCh</i> -50%	24	16.57	
	WS,128	28	21.94			WS,128	24	14.05	
	Dyn,128	28	17.22			Dyn,128	24	9.75	
I7	<i>iCh</i> -50%	28	20.6		I7	<i>iCh</i> -50%	24	14.3	
	WS,128	28	8.3			WS,128	24	14.6	
	Dyn,128	28	16.28			Dyn,128	24	12.15	
I8	<i>iCh</i> -50%	28	18.68		I8	<i>iCh</i> -50%	24	12.88	
	WS,128	28	19.08			WS,128	24	11.12	
	Dyn,128	28	11.78			Dyn,128	24	7.77	
I9	<i>iCh</i> -50%	28	19.26		I9	<i>iCh</i> -50%	24	20.32	
	WS,128	28	20.37			WS,128	24	16.23	
	Dyn,128	28	18.88			Dyn,128	24	7.55	
I10	<i>iCh</i> -50%	28	21.69		I10	<i>iCh</i> -50%	24	7.99	
	WS,128	28	10.3			WS,128	24	8.29	
	Dyn,128	28	14.08			Dyn,128	24	6.72	
I11	<i>iCh</i> -50%	28	21.74		I11	<i>iCh</i> -50%	24	20.1	
	WS,128	28	16.1			WS,128	24	21.4	
	Dyn,128	24	16.34			Dyn,128	24	14.56	
I12	<i>iCh</i> -50%	28	14.98		I12	<i>iCh</i> -50%	24	16.98	
	WS,128	24	13.1			WS,128	24	11.56	
	Dyn,128	28	15.93			Dyn,128	24	7.6	
I13	<i>iCh</i> -50%	28	22.93		I13	<i>iCh</i> -50%	24	23.11	
	WS,128	28	22.53			WS,128	24	20.73	
	Dyn,128	28	14.75			Dyn,128	24	14.36	
I14	<i>iCh</i> -50%	28	22.43		I14	<i>iCh</i> -50%	24	22.01	
	WS,128	28	22.44			WS,128	24	21.18	
	Dyn,128	28	14.3			Dyn,128	24	18.01	
I15	<i>iCh</i> -50%	28	21.33		I15	<i>iCh</i> -50%	24	20.1	
	WS,128	28	23.78			WS,128	24	21.75	
	Dyn,128	28	19.09			Dyn,128	24	18.01	

(a) Speedup *spmv*

(b) Speedup BC

Table 2. Speedup with *iCh*, *work-stealing* (WS), and *dynamic* (Dyn). I is the input, p is the number of cores, and SBar is a bar graph of the speedup.

for BC is much more surprising than that from `spmv`. However, this number is driven by one case in which *dynamic* does extremely well for a *chunk size* of 32, and no other scheduling method and the *chunk size* can compare. Overall, Table 2b provides a much better average look at the performance for *iCh* on BC.

6 Related Work

Work by Yong, Jin, and Zhang [24] add a dynamic history to decide about load-balance on distributed shared memory systems. The adaptive *chunk size* in the local adaptive schedule in our algorithm is an extension of this work. However, we note that we are optimizing for variance and they are for load-balance, and as a result, the inequalities in their classifications are in the opposite direction as *iCh*. In particular, the older work considered how to keep and update a history on distributed shared-memory systems, such as KSR-1 and Convex up to 16 CPUs, that could have high delays and a different memory system of today’s modern systems. In [1], loops are scheduled in a distributed fashion with MPI. The *chunk size* is determined by a direct fraction of the cumulative number of tasks complete and the processor speed. The KASS system [22] considers adaptively chunking together in the static or initialization phase. Chunks in the second (dynamic phase) are reduced fixedly based on information from past iteration runs but are not adapted within an iteration like *iCh*. Chunks are stolen if a queue runs out of its own chunks. A history-aware [13] studies *chunk size* from past iteration and the number of times the task will be ran using a much more complex “best-fit” approximation fit. This proves benefits for loops that are repeated, but *iCh* does not consider this as i regular kernels may not repeat loops as in `spmv`. Lastly, BinLPT [15] schedules irregular tasks from a loop using an estimate of the work in each loop and a maximal number of chunks provided by the user. This method is one of the newest and provides good performance in publication. In contrast, *iCh* wants to provide an easier method that does not require estimates of loop work and more user input.

7 Conclusion

This work develops an adaptive OpenMP loop scheduler for work imbalanced irregular applications by adaptively tuning *chunk size* and using work-stealing. The method uses a force-feedback control system that analyzes an approximation to the variance in task lengths assigned in a chunk. Though rudimentary, this system has relatively low overheads and allows for performance that is comparable to fine tuning over a large *chunk size* collection for sparse matrix-vector multiplication (`spmv`) and Betweenness Centrality (BC). In particular, we demonstrate that *iCh* is on average $1.061\times$ from the best speedup achieved by either the traditional *dynamic* or *work-stealing* schedules for `spmv` when these two schedules are tuned over a relatively large collection of *chunk size*. We also demonstrate that *iCh* is on average $1.092\times$ from the best speedup achieved by either the *dynamic* or *work-stealing* schedule for BC. Additionally, we observe that *iCh* can reduce the variation in runtime that exists in a *work-stealing* method that randomly selects its victim.

References

1. Banicescu, I., Velusamy, V., Devaprasad, J.: On the scalability of dynamic scheduling scientific applications with adaptive weighted factoring. *Cluster Computing* **6**(3), 215–226 (2003)
2. Booth, J.D., Ellingwood, N.D., Thornquist, H.K., Rajamanickam, S.: Basker: Parallel sparse LU factorization utilizing hierarchical parallelism and data layouts. *Parallel Comput.* **68**, 17–31 (2017)
3. Booth, J.D., Kotra, J., Zhao, H., Kandemir, M., Raghavan, P.: Phase detection with hidden markov models for DVFS on many-core processors. In: 2015 IEEE 35th International Conference on Distributed Computing Systems. IEEE (jun 2015). <https://doi.org/10.1109/icdc.2015.27>
4. Brandes, U.: A faster algorithm for betweenness centrality. *The Journal of Mathematical Sociology* **25**(2), 163–177 (jun 2001). <https://doi.org/10.1080/0022250x.2001.9990249>
5. Brandes, U.: On variants of shortest-path betweenness centrality and their generic computation. *Social Networks* **30**(2), 136–145 (may 2008). <https://doi.org/10.1016/j.socnet.2007.11.001>
6. Cuthill, E., McKee, J.: Reducing the bandwidth of sparse symmetric matrices. In: Proceedings of the 1969 24th National Conference. p. 157172. ACM 69, Association for Computing Machinery, New York, NY, USA (1969). <https://doi.org/10.1145/800195.805928>, <https://doi.org/10.1145/800195.805928>
7. Dagum, L., Menon, R.: Openmp: an industry standard api for shared-memory programming. *Computational Science & Engineering, IEEE* **5**(1), 46–55 (1998)
8. Davis, T.A., Hu, Y.: The university of florida sparse matrix collection. *ACM TOM* **38**(1), 1:1–1:25 (2011)
9. Durand, M., Broquedis, F., Gautier, T., Raffin, B.: An efficient OpenMP loop scheduler for irregular applications on large-scale NUMA machines. In: OpenMP in the Era of Low Power Devices and Accelerators, pp. 141–155. Springer Berlin Heidelberg (2013). <https://doi.org/10.1007/978-3-642-40698-011>
10. Frasca, M., Madduri, K., Raghavan, P.: NUMA-aware graph mining techniques for performance and energy efficiency. In: 2012 International Conference for High Performance Computing, Networking, Storage and Analysis. IEEE (nov 2012). <https://doi.org/10.1109/sc.2012.81>
11. Frigo, M., Leiserson, C.E., Randall, K.H.: The implementation of the cilk-5 multithreaded language. In: Proceedings of the ACM SIGPLAN 1998 conference on Programming language design and implementation - PLDI '98. ACM Press (1998). <https://doi.org/10.1145/277650.277725>
12. Kabir, H., Booth, J.D., Raghavan, P.: A multilevel compressed sparse row format for efficient sparse computations on multicore processors. In: 2014 21st International Conference on High Performance Computing (HiPC). IEEE (dec 2014). <https://doi.org/10.1109/hipc.2014.7116882>
13. Kejariwal, A., Nicolau, A., Polychronopoulos, C.D.: History-aware self-scheduling. In: 2006 International Conference on Parallel Processing (ICPP'06). pp. 185–192 (2006)
14. Madduri, K., Ediger, D., Jiang, K., Bader, D.A., Chavarria-Miranda, D.: A faster parallel algorithm and efficient multithreaded implementations for evaluating betweenness centrality on massive datasets. In: 2009 IEEE International Symposium on Parallel & Distributed Processing. IEEE (may 2009). <https://doi.org/10.1109/ipdps.2009.5161100>

15. Penna, P.H., A. Gomes, A.T., Castro, M., DM Plentz, P., C. Freitas, H., Broquedis, F., Méhaut, J.F.: A comprehensive performance evaluation of the binlpt workload-aware loop scheduler. *Concurrency and Computation: Practice and Experience* **31**(18), e5170 (2019)
16. Pinar, A., Heath, M.T.: Improving performance of sparse matrix-vector multiplication. In: *Proceedings of the 1999 ACM/IEEE conference on Supercomputing (CDROM) - Supercomputing '99*. ACM Press (1999). <https://doi.org/10.1145/331532.331562>
17. Schmidl, D., Cramer, T., Wienke, S., Terboven, C., Müller, M.S.: Assessing the performance of openmp programs on the intel xeon phi. In: *Proceedings of the 19th International Conference on Parallel Processing*. pp. 547–558. Euro-Par'13, Springer-Verlag, Berlin, Heidelberg (2013). <https://doi.org/10.1007/978-3-642-40047-656>
18. Schmidl, D., Philippen, P., Lorenz, D., Rössel, C., Geimer, M., an Mey, D., Mohr, B., Wolf, F.: Performance analysis techniques for task-based openmp applications. In: *Proceedings of the 8th International Conference on OpenMP in a Heterogeneous World*. pp. 196–209. IWOMP'12, Springer-Verlag, Berlin, Heidelberg (2012). <https://doi.org/10.1007/978-3-642-30961-815>
19. Toledo, S.: Improving the memory-system performance of sparse-matrix vector multiplication. *IBM Journal of Research and Development* **41**(6), 711–725 (nov 1997). <https://doi.org/10.1147/rd.416.0711>
20. Towns, J., Cockerill, T., Dahan, M., Foster, I., Gaither, K., Grimshaw, A., Hazelwood, V., Lathrop, S., Lifka, D., Peterson, G.D., Roskies, R., Scott, J.R., Wilkins-Diehr, N.: XSEDE: Accelerating scientific discovery. *Computing in Science & Engineering* **16**(5), 62–74 (Sept-Oct 2014)
21. Vuduc, R.W., Moon, H.: Fast sparse matrix-vector multiplication by exploiting variable block structure. Tech. rep. (jul 2005). <https://doi.org/10.2172/891708>
22. Wang, Y., Ji, W., Shi, F., Zuo, Q., Deng, N.: Knowledge-based adaptive self-scheduling. In: Park, J.J., Zomaya, A.Y., Yeo, S., Sahni, S. (eds.) *Network and Parallel Computing, 9th IFIP International Conference, NPC 2012, Gwangju, Korea, September 6-8, 2012. Proceedings. Lecture Notes in Computer Science*, vol. 7513, pp. 22–32. Springer (2012). https://doi.org/10.1007/978-3-642-35606-3_3, <https://doi.org/10.1007/978-3-642-35606-33>
23. Williams, S., Waterman, A., Patterson, D.: Roofline: An insightful visual performance model for multicore architectures. *Commun. ACM* **52**(4), 65–76 (Apr 2009). <https://doi.org/10.1145/1498765.1498785>
24. Yan, Y., Jin, C., Zhang, X.: Adaptively scheduling parallel loops in distributed shared-memory systems. *IEEE Transactions on Parallel and Distributed Systems* **8**(1), 70–81 (1997). <https://doi.org/10.1109/71.569656>