

# Two-way single-photon-level frequency conversion between 852nm and 1560nm for connecting cesium D2 line with the telecom C-band

Kong ZHANG<sup>1</sup>, Jun HE<sup>1,2</sup>, and Junmin WANG<sup>1,2,\*</sup>

<sup>1</sup>State Key Laboratory of Quantum Optics and Quantum Optics Devices, and Institute of Opto-Electronics, Shanxi University, Tai Yuan 030006, People's Republic of China

<sup>2</sup>Collaborative Innovation Center of Extreme Optics of the Education Ministry and Shanxi Province, Shanxi University, Tai Yuan 030006, People's Republic of China

A compact setup for two-way single-photon-level frequency conversion between 852 nm and 1560 nm has been implemented with the same periodically-poled magnesium-oxide-doped lithium niobate (PPMgO:LN) bulk crystals for connecting cesium D2 line (852 nm) to telecom C-band. By single-pass mixing a strong continuous-wave pump laser at 1878 nm and the single-photon-level periodical signal pulses in a 50-mm-long PPMgO:LN bulk crystal, the conversion efficiency of  $\sim 1.7\%$  ( $\sim 1.9\%$ ) for 852-nm to 1560-nm down-conversion (1560-nm to 852-nm up-conversion) have been achieved. We analyzed noise photons induced by the strong pump laser beam, including the spontaneous Raman scattering (SRS) and the spontaneous parametric down-conversion (SPDC) photons, and the photons generated in the cascaded nonlinear processes. The signal-to-noise ratio (SNR) has been improved remarkably by using the narrow-band filters and changing polarization of the noise photons in the difference frequency generation (DFG) process. With further improvement of the conversion efficiency by employing PPMgO:LN waveguide, instead of bulk crystal, our study may provide the basics for cyclic photon conversion in quantum network.

## I. INTRODUCTION

Quantum state transmission is the key to realize quantum network. In 1997, Cirac *et al* [1] proposed a scheme to utilize photons for ideal quantum transmission between atoms located at spatially separated nodes of a quantum network. Implementation of long-distance quantum information network requires the quantum nodes which store and process quantum information and the low-loss optical fiber networks which connect the nodes by flying photonic qubits. The photonic frequency of quantum nodes are usually much higher than that of flying photonic qubits transmitted in the optical fiber networks. Therefore, it needs quantum frequency conversion (QFC) [2,3] of the photonic frequency between the quantum nodes and the flying photonic qubits. Several qubit platforms, such as trapped ions [4], trapped cold single atom or cold atomic ensemble [5,6], quantum dots [7], and etc have been demonstrated for building quantum nodes for the quantum network. In the experiment, many groups used single photons emitted from qubit platforms convert ranging from 637 and 980 nm to the telecom bands with SNR of  $10^2$  order with efficiencies between  $\sim 10\text{-}70\%$  [8-19].

Most of the above-mentioned conversions aimed at red spectral ranges converted to telecom bands. However, inverse conversions are also important. Moreover, some groups have demonstrated the photons' up-conversion experiments [20,21]. In 2018, Wright *et al* [22] reported two-way photonic interface for linking 422 nm to the telecom C-band, and achieved up-conversion (down-conversion) at single-photon level with conversion efficiency of  $\sim 9.4\%$  ( $\sim 1.1\%$ ), and SNR of  $\sim 39$  ( $\sim 108$ ).

The up-conversion single-photon detector (SPD) using this scheme can extend the well-developed silicon based single-photon detector to telecom C-band.

Now we consider a simple quantum network shown in Fig.1 for single-photon distributing and storing. The left node is single-cesium (Cs)-atom optical tweezer based 852-nm single-photon source [23-25], while the right node is cold or hot Cs atomic ensemble. These two nodes can be connected by ultralow loss 1560-nm telecom single-mode fiber. By employing QFC1 module, the 852-nm single photons emitted by the left node can be converted to 1560-nm single photons, which served as the flying photonic qubits for single-photon distributing via long-distance 1560-nm telecom fiber link. Then by employing QFC2 module, 1560-nm single photons can be converted back to 852-nm single photons, which can interact with the right node via Raman-type memory or the electromagnetically induced transparency (EIT) - type memory protocols for single-photon storing.

In this paper, we demonstrated two-way down-conversion and up-conversion between 852 nm and 1560 nm based on single-pass periodically-poled magnesium-oxide-doped lithium niobate (PPMgO:LN) bulk crystal for connecting 852-nm Cs D2 transition and 1560-nm telecom C-band at single-photon level (one mean photon per pulse). The efficiency is mainly limited by spatial mismatch in the bulk crystal, and it is hard to effectively use whole bulk crystal because the beams are focused. These problems can be avoided by using a waveguide, and the efficiency will be improved. So we pay more attention to improving SNR. First, we analyzed the noise photons induced by a strong pump laser beam in PPMgO:LN crystal, such as the spontaneous Raman scattering (SRS) and the spontaneous parametric down-conversion (SPDC) photons, as well as the photons generated in the cascaded nonlinear processes. Then, we en-

\* Corresponding Author: wwjjmm@sxu.edu.cn



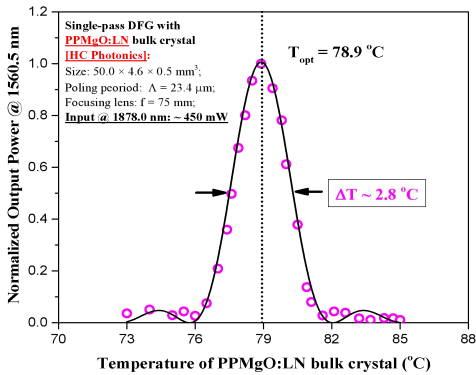


FIG. 3. Dependence of 1560.5-nm output power upon the crystal's temperature in the case of DFG. The open circles represent the experimental data, while the solid line is theoretical fitting curve. The optimal quasi-phase-matching temperature is  $\sim 78.9$  °C, and the temperature bandwidth is  $\sim 2.8$  °C.

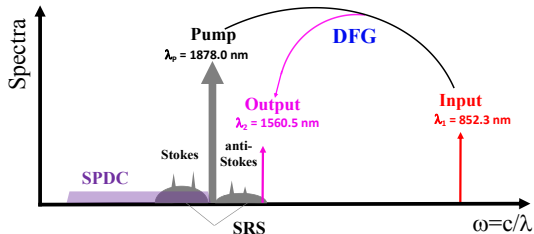


FIG. 4. Overview of DFG photonic conversion process from 852.3 nm to 1560.5 nm with the 1878.0-nm pump laser and the strong pump induced nonlinear processes. SPDC: the spontaneous parametric down-conversion (marked by the purple part); SRS: the spontaneous Raman scattering (Stokes photons and anti-Stokes photons, and marked by the dark grey part). The narrow BPFs and the ultra-narrow FBG filter can be utilized to remove the noise photons located around the target output at 1560.5 nm.

$\lambda_2 = 1560.5$  nm with the  $\lambda_p = 1878.0$  nm pump laser and the strong pump induced nonlinear processes (SPDC and SRS). First, the wavelength of SPDC photons (marked by the purple part) are longer than the pump laser, it is far away from the targeted photons, so we assume that SPDC photons can be excluded in our case. Then SRS photons (marked by the dark grey part) distribute on both sides of the pump light, and the target photons locate in weak anti-Stokes region, so the main noise photon source in this process are anti-Stokes photons. The narrow BPFs and the ultra-narrow FBG can be utilized to remove the noise photons located around the target output. In addition, the TmDFA with a low gain at 1878 nm in experiment is not a commercial one, so it may generate more noises with higher pumping diode laser's power, which will reduce the SNR.

In the experiment, the conversion efficiency be defined as  $\eta = N_{out}/N_{in}$ , we define  $N_{in}$  as the count rate of the input signal photons in the front the crystal, and  $N_{out}$  as the count rate of the output target photons at the end of the crystal. The influence of noise photons at target wavelength induced by the strong pump light is inevitable. Therefore, we define  $N_{out} = N_{p+s} - N_p$ , where  $N_{p+s}$  is the count rate of the detector at 1560 nm when both pump and signal photons coupled into the crystal, and  $N_p$  is the count rate of the detector at 1560 nm when only pump light is present in the crystal (signal photons are blocked). Zaske *et al* [15] defined the conversion efficiency in the same way. Fig. 5 shows the DFG conversion efficiency and SNR with different filters versus pump power. The SNR can be slightly improved by using narrower filters. Fig. 5 (a) is the result for a BPF with  $\sim 50$ -nm FWHM bandwidth ( $T \sim 92\%$ @1560 nm and OD=4 for 852 nm), and the SNR is 19.5. Then the SNR can be improved to 31.3 by using a BPF with  $\sim 12$ -nm FWHM bandwidth ( $T \sim 74\%$ @1560 nm, OD=4 for 1878 nm and OD=5 for 852 nm) combined a FBG filter with  $\sim 0.3$ -nm FWHM bandwidth ( $R \sim 92\%$  @1560 nm) in Fig. 5 (c). Therefore, the SNR will be increased by using narrower bandwidth of the filters theoretically. However, when using a very narrow filter (the bandwidth is much smaller than the filter used in our experiment), the SNR is not significantly improved. The effect of temperature on noises is crucial [28]. Later we will choose a new poling period to make the quasi-phase matching temperature of the crystal much lower than that of now, therefore we can expect that we should get much lower anti-Stokes (Raman scattering) noise photons counting. In the result of conversion efficiency, the solid lines represent the fitting to Eq. (1):

$$\eta(P_p) = \eta_{max} \sin^2(L\sqrt{\eta_n P_p}) \quad (1)$$

Where  $L$  is the length of the non-linear crystal,  $P_p$  is the injected pump power, and  $n$  is a conversion parameter characteristic to the specific device. However, the curvature of curve (a) and (b) are different from (c), which may be due to the bandwidth of filters, and the efficiency in Fig. 5 (c) is close to saturation, which is mainly caused by the photons consumption ratio of signal photons to pump photons. The maximum DFG internal conversion efficiency is  $\sim 1.7$  % when signal level is set to  $\sim 10^6$  photons  $s^{-1}$  with a mean photon number per pulse is  $\sim 1$ . The efficiency is mainly limited by spatial mismatch of the signal and the pump beams in the crystal [29]. The waist spots radii and the divergence angles of 852 nm and 1878 nm are different. Moreover, we cannot use the whole crystal length because the beams are focused. These two problems can be effectively avoided by using a waveguide, and the efficiency will be improved. Last, the inverse sum-frequency generation (SFG) from 1560 nm to 852 nm photons will be occurred under the similar condition. Therefore, we think it is inevitable that the SFG will be happened in the DFG experiment. This

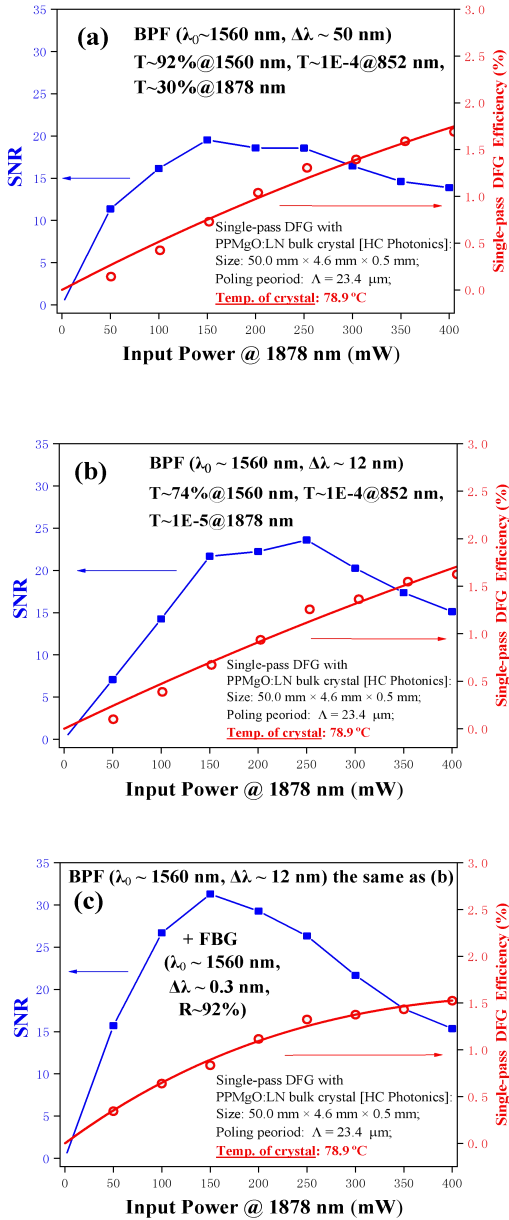
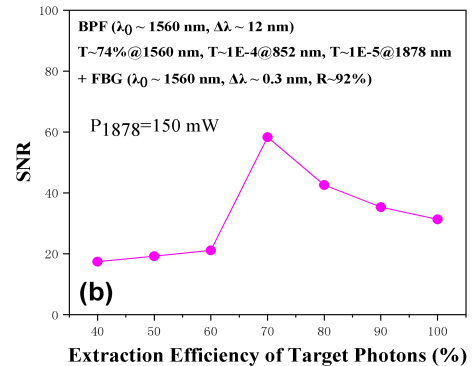
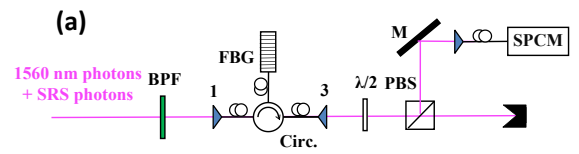


FIG. 5. DFG conversion efficiency and SNR with different filters versus the 1878-nm pump power. The blue solid squares represent the SNR, and the red open circles represent the DFG conversion efficiency. (a) The results for a BPF with  $\sim 50$ -nm FWHM bandwidth; (b) The results for a BPF with  $\sim 12$ -nm FWHM bandwidth; (c) The results for combination of a BPF with  $\sim 12$ -nm FWHM bandwidth and a FBG filter with  $\sim 0.3$ -nm of a FWHM bandwidth. DFG conversion efficiency and SNR with different filters versus the 1878-nm pump power. The squares represent the SNR, and the circles represent the DFG conversion efficiency. (a) The results for a BPF with  $\sim 50$ -nm HMFV bandwidth; (b) The results for a BPF with  $\sim 12$ -nm HMFV bandwidth; (c) The results for combination of a BPF with  $\sim 12$ -nm HMFV bandwidth and a ultra-narrow-band FBG filter with  $\sim 0.3$ -nm HMFV bandwidth.

means that some of the 1560 nm photons generated by the DFG may be further converted back to 852 nm photons in the crystal. the inverse conversion efficiency is much less than the target conversion efficiency, that factor may also limits our DFG efficiency.

Although the PPMgO:LN crystal we used is type-0 quasi-phase matching (852-nm, 1878-nm and 1560-nm photons are all with s polarization), the noise photons (mainly are anti-Stokes photons of SRS induced by the strong 1878-nm pump laser beam) may be elliptically polarized with a special preponderant direction due to inhomogeneity of the crystal. Based on this point, we try to improve SNR by changing the polarization of output photons by using of the setup shown in Fig. 6 (a). The output target 1560-nm photons and some anti-Stokes photons together pass through all the DMs and BPF as well as FBG filter, then we change their polarization by  $\lambda/2$  plate and count the reflected s-polarization photons of PBS. The Circ and FBG filter are both single-mode modules, and are not sensitive to polarization. Fig. 6 (b) shows SNR versus target 1560-nm photons' extraction efficiency. By rotating  $\lambda/2$  plate, the photon counts of reflection channel are reduced, and the preponderant direction of noise photons are changing to p. SNR can be improved to 58.3 with  $\sim 70\%$  of extraction efficiency. We can derive the polarization rotation angle according to different extraction efficiency by Malus law. When the extraction efficiency is  $\sim 70\%$ , the polarization rotation angle is  $\sim 33^\circ$ .

Fig. 6 (c) shows the results for SNR versus 1878-nm pump power. The blue solid squares represent SNR without the  $\lambda/2$  plate and PBS, and the red open circles represent SNR with the  $\lambda/2$  plate and PBS at the optimized polarization direction (extraction efficiency  $\sim 70\%$ ). The



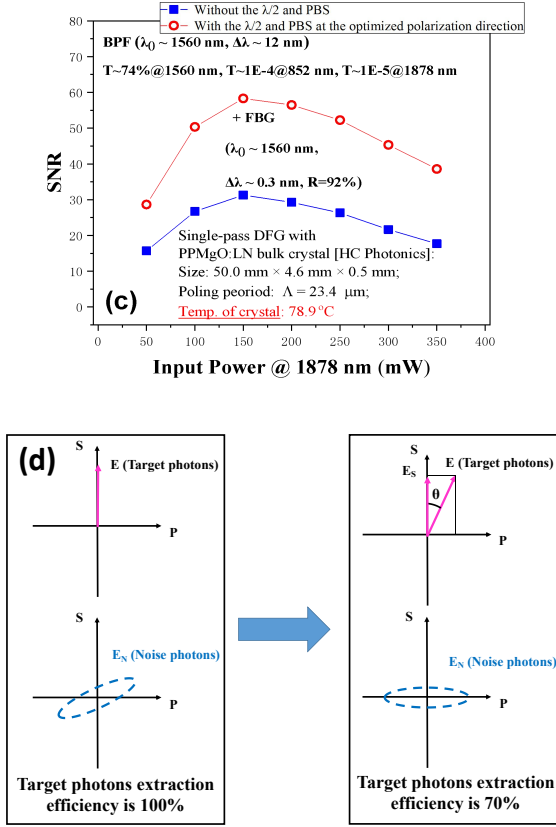


FIG. 6. Improving SNR by changing polarization of output photons. (a) The experimental setup for polarization optimization. BPF: a 1560-nm band-pass filter with  $\sim 12$ -nm FWHM bandwidth (T  $\sim 74\%$ @1560 nm, T  $\sim 1E-4$ @852 nm, T  $\sim 1E-5$ @1878 nm); Circ.: single-mode fiber circulator; FBG: 1560-nm fiber Bragg grating filter with 0.3-nm FWHM bandwidth (R  $\sim 92\%$ @1560 nm);  $\lambda/2$ : half-wave plate; PBS: polarization beam splitter cube; SPCM: single-photon counting module. (b) SNR versus target photons' extraction efficiency. When the pump laser is 150 mW, the SNR can be improved to 58.3 with  $\sim 70\%$  of extraction efficiency. (c) SNR versus 1878-nm pump power. The blue solid squares represent SNR without the  $\lambda/2$  plate and PBS, and the red open circles represent SNR with the  $\lambda/2$  and PBS at the optimized polarization direction (extraction efficiency is  $\sim 70\%$ ). The SNR increases from 31.3 to 58.3. (d) The polarization of target photons and noise photons versus different extraction efficiency.  $E$  is linear polarization for the target photons and  $E_N$  is elliptical polarization for noise photons (anti-Stokes photons). The left side shows the polarization of target photons and noise photons when the extraction efficiency is 100%, and the right side shows the polarization when the extraction efficiency is  $\sim 70\%$  (after polarization rotation with an angle  $\theta \sim 33^\circ$ ).

SNR increases from 31.3 to 58.3. Fig. 6 (d) shows polarization of target photons and anti-Stokes photons before and after polarization optimization. The left side shows the polarization of target photons and noise photons when the target photons' extraction efficiency is  $\sim 100\%$ , while the right side shows the polarization when

the target photons' extraction efficiency is  $\sim 70\%$ . The polarization rotation angle  $\theta \sim 33^\circ$ . The picture in Fig. 6(d) can correctly describe the measured data in Fig. 6(b).

### III. SFG FROM 1560-NM TO 852-NM PHOTONS: EXPERIMENT AND RESULTS

In this part, we convert attenuated coherent state from 1560 nm to 852 nm by SFG in PPMgO:LN crystal and analyze the noise photons induced by the strong 1878-nm pump laser beam. Fig. 7 (a) is diagram of single-photon-level SFG photonic conversion. The experimental setup for SFG is shown in Fig. 7 (b). To simulate single-photon pulses, a compact DFB diode laser at 1560 nm, an AOM, and a strong attenuator are employed to chop and weaken 1560-nm continuous-wave laser beam to 1-MHz repetition rate and 500-ns duration square-wave periodical

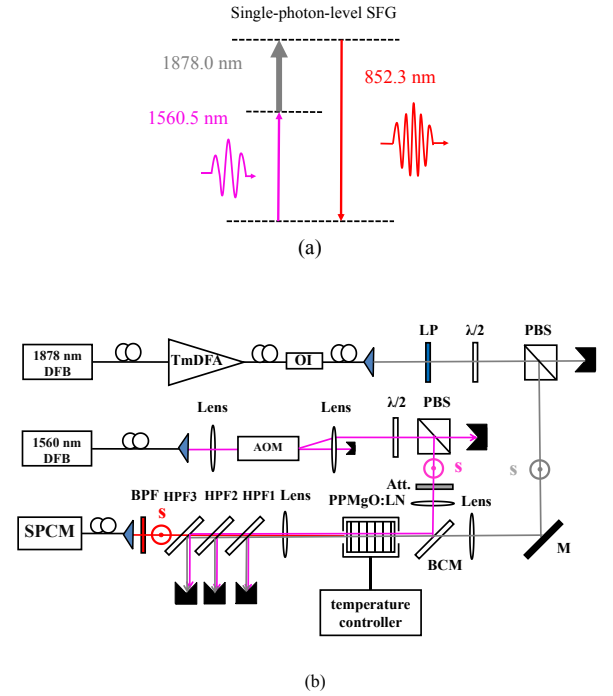


FIG. 7. (a) Diagram of single-photon-level SFG photonic conversion. (b) The experimental setup for DFG, the s-polarized 1560-nm photons are converted to 852-nm photons with PPMgO:LN crystal by SFG pumped by the s-polarized 1878-nm strong laser beam. DFB: distributed feedback diode laser; TmDFA: Thulium-doped fiber amplifier; OI: optical isolator; AOM: acousto-optic modulator;  $\lambda/2$ : half-wave plate; PBS: polarization beam splitter cube; Att.: attenuator; s: s polarization; BCM: beam-combining mirror; HPFs: high-pass filters (852-nm high-transmission and 1560-nm and 1878-nm high-reflection mirrors); BPF: 852-nm band-pass filter (transmittances:  $\sim 75\%$ @852 nm,  $\sim 44\%$ @1560 nm and  $\sim 35\%$ @1878 nm, FWHM bandwidth:  $\sim 0.5$  nm and OD=4 for 853 nm  $\sim 1060$  nm and 600 nm  $\sim 851$  nm); SPCM: single-photon counting module; LP: low pass filter.



optical pulses with a mean photon number per pulse is  $\sim 1$ . The strong pump field is same as DFG experiment. Then, the same 50-mm-long PPMgO:LN crystal is used as SFG crystal. We choose two  $f = 75$  mm lenses to focus 1878-nm and 1560-nm laser beams separately, then combine two focused beams in the PPMgO:LN bulk crystal, to avoid the chromatic aberration in the case of using one focusing lens for these two wavelengths. The waist spots radii of 1560 nm and 1878 nm are  $\sim 41.4 \mu\text{m}$  and  $\sim 48.3 \mu\text{m}$ , respectively. According to the B-K focus factor, the optimal waist spots radii for 50-mm-long crystal of 1560 nm and 1878 nm are  $\sim 45.1 \mu\text{m}$  and  $\sim 49.8 \mu\text{m}$  respectively. After crystal, a 75-mm lens is used to collimate the output laser, and output lasers are spectrally separated by high-pass filters (HPFs) (852-nm high-transmission and 1560-nm and 1878-nm high-reflection mirrors). Then the 852 nm photons passed through the 852-nm BPF (please see the caption of Fig.7). Finally, the 852 nm photons are counted by a SPCM (PerkinElmer Optoelectronics; SPCM-AQR-15; quantum efficiency  $\sim 48\%$  and dark count rate  $< 50$  counts/s).

In the single-pass SFG experiment, we find the optimized phase matching by adjusting the temperature of PPMgO:LN crystal. When 1878-nm pump power is  $\sim 450$  mW, the quasi-phase matching temperature is  $\sim 77.6^\circ\text{C}$ . The normalized results are shown in Fig. 8.

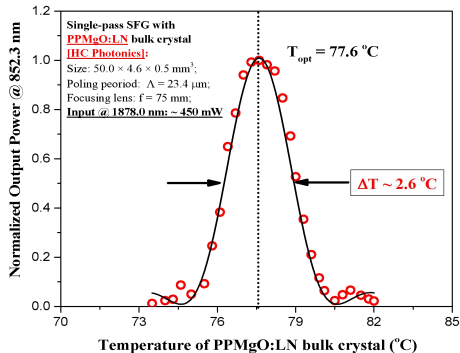


FIG. 8. Dependence of 852.3-nm output power upon the crystal's temperature in the case of SFG. The open circles represent the experimental data, while the solid line is theoretical fitting curve. The optimal quasi-phase-matching temperature is  $\sim 77.6^\circ\text{C}$ , and the temperature bandwidth is  $\sim 2.6^\circ\text{C}$ .

For single-photon-level frequency conversion it is known that noise (unwanted photons) at the target wavelength can be generated by the strong pump field. Many groups have also characterized the noise in the SFG experiments, for example, ref.[17]. Fig.9 shows the overview of SFG photonic conversion process from  $\lambda_2 = 1560.5$  nm to  $\lambda_1 = 852.3$  nm with the  $\lambda_p = 1878.0$  nm pump laser, the strong pump induced nonlinear processes (SPDC and SRS), and the cascaded conversion. First, the pump laser will induce the SPDC and SRS as well as second-harmonic generation (SHG) processes in the crystal. The

SPDC photons locate at the longer wavelength (marked by the purple part). The SRS photons distribute on both sides of the pump light (marked by dark grey part). The SPDC, SRS and SHG photons, as well as the noise photons (generated by the cascaded SFG process and marked by the green part) located at the target output can be removed by using the HPFs and the BPF.

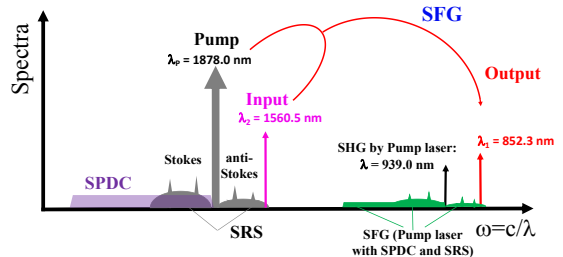


FIG. 9. Overview of SFG photonic conversion process from 1560.5 nm to 852.3 nm with the 1878.0-nm pump laser, the strong pump induced nonlinear processes (SPDC and SRS), and the cascaded conversion. SPDC: the spontaneous parametric down-conversion (marked by the purple part); SRS: the spontaneous Raman scattering (Stokes and anti-Stokes photons, and marked by dark grey part); SHG: second-harmonic generation (939.0 nm and marked by the black arrow). The SPDC, SRS and SHG photons, as well as the noise photons (generated by the cascaded SFG process and marked by the green part) locate at the target output can be removed by using the HPFs and the BPF.

Different SNR and conversion efficiency can be obtained by changing pump power. The definition of efficiency is the same as that of the DFG. These results are shown in Fig. 10. The blue solid squares represent SNR, while the red open circles represent the SFG conversion efficiency. The solid lines represent the fittings to Eq. (1). The maximum SFG internal conversion efficiency is  $\sim 1.9\%$ . The maximum SNR is 38.8 with 150 mW of pump laser beam. If we use the filters with narrower FWHM, the SNR will be significantly improved. And we will also further improve the SNR by rotating polarization of output photons like DFG experiment. As the same as DFG results, the reason for efficiency saturation is caused by the consumption ratio of signal and pump photons, and the mode matching of input photons (signal photons and pumping photons) is the main factor for the lower conversion efficiency. In addition, the inverse DFG (from 852-nm to 1560-nm photons) is inevitable in the SFG experiment. This means that some of the 852-nm photons generated by the SFG may be further converted back to 1560-nm photons. Although the conversion efficiency of the inverse DFG is much less than the target SFG, that factor may limit our SFG efficiency.

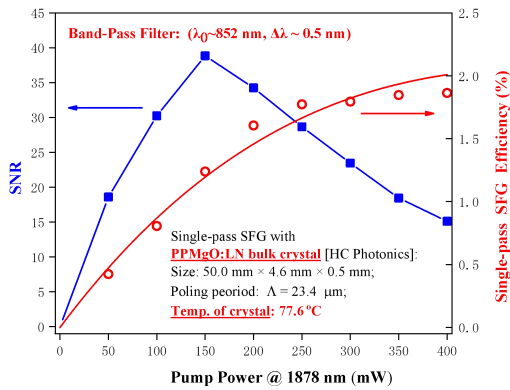


FIG. 10. Experimental data for SNR and SFG conversion efficiency versus the 1878-nm pump power. The blue solid squares represent SNR, while the red open circles represent SFG efficiency.

#### IV. CONCLUSIONS

We report the two-way single-photon-level frequency conversion between 852 nm and 1560 nm. First, the 852-nm photons at cesium D2 line have been converted (DFG) to 1560-nm photons at telecom C-band in a PP-MgO:LN bulk crystal with strong pump field at 1878 nm. The DFG internal conversion efficiency is  $\sim 1.7\%$  with 400-mW pump laser mixing attenuated 852-nm laser pulses with a mean photon number per pulse is  $\sim 1$ , and the maximal SNR is 58.3. We can improve SNR by using

narrower bandwidth filters and changing the polarization of the noises. Finally, SNR can be nearly doubled than before. Then the 1560-nm photons at telecom C-band have been converted (SFG) to 852-nm photons at cesium D2 line with the same conditions. The SFG internal conversion efficiency is  $\sim 1.9\%$  with 400-mW pump laser mixing attenuated 1560-nm laser pulses with a mean photon number per pulse is  $\sim 1$ , and the maximal SNR is 38.8. In addition, we analyze the noise characteristics in conversion processes. The low conversion efficiency is mainly due to the mismatch of the waist spots and the mode volumes of pump laser and the signal photons. In addition, if we use waveguide in this experiment, the efficiency will be greatly improved. This is benefited by the special structure of the waveguide.

The two-way conversion based on the same crystal can build a bridge between the quantum systems and realize the information transmission. This scheme can be extended to real single photons case, and combining our single photon source to realize the quantum network for ultra-low loss transmission in the future.

#### ACKNOWLEDGMENTS

This work is supported by National Natural Science Foundation of China (11774210, 11974226 and 61875111); National Key R&D Program of China (2017YFA0304502); Shanxi Provincial Graduate Innovation Project (PhD Candidates) (2019BY016) and Shanxi Provincial 1331 Project for Key Subject Construction.

- 
- [1] J. I. Cirac, P. Zoller, H. J. Kimble, and H. Mabuchi, Quantum state transfer and entanglement distribution among distant nodes in a quantum network, *Phys.Rev.Lett.*, **78**(16), 3221-3224 (1997).
- [2] P. Kumar, Qanrum frequency conversion, *Opt.Lett.*, **15**(24), 1476-1478 (1990).
- [3] J. Huang and P. Kumar, Observation of quantum frequency conversion, *Phys.Rev.Lett.*, **68**(14), 2153-2156 (1992).
- [4] D. Hucul, I. V. Inlek, G. Vittorini, C. Crocker, S. Debnath, S. M. Clark, and C. Monroe, Modular entanglement of atomic qubits using photons and phonons, *NaturePhys.*, **11**, 37-42 (2015).
- [5] S. Ritter, C. Nolleke, C. Hahn, A. Reiserer, A. Neuzner, M. Uphoff, M. Mucke, E. Figueroa, J. Bochmann, and G. Rempe, An elementary quantum network of single atoms in optical cavities, *Nature*, **484**, 195-200 (2012).
- [6] J. Hofmann, M. Krug, N. Ortegel, L. Gerard, M. Weber, W. Rosenfeld, and H. Weinfurter, Heralded entanglement between widely separated atoms, *Science*, **337**, 72-75 (2012).
- [7] R. Stockill, M. J. Stanley, L. Huthmacher, E. Clarke, M. Hugues, A. J. Miller, C. Matthiesen, C. Le Gall, and M. Atature, Phase-tuned entangled state generation between distant spin qubits, *Phys.Rev.Lett.*, **119**(1), 010503 (2017).
- [8] S. Zaske, A. Lenhard, C. A. Keler, J. Kettler, C. Hepp, C. Arend, R. Albrecht, W. M. Schulz, M. Jetter, P. Michler, and C. Becher, Visible-to-telecom quantum frequency conversion of light from a single quantum emitter, *Phys.Rev.Lett.*, **109**(14), 147404 (2012).
- [9] S. Ates, I. Agha, A. Gulinatti, I. Rech, M. T. Rakher, A. Badolato, and K. Srinivasan, Two-photon interference using background-free quantum frequency conversion of single photons emitted by an InAs quantum dot, *Phys.Rev.Lett.*, **109**(14), 147405 (2012).
- [10] B. Albrecht, P. Farrera, X. Fernandez-Gonzalvo, M. Cristiani, and H. de Riedmatten, A waveguide frequency converter connecting rubidium-based quantum memories to the telecom C-band, *NatureCommun.*, **5**, 3376 (2014).
- [11] A. Dreau, A. Tcheborateva, A. E. Mahdaoui, C. Bonato, and R. Hanson, Quantum frequency conversion to telecom of single photons from a nitrogen-vacancy center in diamond, *Phys.Rev.Appl.*, **9**(6), 064031 (2018).
- [12] P. C. Strassmann, A. Martin, N. Gisin, and M. Afzelius, Spectral noise in frequency conversion from the visible to the telecommunication C-band, *Opt.Express*, **27**(10), 14298-14307 (2019).
- [13] H. Rutz, K. H. Luo, H. Suche, and C. Silberhorn, Quantum frequency conversion between infrared and ultraviolet

- let, *Phys.Rev.Appl.*, **7**(2), 024021 (2017).
- [14] X. Fernandez-Gonzalvo, G. Corrielli, B. Albrecht, M. Grimau, M. Cristiani, and H. de Riedmatten, Quantum frequency conversion of quantum memory compatible photons to telecommunication wavelengths, *Opt.Express*, **21**(17), 19473-19487 (2013).
- [15] S. Zaske, A. Lenhard, and C. Becker, Efficient frequency downconversion at the single photon level from the red spectral range to the telecommunication C-band, *Opt.Express*, **19**(13), 12825-12836 (2011).
- [16] J. S. Pelc, L. Ma, C. R. Phillips, Q. Zhang, C. Langrock, O. Slattery, X. Tang, and M. M. Fejer, Long-wavelength-pumped upconversion single-photon detector at 1550 nm: performance and noise analysis, *Opt.Express*, **19**(22), 21445-21456 (2011).
- [17] P. S. Kuo, J. S. Pelc, O. Slattery, Y. S. Kim, M. M. Fejer, and X. Tang, Reducing noise in single-photon-level frequency conversion, *Opt.Lett.*, **38**(8), 1310-1312 (2013).
- [18] R. Ikuta, Y. Kusaka, T. Kitano, H. Kato, T. Yamamoto, M. Koashi, and N. Imoto, Wide-band quantum interface for visible-to-telecommunication wavelength conversion, *Nature Commun.* **2**, 537 (2011).
- [19] R. Ikuta, T. Kobayashi, T. Kawakami, S. Miki, M. Yabuno, T. Yamashita, H. Terai, M. Koashi, T. Mukai, T. Yamamoto, and N. Imoto, Polarization insensitive frequency conversion for an atom-photon entanglement distribution via a telecom network, *Nature Commun.* **9**, 1997 (2018).
- [20] K. Huang, X. R. Gu, M. Ren, Y. Jian, H. F. Pan, G. Wu, E. Wu, and H. P. Zeng, Photon-number-resolving detection at 1.04  $\mu\text{m}$  via coincidence frequency upconversion, *Opt.Lett.*, **36**(9), 1722-1724 (2011).
- [21] F. Ma, L. Y. Liang, J. P. Chen, Y. Gao, M. Y. Zheng, X. P. Xie, H. Liu, Q. Zhang, and J. W. Pan, Upconversion single-photon detectors based on integrated periodically poled lithium niobate waveguides, *J.Opt.Soc.Am.B*, **35**(9), 2096-2101 (2018).
- [22] T. Wright, R. Francis-Jones, C. Gawith, J. Becker, P. Ledingham, P. Smith, J. Nunn, P. Mosley, B. Brecht, and I. Walmsley, Two-way photonic interface for linking the  $\text{Sr}^+$  transition at 422 nm to the telecommunication C band, *Phys.Rev.Appl.*, **10**(4), 044012 (2018).
- [23] B. Liu, G. Jin, J. He, and J. M. Wang, Suppression of single-cesium-atom heating in a microscopic optical dipole trap for demonstration of an 852-nm triggered single-photon source, *Phys.Rev.A*, **94**(1), 013409 (2016).
- [24] G. Jin, B. Liu, J. He, and J. M. Wang, High on/off ratio nanosecond laser pulses for a triggered single-photon source, *Appl.Phys.Express*, **9** 072702 (2016).
- [25] B. Liu, G. Jin, J. He, R. Sun, and J. M. Wang, Measurement of magic-wavelength optical dipole trap by using the laser-induced fluorescence spectra of trapped single cesium atoms, *Opt.Express*, **25**(14), 15861-15867 (2017).
- [26] K. S. Chaitanya, G. K. Samanta, and M. Ebrahim-Zadeh, High-power, single-frequency, continuous-wave second-harmonic-generation of ytterbium fiber laser in PPKTP and MgO: sPPLT, *Opt.Express*, **17**(16), 13711-13726 (2009).
- [27] G. D. Boyd and D. A. Kleinman, Parametric interaction of focused Gaussian light beams, *J.Appl.Phys.*, **39**(8), 3597 (1968).
- [28] P. S. Kuo, J. S. Pelc, C. Langrock and M. M. Fejer, Using temperature to reduce noise in quantum frequency conversion, *Opt.Lett.* **43**(9), 2034-2037 (2018).
- [29] X. R. Gu, K. Huang, H. F. Pan, E. Wu, and H. P. Zeng, Photon correlation in single-photon frequency upconversion, *Opt.Express*, **20**(3), 2399-2407 (2012).
- [30] S. Vasilyev, A. Nevsky, I. Ernsting, M. Hansen, J. Shen, and S. Schiller, Compact all-solid-state continuous-wave single-frequency UV source with frequency stabilization for laser cooling of  $\text{Be}^+$  ions, *Appl.Phys.B*, **103**, 2733 (2011).
- [31] A. S. Muller, O. B. Jensen, K. H. Hasler, B. Sumpf, G. Erbert, P. E. Andersen, and P. M. Petersen, Efficient concept for generation of diffraction-limited green light by sum-frequency generation of spectrally combined tapered diode lasers *Opt.Lett.*, **37**(18), 3753-3755 (2012).
- [32] M. Tawfiq, O. B. Jensen, A. K. Hansen, B. Sumpf, K. Paschke, and P. E. Andersen, Efficient generation of 509 nm light by sum-frequency mixing between two tapered diode lasers, *Opt.Comm.*, **339**, 137140 (2015).