

1-Bit Compressive Sensing via Approximate Message Passing with Built-in Parameter Estimation

Shuai Huang, and Trac D. Tran, *Fellow, IEEE*

Abstract—1-bit compressive sensing aims to recover sparse signals from quantized 1-bit measurements. Designing efficient approaches that could handle noisy 1-bit measurements is important in a variety of applications. In this paper we use the approximate message passing (AMP) to achieve this goal due to its high computational efficiency and state-of-the-art performance. In AMP the signal of interest is assumed to follow some prior distribution, and its posterior distribution can be computed and used to recover the signal. In practice, the parameters of the prior distributions are often unknown and need to be estimated. Previous works tried to find the parameters that maximize either the measurement likelihood or the Bethe free entropy, which becomes increasingly difficult to solve in the case of complicated probability models. Here we propose to treat the parameters as unknown variables and compute their posteriors via AMP as well, so that the parameters and the signal can be recovered jointly. This leads to a much simpler way to perform parameter estimation compared to previous methods and enables us to work with noisy 1-bit measurements. We further extend the proposed approach to the general quantization noise model that outputs multi-bit measurements. Experimental results show that the proposed approach generally perform much better than the other state-of-the-art methods in the zero-noise and moderate-noise regimes, and outperforms them in most of the cases in the high-noise regime.

Index Terms—1-bit compressive sensing, multi-bit compressive sensing, channel estimation, approximate message passing, parameter estimation

I. INTRODUCTION

Compressive sensing (CS) has enabled us to recover a signal with prior information at lower sampling rates [1]–[4]. Sparse signal recovery is the key topic in compressive sensing that lays the foundation for applications such as dictionary learning [5], [6], sparse representation-based classification [7], channel estimation [8]–[10], etc. Here we would like to recover a sparse signal $\mathbf{x} \in \mathbb{R}^N$ given the measurement matrix $\mathbf{A} \in \mathbb{R}^{M \times N}$ and quantized measurements \mathbf{y}

$$\mathbf{y} = \mathcal{Q}(\mathbf{A}\mathbf{x} + \mathbf{w}), \quad (1)$$

where $\mathcal{Q}(\cdot)$ is the quantization operator, and \mathbf{w} is the noise. The problem itself is generally ill-posed, and we rely on the prior information that the signal is sparse to recover it. In the extreme case where $\mathbf{y} \in \{-1, +1\}^M$, we have the “1-bit compressive sensing” problem originally proposed in [11]. It arises from applications such as channel estimation in

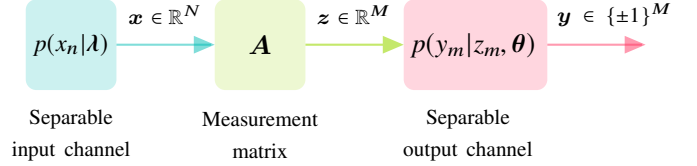


Fig. 1. A probabilistic view of the sparse signal recovery [27]: the signal \mathbf{x} follows a prior distribution $p(x_n|\lambda)$, the noiseless measurements $\mathbf{z} = \mathbf{A}\mathbf{x}$ are further corrupted by noise, producing the noisy measurements \mathbf{y} that follow the distribution $p(y_m|z_m, \theta)$. The distribution parameters λ, θ are unknown and need to be estimated.

the massive multiple-input-multiple-output (MIMO) system, where the channel matrix is approximately sparse in the angle domain, and linear measurements are acquired using analog-to-digital converters (ADCs) [12], [13].

In this case, power consumption of the ADCs grows exponentially with the number of quantization bits, along with the drastically increased cost and difficulty in hardware design [14]. Currently these issues make it either too expensive or impractical to deploy high-resolution ADCs in base stations and portable devices [15]. As a result, there has been a growing interest in low-resolution ADCs that output 1 ~ 4 bits. Considerable efforts have been made to perform channel estimation from low-bit measurements in recent years [16]–[18]. In particular, 1-bit ADCs are much preferred in wideband millimeter wave communication systems that require high sampling frequency [19]–[23].

Depending on how the sparse prior is enforced, various approaches have been proposed to solve the 1-bit CS problem. Both the binary iterative hard thresholding (BIHT) algorithm [24] and the convex programming approach [25] impose a constraint on the sparsity of the signal, i.e. $\|\mathbf{x}\|_0 \leq K$, where K is the number of nonzero entries in \mathbf{x} . A linear programming formulation that minimizes the l_1 -norm $\|\mathbf{x}\|_1$ subject to the convex constraints from noiseless measurements can be also derived [26].

On the other hand, the sparse prior can be interpreted from a probabilistic perspective. Under the Bayesian setting shown in Fig. 1, belief propagation [28]–[30], also known as the sum-product message passing, can be used to perform probabilistic inference on the factor graph of the sparse signal recovery task [27], [31]–[33]. Exact message passing is generally difficult to compute, and approximated message passing (AMP) is often used instead. The distributions are approximated by a family of simple distributions such as the Gaussians in AMP, where some chosen divergence measure such as the Kullback-Leibler divergence between the true distribution and the approximated

This work is supported by the National Science Foundation under grants NSF-CCF-1117545, NSF-CCF-1422995 and NSF-ECCS-1443936.

The authors are with the Department of Electrical and Computer Engineering, Johns Hopkins University, Baltimore, MD, 21218 USA (email: shuai.huang@emory.edu; trac@jhu.edu).

distribution is minimized [34]–[36]. AMP is computationally efficient and achieves state-of-the-art performances in channel estimation from low-bit measurements in the massive MIMO systems [13], [16], [18], [37], [38].

The parameters of the prior distributions in AMP are unknown in practice and need to be estimated in order to recover the signals. Inspired by the long history of treating the distribution parameters as random variables in mathematical statistics [39], we proposed an extension to the AMP framework in [40] where the posteriors of the signal and parameters can be computed and used to recover them jointly. In this paper we present a more computationally efficient approach to perform parameter estimation, and show that the quantization noise model in 1-bit compressive sensing can be handled with ease. To accommodate growing needs for multi-bit ADCs in massive MIMO system, we further extend our approach to the general quantization noise model that outputs multi-bit measurements. Experimental results show that the proposed approach generally perform much better than the other state-of-the-art methods, and is able to match the performance of the oracle AMP where true distribution parameters are known.

A. Prior Art

AMP was first used to solve large-scale compressive sensing problems in [31]. Its Bayesian formulations in the form of belief propagation were later introduced in [27], [33]. In this paper we shall adopt the formulation in [27] termed “generalized approximate message passing” (GAMP). In order to estimate the distribution parameters, the measurement likelihood is maximized in [41], [42], and Bethe free entropy [43] is maximized in [33], [44]. However, the computations involved in both approaches become increasingly difficult in the case of complicated probability models such as the quantization noise model in 1-bit compressive sensing. As a result, the simple additive white Gaussian noise (AWGN) model was adopted in [13], [37], [45], [46] to approximate the quantization noise. By treating the parameters as unknown random variables and maximizing their posteriors, we show that our proposed approach has a wider applicability and could directly work with the complicated quantization noise model.

Using AMP to solve the 1-bit compressive sensing problem has been studied with different quantization noise models in [47]–[51]. The noise distribution parameters are either prespecified or need to be tuned manually. Let w denote the white Gaussian noise $w \sim \mathcal{N}(\mathbf{0}, \sigma_w \mathbf{I})$. The noise w is added before the quantization in [24], [48], [50] where $\mathbf{y} = \text{sign}(\mathbf{A}\mathbf{x} + w)$, whereas w is added after the quantization in [49] where $\mathbf{y} = \text{sign}(\mathbf{A}\mathbf{x}) + w$. In this paper we work with quantized measurements from ADC whose input-referred noise is added before the quantization. In section IV we further extend the 1-bit quantization noise model to a general quantization noise model for multi-bit measurements.

When the measurement matrix \mathbf{A} is i.i.d. zero-mean Gaussian, the convergence behavior of AMP in the large system limit can be characterized by the state evolution that predicts how the variables evolve through the iterations [31], [52]. The GAMP formulation adopted in this paper also agrees with

the state evolution [27], and consistent parameter estimation can be guaranteed [53]. A new belief propagation formulation termed “vector approximate message passing” (VAMP) was proposed in [54], and its state evolution applies to a broader class of random matrices \mathbf{A} that are right-orthogonally invariant. Although it is still an open problem as to how the state evolution analysis can be derived for more general measurement matrices, AMP has been used with empirical success in real applications like channel estimation [13], [16], [18] and phase retrieval [55], [56]. In practice, operations like damping and mean removal are quite effective in preventing divergence of the algorithm [57], [58].

B. Main Contribution and Paper Outline

Inspired by the practice of treating distribution parameters as unknown variables in mathematical statistics [39], we perform parameter estimation in a much simpler manner by maximizing the posteriors of the parameters in AMP. This allows us to consider complicated probability models under the AMP framework. Building upon our earlier work in [40], we propose a more computationally efficient approach that combines expectation maximization (EM) [59] and the second-order method in this paper, and use it to solve the 1-bit compressive sensing problem. Compared to previous AMP approaches that either prespecify/tune the parameters or use an approximated noise model, our approach directly works with the complicated yet accurate 1-bit quantization noise model, which leads to much improved performances. An extension to the general quantization noise model that outputs multi-bit measurements is also presented in this paper to accommodate growing needs for multi-bit ADCs.

This paper proceeds as follows. In Section II we introduce the extended AMP framework that treats distribution parameters as unknown variables, and derive the messages passed among variable nodes. In Section III we present the sparse signal model and the 1-bit quantization noise model, and show how the distribution parameters can be estimated efficiently by maximizing their posteriors. In Section IV we extend our approach to the general quantization noise model that outputs multi-bit measurements. We compare the proposed approach with the other state-of-the-art methods in Section V. We finally conclude this paper with a discussion in Section VI.

II. AMP WITH BUILT-IN PARAMETER ESTIMATION

In this section we introduce the extended AMP framework from our earlier work [40] where the distribution parameters are treated as unknown variables. As shown in Fig. 2, the factor graph can be divided into three parts: the signal prior block that contains the signal distribution parameters $\lambda = \{\lambda_1, \dots, \lambda_L\}$, the measurement system block that contains the signal of interest $\mathbf{x} = [x_1 \ x_n \ \dots \ x_N]^T$, and the noise prior block that contains the noise distribution parameters $\theta = \{\theta_1, \dots, \theta_K\}$. Inference tasks that compute the posteriors $p(\lambda|\mathbf{y})$, $p(\mathbf{x}|\mathbf{y})$, $p(\theta|\mathbf{y})$ rely on the “messages” passed among different nodes. Taking the messages between the factor node Φ_m and the variable node x_n for example, we use the following notations for the messages:

- $\Delta_{\Phi_m \rightarrow x_n}$ denote the message from Φ_m to x_n ,

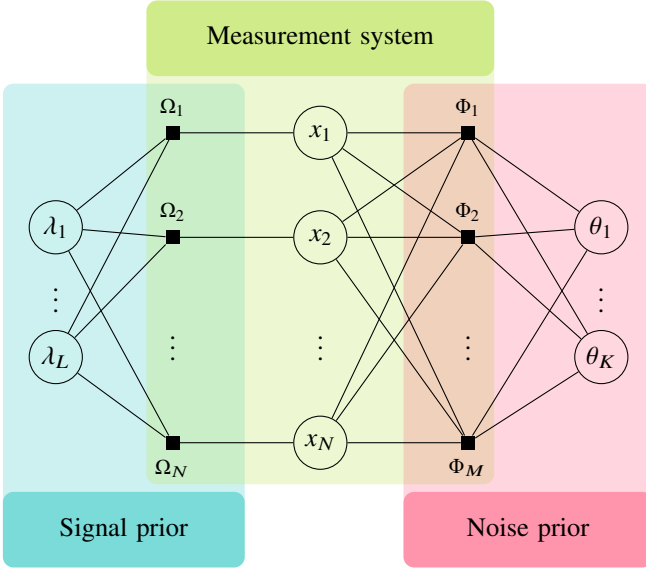


Fig. 2. The factor graph of the sparse signal recovery task: “○” represents the variable node, and “■” represents the factor node.

- $\Delta_{x_n \rightarrow \Phi_m}$ denote the message from x_n to Φ_m .

Both $\Delta_{\Phi_m \rightarrow x_n}$ and $\Delta_{x_n \rightarrow \Phi_m}$ can be viewed as functions of x_n , and they are expressed in the “log” domain in this paper.

Starting with the *measurement system* block, we can write the messages exchanged among the nodes in the $(t+1)$ -th iteration as follows:

$$\begin{aligned} \Delta_{\Phi_m \rightarrow x_n}^{(t+1)} &= C + \\ \log \int_{\mathbf{x} \setminus x_n, \boldsymbol{\theta}} &\left[\Phi(y_m, \mathbf{x}, \boldsymbol{\theta}) \cdot \exp \left(\sum_{j \neq n} \Delta_{x_j \rightarrow \Phi_m}^{(t)} + \sum_v \Delta_{\theta_v \rightarrow \Phi_m}^{(t)} \right) \right] \end{aligned} \quad (2a)$$

$$\Delta_{\Omega_n \rightarrow x_n}^{(t+1)} = C + \log \int_{\boldsymbol{\lambda}} \Omega_n(x_n, \boldsymbol{\lambda}) \cdot \exp \left(\sum_u \Delta_{\lambda_u \rightarrow \Omega_n}^{(t)} \right) \quad (2b)$$

$$\Delta_{x_n \rightarrow \Phi_m}^{(t+1)} = \Delta_{\Omega_n \rightarrow x_n}^{(t+1)} + \sum_{i \neq m} \Delta_{\Phi_i \rightarrow x_n}^{(t+1)} \quad (2c)$$

$$\Delta_{x_n \rightarrow \Omega_n}^{(t+1)} = \sum_i \Delta_{\Phi_i \rightarrow x_n}^{(t+1)}, \quad (2d)$$

where C (by abuse of notation¹) denotes some constant that does not depend on the messages in the previous t -th iteration, $\mathbf{x} \setminus x_n$ is the vector \mathbf{x} with its n -th entry x_n removed, $\Phi(y_m, \mathbf{x}, \boldsymbol{\theta}) = p(y_m | \mathbf{x}, \boldsymbol{\theta})$ and $\Omega(x_n, \boldsymbol{\lambda}) = p(x_n | \boldsymbol{\lambda})$.

In the *signal prior* block, the messages exchanged among the nodes in the $(t+1)$ -th iteration are:

$$\begin{aligned} \Delta_{\Omega_n \rightarrow \lambda_l}^{(t+1)} &= C + \\ \log \int_{x_n, \boldsymbol{\lambda} \setminus \lambda_l} &\left[\Omega(x_n, \boldsymbol{\lambda}) \cdot \exp \left(\Delta_{x_n \rightarrow \Omega_n}^{(t+1)} + \sum_{u \neq l} \Delta_{\lambda_u \rightarrow \Omega_n}^{(t)} \right) \right] \end{aligned} \quad (3a)$$

$$\Delta_{\lambda_l \rightarrow \Omega_n}^{(t+1)} = C + \sum_{j \neq n} \Delta_{\Phi_j \rightarrow \lambda_l}^{(t+1)}, \quad (3b)$$

where $\boldsymbol{\lambda} \setminus \lambda_l$ is the set $\boldsymbol{\lambda}$ with its element λ_l removed.

¹Note that the C in (2a) and the C in (2b) are in fact different, they are both some constants in the $(t+1)$ -th iteration.

In the *noise prior* block, we have the following messages in the $(t+1)$ -th iteration:

$$\begin{aligned} \Delta_{\Phi_m \rightarrow \theta_k}^{(t+1)} &= C + \\ \log \int_{\boldsymbol{\theta} \setminus \theta_k, \mathbf{x}} &\left[\Phi_m(y_m, \mathbf{x}, \boldsymbol{\theta}) \cdot \exp \left(\sum_j \Delta_{x_j \rightarrow \Phi_m}^{(t)} + \sum_{v \neq k} \Delta_{\theta_v \rightarrow \Phi_m}^{(t)} \right) \right] \end{aligned} \quad (4a)$$

$$\Delta_{\theta_k \rightarrow \Phi_m}^{(t+1)} = \sum_{i \neq m} \Delta_{\Phi_i \rightarrow \theta_k}^{(t+1)}, \quad (4b)$$

where $\boldsymbol{\theta} \setminus \theta_k$ is the set $\boldsymbol{\theta}$ with its element θ_k removed.

The posteriors of the signal \mathbf{x} and the distribution parameters $\boldsymbol{\lambda}, \boldsymbol{\theta}$ are then:

$$p(x_n | \mathbf{y}) \propto \exp \left(\Delta_{\Omega_n \rightarrow x_n}^{(t+1)} + \sum_m \Delta_{\Phi_m \rightarrow x_n}^{(t+1)} \right) \quad (5a)$$

$$p(\lambda_l | \mathbf{y}) \propto \exp \left(\sum_n \Delta_{\Omega_n \rightarrow \lambda_l}^{(t+1)} \right) \quad (5b)$$

$$p(\theta_k | \mathbf{y}) \propto \exp \left(\sum_m \Delta_{\Phi_m \rightarrow \theta_k}^{(t+1)} \right). \quad (5c)$$

A. Parameter Estimation

The distribution parameters $\boldsymbol{\lambda}, \boldsymbol{\theta}$ can be estimated by maximizing the posteriors in (5b) and (5c).

$$\hat{\lambda}_l^{(t+1)} = \arg \max_{\lambda_l} p(\lambda_l | \mathbf{y}) = \arg \max_{\lambda_l} \sum_n \Delta_{\Omega_n \rightarrow \lambda_l}^{(t+1)} \quad (6a)$$

$$\hat{\theta}_k^{(t+1)} = \arg \max_{\theta_k} p(\theta_k | \mathbf{y}) = \arg \max_{\theta_k} \sum_m \Delta_{\Phi_m \rightarrow \theta_k}^{(t+1)}. \quad (6b)$$

Finding the parameters that maximize their posteriors in (6a) and (6b) is a much simpler alternative to previous approaches that maximize the measurement likelihood [42] or the Beth free entropy [44]. This allows us to consider more complicated probability distributions. Vanilla gradient descent was originally used in [40] to find the maximizing parameters. Later in sections III and IV we shall present a more computationally efficient approach that combines EM and the second order method, which is several orders of magnitude faster than vanilla gradient descent. Using the estimated parameters $\hat{\boldsymbol{\lambda}}, \hat{\boldsymbol{\theta}}$, we can simplify the messages passed from the factor nodes to the variable nodes as follows:

$$\begin{aligned} \Delta_{\Phi_m \rightarrow x_n}^{(t+1)} &= C + \\ \log \int_{\mathbf{x} \setminus x_n} &\left[\Phi_m(y_m, \mathbf{x}, \hat{\boldsymbol{\theta}}^{(t)}) \cdot \exp \left(\sum_{j \neq n} \Delta_{x_j \rightarrow \Phi_m}^{(t)} \right) \right] \end{aligned} \quad (7a)$$

$$\Delta_{\Omega_n \rightarrow x_n}^{(t+1)} = C + \log \Omega_n(x_n, \hat{\boldsymbol{\lambda}}^{(t)}) \quad (7b)$$

$$\Delta_{\Omega_n \rightarrow \lambda_l}^{(t+1)} = C + \log \int_{x_n} \left[\Omega_n(x_n, \lambda_l, \hat{\boldsymbol{\lambda}}^{(t)} \setminus \hat{\lambda}_l^{(t)}) \cdot \exp \left(\Delta_{x_n \rightarrow \Omega_n}^{(t+1)} \right) \right] \quad (7c)$$

$$\begin{aligned} \Delta_{\Phi_m \rightarrow \theta_k}^{(t+1)} &= C + \\ \log \int_{\mathbf{x}} &\left[\Phi_m(y_m, \mathbf{x}, \theta_k, \hat{\boldsymbol{\theta}}^{(t)} \setminus \hat{\theta}_k^{(t)}) \cdot \exp \left(\sum_j \Delta_{x_j \rightarrow \Phi_m}^{(t)} \right) \right], \end{aligned} \quad (7d)$$

where $\hat{\boldsymbol{\lambda}}^{(t)}, \hat{\boldsymbol{\theta}}^{(t)}$ are estimated parameters from the previous t -th iteration.

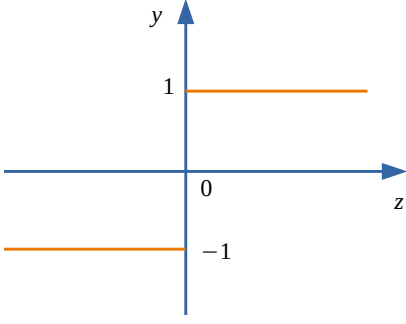


Fig. 3. The quantizer \mathcal{Q} outputs the sign of the input z in 1-bit compressive sensing.

III. 1-BIT COMPRESSIVE SENSING VIA AMP

In this section we introduce the sparse signal model and 1-bit quantization noise model under the Bayesian setting, and show how the signal and the parameters can be jointly recovered via AMP.

□ **Sparse signal model:** The entries of the sparse signal \mathbf{x} are assumed to be i.i.d.

$$p(\mathbf{x}|\boldsymbol{\lambda}) = \prod_n p(x_n|\boldsymbol{\lambda}). \quad (8)$$

The Bernoulli and Gaussian mixture distribution is used to model the sparse signal x_n

$$p(x_n|\boldsymbol{\lambda}) = (1 - \kappa) \cdot \delta(x_n) + \kappa \cdot \sum_i \xi_i \cdot \mathcal{N}(x_n|\mu_i, \sigma_{x_i}), \quad (9)$$

where $\delta(x_n)$ is the Dirac delta function, κ is the probability that x_n takes a non-zero value, ξ_i is the Gaussian mixture weights, μ_i and σ_{x_i} are the mean and variance of the i -th Gaussian component, $\mathcal{N}(x_n|\mu_i, \sigma_{x_i})$ is the Gaussian probability density function. In this case the parameter set $\boldsymbol{\lambda}$ is

$$\boldsymbol{\lambda} = \{\kappa, \xi_i, \mu_i, \sigma_{x_i} \mid i = 1, \dots, D\}, \quad (10)$$

where D is the number of Gaussian mixture components.

□ **1-bit quantization noise model:** The noisy 1-bit measurements \mathbf{y} are

$$\mathbf{y} = \mathcal{Q}(\mathbf{A}\mathbf{x} + \mathbf{w}), \quad (1 \text{ revisited})$$

where \mathbf{w} is the i.i.d. additive white Gaussian noise (AWGN) with $w_m \sim \mathcal{N}(0, \sigma_w)$, σ_w is the noise variance. \mathbf{w} is added to the noiseless measurements $\mathbf{z} = \mathbf{A}\mathbf{x}$ before quantization. As shown in Fig. 3, the element-wise quantizer \mathcal{Q} produces 1-bit output by computing the sign of an input $z_m + w_m$

$$y_m = \mathcal{Q}(z_m + w_m) = \begin{cases} +1 & \text{if } z_m + w_m > 0 \\ -1 & \text{if } z_m + w_m \leq 0. \end{cases} \quad (11)$$

In this case the parameter set $\boldsymbol{\theta}$ is simplify

$$\boldsymbol{\theta} = \{\sigma_w\}. \quad (12)$$

We use the GAMP formulation in [27] to compute the messages $\Delta_{\Phi_m \rightarrow x_n}$ and $\Delta_{x_n \rightarrow \Phi_m}$. For completeness, we also include the GAMP algorithm in Algorithm 1 here. The damping and mean removal operations are often incorporated to

Algorithmus 1 The GAMP algorithm [27]

1: Set $\mathbf{s}^{(-1)} = \mathbf{0}$ and initialize $\hat{\mathbf{x}}^{(0)}, \boldsymbol{\tau}_x^{(0)}, \boldsymbol{\lambda}, \boldsymbol{\theta}$.

2: **for** $t = \{0, 1, \dots, T\}$ **do**

3: Output *linear* update: For each $m = 1, \dots, M$

$$\tau_{q_m}^{(t)} = \sum_n |A_{mn}|^2 \tau_{x_n}^{(t)} \quad (13a)$$

$$q_m^{(t)} = \sum_n A_{mn} \hat{x}_n^{(t)} - \tau_{q_m}^{(t)} s_m^{(t-1)}. \quad (13b)$$

4: Output *nonlinear* update: For each $m = 1, \dots, M$

$$s_m^{(t)} = \frac{1}{\tau_{q_m}^{(t)}} \left(\mathbb{E} \left[z_m \mid q_m^{(t)}, \tau_{q_m}^{(t)}, y_m, \boldsymbol{\theta} \right] - q_m^{(t)} \right) \quad (14a)$$

$$\tau_{s_m}^{(t)} = \frac{1}{\tau_{q_m}^{(t)}} \left(1 - \frac{1}{\tau_{q_m}^{(t)}} \text{Var} \left[z_m \mid q_m^{(t)}, \tau_{q_m}^{(t)}, y_m, \boldsymbol{\theta} \right] \right). \quad (14b)$$

5: Input *linear* update: For each $n = 1, \dots, N$

$$\tau_{r_n}^{(t)} = \left[\sum_m |A_{mn}|^2 \tau_{s_m}^{(t)} \right]^{-1} \quad (15a)$$

$$r_n^{(t)} = x_n^{(t)} + \tau_{r_n}^{(t)} \sum_m A_{mn} s_m^{(t)}. \quad (15b)$$

6: Input *nonlinear* update: For each $n = 1, \dots, N$

$$\hat{x}_n^{(t+1)} = \mathbb{E} \left[x_n \mid r_n^{(t)}, \tau_{r_n}^{(t)}, \boldsymbol{\lambda} \right] \quad (16a)$$

$$\tau_{x_n}^{(t+1)} = \text{Var} \left[x_n \mid r_n^{(t)}, \tau_{r_n}^{(t)}, \boldsymbol{\lambda} \right]. \quad (16b)$$

7: **if** $\hat{\mathbf{x}}^{(t+1)}$ reaches convergence **then**

8: $\hat{\mathbf{x}} = \hat{\mathbf{x}}^{(t+1)}$;

9: **break**;

10: **end if**

11: **end for**

12: **return** Output $\hat{\mathbf{x}}$;

the AMP algorithm to ensure convergence for ill-conditioned or non-zero-mean measurement matrix [57], [58]. Note that in (14a),(14b),(16a),(16b), we need to compute the posterior means and variances of \mathbf{z} and \mathbf{x} . For the sparse signal model and 1-bit quantization noise model introduced here, their expressions can be derived as follows.

A. Nonlinear Updates for the Sparse Signal Model

The Bernoulli and Gaussian mixture model is chosen as the sparse signal model in this paper. To simplify the notations, we remove the superscript that denotes the iteration index t in the following derivations. Under the sum-product message passing, the posterior of the signal \mathbf{x} is approximated as

$$p(x_n|\mathbf{y}) \approx \frac{1}{\Psi(r_n)} p(x_n|\boldsymbol{\lambda}) \cdot \mathcal{N}(x_n|r_n, \tau_{r_n}), \quad (17)$$

where $\Psi(r_n)$ is the normalizing constant

$$\begin{aligned} \Psi(r_n) &= \int_{x_n} p(x_n|\boldsymbol{\lambda}) \cdot \mathcal{N}(x_n|r_n, \tau_{r_n}) \\ &= (1 - \kappa) \mathcal{N}(r_n|0, \tau_{r_n}) + \sum_i \kappa \xi_i \cdot \mathcal{N}(r_n|\mu_i, \sigma_{x_i} + \tau_{r_n}). \end{aligned} \quad (18)$$

The posterior mean of x_n in (16a) can then be computed as

$$\begin{aligned}\hat{x}_n &= \mathbb{E}[x_n | r_n, \tau_{r_n}, \lambda] \\ &= \frac{1}{\Psi(r_n)} \sum_i \kappa \xi_i \cdot \mathcal{N}(r_n | \mu_i, \sigma_{x_i} + \tau_{r_n}) \frac{\mu_i \tau_{r_n} + r_n \sigma_{x_i}}{\sigma_{x_i} + \tau_{r_n}}.\end{aligned}\quad (19)$$

The posterior expectation of x_n^2 is

$$\begin{aligned}\mathbb{E}[x_n^2 | r_n, \tau_{r_n}, \lambda] &= \frac{1}{\Psi(r_n)} \sum_i \kappa \xi_i \cdot \mathcal{N}(r_n | \mu_i, \sigma_{x_i} + \tau_{r_n}) \\ &\quad \times \left(\frac{\sigma_{x_i} \tau_{r_n}}{\sigma_{x_i} + \tau_{r_n}} + \left(\frac{\mu_i \tau_{r_n} + r_n \sigma_{x_i}}{\sigma_{x_i} + \tau_{r_n}} \right)^2 \right).\end{aligned}\quad (20)$$

The posterior variance of x_n in (16b) is then

$$\tau_{x_n} = \mathbb{E}[x_n^2 | r_n, \tau_{r_n}, \lambda] - (\mathbb{E}[x_n | r_n, \tau_{r_n}, \lambda])^2.\quad (21)$$

B. Nonlinear Updates for the 1-Bit Quantization Noise Model

From (11), we can get that

$$\Pr(y_m = 1 | z_m) = \int_{-\infty}^0 \mathcal{N}(u | z_m, \sigma_w) du \quad (22)$$

$$\Pr(y_m = -1 | z_m) = 1 - \int_{-\infty}^0 \mathcal{N}(u | z_m, \sigma_w) du.\quad (23)$$

To simplify the notations, we define the following

$$\bar{q}_m := \frac{q_m}{\sqrt{\tau_{q_m} + \sigma_w}} \quad (24)$$

$$h_0(q_m) := \int_{-\infty}^0 \mathcal{N}(u | q_m, \tau_{q_m} + \sigma_w) du = \frac{1}{2} \operatorname{erfc} \left(\sqrt{\frac{1}{2}} \cdot \bar{q}_m \right) \quad (25)$$

$$\mathcal{U}_0(q_m, y_m) := (1 - h_0(q_m)) \delta(y_m - 1) + h_0(q_m) \delta(y_m + 1), \quad (26)$$

where $\operatorname{erfc}(\cdot)$ is the ‘‘complementary error function’’.

According to the sum-product message passing, the posterior of z_m can be approximated as

$$p(z_m | y_m) \approx \frac{1}{\mathcal{U}_0(q_m, y_m)} p(y_m | z_m) \cdot \mathcal{N}(z_m | q_m, \tau_{q_m}). \quad (27)$$

where $\mathcal{U}_0(q_m, y_m)$ is the normalizing constant

$$\mathcal{U}_0(q_m, y_m) = \int_{z_m} p(y_m | z_m) \cdot \mathcal{N}(z_m | q_m, \tau_{q_m}). \quad (28)$$

We further define the following

$$\begin{aligned}h_1(q_m) &:= \int z_m \int_{-\infty}^0 \mathcal{N}(u | z_m, \sigma_w) du \cdot \mathcal{N}(z_m | q_m, \tau_{q_m}) dz_m \\ &= q_m \cdot h_0(q_m) - \tau_{q_m} \cdot \mathcal{N}(q_m | 0, \tau_{q_m} + \sigma_w)\end{aligned}\quad (29)$$

$$\begin{aligned}h_2(q_m) &:= \int z_m^2 \int_{-\infty}^0 \mathcal{N}(u | z_m, \sigma_w) du \cdot \mathcal{N}(z_m | q_m, \tau_{q_m}) dz_m \\ &= (q_m^2 + \tau_{q_m}) \cdot h_0(q_m) \\ &\quad - q_m \cdot \frac{\tau_{q_m}^2 + 2\tau_{q_m}\sigma_w}{\tau_{q_m} + \sigma_w} \cdot \mathcal{N}(q_m | 0, \tau_{q_m} + \sigma_w)\end{aligned}\quad (30)$$

Algorithmus 2 AMP with built-in parameter estimation

- 1: Initialize $\lambda^{(0)}, \theta^{(0)}$.
- 2: **for** $e = \{0, 1, \dots, E\}$ **do**
- 3: Perform belief propagation via GAMP.
- 4: Find the parameters that maximize the posteriors

$$\hat{\lambda}_l^{(e+1)} = \arg \max_{\lambda_l} \sum_n \Delta_{\Omega_n \rightarrow \lambda_l} \quad (36)$$

$$\hat{\theta}_k^{(e+1)} = \arg \max_{\theta_k} \sum_m \Delta_{\Phi_m \rightarrow \theta_k}.\quad (37)$$

- 5: **if** convergence is reached **then**

$$6: \quad \hat{\lambda} = \hat{\lambda}^{(e+1)}, \hat{\theta} = \hat{\theta}^{(e+1)};$$

- 7: **break**;

- 8: **end if**

- 9: **end for**

- 10: **return** Output $\hat{x}, \hat{\lambda}, \hat{\theta}$.
-

$$\mathcal{U}_1(q_m, y_m) := (q_m - h_1(q_m)) \delta(y_m - 1) + h_1(q_m) \delta(y_m + 1) \quad (31)$$

$$\begin{aligned}\mathcal{U}_2(q_m, y_m) &:= (q_m^2 + \tau_{q_m} - h_2(q_m)) \delta(y_m - 1) \\ &\quad + h_2(q_m) \delta(y_m + 1).\end{aligned}\quad (32)$$

The posterior mean of z_m in (14a) can be computed as

$$\begin{aligned}\mathbb{E}[z_m | q_m, \tau_{q_m}, y_m, \theta] &= \int_{z_m} z_m \cdot p(z_m | y_m) \\ &= \frac{1}{\mathcal{U}_0(q_m, y_m)} \mathcal{U}_1(q_m, y_m).\end{aligned}\quad (33)$$

The posterior expectation of z_m^2 is

$$\begin{aligned}\mathbb{E}[z_m^2 | q_m, \tau_{q_m}, y_m, \theta] &= \int_{z_m} z_m^2 \cdot p(z_m | y_m) \\ &= \frac{1}{\mathcal{U}_0(q_m, y_m)} \mathcal{U}_2(q_m, y_m).\end{aligned}\quad (34)$$

The posterior variance of z_m in (14b) is then

$$\begin{aligned}\tau_{z_m} &= \mathbb{E}[z_m^2 | q_m, \tau_{q_m}, y_m, \theta] - (\mathbb{E}[z_m | q_m, \tau_{q_m}, y_m, \theta])^2 \\ &= \frac{1}{\mathcal{U}_0(q_m, y_m)} (\mathcal{U}_2(q_m, y_m) - \mathcal{U}_1(q_m, y_m)^2).\end{aligned}\quad (35)$$

C. Parameter Estimation for the Sparse Signal Model

The AMP with built-in parameter estimation approach can be summarized by Algorithm 2. We first show how to estimate the signal prior parameters λ . Combining (6a), (7c), (9) and (10), we have

$$\begin{aligned}\hat{\lambda} &= \arg \max_{\lambda} \sum_n \log \left[(1 - \kappa) \cdot \mathcal{N}(r_n | 0, \tau_{r_n}) \right. \\ &\quad \left. + \sum_i \kappa \xi_i \cdot \mathcal{N}(r_n | \mu_i, \sigma_{x_i} + \tau_{r_n}) \right].\end{aligned}\quad (38)$$

We previously used vanilla gradient descent to solve (38) in [40]. In this paper we shall use EM to help finding the maximizing parameters, which is more computationally efficient and several orders of magnitude faster. Here r_n is treated as

the observation, and the latent variable $c(r_n) \in \{0, 1, \dots, D\}$ determines which mixture component r_n comes from.

In the $(e+1)$ -th EM iteration, letting $f(\lambda)$ be the objective function computed from the expectation step, we maximize $f(\lambda)$ in the maximization step

$$\begin{aligned} \hat{\lambda}^{(e+1)} &= \arg \max_{\lambda} f(\lambda) \\ &= \arg \max_{\lambda} \sum_n \psi_0(r_n) \cdot \log [(1 - \kappa) \cdot \mathcal{N}(r_n|0, \tau_{r_n})] \\ &\quad + \sum_n \sum_i \psi_i(r_n) \cdot \log [\kappa \xi_i \cdot \mathcal{N}(r_n|\mu_i, \sigma_{x_i} + \tau_{r_n})], \end{aligned} \quad (39)$$

where $\psi_0(r_n)$ and $\psi_i(r_n)$ are the posteriors of the latent variable $c(r_n)$:

$$\psi_0(r_n) = \frac{1}{\Psi(r_n)} (1 - \kappa^{(e)}) \cdot \mathcal{N}(r_n|0, \tau_{r_n}) \quad (40)$$

$$\psi_i(r_n) = \frac{1}{\Psi(r_n)} \kappa^{(e)} \xi_i^{(e)} \cdot \mathcal{N}(r_n|\mu_i^{(e)}, \sigma_{x_i}^{(e)} + \tau_{r_n}) \quad (41)$$

$$\begin{aligned} \Psi(r_n) &= (1 - \kappa^{(e)}) \cdot \mathcal{N}(r_n|0, \tau_{r_n}) \\ &\quad + \sum_i \kappa^{(e)} \xi_i^{(e)} \cdot \mathcal{N}(r_n|\mu_i^{(e)}, \sigma_{x_i}^{(e)} + \tau_{r_n}). \end{aligned} \quad (42)$$

The mixture weights κ, ξ_i and the Gaussian mixture mean μ_i can be updated as follows

$$\kappa^{(e+1)} = \frac{\sum_n \sum_i \psi_i(r_n)}{\sum_n \psi_0(r_n) + \sum_n \sum_i \psi_i(r_n)} \quad (43)$$

$$\xi_i^{(e+1)} = \frac{\sum_n \psi_i(r_n)}{\sum_n \sum_i \psi_i(r_n)} \quad (44)$$

$$\mu_i^{(e+1)} = \frac{\sum_n \psi_i(r_n) \cdot \frac{r_n}{\sigma_{x_i}^{(e)} + \tau_{r_n}}}{\sum_n \psi_i(r_n) \cdot \frac{1}{\sigma_{x_i}^{(e)} + \tau_{r_n}}}. \quad (45)$$

Although we could not obtain a closed-form update for the Gaussian mixture variance σ_{x_i} that maximizes $f(\lambda)$, we can maximize the second order approximation of $f(\lambda)$ at $\lambda^{(e)}$ instead.

$$f(\lambda) \approx f(\lambda^{(e)}) + f' \cdot (\lambda - \lambda^{(e)}) + \frac{f''}{2} \cdot (\lambda - \lambda^{(e)})^2. \quad (46)$$

The first order and second order derivatives of $f(\lambda)$ with respect to λ are

$$f'(\sigma_{x_i}) = \sum_n \psi_i(r_n) \left[\frac{1}{2} \cdot \frac{(r_n - \mu_i^{(e)})^2}{(\tau_{r_n} + \sigma_{x_i})^2} - \frac{1}{2} \cdot \frac{1}{\tau_{r_n} + \sigma_{x_i}} \right] \quad (47)$$

$$f''(\sigma_{x_i}) = \sum_n \psi_i(r_n) \left[-\frac{(r_n - \mu_i^{(e)})^2}{(\tau_{r_n} + \sigma_{x_i})^3} + \frac{1}{2} \cdot \frac{1}{(\tau_{r_n} + \sigma_{x_i})^2} \right]. \quad (48)$$

Note that the second order method does not always give us the maximizing solution. We should use gradient descent to compute it when $f'' \geq 0$. When $f'' < 0$, the update for σ_{x_i} is then

$$\sigma_{x_i}^{(e+1)} = \sigma_{x_i}^{(e)} - \frac{f'(\sigma_{x_i}^{(e)})}{f''(\sigma_{x_i}^{(e)})}. \quad (49)$$

D. Parameter Estimation for the 1-Bit Quantization Noise Model

We next show how to estimate the noise prior parameters. Combining (6b), (7d), (11) and (12), we have

$$\hat{\theta} = \arg \max_{\theta} g_1(\theta) = \arg \max_{\theta} \sum_m \log [\mathcal{U}_0(q_m, y_m)]. \quad (50)$$

We also could not obtain a closed form update for the AWGN variance σ_w that maximizes $g_1(\theta)$. Here we maximize the second order approximation of $g_1(\theta)$ at $\theta^{(e)}$ instead.

$$g_1(\theta) \approx g_1(\theta^{(e)}) + g_1' \cdot (\theta - \theta^{(e)}) + \frac{g_1''}{2} \cdot (\theta - \theta^{(e)})^2. \quad (51)$$

The first and second orders derivatives of $g_1(\theta)$ with respect to σ_w are

$$g_1'(\sigma_w) = \sum_m \frac{1}{\mathcal{U}_0(q_m, y_m)} \cdot \frac{\partial \mathcal{U}_0}{\partial \sigma_w} \quad (52)$$

$$g_1''(\sigma_w) = \sum_m -\frac{1}{(\mathcal{U}_0(q_m, y_m))^2} \left[\frac{\partial \mathcal{U}_0}{\partial \sigma_w} \right]^2 + \frac{1}{\mathcal{U}_0(q_m, y_m)} \cdot \frac{\partial^2 \mathcal{U}_0}{\partial \sigma_w^2}, \quad (53)$$

where the first and second order derivatives of \mathcal{U}_0 are

$$\frac{\partial \mathcal{U}_0}{\partial \sigma_w} = -\frac{\partial h_0}{\partial \sigma_w} \cdot \delta(y_m - 1) + \frac{\partial h_0}{\partial \sigma_w} \cdot \delta(y_m + 1) \quad (54)$$

$$\frac{\partial^2 \mathcal{U}_0}{\partial \sigma_w^2} = -\frac{\partial^2 h_0}{\partial \sigma_w^2} \cdot \delta(y_m - 1) + \frac{\partial^2 h_0}{\partial \sigma_w^2} \cdot \delta(y_m + 1), \quad (55)$$

with the first and second order derivatives of $h_0(q_m)$ with respect to σ_w given by

$$\frac{\partial h_0}{\partial \sigma_w} = \frac{\bar{q}_m}{2\sqrt{2\pi}(\sigma_w + \tau_{q_m})} \cdot \exp\left(-\frac{\bar{q}_m^2}{2}\right) \quad (56)$$

$$\frac{\partial^2 h_0}{\partial \sigma_w^2} = \frac{\bar{q}_m^3 - 3\bar{q}_m}{4\sqrt{2\pi}(\sigma_w + \tau_{q_m})^2} \cdot \exp\left(-\frac{\bar{q}_m^2}{2}\right). \quad (57)$$

Similarly, when $g_1' \geq 0$, gradient descent is used. When $g_1' < 0$, the update for σ_w is then

$$\sigma_w^{(e+1)} = \sigma_w^{(e)} - \frac{g_1'(\sigma_w^{(e)})}{g_1''(\sigma_w^{(e)})}. \quad (58)$$

IV. MULTI-BIT COMPRESSIVE SENSING VIA AMP

The 1-bit compressive sensing can be generalized to multi-bit compressive sensing where the quantizer \mathcal{Q} outputs multi-bit measurements. Within the AMP framework, the sparse signal model is kept the same as before, while the quantization noise model needs to be updated.

□ Multi-bit quantization noise model: Let K denote the number of bits of the quantized measurement $y_m \in \{b_i \mid i = 1, \dots, 2^K\}$, where b_i is the quantization symbol. As shown in Fig. 4, the quantizer \mathcal{Q} can be written as

$$y_m = \mathcal{Q}(z_m + w_m) = b_i, \quad \text{if } z_m + w_m \in [a_{i-1}, a_i), \quad (59)$$

where a_{i-1} and a_i are the lower and upper bounds for the quantizer \mathcal{Q} to output b_i . Under the AWGN model $w_m \sim \mathcal{N}(0, \sigma_w)$, the parameter set θ contains the noise variance $\theta = \{\sigma_w\}$.

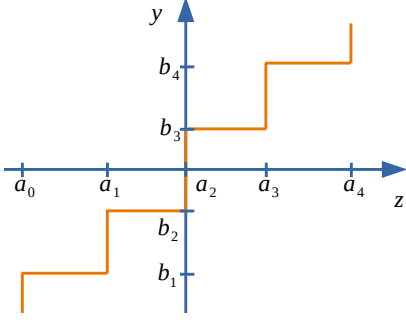


Fig. 4. The quantizer Q outputs multi-bit measurements in multi-bit compressive sensing.

A. Nonlinear Updates for Multi-Bit Quantization Noise Model

From (59), we can get that

$$\Pr(y_m = b_i | z_m) = \int_{a_{i-1}}^{a_i} \mathcal{N}(u | z_m, \sigma_w) du. \quad (60)$$

We shall assume that $y_m = b_i$ in the following derivations. Let \bar{a}_i, \bar{a}_{i-1} be defined as follows

$$\bar{a}_i := \frac{a_i}{\sqrt{\sigma_w + \tau_{q_m}}} \quad (61)$$

$$\bar{a}_{i-1} := \frac{a_{i-1}}{\sqrt{\sigma_w + \tau_{q_m}}}. \quad (62)$$

According to the sum-product message passing, the posterior of z_m can be approximated as

$$p(z_m | y_m) \approx \frac{1}{\mathcal{V}_0(q_m, y_m)} p(y_m | z_m) \cdot \mathcal{N}(z_m | q_m, \tau_{q_m}), \quad (63)$$

where $\mathcal{V}_0(q_m, y_m)$ is the normalizing constant

$$\begin{aligned} \mathcal{V}_0(q_m, y_m) &= \int p(y_m | z_m) \cdot \mathcal{N}(z_m | q_m, \tau_{q_m}) dz_m \\ &= \frac{1}{2} \left(\operatorname{erf} \left(\sqrt{\frac{1}{2}} (\bar{a}_i - \bar{q}_m) \right) - \operatorname{erf} \left(\sqrt{\frac{1}{2}} (\bar{a}_{i-1} - \bar{q}_m) \right) \right), \end{aligned} \quad (64)$$

where $\operatorname{erf}(\cdot)$ is the ‘‘error function’’ and $\bar{q}_m = \frac{q_m}{\sqrt{\tau_{q_m} + \sigma_w}}$.

We further define the following

$$\begin{aligned} \mathcal{V}_1(\bar{q}_m, y_m) &:= \int z_m \cdot p(y_m | z_m) \mathcal{N}(z_m | q_m, \tau_{q_m}) dz_m \\ &= q_m \mathcal{V}_0(q_m, y_m) - \tau_{q_m} \mathcal{N}(a_i | q_m, \tau_{q_m} + \sigma_w) \\ &\quad + \tau_{q_m} \mathcal{N}(a_{i-1} | q_m, \tau_{q_m} + \sigma_w) \end{aligned} \quad (65)$$

$$\begin{aligned} \mathcal{V}_2(q_m, y_m) &:= \int z_m^2 \cdot p(y_m | z_m) \mathcal{N}(z_m | q_m, \tau_{q_m}) dz_m \\ &= \frac{\tau_{q_m} + q_m^2}{2} \left(\operatorname{erf} \left(\sqrt{\frac{1}{2}} (\bar{a}_i - \bar{q}_m) \right) - \operatorname{erf} \left(\sqrt{\frac{1}{2}} (\bar{a}_{i-1} - \bar{q}_m) \right) \right) \\ &\quad - \frac{\tau_{q_m}^2 (a_i + q_m) + 2\tau_{q_m} \sigma_w q_m}{\tau_{q_m} + \sigma_w} \mathcal{N}(a_i | q_m, \tau_{q_m} + \sigma_w) \\ &\quad + \frac{\tau_{q_m}^2 (a_{i-1} + q_m) + 2\tau_{q_m} \sigma_w q_m}{\tau_{q_m} + \sigma_w} \mathcal{N}(a_{i-1} | q_m, \tau_{q_m} + \sigma_w). \end{aligned} \quad (66)$$

The posterior mean of z_m in (14a) can be computed as

$$\begin{aligned} \mathbb{E}[z_m | q_m, \tau_{q_m}, y_m, \boldsymbol{\theta}] &= \int_{z_m} z_m \cdot p(z_m | y_m) \\ &= \frac{1}{\mathcal{V}_0(q_m, y_m)} \mathcal{V}_1(q_m, y_m). \end{aligned} \quad (67)$$

The posterior expectation of z_m^2 is

$$\begin{aligned} \mathbb{E}[z_m^2 | q_m, \tau_{q_m}, y_m, \boldsymbol{\theta}] &= \int_{z_m} z_m^2 \cdot p(z_m | y_m) \\ &= \frac{1}{\mathcal{V}_0(q_m, y_m)} \mathcal{V}_2(q_m, y_m). \end{aligned} \quad (68)$$

The posterior variance of z_m in (14b) is then

$$\begin{aligned} \tau_{z_m} &= \mathbb{E}[z_m^2 | q_m, \tau_{q_m}, y_m, \boldsymbol{\theta}] - (\mathbb{E}[z_m | q_m, \tau_{q_m}, y_m, \boldsymbol{\theta}])^2 \\ &= \frac{1}{\mathcal{V}_0(q_m, y_m)} (\mathcal{V}_1(q_m, y_m) - \mathcal{V}_2(q_m, y_m)). \end{aligned} \quad (69)$$

B. Parameter Estimation for the Multi-Bit Quantization Noise Model

Combining (6b), (7d), (59) and (12), we have

$$\hat{\boldsymbol{\theta}} = \arg \max_{\boldsymbol{\theta}} g_2(\boldsymbol{\theta}) = \arg \max_{\boldsymbol{\theta}} \sum_m \log[\mathcal{V}_0(q_m, y_m)]. \quad (70)$$

Since no closed-form solution could be obtained, we also maximize the second order approximate of $g_2(\boldsymbol{\theta})$ at $\boldsymbol{\theta}^{(e)}$

$$g_2(\boldsymbol{\theta}) \approx g_2(\boldsymbol{\theta}^{(e)}) + g_2' \cdot (\boldsymbol{\theta} - \boldsymbol{\theta}^{(e)}) + \frac{g_2''}{2} \cdot (\boldsymbol{\theta} - \boldsymbol{\theta}^{(e)})^2. \quad (71)$$

The first and second orders derivatives of $g_2(\boldsymbol{\theta})$ with respect to σ_w are

$$g_2'(\sigma_w) = \sum_m \frac{1}{\mathcal{V}_0(q_m, y_m)} \cdot \frac{\partial \mathcal{V}_0}{\partial \sigma_w} \quad (72)$$

$$g_2''(\sigma_w) = \sum_m -\frac{1}{(\mathcal{V}_0(q_m, y_m))^2} \left[\frac{\partial \mathcal{V}_0}{\partial \sigma_w} \right]^2 + \frac{1}{\mathcal{V}_0(q_m, y_m)} \cdot \frac{\partial^2 \mathcal{V}_0}{\partial \sigma_w^2}, \quad (73)$$

where the first and second order derivatives of \mathcal{V}_0 are

$$\begin{aligned} \frac{\partial \mathcal{V}_0}{\partial \sigma_w} &= -\frac{a_i - q_m}{2(\tau_{q_m} + \sigma_w)} \mathcal{N}(a_i | q_m, \tau_{q_m} + \sigma_w) \\ &\quad + \frac{a_{i-1} - q_m}{2(\tau_{q_m} + \sigma_w)} \mathcal{N}(a_{i-1} | q_m, \tau_{q_m} + \sigma_w) \end{aligned} \quad (74)$$

$$\begin{aligned} \frac{\partial^2 \mathcal{V}_0}{\partial \sigma_w^2} &= \frac{3(a_i - q_m)}{4(\tau_{q_m} + \sigma_w)^2} \mathcal{N}(a_i | q_m, \tau_{q_m} + \sigma_w) \\ &\quad - \frac{(a_i - q_m)^3}{4(\tau_{q_m} + \sigma_w)^3} \mathcal{N}(a_i | q_m, \tau_{q_m} + \sigma_w) \\ &\quad - \frac{3(a_{i-1} - q_m)}{4(\tau_{q_m} + \sigma_w)^2} \mathcal{N}(a_{i-1} | q_m, \tau_{q_m} + \sigma_w) \\ &\quad + \frac{(a_{i-1} - q_m)^3}{4(\tau_{q_m} + \sigma_w)^3} \mathcal{N}(a_{i-1} | q_m, \tau_{q_m} + \sigma_w). \end{aligned} \quad (75)$$

When $g_2'' \geq 0$, gradient descent is used. When $g_2'' < 0$, the update for σ_w is then

$$\sigma_w^{(e+1)} = \sigma_w^{(e)} - \frac{g_2'(\sigma_w^{(e)})}{g_2''(\sigma_w^{(e)})}. \quad (76)$$

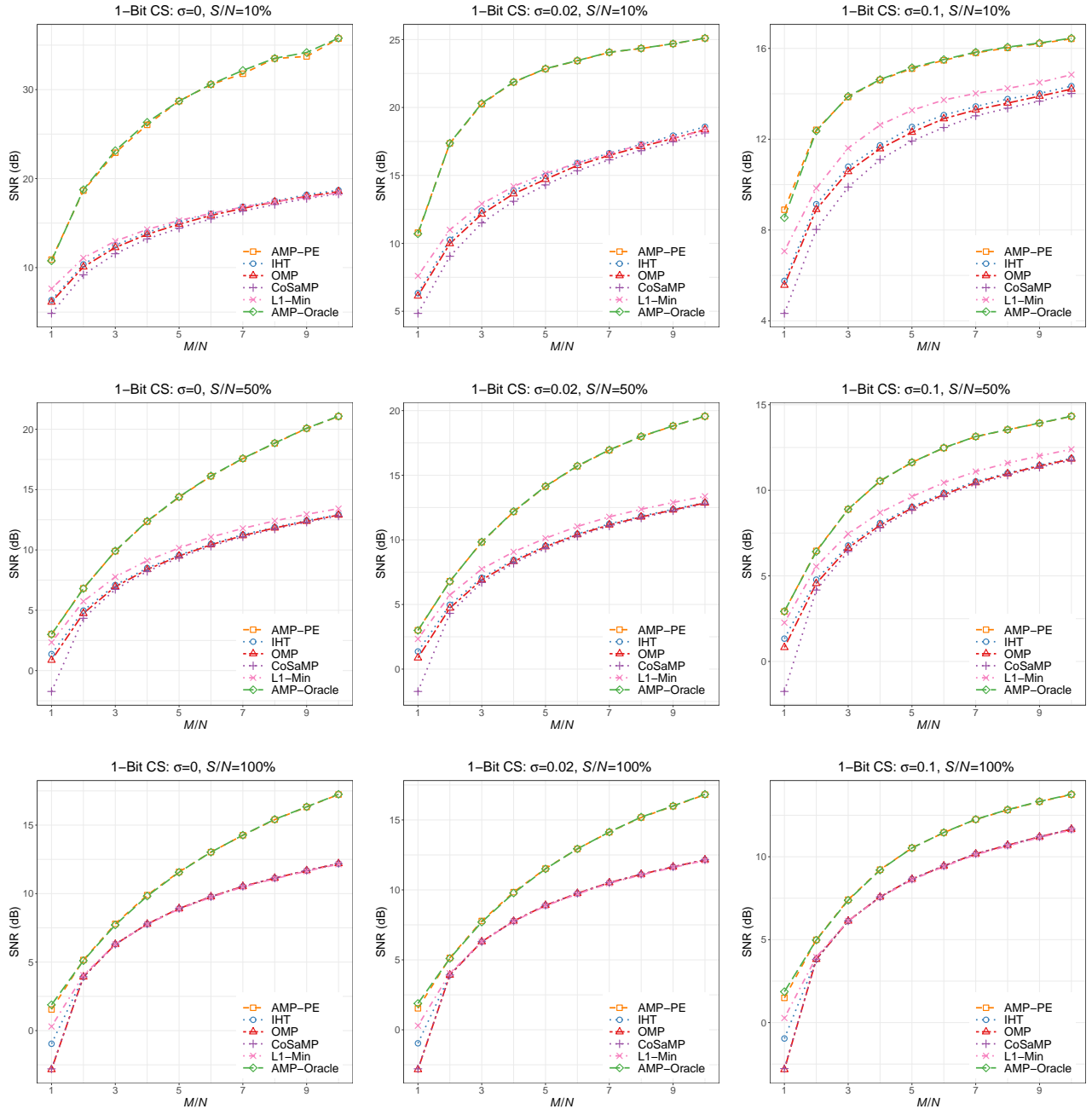


Fig. 5. Comparison of different approaches in recovering sparse signals from 1-bit measurements. The sparsity level of the signal $\frac{S}{N} \in \{10\%, 50\%, 100\%\}$ and the oversampling ratio $\frac{M}{N} \in \{1, 2, \dots, 10\}$. The noise $w \sim \mathcal{N}(0, \sigma_w)$ is added before the quantization, with $\sigma_w \in \{0, 0.02, 0.1\}$ producing zero, moderate, and high levels of pre-quantization noise respectively.

V. EXPERIMENTAL RESULTS

In this section we compare the proposed AMP with built-in parameter estimation (AMP-PE) with the other state-of-the-art sparse recovery methods such as IHT [60], [61], OMP [62], [63], CoSaMP [64], l_1 -norm minimization [65], [66]. The proposed AMP-PE jointly recovers the distribution parameters and the signal, whereas the other methods require extensive parameter tuning processes. In the experiments, signals of varying sparsity levels are recovered from quantized measurements under different noise levels. The signal-to-noise ratios (SNR) of the recovered signals are computed to evaluate

different methods. Experimental results show that the proposed AMP-PE perform much better than the other methods in the zero and moderate noise regimes, and outperforms the other methods in most of the cases in the high noise regime.

A. 1-Bit Compressive Sensing

For the sparse signal recovery experiments, we fix the signal length $N = 1000$ and vary the sparsity level $\frac{S}{N} \in \{10\%, 50\%, 100\%\}$ and the oversampling ratio $\frac{M}{N} \in \{1, 2, \dots, 10\}$, where S is the number of nonzero entries in \mathbf{x} and M is the number of measurements. Specifically, the

nonzero entries are randomly generated from the distribution $\mathcal{N}(0, 1)$, and so is the random Gaussian measurement matrix \mathbf{A} . The columns of \mathbf{A} are further normalized. We add the white Gaussian noise $\mathbf{w} \sim \mathcal{N}(0, \sigma_w)$ to the noiseless measurements $\mathbf{z} = \mathbf{A}\mathbf{x}$ before quantization, with $\sigma_w \in \{0, 0.02, 0.1\}$ producing zero, moderate, and high levels of pre-quantization noise respectively. The 1-bit measurement y_m is then obtained by applying the quantizer \mathcal{Q} : $y_m = \mathcal{Q}(z_m + w_m)$.

For each combination of $\{\frac{S}{N}, \frac{M}{N}, \sigma_w\}$, the average SNR across 100 random trials is computed for each method, and the results are shown in Fig. 5. Here we also include the results from AMP using true distribution parameters (AMP-Oracle), which corresponds to the best results that could possibly be obtained using AMP. We can see that the proposed AMP-PE is able to quickly match the performance of the oracle AMP when the oversampling ratio $\frac{M}{N} \geq 2$. All of the methods are initialized with zero solutions. The damping operation with a rate of 0.1 is applied to the AMP algorithm. For IHT, OMP and CoSaMP, we assume the sparsity level $\frac{S}{N}$ is already known, which would inevitably give them an unfair advantage. For the l_1 -norm minimization approach, we tune its regularization parameter on a separate training dataset. The proposed AMP-PE does not require parameter tuning, it treats the distribution parameters as unknown variables and jointly recovers them with the signal. Note that the results from GAMP-Oracle are for reference only. We can see that the proposed AMP-PE generally outperforms the other sparse recovery methods by a lot in the zero-noise and moderate-noise regimes where $\sigma_w \in \{0, 0.02\}$. As we move to the high-noise regime where $\sigma_w = 0.1$, the proposed AMP-PE still outperforms the other methods in most of the cases.

B. Multi-Bit Compressive Sensing

We further compare all the methods on sparse recovery experiments from multi-bit measurements. The experimental settings are kept the same as section V-A except that the quantizer \mathcal{Q} outputs multi-bit measurements now. The recovery results from 2-bit and 3-bit measurements are shown in Fig. 6 and Fig. 7 respectively. We can see that the proposed AMP-PE again performs much better than the other methods in the zero-noise and moderate-noise regimes where $\sigma_w \in \{0, 0.02\}$. In the high-noise regime where $\sigma_w = 0.1$, the performances of all the methods tend to become similar when the oversampling ratio $\frac{M}{N}$ increases, especially in the experiments involving 3-bit measurements shown in Fig. 7.

VI. CONCLUSION

Taking a probabilistic perspective, we solve the 1-bit CS problem via the proposed AMP framework where the signal and noise distribution parameters are treated as variables and jointly recovered with the signal. This leads to a much simpler way to estimate the parameters by maximizing their posteriors. It allows us to venture into the complicated quantization noise model in 1-bit CS, whereas previous AMP approaches either prespecify (tune) the noise parameter or use an approximated noise model due to the overwhelming complexity. The proposed approach can be further extended to work with

multi-bit measurements in a general quantization noise model, accommodating growing needs for multi-bit ADCs in massive MIMO systems.

A computationally efficient approach that combines EM and the second-order method is introduced to compute the maximizing parameters. Experimental results show that the proposed approach performs much better than the other state-of-the-art sparse recovery methods in the zero and moderate noise regimes. In the high noise regime the performances of different approaches become similar, the proposed approach still outperforms the other methods in most of the cases.

The stability (or reliability) of an algorithm is a key factor in deciding its adoption in real applications. The AMP algorithm has long been criticized due to its lack of convergence guarantees for general measurement matrices. The damping and mean removal operations have been proposed to alleviate this issue, and are often quite effective. Initialization also plays an important role in both ensuring the convergence and recovering an accurate solution. In our experiments we observed that it is often the parameter initializations rather than the variable initializations that contribute to the algorithm's performance. Previous works usually overlook the influence of the initialization and focus on establishing convergence conditions for a specific class of random matrices. We believe it would be worth pursuing how the initialization affects the algorithm's convergence behavior. Notwithstanding these drawbacks, our method offers an efficient joint recovery of the signal and parameters from a probabilistic perspective, and pushes forward the state-of-the-art performance.

REFERENCES

- [1] E. J. Candès and T. Tao, "Decoding by linear programming," *IEEE Trans. on Information Theory*, vol. 51(12), pp. 4203–4215, 2005.
- [2] E. J. Candès, J. Romberg, and T. Tao, "Robust uncertainty principles: Exact signal reconstruction from highly incomplete frequency information," *IEEE Trans. on Information Theory*, vol. 52(2), pp. 489–509, 2006.
- [3] D. L. Donoho, "Compressed sensing," *IEEE Trans. on Information Theory*, vol. 52, no. 4, pp. 1289–1306, 2006.
- [4] E. J. Candès and T. Tao, "Near-optimal signal recovery from random projections: Universal encoding strategies?," *IEEE Trans. on Information Theory*, vol. 52, no. 12, pp. 5406–5425, 2006.
- [5] M. Aharon, M. Elad, and A. Bruckstein, "K-svd: An algorithm for designing overcomplete dictionaries for sparse representation," *IEEE Transactions on Signal Processing*, vol. 54, no. 11, pp. 4311–4322, 2006.
- [6] M. Elad and M. Aharon, "Image denoising via sparse and redundant representations over learned dictionaries," *IEEE Transactions on Image Processing*, vol. 15, no. 12, pp. 3736–3745, Dec 2006.
- [7] J. Wright, A. Y. Yang, A. Ganesh, S. S. Sastry, and Y. Ma, "Robust face recognition via sparse representation," *IEEE Transactions on Pattern Analysis and Machine Intelligence*, vol. 31, no. 2, pp. 210–227, 2009.
- [8] C. R. Berger, S. Zhou, J. C. Preisig, and P. Willett, "Sparse channel estimation for multicarrier underwater acoustic communication: From subspace methods to compressed sensing," *IEEE Transactions on Signal Processing*, vol. 58, no. 3, pp. 1708–1721, 2010.
- [9] C. R. Berger, Z. Wang, J. Huang, and S. Zhou, "Application of compressive sensing to sparse channel estimation," *IEEE Communications Magazine*, vol. 48, no. 11, pp. 164–174, 2010.
- [10] W. U. Bajwa, J. Haupt, A. M. Sayeed, and R. Nowak, "Compressed channel sensing: A new approach to estimating sparse multipath channels," *Proceedings of the IEEE*, vol. 98, no. 6, pp. 1058–1076, 2010.
- [11] P. T. Boufounos and R. G. Baraniuk, "1-bit compressive sensing," in *2008 42nd Annual Conference on Information Sciences and Systems*, 2008, pp. 16–21.
- [12] E. G. Larsson, O. Edfors, F. Tufvesson, and T. L. Marzetta, "Massive mimo for next generation wireless systems," *IEEE Communications Magazine*, vol. 52, no. 2, pp. 186–195, 2014.

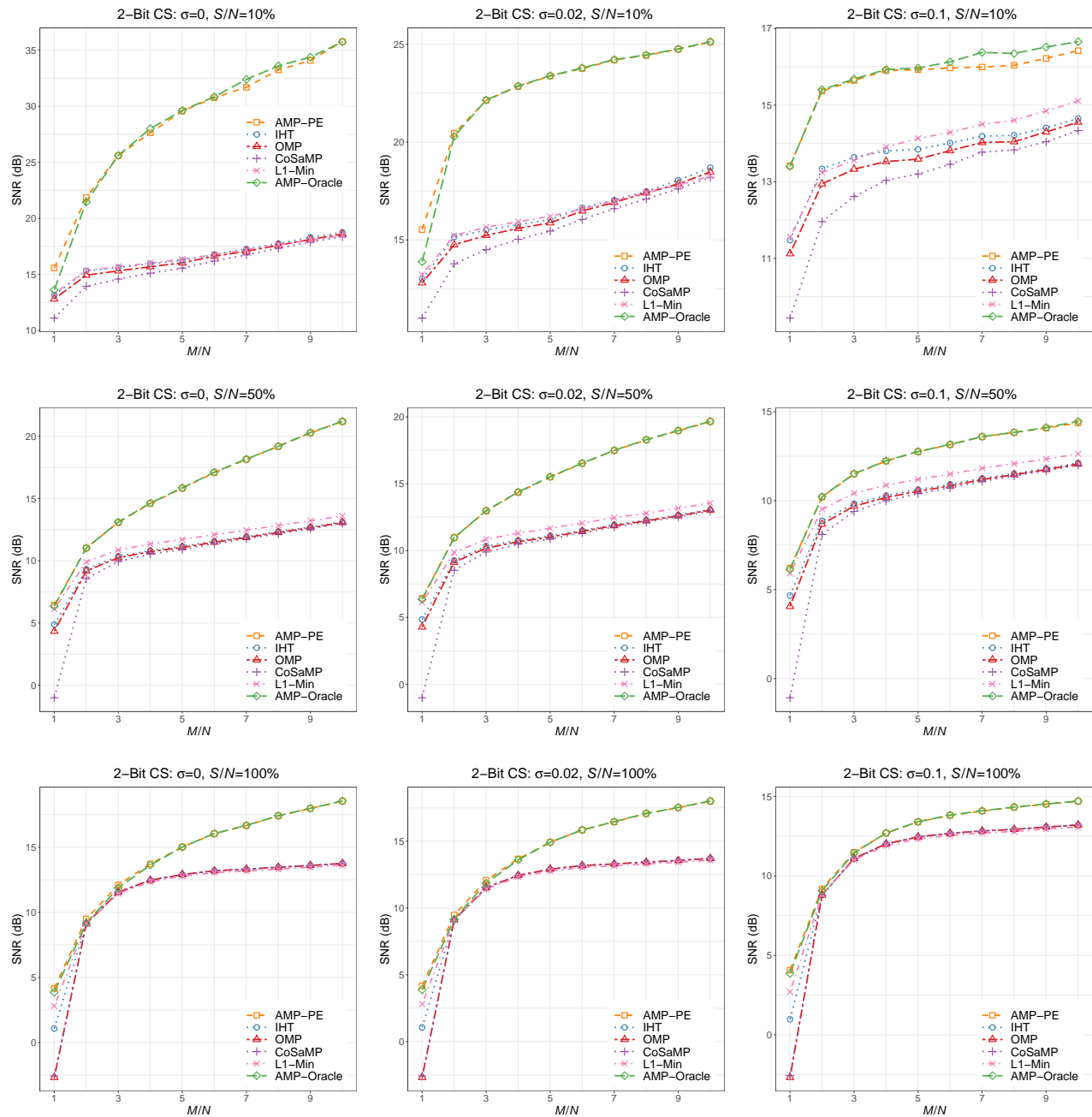


Fig. 6. Comparison of different approaches in recovering sparse signals from 2-bit measurements. The sparsity level of the signal $\frac{S}{N} \in \{10\%, 50\%, 100\%\}$ and the oversampling ratio $\frac{M}{N} \in \{1, 2, \dots, 10\}$. The noise $w \sim \mathcal{N}(0, \sigma_w)$ is added before the quantization, with $\sigma_w \in \{0, 0.02, 0.1\}$ producing zero, moderate, and high levels of pre-quantization noise respectively.

- [13] C. Wen, S. Jin, K. Wong, J. Chen, and P. Ting, "Channel estimation for massive mimo using gaussian-mixture bayesian learning," *IEEE Transactions on Wireless Communications*, vol. 14, no. 3, pp. 1356–1368, March 2015.
- [14] R. H. Walden, "Analog-to-digital converter survey and analysis," *IEEE Journal on Selected Areas in Communications*, vol. 17, no. 4, pp. 539–550, 1999.
- [15] B. Murmann, *ADC Performance Survey 1997-2020*, [Online]. Available: <http://web.stanford.edu/~murmann/adcsurvey.html>.
- [16] C. Wen, C. Wang, S. Jin, K. Wong, and P. Ting, "Bayes-optimal joint channel-and-data estimation for massive mimo with low-precision adcs," *IEEE Transactions on Signal Processing*, vol. 64, no. 10, pp. 2541–2556, 2016.
- [17] S. Jacobsson, G. Durisi, M. Coldrey, U. Gustavsson, and C. Studer, "Throughput analysis of massive mimo uplink with low-resolution adcs," *IEEE Transactions on Wireless Communications*, vol. 16, no. 6, pp. 4038–4051, 2017.
- [18] J. Mo, P. Schniter, and R. W. Heath, "Channel estimation in broadband millimeter wave mimo systems with few-bit adcs," *IEEE Transactions on Signal Processing*, vol. 66, no. 5, pp. 1141–1154, 2018.
- [19] T. Rappaport, R. Heath, R. Daniels, and J. Murdock, *Millimeter wave wireless communications*, Prentice Hall, 2015.
- [20] J. Mo and R. W. Heath, "Capacity analysis of one-bit quantized mimo systems with transmitter channel state information," *IEEE Transactions on Signal Processing*, vol. 63, no. 20, pp. 5498–5512, 2015.
- [21] S. Jacobsson, G. Durisi, M. Coldrey, U. Gustavsson, and C. Studer, "One-bit massive mimo: Channel estimation and high-order modulations," in *2015 IEEE International Conference on Communication Workshop (ICCW)*, 2015, pp. 1304–1309.
- [22] J. Choi, J. Mo, and R. W. Heath, "Near maximum-likelihood detector

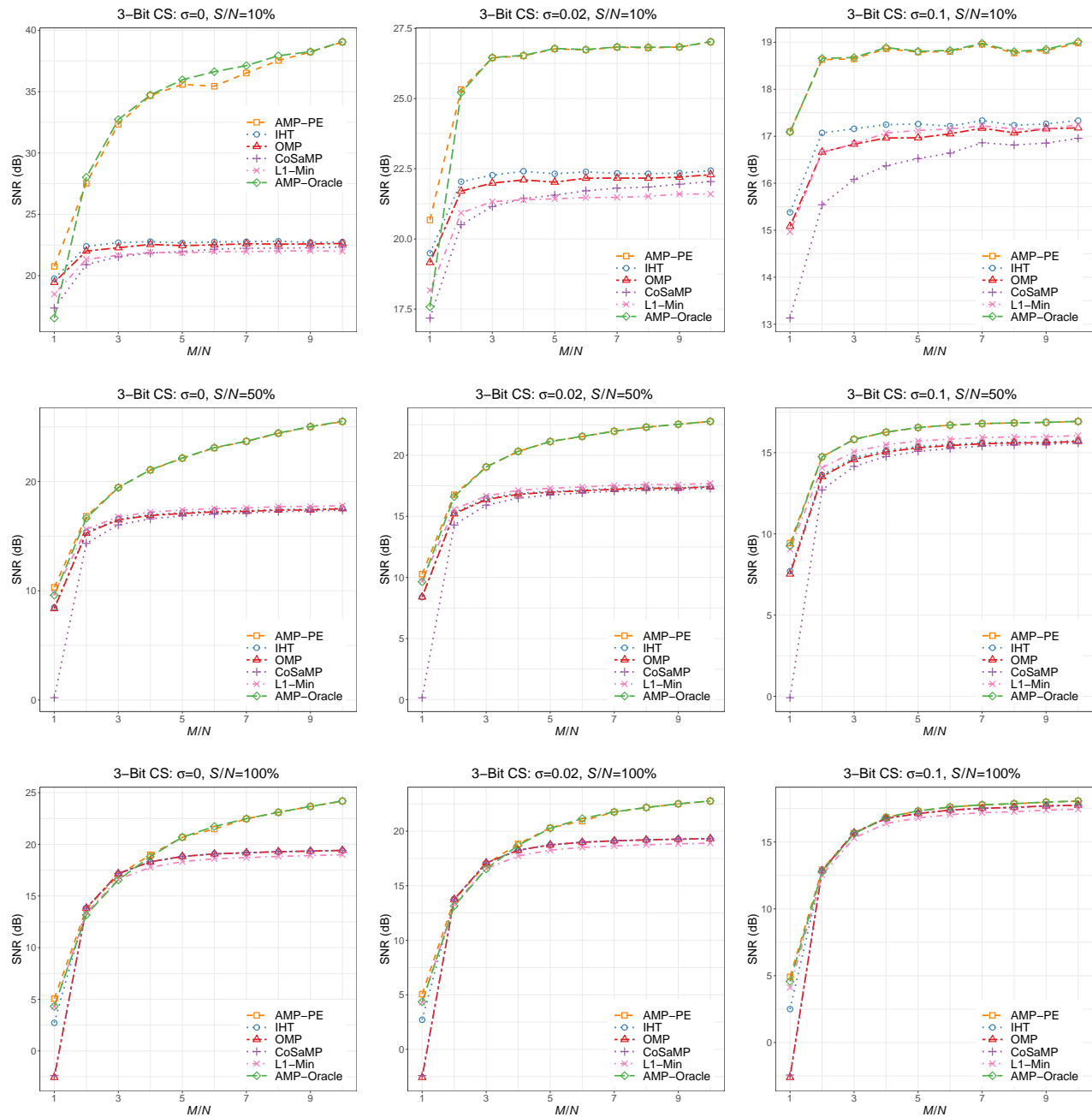


Fig. 7. Comparison of different approaches in recovering sparse signals from 3-bit measurements. The sparsity level of the signal $\frac{S}{N} \in \{10\%, 50\%, 100\%\}$ and the oversampling ratio $\frac{M}{N} \in \{1, 2, \dots, 10\}$. The noise $w \sim \mathcal{N}(0, \sigma_w)$ is added before the quantization, with $\sigma_w \in \{0, 0.02, 0.1\}$ producing zero, moderate, and high levels of pre-quantization noise respectively.

- and channel estimator for uplink multiuser massive mimo systems with one-bit adcs,” *IEEE Transactions on Communications*, vol. 64, no. 5, pp. 2005–2018, 2016.
- [23] Y. Li, C. Tao, G. Seco-Granados, A. Mezghani, A. L. Swindlehurst, and L. Liu, “Channel estimation and performance analysis of one-bit massive mimo systems,” *IEEE Transactions on Signal Processing*, vol. 65, no. 15, pp. 4075–4089, 2017.
- [24] L. Jacques, J. N. Laska, P. T. Boufounos, and R. G. Baraniuk, “Robust 1-bit compressive sensing via binary stable embeddings of sparse vectors,” *IEEE Transactions on Information Theory*, vol. 59, no. 4, pp. 2082–2102, 2013.
- [25] Y. Plan and R. Vershynin, “Robust 1-bit compressed sensing and sparse logistic regression: A convex programming approach,” *IEEE Transactions on Information Theory*, vol. 59, no. 1, pp. 482–494, 2013.
- [26] Y. Plan and R. Vershynin, “One-bit compressed sensing by linear programming,” *Communications on Pure and Applied Mathematics*, vol. 66, no. 8, pp. 1275–1297, 2013.
- [27] S. Rangan, “Generalized approximate message passing for estimation with random linear mixing,” in *Information Theory Proceedings (ISIT), 2011 IEEE International Symposium on*, July 2011, pp. 2168–2172.
- [28] J. Pearl, *Probabilistic Reasoning in Intelligent Systems: Networks of Plausible Inference*, Morgan Kaufmann Publishers Inc., San Francisco, CA, USA, 1988.
- [29] F. R. Kschischang, B. J. Frey, and H. A. Loeliger, “Factor graphs and the sum-product algorithm,” *IEEE Transactions on Information Theory*, vol. 47, no. 2, pp. 498–519, 2001.
- [30] D. Koller and N. Friedman, *Probabilistic Graphical Models: Principles and Techniques - Adaptive Computation and Machine Learning*, The MIT Press, 2009.
- [31] D. L. Donoho, A. Maleki, and A. Montanari, “Message-passing algo-

- rithms for compressed sensing,” *Proceedings of the National Academy of Sciences*, vol. 106, no. 45, pp. 18914–18919, 2009.
- [32] D. Baron, S. Sarvotham, and R. G. Baraniuk, “Bayesian compressive sensing via belief propagation,” *IEEE Transactions on Signal Processing*, vol. 58, no. 1, pp. 269–280, 2010.
- [33] F. Krzakala, M. Mézard, F. Sausset, Y. F. Sun, and L. Zdeborová, “Statistical-physics-based reconstruction in compressed sensing,” *Phys. Rev. X*, vol. 2, pp. 021005, May 2012.
- [34] T. P. Minka and R. Picard, *A Family of Algorithms for Approximate Bayesian Inference*, Ph.D. thesis, USA, 2001, AAI0803033.
- [35] T. Minka, “Divergence measures and message passing,” Tech. Rep. MSR-TR-2005-173, January 2005.
- [36] M. J. Wainwright and M. I. Jordan, “Graphical models, exponential families, and variational inference,” *Foundations and Trends in Machine Learning*, vol. 1, no. 1–2, Jan. 2008.
- [37] F. Bellili, F. Sotgiu, and W. Yu, “Generalized approximate message passing for massive mimo mmwave channel estimation with laplacian prior,” *IEEE Transactions on Communications*, vol. 67, no. 5, pp. 3205–3219, 2019.
- [38] N. J. Myers and R. W. Heath, “Message passing-based joint cfo and channel estimation in mmwave systems with one-bit adcs,” *IEEE Transactions on Wireless Communications*, vol. 18, no. 6, pp. 3064–3077, 2019.
- [39] P. Bickel and K. Doksum, *Mathematical Statistics: Basic Ideas and Selected Topics, Volumes I-II Package*, 12 2015.
- [40] S. Huang and T. D. Tran, “Sparse signal recovery using generalized approximate message passing with built-in parameter estimation,” in *International Conference on Acoustics, Speech and Signal Processing (ICASSP)*, March 2017, pp. 4321–4325.
- [41] J. Vila and P. Schniter, “Expectation-maximization bernoulli-gaussian approximate message passing,” in *2011 Conference Record of the Forty Fifth Asilomar Conference on Signals, Systems and Computers (ASILOMAR)*, 2011, pp. 799–803.
- [42] J. P. Vila and P. Schniter, “Expectation-maximization gaussian-mixture approximate message passing,” *IEEE Transactions on Signal Processing*, vol. 61, no. 19, pp. 4658–4672, 2013.
- [43] M. Mézard and A. Montanari, *Information, Physics, and Computation*, Oxford University Press, Inc., USA, 2009.
- [44] F. Krzakala, M. Mézard, F. Sausset, Y. Sun, and L. Zdeborová, “Probabilistic reconstruction in compressed sensing: algorithms, phase diagrams, and threshold achieving matrices,” *Journal of Statistical Mechanics: Theory and Experiment*, vol. 2012, no. 08, pp. P08009, aug 2012.
- [45] C. Risi, D. Persson, and E. G. Larsson, “Massive mimo with 1-bit adc,” 2014.
- [46] S. Wang, Y. Li, and J. Wang, “Multiuser detection in massive spatial modulation mimo with low-resolution adcs,” *IEEE Transactions on Wireless Communications*, vol. 14, no. 4, pp. 2156–2168, 2015.
- [47] U. S. Kamilov, A. Bourquard, A. Amini, and M. Unser, “One-bit measurements with adaptive thresholds,” *IEEE Signal Processing Letters*, vol. 19, no. 10, pp. 607–610, 2012.
- [48] Z. Yang, L. Xie, and C. Zhang, “Variational bayesian algorithm for quantized compressed sensing,” *IEEE Transactions on Signal Processing*, vol. 61, no. 11, pp. 2815–2824, 2013.
- [49] O. Musa, G. Hannak, and N. Goertz, “Generalized approximate message passing for one-bit compressed sensing with awgn,” in *2016 IEEE Global Conference on Signal and Information Processing (GlobalSIP)*, 2016, pp. 1428–1432.
- [50] A. Movahed, M. C. Reed, N. Aboutorab, and S. E. Tajbakhsh, “Exit chart analysis of turbo compressed sensing using message passing dequantization,” *IEEE Transactions on Signal Processing*, vol. 64, no. 24, pp. 6600–6612, 2016.
- [51] S. Kafle, T. Wimalajeewa, and P. K. Varshney, “Noisy 1-bit compressed sensing with heterogeneous side-information,” in *ICASSP 2019 - 2019 IEEE International Conference on Acoustics, Speech and Signal Processing (ICASSP)*, 2019, pp. 4873–4877.
- [52] M. Bayati and A. Montanari, “The dynamics of message passing on dense graphs, with applications to compressed sensing,” *IEEE Transactions on Information Theory*, vol. 57, no. 2, pp. 764–785, 2011.
- [53] U. S. Kamilov, S. Rangan, A. K. Fletcher, and M. Unser, “Approximate message passing with consistent parameter estimation and applications to sparse learning,” *IEEE Transactions on Information Theory*, vol. 60, no. 5, pp. 2969–2985, May 2014.
- [54] S. Rangan, P. Schniter, and A. K. Fletcher, “Vector approximate message passing,” in *2017 IEEE International Symposium on Information Theory (ISIT)*, 2017, pp. 1588–1592.
- [55] P. Schniter and S. Rangan, “Compressive phase retrieval via generalized approximate message passing,” *IEEE Transactions on Signal Processing*, vol. 63, no. 4, pp. 1043–1055, Feb 2015.
- [56] C. A. Metzler, A. Maleki, and R. G. Baraniuk, “Bm3d-prgamp: Compressive phase retrieval based on bm3d denoising,” in *2016 IEEE International Conference on Image Processing (ICIP)*, 2016, pp. 2504–2508.
- [57] S. Rangan, P. Schniter, and A. Fletcher, “On the convergence of approximate message passing with arbitrary matrices,” in *2014 IEEE International Symposium on Information Theory*, 2014, pp. 236–240.
- [58] J. Vila, P. Schniter, S. Rangan, F. Krzakala, and L. Zdeborov, “Adaptive damping and mean removal for the generalized approximate message passing algorithm,” in *2015 IEEE International Conference on Acoustics, Speech and Signal Processing (ICASSP)*, 2015, pp. 2021–2025.
- [59] A. P. Dempster, N. M. Laird, and D. B. Rubin, “Maximum likelihood from incomplete data via the em algorithm,” *JOURNAL OF THE ROYAL STATISTICAL SOCIETY, SERIES B*, vol. 39, no. 1, pp. 1–38, 1977.
- [60] T. Blumensath and M. E. Davies, “Iterative thresholding for sparse approximations,” *Journal of Fourier Analysis and Applications*, vol. 14, no. 5, pp. 629–654, Dec 2008.
- [61] T. Blumensath and M. E. Davies, “Iterative hard thresholding for compressed sensing,” *Applied and Computational Harmonic Analysis*, vol. 27, no. 3, pp. 265 – 274, 2009.
- [62] J. A. Tropp and A. C. Gilbert, “Signal recovery from random measurements via orthogonal matching pursuit,” *IEEE Transactions on Information Theory*, vol. 53, no. 12, pp. 4655–4666, 2007.
- [63] T. T. Cai and L. Wang, “Orthogonal matching pursuit for sparse signal recovery with noise,” *IEEE Transactions on Information Theory*, vol. 57, no. 7, pp. 4680–4688, July 2011.
- [64] D. Needella and J. A. Tropp, “Cosamp: iterative signal recovery from incomplete and inaccurate samples,” *Applied and Computational Harmonic Analysis*, vol. 26, no. 3, pp. 301 – 321, 2009.
- [65] M. V. Wickerhauser, *Adapted Wavelet Analysis from Theory to Software*, A. K. Peters, Ltd., Natick, MA, USA, 1994.
- [66] B. D. Rao and K. Kreutz-Delgado, “An affine scaling methodology for best basis selection,” *IEEE Transactions on Signal Processing*, vol. 47, no. 1, pp. 187–200, Jan 1999.