

Time-dependent Andreev reflection

Dmitri V. Averin¹, Gongqi Wang¹, and Andrey S. Vasenko^{2,3}

¹*Department of Physics and Astronomy, Stony Brook University, SUNY, Stony Brook, NY 11794-3800*

²*National Research University Higher School of Economics, 101000 Moscow, Russia*

³*I.E. Tamm Department of Theoretical Physics, P.N. Lebedev Physical Institute, Russian Academy of Sciences, 119991 Moscow, Russia*

We extend the basic theory of Andreev reflection (AR) in a normal metal/superconductor junction to the situation with an arbitrary time-dependent bias voltage $V(t)$ across the junction. The central element of the theory is the fact that the Fourier transform of the AR amplitude has a casual structure. As an example, the theory is used to describe the current response to short pulses of the bias voltage, which create coherent superposition of quasiparticle states with different energies. The current oscillates in time, with the gap frequency Δ/\hbar , and also as a function of the pulse area $\int V(t)dt$, with the period of the single-electron flux quantum e/h .

Andreev reflection (AR) [1] is the process of conversion of electrons in a normal metal (N) into Cooper pairs in a superconductor (S) and vice versa, and represent the main mechanism of electron transport across an NS interface with large electron transparency. As a result, AR determines the basic transport characteristics of the NS junctions, including the linear conductance [2, 3], average current [4–6] and current noise [7, 8]; in junctions with very low transparency, one can observe individual AR transitions [9]. AR also gives rise to an enormous amount of various other transport phenomena. To give just a few examples, it is the basic mechanism of the supercurrent flow in Josephson junctions [10–12] and, in the form of multiple Andreev reflections (MAR), determines all their transport characteristics at finite bias voltages: average current [13–19], current noise [20–23] and full statistics of charge transfer [24, 25]. AR produces thermoelectric effects in NS junctions [26–30], and plays an important role in superconducting structures with other materials, e.g., carbon nanotubes [31–33], graphene [34–37], topological insulators [38–41]. In all these situations, AR is typically considered under the conditions of the constant bias voltage, when the energy of the quasiparticles which determine the AR amplitude can be taken to be constant throughout the scattering process. However, in many situations, a more detailed theory of AR with an arbitrary time-dependent bias voltage $V(t)$ is desirable. The primary goal of this work is to develop such a theory.

Physically, the main novel feature of the time-dependent bias is the creation of coherent quantum superposition of the quasiparticle states with different energies. As a result, the junction produces an oscillatory current response, the magnitude of which is sensitive to the coherence properties of these superpositions. For instance, as shown below, the oscillating current generated by the AR processes is more stable to thermal averaging than that produced by the quasiparticle tunneling, since AR always involve two quasiparticles with vanishing total energy. Also, in the limit of short pulses of the bias voltage, the quantum superposition of quasiparticle energies leads to the current oscillations as a function of the

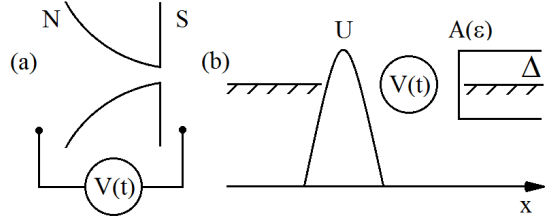


FIG. 1: Sketch of (a) a short constriction between a normal metal (N) and a superconductor (S) used as the basic model of an NS junction, and (b) a quasiparticle scattering scheme in the junction that consists of the normal scattering with the scattering matrix U (U^* for the holes), energy change of the incident quasiparticles according to Eq. (3) due to the time-dependent bias voltage $V(t)$, and Andreev reflection at the NS interface with the amplitude $A(\epsilon)$ (5). Also indicated schematically in (b) is the Fermi level in the two electrodes.

total “magnetic flux” $\int V(t)dt$ carried by the pulse with the period of the single-electron flux quantum h/e .

We begin by outlining the derivation of our main results. We use the most basic model of an NS junction, a small constriction between the normal and superconducting electrodes (Fig. 1a) with all transport modes characterized by one transparency D . For short constriction, it is possible to consider the constriction region itself as normal, reducing the transport inside it to the motion of independent quasiparticles. We assume that the bias voltage $V(t)$ across the constriction is arbitrary, but varies on the time scale set by the energy gap Δ of the superconductor and other small energies in the problem, e.g., temperature T ; i.e., its characteristic frequencies are smaller than the microscopic energy scales set by the Fermi energy and by the traversal time of the barrier that determines the transparency D . In this regime, we can neglect the effect of the bias voltage on D , and also use the quasiclassical approximation for the quasiparticle motion through the constriction. This general approach is similar to the one used to describe the time-dependent transport in normal conductors – see, e.g., [42].

One starts by accounting for the effect of the bias volt-

age $V(t)$ on the quasiparticle motion between the two electrodes. The voltage creates the electric field $E(t, x)$ localized in the constriction, $V(t) = \int dx E(t, x)$, where x is the coordinate along the constriction. (The assumption of the relatively low frequencies of $V(t)$ made above also implies that $E(t, x)$ is quasistatic from the point of view of electromagnetism.) Describing this field through the vector potential $A(t, x)$, $E = -\partial A/\partial t$, and solving the time-dependent Schrödinger equation with $A(t, x)$ in the quasichlorical approximation, we see that the amplitude $\psi_e(t)$ of the wavefunction of an electron crossing the constriction from the normal metal to the superconductor acquires the $A(t, x)$ -dependent phase:

$$\begin{aligned} \psi_e(t) &\rightarrow \exp\left\{\frac{i\epsilon}{\hbar} \int dx A(t, x)\right\} \psi_e(t) \\ &= \exp\left\{\frac{-i\epsilon}{\hbar} \int^t dt' V(t')\right\} \psi_e(t) = e^{-i\phi(t)} \psi_e(t), \end{aligned} \quad (1)$$

where the phase ϕ is defined by the relation $\dot{\phi} = \frac{\epsilon}{\hbar} V(t)$. Electrons passing through the constriction in the opposite direction accumulate the phase of the opposite sign. The phases acquired by the holes are switched in comparison to those for the electrons. Physically, these phase factors describe the acceleration/deceleration of the quasiparticles as they move between the junction electrodes. In the quasichlorical approximation, the particle energies change, while the change of their velocity is small and is neglected.

Next, we introduce the Fourier components of the accumulated phase:

$$e^{-i\phi(t)} = \int d\omega W(\omega) e^{-i\omega t}, \quad (2)$$

in close analogy to what is done in the ‘‘Werthamer theory’’ of the time-dependent properties of the Josephson tunnel junctions [43, 44]. Then, the electron acceleration process (1) has the following form in terms of the energy components $a(\epsilon)$ of the wavefunction $\psi_e(t)$:

$$a(\epsilon) \rightarrow \int d\omega W(\omega) a(\epsilon - \omega). \quad (3)$$

The quasiparticle acceleration/deceleration described above should be combined with the standard quasiparticle scattering scheme in the NS junction as illustrated schematically in Fig. 1b. For electrons incident from the normal electrode on the constriction at energy ϵ , the scattering process consists of the normal barrier scattering characterized by the scattering matrix U ,

$$U = \begin{pmatrix} r & t \\ t' & r' \end{pmatrix}, \quad r' = -t'r^*/t^*, \quad (4)$$

with $|t|^2 = |t'|^2 = D$ and $|r|^2 = |r'|^2 = R$, and Andreev reflection at the NS interface with the amplitude:

$$A(\epsilon) = \begin{cases} x - \text{sgn}(x)\sqrt{x^2 - 1}, & |x| > 1, \\ x - i\sqrt{1 - x^2}, & |x| < 1, \end{cases} \quad x = \epsilon/\Delta. \quad (5)$$

For the holes incident from the normal electrode, the AR amplitude is the same, while the scattering matrix is U^* . Solving this scattering scheme for the electrons and the holes, taking the standard average over their equilibrium energy distributions at temperature T , and combining the electron and the hole contributions to the current, we get the total current in the constriction:

$$\begin{aligned} I(t) &= \frac{eN}{2\pi} \int d\omega d\nu W^*(\omega) W(\nu) e^{i(\omega - \nu)t} \int d\epsilon [f(\epsilon - \omega) \\ &- f(\epsilon + \nu)] \cdot \left[1 + D^2 \frac{A^*(\epsilon)}{1 - [A^*(\epsilon)]^2 R} \frac{A(\epsilon + \nu - \omega)}{1 - A^2(\epsilon + \nu - \omega) R} \right. \\ &\quad \left. - R \frac{1 - [A^*(\epsilon)]^2}{1 - [A^*(\epsilon)]^2 R} \frac{1 - A^2(\epsilon + \nu - \omega)}{1 - A^2(\epsilon + \nu - \omega) R} \right], \end{aligned} \quad (6)$$

where N is the number of the spin-degenerate transport modes in the constriction. In principle, this expression can be used directly to calculate the current in the NS junction. For instance, for constant bias voltage, $W(\omega) = \delta(\omega - eV/\hbar)$, and Eq. (6) reduces to the well-known expression [4], which describes the evolution of the dc IV curves from the regime of the tunnel to the ballistic junction with increasing quasiparticle transparency D . For general time-dependent voltage, however, it is more convenient to transform Eq. (6) explicitly into the time domain.

As the first step in this direction, we separate the term in Eq. (6) that does not decay at large $|\epsilon|$. The magnitude of this term in the integral over ϵ is $1 - R = D$ and it gives $D \int d\epsilon [f(\epsilon - \omega) - f(\epsilon + \nu)] = D(\omega + \nu)$, meaning that this contribution in Eq. (6) corresponds to the normal-state current $I_N(t)$ in the junction:

$$\begin{aligned} I_N(t) &= \frac{eND}{2\pi} \int d\omega d\nu (\omega + \nu) W^*(\omega) W(\nu) e^{i(\omega - \nu)t} \\ &= \frac{eND}{\pi} \left(-i \frac{\partial}{\partial t} e^{i\phi(t)} \right) e^{-i\phi(t)} = GV(t). \end{aligned} \quad (7)$$

Here $G = e^2 ND/\pi\hbar$ is the normal-state conductance.

After the separation of the normal-state part, the current can be expressed as

$$\begin{aligned} I &= I_N + \frac{eN}{2\pi} \int d\epsilon f(\epsilon) \left[D^2 \left| \int d\omega e^{-i\omega t} \frac{W(\omega) A(\epsilon + \omega)}{1 - A^2(\epsilon + \omega) R} \right|^2 \right. \\ &\quad \left. + RD^2 \left| \int d\omega e^{-i\omega t} \frac{W(\omega) A^2(\epsilon + \omega)}{1 - A^2(\epsilon + \omega) R} \right|^2 + 2DR \right. \\ &\quad \left. \cdot \text{Re} \left\{ e^{i\phi(t)} \int d\omega e^{-i\omega t} \frac{W(\omega) A^2(\epsilon + \omega)}{1 - A^2(\epsilon + \omega) R} \right\} - \dots \right], \end{aligned} \quad (8)$$

where the ellipsis denotes the subtracted identical terms in which $A(\epsilon + \omega)$ is replaced everywhere with $A^*(\epsilon - \omega)$. In this expression, we can transform the AR amplitude into the time domain. More precisely, we introduce the two response functions that enter Eq. (8):

$$K(\tau) = \frac{i}{2\pi} \int dx e^{-ix\tau} \frac{A(x)}{1 - A^2(x)R}, \quad (9)$$

$$L(\tau) = \frac{1}{2\pi} \int dx e^{-ix\tau} \frac{A^2(x)}{1 - A^2(x)R}, \quad (10)$$

where τ is the time normalized to the gap frequency, $\tau = t\Delta/\hbar$, and the prefactors are chosen for later convenience.

An important property of the AR amplitude $A(x)$ (5) is that it can be viewed as the reduction to the real axis of the function of the complex variable z : $A(z) = z - \sqrt{z^2 - 1}$. The function $A(z)$ is analytic on the whole z plane except for the cut on the $[-1, 1]$ interval of the real axis, and $A(x)$ (5) on this interval is the value of $A(z)$ on the upper ($\text{Im}z > 0$) branch of the cut. This property implies that the AR amplitude in the time domain has a clear casual structure, vanishing for $\tau < 0$:

$$\begin{aligned} \frac{i}{2\pi} \int dx e^{-ix\tau} A(x) &= \Theta(\tau) \frac{i}{2\pi} \oint_C dz e^{-iz\tau} A(z) \\ &= \Theta(\tau) \frac{2}{\pi} \int_0^1 dx \sqrt{1-x^2} \cos x\tau = \Theta(\tau) \frac{J_1(\tau)}{\tau}, \end{aligned} \quad (11)$$

where C is the contour going clock-wise around the branch cut, and J_1 is the Bessel function. One can see directly that the denominator in the functions (9) and (10) does not add any poles to these functions, and therefore, they have the same analytical properties as the AR amplitude $A(z)$. From this, we obtain directly the following expressions:

$$\begin{aligned} K(\tau) &= \Theta(\tau) \frac{2(1+R)}{\pi} \int_0^1 dx \frac{\sqrt{1-x^2} \cos x\tau}{(1+R)^2 - 4x^2R}, \quad (12) \\ L(\tau) &= -\Theta(\tau) \frac{4}{\pi} \int_0^1 dx \frac{x\sqrt{1-x^2} \sin x\tau}{(1+R)^2 - 4x^2R} \\ &= \frac{2}{(1+R)} \frac{\partial K(\tau)}{\partial \tau}, \quad \tau > 0. \end{aligned} \quad (13)$$

Taking the inverse Fourier transform to express the amplitudes $W(\omega)$ in terms of $\phi(t)$, and using the functions (12) and (13) in Eq. (8), we obtain our main general result for the current in the NS junction driven by an arbitrary time-dependent bias voltage, expressed directly in the time domain:

$$\begin{aligned} I(t) &= I_N + \frac{eNT\Delta}{\hbar^2} \left\{ \frac{D^2\Delta}{\hbar} \int_{-\infty}^t dt' dt'' \frac{\sin[\phi(t') - \phi(t'')]}{\sinh[\pi T(t' - t'')/\hbar]} \right. \\ &\quad \cdot [K(t-t')K(t-t'') - RL(t-t')L(t-t'')] \\ &\quad \left. + 2DR \int_{-\infty}^t dt' \frac{\sin[\phi(t) - \phi(t')]}{\sinh[\pi T(t-t')/\hbar]} L(t-t') \right\}. \end{aligned} \quad (14)$$

Equation (14) for the time-dependent NS current can be used to calculate the current under many different bias conditions. For instance, it shows that the main qualitative feature of the junction response to the voltage that varies rapidly on the time scale \hbar/Δ is interference of the quasiparticle reflection from the gap edges which leads to oscillations of the current in time with the gap frequency, and also to oscillations in magnitude with the applied voltage. Consider the simplest model of the voltage pulse that is infinitely short on the gap time scale:

$$V(t) = \Phi\delta(t), \quad \phi(t) = 2\pi\phi_V\Theta(t),$$

where Φ is the total area under the voltage pulse, which has the meaning of the magnetic flux carried by this pulse, and $\phi_V \equiv e\Phi/h$ is the magnitude of this flux in units of the single-electron flux quantum. Equations (7) and (14) show that the current in this case is

$$I(t) = G\Phi\delta(t) + \Theta(t)I_0(t) \sin(2\pi\phi_V), \quad (15)$$

where qualitatively, the current $I_0(t)$ oscillates and decays on the time scale \hbar/Δ . The magnitude of this oscillatory response is modulated periodically, with the period of the single-electron flux quantum, by the area Φ of the bias voltage pulse.

Quantitatively, the current $I_0(t)$ is

$$\begin{aligned} I_0(t) &= \frac{2eNT\Delta}{\hbar^2} \left\{ \frac{D^2\Delta}{\hbar} \int_0^t dt' \int_{-\infty}^0 \frac{dt''}{\sinh[\pi T(t' - t'')/\hbar]} \right. \\ &\quad \cdot [K(t-t')K(t-t'') - RL(t-t')L(t-t'')] \\ &\quad \left. + DR \int_{-\infty}^0 dt' \frac{L(t-t')}{\sinh[\pi T(t-t')/\hbar]} \right\}. \end{aligned} \quad (16)$$

Equation (16) can be evaluated explicitly at large temperatures, $T \gg \Delta$. In this limit, different terms in (16) have two different behaviors as functions of temperature. The last term, which corresponds to the quasiparticle tunneling in the tunnel-junction limit, decays exponentially with T :

$$I_0^{(qp)}(t) = \frac{4G\Delta}{e} RL(t) e^{-\pi T t/\hbar}. \quad (17)$$

This temperature dependence reflects the fact that the quasiparticles tunnel at different energies, and thermal averaging of the partial amplitudes at different energies results in the exponential decay. In contrast to this, the other two terms in Eq. (16) decay only as $1/T$, as a result of all AR processes having total zero energy, and therefore, thermal averaging reducing only the probability of the incident quasiparticle to have the initial energy within the range of Δ . Indeed, in the limit $T \gg \Delta$, the first two terms in Eq. (16) give at times t larger than \hbar/T , when the exponentially decaying quasiparticle contribution (17) can be neglected:

$$I_0(t) = \frac{\pi G\Delta^2 D}{2eT} [K^2(t) - RL^2(t)]. \quad (18)$$

Equations (14) – (18) are valid for junctions with arbitrary quasiparticle transparency D . They can be simplified further in the two limits of ballistic and the tunnel junction. For the ballistic junction with $D = 1$, the kernel $K(\tau)$ (9) is given directly by the Fourier transform (11) of the AR amplitude, and the total current is:

$$\begin{aligned} I(t) &= G \left\{ V + \frac{\pi T}{e} \int_{-\infty}^t dt' dt'' \frac{\sin[\phi(t') - \phi(t'')]}{\sinh[\pi T(t' - t'')/\hbar]} \right. \\ &\quad \left. \cdot \frac{J_1[(t-t')\Delta/\hbar] J_1[(t-t'')\Delta/\hbar]}{(t-t')(t-t'')} \right\}. \end{aligned} \quad (19)$$

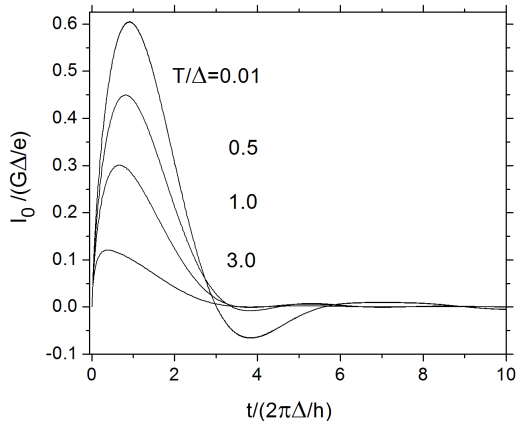


FIG. 2: Oscillating current in a ballistic NS junction driven by the δ -function pulse of the bias voltage, as a function of time t for several temperatures T . The oscillations are produced by interference of the quasiparticle Andreev-reflection from the gap edges and are suppressed as $1/T$ at large temperatures.

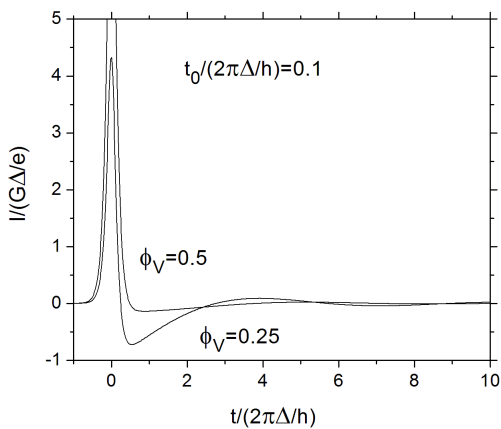


FIG. 3: Current in an NS tunnel junction as a function of time t driven by the two voltage pulses (23) with two different amplitudes and the same characteristic time width t_0 . The curves illustrate the pulse flux control of the interference current which manifests itself through the oscillating “tail” of the current response to the short voltage pulse. The oscillation amplitude is modulated by the flux ϕ_V carried by the pulse according to Eq. (15). In the plotted curves, the oscillations are suppressed for the larger pulse with $\phi_V = 0.5$ in comparison to the smaller pulse with $\phi_V = 0.25$.

In this case, the amplitude $I_0(t)$ (15) can be calculated numerically from Eq. (19) and is shown in Fig. 2 for several values of the temperature T . Outside of a small range $t \sim \hbar/T$ near $t = 0$, where I_0 goes to zero as $t \ln t$, the lowest curve in Fig. 2 agrees with Eq. (18), which for $D = 1$ simplifies to $I_0(t) = \pi G [\hbar J_1(t\Delta/\hbar)/t]^2 / (2eT)$.

In the tunnel limit $D \ll 1$, one can separate the single-particle contribution I_T to the current, which is proportional to D and the Andreev-reflection current I_{AR} pro-

portional to D^2 . In both of these contributions, one can calculate the kernels K, L taking $D = 0$, i.e. $R = 1$ in Eqs. (12) and (13) to get

$$K(\tau) = \frac{1}{2}\Theta(\tau)J_0(\tau), \quad L(\tau) = -\frac{1}{2}\Theta(\tau)J_1(\tau), \quad (20)$$

where J 's are Bessel functions. Equation (18) for the large-temperature oscillatory AR current is simplified then accordingly. The single-particle current is described by the last term in Eq. (14) and explicitly is:

$$I_T(t) = G \left\{ V(t) - \frac{\pi T \Delta}{e \hbar} \int_{-\infty}^t dt' \frac{\sin[\phi(t) - \phi(t')]}{\sinh[\pi T(t-t')/\hbar]} \cdot J_1[(t-t')\Delta/\hbar] \right\}. \quad (21)$$

One can also see directly that expansion in D of the general form of this term does not have the D^2 part, and therefore, the AR part of the current is given directly by the D^2 term in Eq. (14). With the current kernels (20), the time-dependent AR current in the tunnel limit is:

$$I_{AR}(t) = \frac{eNTD^2\Delta^2}{4\hbar^3} \int_{-\infty}^t dt' dt'' \frac{\sin[\phi(t') - \phi(t'')]}{\sinh[\pi T(t'-t'')/\hbar]} \cdot [J_0(\tau - \tau')J_0(\tau - \tau'') - J_1(\tau - \tau')J_1(\tau - \tau'')]. \quad (22)$$

Finally, an important point to check is how the idealized δ -function limit of the voltage pulses is approached by the pulses of finite time width. To do this, we adopt the shape of the bias voltage pulse:

$$V(t) = \frac{1}{\pi} \frac{\Phi/t_0}{\cosh t/t_0}, \quad \phi(t) = 4\phi_V \arctan e^{t/t_0}, \quad (23)$$

related to the one that can be produced by switching Josephson junctions in the context of superconductor electronics. An example of the current in the NS tunnel junction calculated in the quasiparticle approximation (21) for this pulse shape at low temperatures is shown in Fig. 3. This Figure shows that the main qualitative prediction of the δ -function approximation, flux modulation of the interference component of the NS current, is reproduced by the pulses of the-not-extremely small duration $t_0 = 0.1\hbar/\Delta$.

The work at Stony Brook was supported by the IARPA Supertools program through the Synopsys and Hypres subcontracts. The authors would like to acknowledge useful discussions with the participants of this program.

-
- [1] A.F. Andreev, “*The thermal conductivity of the intermediate state in superconductors*”, Zh. Eksp. Teor. Fiz. **46**, 1823 (1964) [Sov. Phys. JETP **19**, 1228 (1964)].
- [2] A. Kastalsky, A.W. Kleinsasser, L.H. Greene, R. Bhat, F.P. Milliken, and J.P. Harbison, “*Observation of pair currents in superconductor-semiconductor contacts*”, Phys. Rev. Lett. **67**, 3026 (1991).

- [3] B.J. van Wees, P. de Vries, P. Magnée, and T. M. Klapwijk, “*Excess conductance of superconductor-semiconductor interfaces due to phase conjugation between electrons and holes*”, Phys. Rev. Lett. **69**, 510 (1992).
- [4] G.E. Blonder, M. Tinkham, and T.M. Klapwijk, “*Transition from metallic to tunneling regimes in superconducting microconstrictions: Excess current, charge imbalance, and supercurrent conversion*”, Phys. Rev. B **25**, 4515 (1982).
- [5] A.F. Volkov, A.V. Zaitsev, and T.M. Klapwijk, “*Proximity effect under nonequilibrium conditions in double-barrier superconducting junctions*”, Physica C **210**, 21 (1993).
- [6] F.W.J. Hekking and Yu.V. Nazarov, “*Interference of two electrons entering a superconductor*”, Phys. Rev. Lett. **71**, 1625 (1993); “*Subgap conductivity of a superconductor-normal metal tunnel interface*”, Phys. Rev. B **49**, 6847 (1994).
- [7] B.A. Muzykantskii and D.E. Khmel'nitskii, “*Quantum shot noise in a normal-metal-superconductor point contact*”, Phys. Rev. B **50**, 3982 (1994).
- [8] A.V. Galaktionov and A.D. Zaikin, “*Shot noise and Coulomb blockade of Andreev reflection*”, Phys. Rev. B **80**, 174527 (2009).
- [9] V.F. Maisi, O.-P. Saira, Yu.A. Pashkin, J.S. Tsai, D.V. Averin, and J.P. Pekola, “*Real-time observation of discrete Andreev tunneling events*”, Phys. Rev. Lett. **106**, 217003 (2011).
- [10] I.O. Kulik and A.N. Omelyanchuk, “*Josephson effect in superconducting microbridges: microscopic theory*”, Sov. J. Low Temp. Phys. **4**, 142 (1978).
- [11] A. Furusaki and M. Tsukada, “*DC Josephson effect and Andreev reflection*”, Sol. State. Commun. **78**, 299 (1991).
- [12] C.W.J. Beenakker and H. van Houten, “*Josephson current through a superconducting quantum point contact shorter than the coherence length*”, Phys. Rev. Lett. **66**, 3056 (1991).
- [13] T.M. Klapwijk, G.E. Blonder, and M. Tinkham, “*Explanation of sub-harmonic energy-gap structure in superconducting contacts*” Physica B+C **109-110**, 1657 (1982).
- [14] G.B. Arnold, “*Superconducting tunneling without the tunneling Hamiltonian. II. Subgap harmonic structure*” J. Low Temp. Phys. **68**, 1, (1987).
- [15] U. Günsenheimer and A.D. Zaikin, “*Ballistic charge transport in superconducting weak links*”, Phys. Rev. B **50**, 6317 (1994).
- [16] E.N. Bratus, V.S. Shumeiko, and G. Wendin, “*Theory of subharmonic gap structure in superconducting mesoscopic tunnel contacts*”, Phys. Rev. Lett. **74**, 2110 (1995).
- [17] D.V. Averin and A. Bardas, “*AC Josephson effect in a single quantum channel*”, Phys. Rev. Lett. **75**, 1831 (1995).
- [18] J.C. Cuevas, A. Martin-Rodero, and A. Levy Yeyati, “*Hamiltonian approach to the transport properties of superconducting quantum point contacts*”, Phys. Rev. B **54**, 7366 (1996).
- [19] E. Scheer, W. Belzig, Y. Naveh, M.H. Devoret, D. Esteve, and C. Urbina, “*Proximity effect and multiple Andreev reflections in gold atomic contacts*”, Phys. Rev. Lett. **86**, 284 (2001).
- [20] D.V. Averin and H.T. Imam, “*Supercurrent noise in quantum point contacts*”, Phys. Rev. Lett. **76**, 3814 (1996).
- [21] Y. Naveh and D.V. Averin, “*Nonequilibrium current noise in mesoscopic disordered SNS junctions*”, Phys. Rev. Lett. **82**, 4090 (1999).
- [22] X. Jehl, P. Payet-Burin, C. Baraduc, R. Calemczuk, and M. Sanquer, “*Andreev reflection enhanced shot noise in mesoscopic SNS junctions*”, Phys. Rev. Lett. **83**, 1660 (1999).
- [23] Y. Ronen, Y. Cohen, J.H. Kang, A. Haim, M.T. Rieder, M. Heiblum, D. Mahalu, and H. Shtrikman, “*Charge of a quasiparticle in a superconductor*”, Proc. Nat. Acad. Sci. **113**, 1743 (2016).
- [24] J.C. Cuevas and W. Belzig, “*Full counting statistics of multiple Andreev reflections*”, Phys. Rev. Lett. **91**, 187001 (2003).
- [25] G. Johansson, P. Samuelsson, and A. Ingeman, “*Full counting statistics of multiple Andreev reflections*”, Phys. Rev. Lett. **91**, 187002 (2003).
- [26] A. Bardas and D.V. Averin, “*Peltier effect in NS microcontacts*”, Phys. Rev. B **52**, 12873 (1995).
- [27] A. Brinkman, A.A. Golubov, H. Rogalla, F.K. Wilhelm, and M.Yu. Kupriyanov, “*Microscopic nonequilibrium theory of double-barrier Josephson junctions*” Phys. Rev. B **68**, 224513 (2003).
- [28] S. Rajauria, P. Gandit, T. Fournier, F.W.J. Hekking, B. Pannetier, and H. Courtois, “*Andreev current-induced heating in a hybrid superconducting tunnel junction*”, Phys. Rev. Lett. **100**, 207002 (2008).
- [29] A.S. Vasenko, E.V. Bezuglyi, H. Courtois, and F.W.J. Hekking, “*Electron cooling by diffusive normal metal-superconductor tunnel junctions*”, Phys. Rev. B **81**, 094513 (2010).
- [30] J.P. Pekola, J.V. Koski, and D.V. Averin, “*Refrigerator based on the Coulomb barrier for single-electron tunneling*”, Phys. Rev. B **89**, 081309(R) (2014).
- [31] M.R. Buitelaar, W. Belzig, T. Nussbaumer, B. Babić, C. Bruder, and C. Schönenberger, “*Multiple Andreev reflections in a carbon nanotube quantum dot*”, Phys. Rev. Lett. **91**, 057005 (2003).
- [32] P. Jarillo-Herrero, J.A. van Dam, and L.P. Kouwenhoven, “*Quantum supercurrent transistors in carbon nanotubes*”, Nature **439**, 953 (2006).
- [33] T. Hata, R. Delagrèe, T. Arakawa, S. Lee, R. Deblock, H. Bouchiat, K. Kobayashi, and M. Ferrier, “*Enhanced shot noise of multiple Andreev reflections in a carbon nanotube quantum dot in $SU(2)$ and $SU(4)$ Kondo regimes*”, Phys. Rev. Lett. **121**, 247703 (2018).
- [34] C.W.J. Beenakker, “*Colloquium: Andreev reflection and Klein tunneling in graphene*”, Rev. Mod. Phys. **80**, 1337 (2008).
- [35] Xu Du, I. Skachko, and E.Y. Andrei, “*Josephson current and multiple Andreev reflections in graphene SNS junctions*”, Phys. Rev. B **77**, 184507 (2008).
- [36] N. Mizuno, B. Nielsen, and Xu Du, “*Ballistic-like supercurrent in suspended graphene Josephson weak links*”, Nat. Commun. **4**, 2716 (2013).
- [37] D.K. Efetov, L.Wang, C. Handschin, K.B. Efetov, J. Shuang, R. Cava, T. Taniguchi, K. Watanabe, J. Hone, C.R. Dean, and P. Kim, “*Specular interband Andreev reflections at van der Waals interfaces between graphene and $NbSe_2$* ”, Nat. Phys. **12**, 328 (2016).
- [38] D.M. Badiane, M. Houzet, and J.S. Meyer, “*Nonequilibrium Josephson effect through helical edge states*”, Phys. Rev. Lett. **107**, 177002 (2011).

- [39] A.D.K. Finck, C. Kurter, Y.S. Hor, and D.J.V. Harlingen, “Phase coherence and Andreev reflection in topological insulator devices”, *Phys. Rev. X* **4**, 041022 (2014).
- [40] L.A. Jauregui, M. Kayyalha, A. Kazakov, I. Miotkowski, L.P. Rokhinson, and Y.P. Chen, “Gate-tunable supercurrent and multiple Andreev reflections in a superconductor-topological insulator nanoribbon-superconductor hybrid device”, *Appl. Phys. Lett.* **112**, 093105 (2018).
- [41] T. Jonckheere, J. Rech, A. Zazunov, R. Egger, A. Levy Yeyati, and T. Martin, “Giant shot noise from Majorana zero modes in topological trijunctions”, *Phys. Rev. Lett.* **122**, 097003 (2019).
- [42] M.V. Moskalets, “Scattering matrix approach to non-stationary quantum transport”, (Imperial College Press, 2012).
- [43] N.R. Werthamer, “Nonlinear self-coupling of Josephson radiation in superconducting tunnel junctions”, *Phys. Rev.* **147**, 255 (1966).
- [44] A.I. Larkin and Yu. N. Ovchinnikov, “Tunnel effect between superconductors in an alternating field”, *Zh. Eksp. Teor. Fiz.* **51**, 1535 (1966) [*Sov. Phys. JETP* **24**, 1035 (1967)].