

ON SAMPLING SYMMETRIC GIBBS DISTRIBUTIONS ON SPARSE RANDOM GRAPHS AND HYPERGRAPHS.

CHARILAOS EFTHYMIU^{*†}

ABSTRACT. In this paper, we present efficient algorithms for approximate sampling from symmetric Gibbs distributions on the sparse random graph and hypergraph. The examples we consider include (but are not restricted to) some important distributions on spin systems and spin-glasses. We consider the q state antiferromagnetic Potts model for $q \geq 2$, including the random colourings. We also consider the uniform distributions over the Not-All-Equal solutions of random k -CNF formulas. Finally, we present an algorithm for sampling from the *spin-glass* distribution called the k -spin model. To our knowledge this is the first, rigorously analysed, efficient algorithm for spin-glasses which operates in a non trivial range of the parameters of the distribution.

We rely on the approach that was introduced in [Efthymiou: SODA 2012] which summarises as follows: having the graph G at the input, the algorithm initially removes all the edges and generates a configuration for the empty graph. Then, iteratively, the algorithm puts the edges back one by one. If G_i is the subgraph we have at iteration i , our aim is to have a configuration σ_i which is distributed very close to the Gibbs distribution on G_i . The idea is to generate σ_i efficiently by *updating* appropriately the configuration of G_{i-1} . Working in that way, once all edges are put back, the algorithm outputs the configuration of G .

For a symmetric Gibbs distribution μ on a random (hyper)graph whose parameters are within an appropriate range, our sampling algorithm has the following properties: with probability $1 - o(1)$ over the instances of the input (hyper)graph, it generates a configuration which is distributed within total variation distance $n^{-\Omega(1)}$ from μ . The time complexity is $O(n^2 \log n)$, where n is the size of the input (hyper)graph.

It is evident that the algorithm requires a range of the parameters of the Gibbs distributions that coincide with those of the tree-uniqueness region, parametrised w.r.t. the expected degree d . To be more precise, this is true for distributions such that the uniqueness region is well-known. For cases like e.g., the anti-ferromagnetic Potts the algorithm works for the range of parameters which corresponds to what is conjectured to be the tree uniqueness.

For many of the distributions we consider here, we are far from establishing what is believed to be their tree uniqueness region. This imposes certain limitations to our purposes. That is, for a given set of the parameters of the Gibbs distribution we cannot use that the corresponding tree recursions converge to the desired fixed point. To this end, we build a novel approach which utilises the notion of *contiguity* between Gibbs distributions and the so-called *teacher-student model*, with the later distribution also known in various contexts as the *planted model*. With this approach we bring together tools and notions from sampling algorithms and statistical inference algorithms.

Key words: spin-system, spin-glass, sparse random (hyper)graph, approximate sampling, efficient algorithm.

AMS subject classifications: Primary 68R99, 68W25, 68W20 Secondary: 82B44

Date: November 28, 2021.

University of Warwick, Coventry, CV4 7AL, UK. Email: charilaos.efthymiou@warwick.ac.uk

^{*}Research supported by Centre of Discrete Mathematics and Applications (DIMAP), University of Warwick, EPSRC award.

[†] The author would like to thank Amin Coja-Oghlan for the fruitful discussions.

1. INTRODUCTION

Random constraint satisfaction problems (CSPs) have been a subject of intense study in combinatorics, computer science and statistical physics. In combinatorics the study of random CSPs goes back to the seminal work of Erdős and Rényi [23] which was asking what is the q -colourability threshold in the random graph. In computer science the study of random CSPs is motivated by a wealth of applications, i.e., they are used as algorithmic benchmarks for computationally hard problems such as graph colouring or k -SAT, they are studied as models for statistical inference, they are also used as gadgets for cryptographic constructions, or reductions in complexity theory to establish connections between phase transitions and computational hardness (e.g. [17, 24, 25, 29, 32]).

Physicists, independently, have been studying random CSPs as models of *disordered systems*. They have developed ingenious, however, mathematically non rigorous ideas which over the past decade or so, have grown into a generic toolkit called the *Cavity Method* [47, 42]. These ideas of physicists have blended the study of CSP in computer science and mathematics and this has yield some beautiful results (e.g., [16, 15, 30])

Random CSPs give rise to very interesting Gibbs distributions along with a wealth of related phase transitions [42]. In this work we consider the natural problem of sampling efficiently from such distributions. Particularly, our focus is on the so-called *symmetric* Gibbs distributions. This family includes very important examples such as the q -state Potts model for $q \geq 2$, the symmetric variations of random k -SAT such as the not-all-equal k -SAT (k -NAE-SAT), or *spin-glasses* like the k -spin model and many others distributions on graphs and hypergraphs.

Here, the underlying structure for the Gibbs distributions is an instance of a random graph, or a random hypergraph. Particularly, we consider instances of $\mathbf{G}(n, m)$, i.e., the random graph on n vertices and m edges, or instances of $\mathbf{H}(n, m, k)$, i.e., the random k -uniform hypergraph on m hyperedges. We assume that the expected degree $d > 0$ is a constant. Interestingly, our results hold for *any* constant $d > 0$, i.e., we do not need to assume that d is a “sufficiently large constant”.

Our focus is on approximate sampling. Our objective is to relate the performance of the algorithm with a certain phase region of the Gibbs distribution. Particularly, we want to relate it with the so-called tree-uniqueness region. We rely on the approach that was introduced by the author of this work in [20] and summarises as follows: having the graph G at the input, the algorithm initially removes all the edges and generates a configuration for the empty graph. Then, iteratively, the algorithm puts the edges back one by one. If G_i is the subgraph we have at iteration i , our objective is to have a configuration σ_i which is distributed very close to the Gibbs distribution on G_i . The idea is to generate σ_i by *updating* appropriately the configuration of G_{i-1} . Working in that way, once all edges are put back, the algorithm outputs the configuration of G .

A natural question that arises immediately is what is the update rule we could use with this approach? Our objective is to have one that is sufficiently generic that can be applied to *any* symmetric distribution, e.g., it can incorporate the diversity between the Potts model and the (spin-glass) k -spin model. Furthermore, we would like to avoid rules which are computationally expensive. The first contribution of this work comes exactly from introducing such an update rule. We introduce it by exploiting the observation that symmetric Gibbs distributions on a random graph, locally, converge to that of the random tree, e.g. see [11, 14]. In that respect, our rule can be viewed as an (appropriately adopted) coupling of Gibbs distributions on trees. Let us, also, remark that the time complexity of each update is almost linear in the size of the graph.

At this point, perhaps, a natural question is in what sense the algorithm is an approximation one. This comes from the fact that the update rule we propose has certain restrictions. Roughly speaking, each time an update is evoked, the set of vertices which change configuration should not be extensive, i.e., too large. However, in the execution of the algorithm it is possible that an extensive update takes place. This event signifies a certain kind of failure for the algorithm. It turns out that there is a natural way of showing that the accuracy of the algorithm is proportional to the failure probability.

In order to have meaningful approximation guarantees, we introduce a set of conditions for the specifications of the Gibbs distributions we consider. Someone could observe that in settings like the one we have here, the condition that arises naturally is the tree uniqueness, e.g., [21, 7]. However, the direct use of uniqueness imposes certain limitations for our objectives in this work. For many of the distributions we consider here, we are far from establishing what is believed to be their tree uniqueness region. As a matter of fact for many of them it is notoriously difficult to establish it even for a very limited range of their parameters. Practically, this means that for a given set of parameters we do not have a rigorous way of arguing that our distributional tree recursions converge to the desired fixed point. To this end, we build our approach on a set of conditions that does not assume the tree uniqueness condition at all. We rather exploit other phenomena of Gibbs distributions for random CSPs. Particularly, our approach builds on the notion of *contiguity* between Gibbs distributions and the so-called *teacher-student model* [45, 15, 12], with the later distribution also known in various contexts as the *planted model*, e.g. [1, 10, 49].

Roughly speaking, our conditions being satisfied implies that the probability for the update rule to fail is extremely small when it is applied to instances of the teacher-student model. Then, using contiguity, we argue that the failure probability cannot be much larger for the case of the Gibbs distribution.

To our knowledge this is the first time that the notion of contiguity is being exploited algorithmically for approximately sampling from Gibbs distributions. Note that the use of contiguity with the teacher-student model, i.e., the “planted trick”, is a powerful tool that has been instrumental for a lot important results in the area of random CSPs, e.g. just to mention a few [1, 4, 10, 49]. Also, the notion of contiguity is central in the study of statistical inference on networks [17, 50]. Particularly, it is used to establish *information theoretic* lower bounds for inference algorithms e.g., see [15, 12]. In that respect, our approach also brings together tools and notions from sampling algorithms and statistical inference on networks.

Roughly speaking, the result of this work is as follows: for a symmetric Gibbs distribution μ on a random (hyper)graph which satisfies our set of conditions, we present an approximation sampling algorithm with the following properties: with probability $1 - o(1)$ over the instances of the input (hyper)graph, our algorithm generates a configuration which is distributed within total variation distance $n^{-\Omega(1)}$ from μ . The time complexity is $O(n^2 \log n)$, where n is the size of the input (hyper)graph.

A natural question at this point in the presentation is how wide is the range of the parameters of the Gibbs distributions that the algorithm allows. Even though, our condition do not seem to have any direct relation to the actual tree uniqueness condition, our results give a strong indication that the range of the parameters that the algorithm works coincide with those of the tree-uniqueness region for degrees $\leq (1 + \epsilon)d$ and small $\epsilon > 0$. More specifically, this is true for distributions for which the tree uniqueness region is well-known. For cases like the anti-ferromagnetic Potts the algorithm works for the range of parameters which corresponds to what is conjectured to be tree-uniqueness.

The application of our algorithm is by no means restricted to the list of models we present in this paper. The choice of distributions we present here relies on having a common setting of analysis which keeps the length of the paper to a reasonable size. In that respect, we prove results for the anti-ferromagnetic q -state Potts model on graphs and hypergraphs, for any $q \geq 2$. This includes the zero-temperature model, i.e., the graph and hypergraph colourings, as well as the antiferromagnetic Ising model, i.e., $q = 2$. Furthermore, we show results for the k -NAE-SAT, for $k \geq 3$, and the spin-glass called the k -spin model, where $k \geq 2$ is an even integer, i.e., these values of k correspond to the k -spin model being symmetric.

Related work. There have been mainly two other works that propose sampling algorithms that rely on the same approach as the one we consider here. The first one is in [21], which is an algorithm for sampling colourings of the random graph. The other one is in [7] which studies the Potts model on the related random regular graph. It is clear from their context that these algorithm do not generalise to our setting because their update rules take advantage of special properties of the distributions they are sampling from.

With our work here, we improve on the algorithm in [21] by allowing *any* expected degree $d > 0$, i.e. rather than having sufficiently large d . Even though the results in [7] are for random regular graph, it is

conceivable that the algorithm which is specific to the ferromagnetic Potts model can be adopted to the setting of random graphs, too. However, the other results in [7] cannot be extended to random graphs, mainly because of the heavy dependence of the algorithm there on the maximum degree of the vertices.

Let us remark that there are many other approaches to sampling from Gibbs distributions (not-necessarily on random graphs). Perhaps the most popular one relies on the Markov Chain Monte Carlo Method (MCMC) [39, 26]. It turns out that the MCMC approach gives the strongest algorithm in terms of performance and approximation guarantees. The literature of MCMC algorithms is vast and includes some beautiful results, just to mention a few [3, 56, 35, 31, 51, 19, 22, 8, 18, 36, 9].

Furthermore, in the recent years, there have been approaches to sampling and counting which do not rely on the MCMC approach. Most of the non MCMC algorithms rely either on the strong spatial mixing approach, e.g. [57, 43, 58], or the algorithmic implications of the Lovasz Local Lemma, e.g., [48, 27, 33], or on Barvinok's approach [6], e.g., [52, 44, 37, 38].

From the above papers the ones that consider similar distributions are those in [22] and [58]. The first work is about MCMC sampling colourings and the second uses the so-called strong spatial mixing approach for the colourings and the Potts model. Our approach outperforms, by far, the above algorithm as far as the range of the parameters they are considered. However, we note that the algorithms in [22, 58] achieve better performance guarantees in the (more restricted) regions they operate.

1.1. Results. Consider a fixed k -uniform hypergraph $H_k = (V, E)$, where $k \geq 2$. Clearly, the graph case corresponds to having $k = 2$. A Gibbs distribution on H is specified by the set of spins \mathcal{A} and the weight functions $(\psi_e)_{e \in E}$, i.e. one function for each $e \in E$. We define the Gibbs distribution μ_H on the set of configurations \mathcal{A}^V , i.e., the assignments of spins to the vertices of H , such that each configuration $\sigma \in \mathcal{A}^V$ is assigned probability measure

$$\mu_H(\sigma) \propto \prod_{e \in E} \psi_e(\sigma(x_{e,1}), \sigma(x_{e,2}), \dots, \sigma(x_{e,k})),$$

where $x_{e,i}$ is the i -th vertex in the hyperedge e . We assume a predefined order for the vertices in each hyperedge. The symbol \propto means “proportional to”.

In many situations, we allow ψ_e to vary with e . For example, in k -NAE-SAT, or the k -spin model each ψ_e is chosen independently according to a predefined distribution. For the moment, and for the sake of exposition of our results, the reader may very well assume that all ψ_e s are the same and fixed.

Roughly speaking μ is symmetric, if for any $\sigma, \tau \in \mathcal{A}^V$ such that we can derive σ from τ by repermuling the spin classes, we have that $\mu(\sigma) = \mu(\tau)$. For example, assume that $\mathcal{A} = \{\pm 1\}$. If μ is symmetric, then for any two $\sigma, \tau \in \mathcal{A}^V$, such that $\sigma(x) = -\tau(x)$ for all $x \in V$, we have $\mu(\sigma) = \mu(\tau)$.

For $H_k = (V, E)$ with the weight functions $(\psi_e)_{e \in E}$, apart from the Gibbs distribution μ_H , we also consider the following: For each $e \in E$, let the distribution \mathbf{m}_e on the configurations of \mathcal{A}^e , i.e., on the vertices in e , such that

$$\mathbf{m}_e(\sigma) \propto \psi_e(\sigma(x_{e,1}), \sigma(x_{e,2}), \dots, \sigma(x_{e,k})) \quad \forall \sigma \in \mathcal{A}^e. \quad (1)$$

Note that \mathbf{m}_e corresponds to the Gibbs distribution of the hypergraph which has only the vertices in e and they are connected with the hyperedge e . As we will see very soon in our discussion, our algorithm makes an extensive use of this distribution.

Here, we consider the case where the underlying (hyper)graph structure is random. Particularly, we let $\mathbf{H} = \mathbf{H}(n, m, k)$ be the random k -uniform hypergraph on n vertices and m hyperedges. We let $d > 0$ be the expected degree, i.e., $m = dn/k$. Also, we assume that d is constant, i.e., $m = \Theta(n)$. For the case where $k = 2$, i.e., when we are dealing with a random graph, we usually denote it as $G(n, m)$.

For presenting our results we need to introduce the notion of total variation distance between distributions. Particularly, for two distributions μ and ν on \mathcal{A}^V we let

$$\|\mu - \nu\|_{tv} = (1/2) \sum_{\sigma \in \mathcal{A}^V} |\mu(\sigma) - \nu(\sigma)|.$$

For a vertex set $A \subseteq V$, we let $\|\mu - \nu\|_A$ be the total variation distance of the marginals of μ and ν on the set A .

Consider $\mathbf{H} = \mathbf{H}(n, m, k)$, of expected degree d , and let $\mu = \mu_{\mathbf{H}}$ be a symmetric Gibbs distribution on \mathbf{H} . We define a set of conditions which we call SET such that for our algorithm to be accurate we need that μ satisfy them. Note that, when we say that μ satisfies SET we imply that the specifications of μ satisfy the conditions, rather than the distributions itself.

With SET we utilise the notion of mutual *contiguity* between Gibbs distributions on \mathbf{H} and the so called *student-teacher* model for our algorithm. Roughly speaking, the hypergraph-configuration pair (\mathbf{H}^*, σ^*) is generated according to the student-teacher model by working as follows: choose σ^* randomly from \mathcal{A}^V . Given σ^* , we generate the *weighted* random hypergraph \mathbf{H}^* on n vertices and m hyperedges where the weight for each instance depends on σ^* . Contiguity implies that the typical properties of the pair (\mathbf{H}^*, σ^*) are the same as those of the pair (\mathbf{H}, σ) , where $\mathbf{H} = \mathbf{H}(n, m, k)$ and σ is distributed as in μ .

The description of SET we provide below is only a high level one. The precise statement of the conditions appears later in the presentation*.

SET: We say that the conditions in SET are satisfied with slack $\delta \in [0, 1]$ if the following holds:

B.1: for any hyperedge e in \mathbf{H} , letting \mathbf{m}_e^i be the distribution \mathbf{m}_e conditional on the configuration at $x_{1,e}$ being $i \in \mathcal{A}$, we have

$$\max_{i,j \in \mathcal{A}} \|\mathbf{m}_e^i - \mathbf{m}_e^j\|_A \leq \frac{1 - \delta}{d(k-1)},$$

where $A = \{x_{2,e}, x_{3,e}, \dots, x_{k,e}\}$.

B.2: There is mutual contiguity between the distributions induced by (\mathbf{H}, σ) and (\mathbf{H}^*, σ^*) , where $\mathbf{H} = \mathbf{H}(n, m, k)$ is of expected degree $\leq d$, and σ distributed as in $\mu_{\mathbf{H}}$, while (\mathbf{H}^*, σ^*) , which is distributed as in teacher-student model with the same expected degree.

A natural question is for which range of the parameters of the distributions we consider here SET is satisfied. Our results give a very strong indication that SET is satisfied for a range that corresponds to the so-called *tree-uniqueness region*.

We say that a Gibbs distribution μ exhibits tree uniqueness on the Δ -regular tree T , if the following holds: Let S_h be the set of vertices at distance h from the root r of T . Then, tree uniqueness corresponds to having

$$\lim_{h \rightarrow \infty} \max_{\sigma, \tau} \|\mu(\cdot \mid S_h, \sigma) - \mu(\cdot \mid S_h, \tau)\|_r = 0,$$

where $\mu(\cdot \mid S_h, \sigma)$ denotes the Gibbs distribution conditional on the configuration at S_h being σ . Similarly for $\mu(\cdot \mid S_h, \tau)$. The above indicates that the tree uniqueness expresses a certain kind of asymptotic independence between the configuration at the root r and that at S_h , for large h . The tree uniqueness region corresponds to the set of the parameters of μ such that the above condition holds.

Our results indicate that SET is satisfied by the symmetric distributions in their tree uniqueness region for degree $\leq (1 + \delta)d$. This is particularly evident for the distribution whose uniqueness region is known. For cases like the anti-ferromagnetic Potts, SET is satisfied in the region of parameters that is believed to be the tree uniqueness for degree $\leq (1 + \epsilon)d$, for small $\epsilon > 0$.

Note that contiguity holds way beyond the tree-uniqueness region of μ . In that respect the condition B.1 is the more restrictive in SET. We believe that it is possible to relax SET by substituting B.1 with a *weaker* condition. This would allow sampling in the so-called *non-reconstruction* region.

Theorem 1.1. *For $\delta \in (0, 1)$, for integer $k \geq 2$, for any $d > 0$ and integer $m = dn/k$ the following is true for our algorithm: Consider the random k -uniform hypergraph $\mathbf{H} = \mathbf{H}(n, m, k)$. Let $\mu = \mu_{\mathbf{H}}$ be a symmetric Gibbs distribution on \mathbf{H} which satisfies SET with slack δ . Then, with probability $1 - o(1)$, over*

*E.g. note that B.1 is a bit different when the weight functions are random.

the input instances \mathbf{H} , our algorithm generates a configuration whose distribution $\bar{\mu}$ is such that

$$\|\bar{\mu} - \mu\|_{tv} \leq n^{-\frac{\delta}{55 \log(dk)}}.$$

Note that the theorem does not require d to be a “sufficiently large constant”.

Theorem 1.2. For $k \geq 2$ and $d > 0$ and integer $m = dn/k$, consider the random k -uniform hypergraph $\mathbf{H} = \mathbf{H}(n, m, k)$. The time complexity of our algorithm on input \mathbf{H} is $O(n^2 \log n)$.

Theorem 1.2 follows as a corollary of Theorem 5.3.

Notation. Let the graph $G = (V, E)$ and the Gibbs distribution μ on the set of configurations \mathcal{A}^V . For a set $\Lambda \subseteq V$, μ_Λ denotes the marginal of μ on the vertex set Λ . Also, for a configuration $\sigma \in \mathcal{A}^V$ we let $\mu(\cdot \mid \Lambda, \sigma)$, denote the distribution μ conditional on the configuration at Λ being specified by σ . Furthermore, we interpret the conditional marginal $\mu_\Lambda(\cdot \mid \Lambda', \sigma)$, for $\Lambda' \subseteq V$, in the natural way. Concluding, for the configuration σ , we let $\sigma(\Lambda)$ denote the configuration that σ specifies on the set of vertices Λ .

2. ALGORITHMIC APPROACH

Recall that our algorithm is as follows: having the graph G at the input, the algorithm initially removes all the edges and generates a configuration for the empty graph. Then, iteratively, the algorithm puts the edges back one by one. If G_i is the subgraph we have at iteration i , our objective is to have a configuration σ_i which is distributed very close to the Gibbs distribution on G_i . The idea is to generate σ_i by updating appropriately the configuration of G_{i-1} . Working in that way, once all edges are put back, the algorithm outputs the configuration of G .

The main technical challenge is how to generate the configuration for G_i , given that of G_{i-1} . We describe the *update rule* in the setting of the following, simple, problem. Consider a symmetric Gibbs distribution. This can be any one among those we consider in the introduction. Consider, also, two high-girth, fixed, graphs $G = (V, E)$ and $G' = (V, E')$. Assume that G and G' differ on a single edge, i.e. compared to G , the graph G' has the extra edge $e = \{u, w\}$. Let μ and μ' be the Gibbs distributions of G and G' , respectively. We want to generate efficiently τ a sample from μ' , while we are give σ a sample from μ .

To facilitate our exposition of the update rule, assume that we already know $\tau(u)$ and $\tau(w)$, and they are such that $\tau(u) = \sigma(u)$ and $\tau(w) \neq \sigma(w)$. Recall that u, w are the ends of the extra edge e . In what follows, we focus on specifying τ for the rest of the vertices.

The plan is to visit each vertex z of G iteratively and specify $\tau(z)$. Let us be more specific. At each iteration t , we only know the configuration of τ for the vertices inside the set \mathcal{N}_t . Initially we have that $\mathcal{N}_0 = \{w, u\}$. Also, let the set $\mathcal{D} = \{\tau(w), \sigma(w)\}$. That is, \mathcal{D} contains the spins of the initial disagreement. At iteration t we pick a vertex z which is outside \mathcal{N}_t but has a neighbour $x \in \mathcal{N}_t$ which is disagreeing, i.e., $\tau(x) \neq \sigma(x)$. For the moment, assume that such vertex exists.

If $\sigma(z) \notin \mathcal{D}$, then we just set $\tau(z) = \sigma(z)$. On the other hand, if $\sigma(z) \in \mathcal{D}$, then we work as follows: there is a probability p_z , that depends on the configuration of σ and τ at \mathcal{N}_t , such that we set

$$\tau(z) = \begin{cases} \mathcal{D} \setminus \{\sigma(z)\} & \text{with prob. } p_z \\ \sigma(z) & \text{with prob. } 1 - p_z. \end{cases}$$

The first line implies that $\tau(z)$ gets the opposite configuration to $\sigma(z)$. E.g., if $\mathcal{D} = \{\text{red}, \text{blue}\}$ and $\sigma(z) = \text{red}$, then $\tau(z) = \text{blue}$. Once $\tau(z)$ is decided, set $\mathcal{N}_{t+1} = \mathcal{N}_t \cup \{z\}$ and continue with the next iteration.

Note that it could be that in iteration t , there is no vertex z outside \mathcal{N}_t which has a disagreeing neighbour inside \mathcal{N}_t . If this is the case, then for every z for which we have not specified $\tau(z)$, we just set $\tau(z) = \sigma(z)$. Once we have specified the assignment τ for every vertex z in the graph, the update rule terminates.

The probability p_z is determined in terms of a *maximal coupling* between the marginals of μ' and μ at z , conditional on $\tau(\mathcal{N}_t)$ and $\sigma(\mathcal{N}_t)$. We denote these marginal as $\mu'_z(\cdot \mid \mathcal{N}_t, \tau)$ and $\mu_z(\cdot \mid \mathcal{N}_t, \sigma)$, respectively.

Particularly, we have

$$p_z = \max \left\{ 0, 1 - \frac{\mu'_z(\sigma(z) \mid \mathcal{N}_t, \tau)}{\mu_z(\sigma(z) \mid \mathcal{N}_t, \sigma)} \right\}.$$

One can show that the above generates a *perfect* sample from the distribution μ' . There is an issue with this approach, though. It is not clear how we can compute the probabilities p_z , efficiently. Note that p_z relies on estimating conditional marginals of Gibbs distributions. In the settings we consider here, there is not any known efficient method that can compute these marginals. To this end, we use *different* probabilities. That is, we follow the previous steps and when at the iteration t we examine a vertex z for which $\sigma(z) \in \mathcal{D}$, we specify $\tau(z)$ as follows

$$\tau(z) = \begin{cases} \mathcal{D} \setminus \{\sigma(z)\} & \text{with prob. } q_z \\ \sigma(z) & \text{with prob. } 1 - q_z, \end{cases} \quad (2)$$

i.e., instead of p_z we use the probability q_z . Recall that we choose z because it has a disagreeing neighbour $x \in \mathcal{N}_t$. Each q_z can be expressed in terms of the simpler distribution \mathbf{m}_α , where α is the edge between z and x . Particularly, we have

$$q_z = \max \left\{ 0, 1 - \frac{\mathbf{m}_{\alpha,z}(\sigma(z) \mid x, \tau)}{\mathbf{m}_{\alpha,z}(\sigma(z) \mid x, \sigma)} \right\}. \quad (3)$$

Recall that from our notation that $\mathbf{m}_{\alpha,z}(\cdot \mid x, \tau)$ is the marginal of \mathbf{m}_α on z , conditional on x being set $\tau(x)$. Also, note from (1) that the distribution \mathbf{m}_α is very simple and can be computed very fast.

A natural question at this point is what is the distribution of τ when we use q_z instead of p_z . Particularly, how different is this distribution from μ' . We observe that if our graphs G and G' were trees, or forests, then we would have that $q_z = p_z$. That is, for trees our update rule generates perfect samples from μ' . In some sense, our approach amounts to approximating the probabilities p_z , which are difficult to compute, with those of the tree, which we can compute very fast. In light of our assumption that our graphs G and G' are of high-girth, i.e., locally tree-like, this approximation seems quite natural. Particularly, what motivates our choice for q_z is that, for the cases we consider here, the Gibbs distribution locally coverages to that of the tree.

Under certain conditions, our approach yields very good approximations of μ' . The update rule is accurate in the settings where, typically, the set of vertices that change assignment does not “grow too large”. To be more specific, let \mathcal{Q} be the set of vertices that change configuration during the update, i.e., their configuration under τ is different than that under σ . Somehow, our update rule runs into trouble when \mathcal{Q} induces a subgraph which contains one of the long cycles of G , or \mathcal{Q} reaches u . Particularly, in this case we consider that the algorithm *fails*. That is, our update rule outputs either a configuration $\tau \in \mathcal{A}^V$, or a fail status.

We establish a connection between the accuracy of the update and its failure probability. Interestingly this connections relies on notions from the theory of *reversible* Markov chains.

2.1. Accuracy and failure probabilities. We relate the approximation error of our algorithm with failure probabilities by exploiting a very interesting property of the update rule. We show that it satisfies a property which is a reminiscent of the *detailed balance equation* from the theory of reversible Markov chains [55].

In the setting we describe the update rule, assume that $\sigma(\{u, w\}) = \sigma$ and $\tau(\{u, w\}) = \tau$, for fixed $\sigma, \tau \in \mathcal{A}^{\{u, w\}}$. The update we described can be viewed as a process that, given a configuration which is distributed as in $\mu(\cdot \mid \{w, v\}, \sigma)$, it generates a configuration which is distributed (approximately) as in $\mu(\cdot \mid \{w, v\}, \tau)$. Note that we can use the same process towards the opposite direction, i.e., use a configuration that is distributed as in $\mu(\cdot \mid \{w, v\}, \tau)$ to generate a configuration which is (approximately) distributed as in $\mu(\cdot \mid \{w, v\}, \sigma)$. We refer to this process as the “reverse update”.

For any two configurations $\kappa, \eta \in \mathcal{A}^V$, let $P_{\sigma, \tau}(\kappa, \eta)$ be the probability that on input κ the update generates η . Note that this probability is w.r.t. the random choices of the rule. Then, the detailed balance equation is that

$$\mu(\kappa)P_{\sigma, \tau}(\kappa, \eta) = \mu(\eta)P_{\tau, \sigma}(\eta, \kappa).$$

Note that on the r.h.s. we use $P_{\tau,\sigma}(\cdot, \cdot)$. This is the probability for the “reverse update” to generate κ when the input is η . Also, note that the Gibbs distribution μ is unconditional.

Let $\bar{\mu}$ be the distribution of the output of the update. The approximation error is expressed in terms of the quantity $\|\bar{\mu} - \mu(\cdot | \{w, u\}, \tau)\|_{tv}$. In what follows, we give a brief, high level overview of how we use the detail balance to bound the aforementioned total variation distance using failure probabilities.

We need to focus on the failure probability not only of the update, but also of the reverse one. Let $F(\kappa)$ be the failure probability of the update rule when the input is κ . Similarly, let $F^{(r)}(\eta)$ be the failure probability for the reverse update when the input is η . Note that the failure probability for the update rule is equal to $\mathbb{E}[F(\kappa)]$, where κ is distributed as in $\mu(\cdot | \{w, u\}, \sigma)$. Similarly, the failure probability of the reverse update is $\mathbb{E}[F^{(r)}(\eta)]$, where η is distributed as in $\mu(\cdot | \{w, u\}, \tau)$.

Using the detail balance and an asymptotic independence result between the configuration of w and u under μ , we get the following: For any $\eta \in \mathcal{A}^V$ we have that

$$\bar{\mu}(\eta) = \sum_{\kappa \in \mathcal{A}^V} \mu(\kappa | \{w, v\}, \sigma) P_{\sigma,\tau}(\kappa, \eta) \approx \sum_{\kappa \in \mathcal{A}^V} \mu(\eta | \{w, v\}, \tau) P_{\tau,\sigma}(\eta, \kappa) = \mu(\eta | \{w, v\}, \tau) (1 - F^{(r)}(\eta)).$$

The detailed balance with the asymptotic independence are used for the derivation with the “ \approx ”. The last equation follows from the observation that summing $P_{\tau,\sigma}(\eta, \kappa)$ over κ is equal to the probability that the reverse update does not fail, when the input is η .

Furthermore, note that if the update has a positive failure probability, then $\sum_{\eta} \bar{\mu}(\eta) < 1$, i.e., apart from the configurations in \mathcal{A}^V , $\bar{\mu}$ gives positive measure to the failure status of the update. As discussed above, this probability measure is equal to $\mathbb{E}[F(\kappa)]$.

All the above provide a full description for $\bar{\mu}$ which, using elementary derivations, imply that

$$\|\bar{\mu} - \mu(\cdot | \{w, u\}, \tau)\|_{tv} \approx (1/2)(\mathbb{E}[F^{(r)}(\eta)] + \mathbb{E}[F(\kappa)]).$$

That is, the error is equal to the average of the failure probabilities of the update and the reverse update.

2.2. The failure probability on the random graph. Here study how the assumption that SET is satisfied implies that the failure probability is small for our algorithm when the input graph is an instance of the random graph $G = G(n, m)$ of expected degree $d > 0$.

Consider a setting which is a bit simpler than that we had for the basic description of the update rule. Let μ be a symmetric Gibbs distribution on G . For the sake of exposition of our approach assume that the weight functions for our Gibbs distribution are all the same and fixed. Given σ which is distributed as in μ , we use the update process to generate a configuration τ which is (approximately) distributed as in μ conditional on the vertex $u \in V$ is assigned $c \in \mathcal{A}$. Assuming that $\sigma(u) \neq c$, our focus is the probability of failure for this process.

We start by illustrating the basic intuition that underlies our approach. Assuming that SET is satisfied, the aim is to show that the size of the set of disagreeing vertices in the update process, i.e, the vertices x such that $\sigma(x) \neq \tau(x)$, grows *subcritically* at each iteration.

In the process the disagreements start from vertex u and iteratively propagate over the graph. Assume that there are not too many disagreements and the process, for the iteration t , chooses the vertex z which is adjacent to the disagreeing vertex x , i.e., we already know that $\tau(x) \neq \sigma(x)$. The probability of disagreement for z can be estimated by just using (2) and (3). These two rules make it apparent that the probability of disagreement at z depends on the configuration σ . Since σ is also random, i.e., it is distributed as in μ , the idea is to combine (2) and (3) with the randomness of σ and show that the probability of disagreement for z is $< 1/d$. Note that, we want to show that the probability of disagreement w.r.t. both the randomness of σ and the random choice of the update rule is smaller than $1/d$.

Exploiting the randomness of σ means that at iteration t of the process we only have exposed the configuration of σ for the vertices which the process has visited. The intuition is that, if the process hasn’t revealed the configuration of σ for too many vertices, then the marginal of the configuration z is very close

to $\mathbf{m}_e(\cdot \mid x, \sigma)$, where $e = \{x, z\}$. Note that this would imply that the probability of disagreement at z is upper bounded by approximately

$$\max_{c, c' \in \mathcal{A}} \|\mathbf{m}_e(\cdot \mid x, c) - \mathbf{m}_e(\cdot \mid x, c')\|_z.$$

We can get the subcritical growth by exploiting the assumption that the condition **B.1** holds. Recall that **B.1** implies that the above total variation distance is at most $(1 - \delta)/d$.

Of course all the above is just intuition. The lack of any spatial mixing condition makes it too difficult to argue that the marginal probability at z is very close to $\mathbf{m}_e(\cdot \mid x, \sigma)$ in our process. For this reason we employ the teacher-student model.

We consider the pair (\mathbf{G}^*, σ^*) from the student teacher model. That is, σ^* is a random assignment from \mathcal{A}^V . Then, given σ^* , \mathbf{G}^* is a weighted random graph, where the weight of each instance depends on the configuration σ^* . We use the pair (\mathbf{G}^*, σ^*) to study properties of the pair (\mathbf{G}, σ) , where σ is distributed as in μ . It turns out that working with the first pair is much easier than the second one. We use the contiguity, i.e., condition **B.2**, to argue that the typical properties of the pair (\mathbf{G}^*, σ^*) are also typical for (\mathbf{G}, σ) .

More specifically, we study the propagation of disagreements for the update process on the pair (\mathbf{G}^*, σ^*) . For this process, it almost immediate that the distribution of z is very close to $\mathbf{m}_e(\cdot \mid x, \sigma)$, i.e., we get it almost for free. The condition **B.1** implies that the growth of disagreement in \mathbf{G}^* is subcritical. Then, we employ contiguity, i.e., **B.2**, to show that if the probability of failure for the case of (\mathbf{G}^*, σ^*) is small, then the probability of failure for (\mathbf{G}, σ) cannot be much larger.

2.3. Applications.

2.3.1. The antiferromagnetic Ising Model. The Ising model on the graph $G = (V, E)$ is a distribution on the set of configurations $\{\pm 1\}^V$ such that each $\sigma \in \{\pm 1\}^V$ is assigned probability measure

$$\mu(\sigma) \propto \exp \left(\beta \cdot \sum_{\{x, y\} \in E} \mathbf{1}\{\sigma(x) = \sigma(y)\} + h \cdot \sum_{x \in V} \sigma(x) \right),$$

where $\beta \in \mathbb{R}$ is the so-called *inverse temperature* and h is the *external field*. Here, we consider the case where $\beta < 0$, which corresponds to the *antiferromagnetic* Ising model.

The distribution generalises immediately for the case of k -uniform hypergraph $H_k = (V, E)$ as follows: each $\sigma \in \{\pm 1\}^V$ is assigned probability measure

$$\mu(\sigma) \propto \exp \left(\beta \cdot \sum_{e \in E} \prod_{x, y \in e} \mathbf{1}\{\sigma(x) = \sigma(y)\} + h \cdot \sum_{x \in V} \sigma(x) \right).$$

It is straightforward to show that the Ising model on the graph G , or the hypergraph H_k , is symmetric when $h = 0$. As a point of reference for our results we consider the tree uniqueness regions of the antiferromagnetic Ising. It is well known that on the Δ regular tree, for $\Delta \geq 3$, the antiferromagnetic Ising model exhibits uniqueness, if and only if the inverse temperature β satisfies that

$$(1/2) \log \left(\frac{\Delta-2}{\Delta} \right) < \beta < 0.$$

For what follows, we let the function

$$\beta_{\text{Ising}}^-(\Delta, k) = (1/2) \log \left(\frac{\Delta(k-1)-2^{k-1}}{\Delta(k-1)} \right).$$

Note that for $k = 2$, $\beta_{\text{Ising}}^-(\Delta, k)$ coincides with the lower limit of the tree uniqueness region for the antiferromagnetic Ising model. Using Theorems 1.1 and 1.2, we show the following result.

Theorem 2.1. *For $\delta \in (0, 1)$, for any integer $k \geq 2$, for any $d > 0$ and for integer $m = dn/2$ the following is true for our algorithm:*

Consider the random k -uniform hypergraph $\mathbf{H} = \mathbf{H}(n, m, k)$. For $\gamma = \frac{\delta}{(1-\delta)} + \frac{1}{d(k-1)}$, let $\mu = \mu_{\mathbf{G}}$ be the antiferromagnetic Ising model on \mathbf{H} , with inverse temperature $\beta_{\text{Ising}}^-((1+\gamma)d, k) \leq \beta < 0$ and

external field $h = 0$. Then, with probability $1 - o(1)$ over the input instances \mathbf{H} , our algorithm generates in $O(n^2 \log n)$ steps a configuration whose distribution $\bar{\mu}$ is such that

$$||\bar{\mu} - \mu||_{tv} \leq n^{-\frac{\delta}{55 \log(dk)}}.$$

The proof of Theorem 2.1 appears in Section 10.1.

2.3.2. The antiferromagnetic Potts Model and the Colourings. The Potts model on the graph $G = (V, E)$ is a generalisation of the Ising model in the sense that it allows us to use q spins where $q \geq 2$, rather than just two. The q -state Potts model is a distribution on the set of configurations $[q]^V$, where $[q] = \{1, 2, \dots, q\}$ such that each $\sigma \in [q]^V$ is assigned probability measure

$$\mu(\sigma) \propto \exp \left(\beta \cdot \sum_{\{x,y\} \in E} \mathbf{1}\{\sigma(x) = \sigma(y)\} \right), \quad (4)$$

where $\beta \in \mathbb{R}$ is the inverse temperature. Of course there is a version of the distribution with external field, similarly to the Ising model. We do not consider cases with external field because they give rise to non symmetric distribution. We consider the antiferromagnetic Potts model, which corresponds to $\beta < 0$.

A very interesting case of Potts model is the *colouring model*, i.e., the uniform distribution over the proper q -colourings of the underlying graph G , i.e., we do not allow configurations with monochromatic edges. Note that the colouring model corresponds to having $\beta = -\infty$ in (4).

There is a natural extension of the Potts model to using a k -uniform hypergraph $H_k = (V, E)$. For this case, the distribution is defined as follows: every $\sigma \in [q]^V$ is assigned probability measure

$$\mu(\sigma) \propto \exp \left(\beta \cdot \sum_{e \in E} \prod_{x,y \in e} \mathbf{1}\{\sigma(x) = \sigma(y)\} \right).$$

From the above we also get the colouring model on the hypergraph by choosing $\beta = -\infty$.

Establishing the tree uniqueness regions for the q -state Potts model largely remains open. For the reader to appreciate our results, we provide the chart of the tree-uniqueness for the Δ -regular tree. Note that, what follows, is a blend of well-known results and conjectures. For the antiferromagnetic Potts model we have uniqueness if and only if one of the following conditions holds:

- $q > \Delta$ and $\beta < 0$ which includes $\beta = \infty$.
- $q < \Delta$ and $\log \left(\frac{\Delta-q}{\Delta} \right) < \beta < 0$.

The tree uniqueness for colourings is a well known result from [40]. Also, the non-uniqueness for $\log \left(\frac{\Delta-q}{\Delta} \right) > \beta$ follows from [29]. Establishing the uniqueness for general q, Δ seems to be challenging. There are only results for small values of q, Δ in [28].

We let the function

$$\beta_{\text{Potts}}^-(\Delta, q) = \log \left(\frac{\Delta-q}{\Delta} \right).$$

Using Theorems 1.1 and 1.2, we show the following result.

Theorem 2.2. For $\delta \in (0, 1)$, for $k \geq 2$, for any $d > 0$, for integer $m = dn/k$ the following is true for our algorithm: Let $\Delta_0 = \frac{(k-1)d}{(1-\delta)}$, while let β, q satisfy one of the following two cases

- (1) $q^{k-1} \leq \Delta_0$ and $\beta_{\text{Potts}}^-(\Delta_0 + 1, q^{k-1}) \leq \beta < 0$,
- (2) $q^{k-1} \geq \Delta_0 + 1$ and $\beta < 0$, including $\beta = -\infty$.

Consider the random k -uniform hypergraph $\mathbf{H} = \mathbf{H}(n, m, k)$. Let $\mu = \mu_G$ be the q -state antiferromagnetic Potts model on \mathbf{H} with inverse temperature β . Then, with probability $1 - o(1)$ over the input instances \mathbf{H} , our algorithm generates in $O(n^2 \log n)$ steps a configuration whose distribution $\bar{\mu}$ is such that

$$||\bar{\mu} - \mu||_{tv} \leq n^{-\frac{\delta}{55 \log(dk)}}.$$

The proof of Theorem 2.2 appears in Section 10.2.

Let us make some remarks about the implications to the above results for the colouring model. Theorem 2.2 implies an efficient algorithm for approximate sampling from the uniform distribution over the q colourings of the random k -uniform hypergraph $\mathbf{H}(n, m, k)$ of expected degree d , for a number of colours q roughly $q^{k-1} \geq (1 + \delta)d(k - 1)$. This result is new. Furthermore, with the above result we improve on the algorithm in [21] for the random graph colourings. Particularly, we improve on that we allow for any expected degree $d > 0$, rather than “sufficiently large d , but constant” we have in [21].

2.3.3. The k -NAE-SAT. For integer $k \geq 3$, let $\mathbf{F}_k(n, m)$ be a random propositional formula over the Boolean variables x_1, \dots, x_n . Particularly, $\mathbf{F}_k(n, m)$ is obtained by inserting m independent random clauses of length k such that no variable appears twice in the same clause. Here we consider formulas with $m = dn/k$ clauses for a fixed number d , i.e., on average every variable occurs in d clauses.

We focus on the “Not-All-Equal” satisfying assignment of $\mathbf{F}_k(n, m)$. A Boolean assignment σ of x_1, \dots, x_n is NAE-satisfying for $\mathbf{F}_k(n, m)$ if under both σ and its binary inverse $\bar{\sigma}$ all m clauses evaluate to “true”. The random k -NAE-SAT problem is one of the standard examples of random CSPs and has received a great deal of attention. In particular, in an influential paper Achlioptas and Moore [2] pioneered the use of the second moment method for estimating the partition functions of random CSPs with the example of random k -NAE-SAT

Our focus is on the uniform distribution over the NAE satisfying assignments of $\mathbf{F}_k(n, m)$. The following result is a corollary of Theorems 1.1 and 1.2.

Theorem 2.3. *For $\delta \in (0, 1)$, for $k \geq 3$, for any $0 < d < (1 - \delta)^{\frac{2^{k-1}-1}{k-1}}$ and for integer $m = dn/k$, the following is true for our algorithm: Consider $\mathbf{F}_k(n, m)$ and let μ be the uniform distribution over the NAE satisfying assignments of $\mathbf{F}_k(n, m)$. With probability $1 - o(1)$ over the input instances $\mathbf{F}_k(n, m)$, our algorithm generates in $O(n^2 \log n)$ steps a configuration whose distribution $\bar{\mu}$ is such that*

$$\|\bar{\mu} - \mu\|_{tv} \leq n^{-\frac{\delta}{55 \log(dk)}}.$$

The proof of Theorem 2.3 appears in Section 10.3.

As a point of reference for the performance of our *sampling* algorithm, note that it works in a region of parameters which is very close to those of *search* algorithms for the problem, e.g. see [13].

2.3.4. The k -spin model. For integer $k \geq 2$ consider the k uniform hypergraph $H_k = (V, E)$. Additionally, let $\mathbf{J} = (\mathbf{J}_e)_{e \in E}$ be a family of independent, standard Gaussians. The k -spin model on H_k at inverse temperature $\beta > 0$ is the distribution that assign each configuration $\sigma \in \{\pm 1\}^V$ the probability measure

$$\mu(\sigma) \propto \prod_{\alpha \in E} \exp\left(\beta \mathbf{J}_\alpha \prod_{y \in \alpha} \sigma(y)\right). \quad (5)$$

It is elementary to verify that the k -spin model is symmetric when $k \geq 2$ is an even integer. Here we consider the above distribution when the underlying (hyper)graph is an instance of $\mathbf{H} = \mathbf{H}(n, m, k)$ of expected degree d , i.e., $m = dn/k$. For what follows we consider the function

$$F_k(x) = \frac{|e^x - e^{-x}|}{(2^{k-1} - 1)e^{-x} + e^x}. \quad (6)$$

Theorem 2.4. *For $\delta \in (0, 1)$, for even integer $k \geq 2$, for any $d > 0$ and for any $\beta > 0$ such that*

$$\mathbb{E}[F_k(\beta \mathbf{J}_0)] \leq \frac{1-\delta}{d(k-1)},$$

where the expectation is w.r.t. the standard Gaussian random variable \mathbf{J}_0 , the following is true for our algorithm: Consider $\mathbf{H} = \mathbf{H}(n, m, k)$, where $m = dn/k$, and let μ be the k -spin model on \mathbf{H} at inverse temperature β . With probability $1 - o(1)$ over the input instances \mathbf{H} , our algorithm generates in $O(n^2 \log n)$ steps a configuration whose distribution $\bar{\mu}$ is such that

$$\|\bar{\mu} - \mu\|_{tv} \leq n^{-\frac{\delta}{55 \log(dk)}}.$$

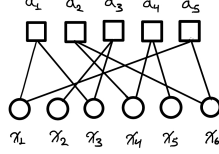


FIGURE 1. Factor Graph: Circles are variable nodes, squares are factor nodes.

The proof of Theorem 2.4 appears in Section 10.4.

3. FACTOR GRAPHS AND GIBBS DISTRIBUTIONS

In order to have a presentation of the algorithm that incorporates the analysis for both graphs and hypergraphs, we use the notion of *factor graph*.

Definition 3.1 (Factor graph). *Let \mathcal{A} be the set of spins, the integer $k \geq 2$, while let Ψ be a set of weight functions $\psi : \mathcal{A}^k \rightarrow [0, 2)$. A Ψ -factor graph $G = (V, F, (\partial a)_{a \in F}, (\psi_a)_{a \in F})$ consists of*

- a finite set V of variable nodes,
- a finite set F of factor nodes,
- an ordered k -tuple $\partial a = (\partial_1 a, \dots, \partial_k a) \in V^k$ for each $a \in F$,
- a family $(\psi_a)_{a \in F} \in \Psi^F$ of weight functions.

The Gibbs distribution of G is the probability distribution on \mathcal{A}^V defined by

$$\mu_G(\sigma) = \psi_G(\sigma) / Z(G) \quad \forall \sigma \in \mathcal{A}^V,$$

where

$$\psi_G(\sigma) = \prod_{a \in F} \psi_a(\sigma(\partial_1 a), \dots, \sigma(\partial_k a)) \quad \text{and} \quad Z(G) = \sum_{\tau \in \mathcal{A}^V} \psi_G(\tau). \quad (7)$$

We refer to $Z(G)$ as the *partition function*.

The use of the interval $[0, 2)$ in the above definition may seem arbitrary, but with 1 being the ‘neutral’ weight, this choice allows us to use the weight functions to either reward, or penalise certain value combinations. This is natural in glassy models such as the k -spin model. At the same time having an explicit upper bound on the values of ψ it makes some derivation simpler, without harming the generality of our results. We emphasise that the value 0 corresponds to having *hard constraints*.

To see how the distributions from Section 2.3 can be cast as factor graph models that satisfy the above constraints consider the case of the Potts model on the graph. For an integer $q \geq 2$ and a real $\beta > 0$ we let $\mathcal{A} = \{1, \dots, q\}$ and

$$\psi_{q,\beta} : (\sigma_1, \sigma_2) \in \mathcal{A}^2 \mapsto \exp(-\beta \mathbf{1}\{\sigma_1 = \sigma_2\}). \quad (8)$$

Let Ψ be the singleton $\{\psi_{q,\beta}\}$. Then the Potts model on a given graph $G = (V, E)$ can be cast as a Ψ -factor graph: we just set up the factor graph $G' = (V, E, (\partial e)_{e \in E}, (\psi_e)_{e \in E})$ whose variable nodes are the vertices of the original graph G and whose constraint nodes are the edges of G . For an edge $e = \{x, y\} \in E$ we let $\partial e = (x, y)$, where, say, the order of the neighbors is chosen randomly, and $\psi_e = \psi_{q,\beta}$, of course. The other distribution, apart from the k -spin model follow similarly.

For the k -spin model we have to argue about the constraint $\psi : \mathcal{A}^k \rightarrow [0, 2)$, for every $\psi \in \Psi$. Recall that for the k -spin model we have $\mathcal{A} = \{\pm 1\}$. For $J \in \mathbb{R}, \beta > 0$ we could define the weight function $\tilde{\psi}_{J,\beta}(\sigma_1, \dots, \sigma_k) = \exp(\beta J \sigma_1 \cdots \sigma_k)$ to match the definition (5) of the k -spin model. However, these functions do not necessarily take values in $[0, 2)$. To remedy this problem we introduce $\psi_{J,\beta}(\sigma_1, \dots, \sigma_k) = 1 + \tanh(J\beta) \sigma_1 \cdots \sigma_k$. Then (cf. [53])

$$\tilde{\psi}_{J,\beta}(\sigma_1, \dots, \sigma_k) = \cosh(J\beta) \psi_{J,\beta}(\sigma_1, \dots, \sigma_k). \quad (9)$$

Thus, let $\Psi = \{\psi_{J,\beta} : J \in \mathbb{R}\}$, let $\psi = \psi_{\mathbf{J},\beta}$, where \mathbf{J} is a standard Gaussian.

A Ψ -factor graph G induces a bipartite graph with vertex sets V and F where $a \in F$ is adjacent to $\partial_1 a, \dots, \partial_k a$. Therefore, we use common graph-theoretic terminology and refer to, e.g., the vertices $\partial_1 a, \dots, \partial_k a$ as the *neighbours* of a . Furthermore, the length of shortest paths in the bipartite graph induces a metric on the nodes of G . See an example of factor graph in Figure 1. We follow the convention to depict the variable nodes using cycles and the factor nodes using squares.

Disagreement Rate: Let the Ψ -factor graph $G = (V, F, (\partial a)_{a \in F}, (\psi_a)_{a \in F})$. For each $\alpha \in F$ we let the distribution

$$\mathbf{m}_\alpha(\eta) \propto \psi_\alpha(\eta) \quad \forall \eta \in \mathcal{A}^V. \quad (10)$$

Note that \mathbf{m}_α corresponds to the Gibbs distribution of the factor graph whose only factor node is α and the only variable nodes are $\partial\alpha$. As we already have seen in the informal description of the algorithm the distribution \mathbf{m}_a is used by the algorithm extensively.

Furthermore, we define the disagreement rate at the factor node α such that

$$\mathcal{R}_\alpha = \mathbb{E} \left[\max_{\sigma, \tau \in \mathcal{A}^{\partial\alpha}} \|\mathbf{m}_\alpha(\cdot \mid \partial_1 a, \sigma) - \mathbf{m}_\alpha(\cdot \mid \partial_1 a, \tau)\|_{\{\partial_{>1}\alpha\}} \right], \quad (11)$$

where the set $\partial_{>1}\alpha = \partial\alpha \setminus \{\partial_1\alpha\}$. The expectation is w.r.t. the randomness of the weight function of α . If ψ_α is fixed, then we can drop the expectation in the expression above.

3.1. The random factor graph and its Gibbs distribution. Here, we consider Gibbs distribution on random factor graphs, also known is the statistical physics bibliography as “Diluted mean-field models”. To define them formally we observe that any weight function $\psi : \mathcal{A}^k \rightarrow [0, 2)$ can be viewed as a point in $|\mathcal{A}|^k$ -dimensional Euclidean space. We thus endow the set of all possible weight functions with the σ -algebra induced by the Borel algebra. Further, for a weight function $\psi : \mathcal{A}^k \rightarrow [0, 2)$ and a permutation $\theta : \{1, \dots, k\} \rightarrow \{1, \dots, k\}$ we define $\psi^\theta : \Omega^k \rightarrow [0, 2)$, $(\sigma_1, \dots, \sigma_k) \mapsto \psi(\sigma_{\theta(1)}, \dots, \sigma_{\theta(k)})$. *Throughout the paper we assume that Ψ is a measurable set of weight functions such that for all $\psi \in \Psi$ and all permutations θ we have $\psi^\theta \in \Psi$.* Moreover, we fix a probability distribution \mathcal{P} on Ψ . We always denote by ψ an element of Ψ chosen from \mathcal{P} , and we set

$$q = |\mathcal{A}| \quad \text{and} \quad \chi = q^{-k} \sum_{\sigma \in \mathcal{A}^k} \mathbb{E}[\psi(\sigma)]. \quad (12)$$

For the factor graph G , we let ψ_{\min} be the minimum value of $\psi_\alpha(\tau)$, where τ varies over the support of ψ_α and α varies over the set of factor nodes F in G .

Furthermore, we always assume that \mathcal{P} is such that the following hold: for any $C > 0$, there exists $\ell_0 > 0$ such that for any $\ell < \ell_0$ and for any τ in the support of ψ we have that

$$\Pr[\psi(\tau) \leq \ell] \leq \ell^{-C}. \quad (13)$$

With the above conventions in mind suppose that $n, m > 0$ are integers. Then we define the random Ψ -factor graph $\mathbf{G} = \mathbf{G}(n, m, k, \mathcal{P})$ as follows: the set of variable nodes is $V_n = \{x_1, \dots, x_n\}$, the set of constraint nodes is $F_m = \{a_1, \dots, a_m\}$ and the neighbourhoods $\partial a_i \in V_n^k$ are chosen uniformly and independently for $i = 1, \dots, m$. Furthermore, the weight functions $\psi_{a_i} \in \Psi$ are chosen from the distribution \mathcal{P} mutually independently and independently of the neighbourhoods $(\partial a_i)_{i=1, \dots, m}$.

In this work we focus on the cases where $m = \Theta(n)$. Particularly, we assume that there is a fixed number $d > 0$ such that $m = dn/k$. Note that d is the expected degree of the variable nodes of \mathbf{G} .

Symmetric Gibbs distributions: Throughout this work we assume that we are dealing with a Ψ -factor graph \mathbf{G} which gives rise to a *symmetric* Gibbs distributions $\mu_{\mathbf{G}}$. For $\mu_{\mathbf{G}}$ to be symmetric, each $\psi \in \Psi$ should satisfy the following conditions.

SYM-1: For any two element set $\mathcal{D} \subseteq \mathcal{A}$ and for any $\sigma, \tau \in \mathcal{A}^k$ such that

$$\tau(i) = \begin{cases} \sigma(i) & \text{if } \sigma(i) \notin \mathcal{D} \\ \mathcal{D} \setminus \{\sigma(i)\} & \text{otherwise} \end{cases} \quad \forall i \in [k], \quad (14)$$

we have that $\psi(\tau) = \psi(\sigma)$.

SYM-2: For all $i \in \{1, \dots, k\}$, $c \in \mathcal{A}$ and $\psi \in \Psi$ we have

$$\sum_{\tau \in \mathcal{A}^k} \mathbf{1}\{\tau_i = c\} \psi(\tau) = q^{k-1} \chi \quad (15)$$

and for every permutation θ and every measurable $\mathcal{M} \subset \Psi$ we have $\mathcal{P}(\mathcal{M}) = \mathcal{P}(\{\psi^\theta : \psi \in \mathcal{M}\})$.

Teacher-Student model & Contiguity: Typically the structure of the random Ψ -factor graph \mathbf{G} is quite complex. This poses a lot of challenges in the study of the Gibbs distribution $\mu_{\mathbf{G}}$. A natural way of studying $\mu_{\mathbf{G}}$ is by means of the so-called *teacher-student* model [59] and the notion of *mutual contiguity*.

Suppose that $\sigma : V_n \rightarrow \mathcal{A}$ is an assignment of spins to variable nodes. Then, we introduce a random factor graph $\mathbf{G}^*(n, m, \mathcal{P}, \sigma)$ with variable nodes V_n and factor nodes F_m such that, independently for each $j = 1, \dots, m$, the neighbourhood $\partial\alpha_j$ and the weight function ψ_{α_j} are chosen from the following joint distribution: for any $y_1, y_2, \dots, y_k \in V_n$ and any measurable set $\mathcal{A} \subseteq \Psi$ we have

$$\Pr[\partial\alpha_j = (y_1, y_2, \dots, y_k), \psi_{\alpha_j} \in \mathcal{A}] = \frac{\mathbb{E}[\mathbf{1}\{\psi \in \mathcal{A}\} \psi(\sigma(y_1), \sigma(y_2), \dots, \sigma(y_k))]}{\sum_{z_1, \dots, z_k \in V_n} \mathbb{E}[\psi(\sigma(z_1), \sigma(z_2), \dots, \sigma(z_k)))]}. \quad (16)$$

Due to the independence of the individual factor nodes the distribution, $\mathbf{G}^*(n, m, \mathcal{P}, \sigma)$ is specified by the identity

$$\Pr[\mathbf{G}^*(n, m, \mathcal{P}, \sigma) = \mathbf{G}] = \frac{\psi_{\mathbf{G}}(\sigma)}{\mathbb{E}[\psi_{\mathbf{G}(n, m, k, \mathcal{P})}(\sigma)]} \Pr[\mathbf{G}(n, m, k, \mathcal{P}) = \mathbf{G}]. \quad (17)$$

The teacher-student model is a distribution over factor graph/configuration pairs. Consider the following experiment:

TCH1: choose an assignment $\sigma^* : V_n \rightarrow \mathcal{A}$, the “ground truth”, uniformly at random,

TCH2: generate $\mathbf{G}^* = \mathbf{G}^*(n, m, \mathcal{P}, \sigma^*)$

We say that the pair (\mathbf{G}^*, σ^*) is distributed as in the teacher-student model.

We can use the teacher-student model to investigate the typical properties of the Gibbs samples of \mathbf{G} by means of a well-known technique called “quite planting” [1, 5, 45]. This idea has been used critically in rigorous work on specific examples of random factor graph models, e.g., [49].

Formally, quiet planting applies if the factor graph/assignment pair (\mathbf{G}^*, σ^*) comprising the ground truth σ^* and the outcome $\mathbf{G}^* = \mathbf{G}^*(n, m, \mathcal{P}, \sigma^*)$ of **TCH1** – **TCH2** and the pair (\mathbf{G}, σ) consisting of the random Ψ -factor graph $\mathbf{G} = \mathbf{G}(n, m, k, \mathcal{P})$ and a Gibbs sample σ of \mathbf{G} are mutually contiguous. We say that (\mathbf{G}^*, σ^*) and (\mathbf{G}, σ) are mutually contiguous if we have the following:

$$\lim_{n \rightarrow \infty} \Pr[(\mathbf{G}^*, \sigma^*) \in \mathcal{S}_n] = 0 \quad \text{iff} \quad \lim_{n \rightarrow \infty} \Pr[(\mathbf{G}, \sigma) \in \mathcal{S}_n] = 0. \quad (18)$$

Here, however, we use a more quantitative version of contiguity. For $\omega = \omega(n)$ such that $\lim_{n \rightarrow \infty} \omega = \infty$ let $\mathcal{C}(\omega)$ be the event that $\log Z(\mathbf{G}) \geq \log \mathbb{E}[Z(\mathbf{G})] - \omega$. We will say that (\mathbf{G}^*, σ^*) and (\mathbf{G}, σ) are mutually contiguous if the following holds: for any ω such that $\lim_{n \rightarrow \infty} \omega = \infty$, we have $\Pr[\mathcal{C}(\omega)] = 1 - o(1)$, while for any sequence of events $(\mathcal{S}_n)_n$, we have

$$\Pr[(\mathbf{G}^*, \sigma^*) \in \mathcal{S}_n] \leq \omega \Pr[(\mathbf{G}, \sigma) \in \mathcal{S}_n \mid \mathcal{C}(\omega)] \quad \text{and} \quad \Pr[(\mathbf{G}, \sigma) \in \mathcal{S}_n \mid \mathcal{C}(\omega)] \leq \omega \Pr[(\mathbf{G}^*, \sigma^*) \in \mathcal{S}_n]. \quad (19)$$

Usually the relation in (18) is established by means of (19). Furthermore, the following is standard: if we have that $\Pr[\mathcal{C}(\omega)] = 1 - o(1)$, for any ω that tends to infinity, then (19) is also true. That is, for establishing the contiguity we only need to show that, typically, the fluctuations of $Z(\mathbf{G})$ are *bounded*.

3.2. Efficiency Conditions. Consider the random Ψ -factor graph $\mathbf{G} = \mathbf{G}(n, m, k, \mathcal{P})$ such that $m = d/k$, while the Gibbs distribution $\mu_{\mathbf{G}}$ is symmetric. For our algorithm to be accurate and efficient we need that the specifications for $\mu_{\mathbf{G}}$ to satisfy the conditions in SET. So as to describe SET, we need to introduce few notions. Given $\mathbf{G} = \mathbf{G}(n, m, k, \mathcal{P})$, consider the sequence $\mathbf{G}_0, \mathbf{G}_1, \dots, \mathbf{G}_m$, such that \mathbf{G}_0 contains no factor nodes, \mathbf{G}_m is identical to \mathbf{G} , while we get \mathbf{G}_i by removing a randomly chosen factor node from

\mathbf{G}_{i+1} . Furthermore, for $i = 0, \dots, m$, for any $\omega = \omega(n)$ such that $\lim_{n \rightarrow \infty} \omega = \infty$, let $\mathcal{C}_i(\omega)$ be the event that $\log Z(\mathbf{G}_i) \geq \log \mathbb{E}[Z(\mathbf{G}_i)] - \omega$. SET is as follows:

SET : We say the conditions in SET are satisfied with slack δ , if the following is true:

B.1: For each factor node α in \mathbf{G} we have that $\mathcal{R}_\alpha < \frac{1-\delta}{d(k-1)}$.

B.2: For any $\omega \rightarrow \infty$, we have that $\Pr[\bigwedge_{t=0}^m \mathcal{C}_t(\omega)] = 1 - o(1)$, while for any sequence of events $(\mathcal{S}_n)_n$, we have

$$\Pr[(\mathbf{G}_i, \boldsymbol{\sigma}) \in \mathcal{S}_n \mid \mathcal{C}_i(\omega)] \leq \omega \Pr[(\mathbf{G}_i^*, \boldsymbol{\sigma}^*) \in \mathcal{S}_n],$$

where $\boldsymbol{\sigma}$ is distributed as in the Gibbs distribution on \mathbf{G}_i , while $(\mathbf{G}_i^*, \boldsymbol{\sigma}^*)$ is generated according to the Teacher-Student model, with i edges in \mathbf{G}_i^* .

Theorem 3.2 implies that the distributions we consider in Section 2.3 satisfy the condition **B.2**.

Theorem 3.2. *For a set Ψ of weight functions that give rise to any of the symmetric Gibbs distributions we consider in Section 2.3 there exist $d_{\text{cond}} = d_{\text{cond}}(\Psi) > 0$ such that for any $0 < d < d_{\text{cond}}$ and any $k \geq 2$ the following is true: Consider the random Ψ -factor graph $\mathbf{G} = \mathbf{G}(n, m, k, \mathcal{P})$ such that $m = dn/k$. For any $\omega = \omega(n)$ such that $\lim_{n \rightarrow \infty} \omega = \infty$ we have that $\Pr[\bigwedge_{i=1}^m \mathcal{C}_i(\omega)] = 1 - o(1)$, while for any $i = 0, \dots, m$ we have that*

$$\Pr[(\mathbf{G}_i, \boldsymbol{\sigma}) \in \mathcal{S}_n \mid \mathcal{C}_i(\omega)] \leq \omega \Pr[(\mathbf{G}_i^*, \boldsymbol{\sigma}^*) \in \mathcal{S}_n]. \quad (20)$$

Note that the value of d_{cond} is much larger than the maximum value of d in the Gibbs uniqueness. For example, for the q -Colouring model, or the k -NAE-SAT, d_{cond} corresponds to an expected degree which is very close to the satisfiability threshold. The proof of Theorem 3.2 appears in Section 11.

4. THE ALGORITHM

For the sake of clarity, in this basic description of the algorithm, we do not consider random instances of graphs. Also assume that the weigh function assigned to the factor nodes are fixed.

Consider a Ψ -factor graph $G = (V, F, (\partial a)_{a \in F}, (\psi_a)_{a \in F})$ where each variable node is of degree at most Δ , for some integer $\Delta > 0$, while each factor node is of degree exactly $k \geq 2$. The weight functions $(\psi_a)_{a \in F}$ give rise to a *symmetric* Gibbs distribution μ_G . Furthermore, assume that the factor graph is of girth g , where $g > 0$ is large.

Initially, the algorithm creates the sequence of subgraphs G_0, G_1, \dots, G_m , where $m = |F|$. The sequence is such that G_0 has no factor nodes, i.e., it only has isolated variable nodes, while G_m is identical to G . Furthermore, two consecutive terms G_i and G_{i+1} differ in that G_{i+1} has the extra factor node $\alpha_i \in F$. We let μ_i be the Gibbs distribution that corresponds to G_i .

For each G_i , the algorithm generates the configuration $\boldsymbol{\sigma}_i$ which is distributed close to μ_i . Since G_0 has no factor nodes, μ_0 is a product measure. The algorithm generates the configuration $\boldsymbol{\sigma}_0$ by setting, independently for each variable node $x \in V$,

$$\boldsymbol{\sigma}_0(x) = \text{a uniformly random element of } \mathcal{A}. \quad (21)$$

For the configurations $\boldsymbol{\sigma}_{i+1}$ where $i \geq 0$, the idea is to generate them inductively, i.e., use $\boldsymbol{\sigma}_i$ to generate efficiently $\boldsymbol{\sigma}_{i+1}$. The output of the algorithm is the configuration $\boldsymbol{\sigma}_m$.

Assume that we have $\boldsymbol{\sigma}_i$ and we want to generate $\boldsymbol{\sigma}_{i+1}$. As a first step, the algorithm decides the configuration $\partial \alpha_i$, i.e., the variable nodes which are attached to the new factor node α_i . We have that

$$\Pr[\boldsymbol{\sigma}_{i+1}(\partial \alpha_i) = \tau] = \mathbf{m}_{\alpha_i}(\tau) \quad \forall \tau \in \mathcal{A}^{\partial \alpha_i}. \quad (22)$$

Note that the distribution we use to choose $\boldsymbol{\sigma}_{i+1}(\partial \alpha_i)$ is not the same as the marginal of μ_{i+1} on the set $\partial \alpha_i$. For the case we consider, though, these two distributions are very close to each other. We also note that the choice of $\boldsymbol{\sigma}_{i+1}(\partial \alpha_i)$ is oblivious to $\boldsymbol{\sigma}_i$. Clearly, there can be one or more variable nodes in $\partial \alpha_i$ at which the configuration $\boldsymbol{\sigma}_{i+1}$ and $\boldsymbol{\sigma}_i$ disagree.

Having decided $\sigma_{i+1}(\partial\alpha_i)$, it remains to specify the configuration for the remaining variable nodes in the graph. For this task, *ideally*, we would like a process that takes as an input a configuration which is distributed as in $\mu_i(\cdot \mid \partial\alpha_i, \eta)$ and outputs a configuration that is distributed as in $\mu_i(\cdot \mid \partial\alpha_i, \kappa)$, for any two configurations η and κ at $\partial\alpha_i$. To this end, we use a process that we call **Switch** with the following features: let τ_x and τ'_x be two configurations of $\partial\alpha_i$ that differ in exactly the variable node $x \in \partial\alpha_i$. The process **Switch**($G_i, \tau, \tau_x, \tau'_x$) where τ is distributed in $\mu_i(\cdot \mid \partial\alpha_i, \tau_x)$ generates efficiently a configuration which is distributed very close to $\mu_i(\cdot \mid \partial\alpha_i, \tau'_x)$.

Assume that after the step in (22), we have $\sigma_i(\partial\alpha_i) = \eta$ and $\sigma_{i+1}(\partial\alpha_i) = \kappa$, for two configurations $\kappa, \eta \in \mathcal{A}^{\partial\alpha_i}$. We generate the configuration σ_{i+1} from σ_i by utilising **Switch** in the following way: Let $\mathcal{F} = \{x_1, x_2, \dots, x_\ell\}$ contain every variable node in $\partial\alpha$ at which η and κ disagree, note that ℓ can be larger than one. Consider a sequence of configurations $\eta_0, \eta_1, \dots, \eta_\ell$ on $\partial\alpha_i$ such that $\eta_0 = \eta$, $\eta_\ell = \kappa$, while each η_j is derived from η by changing the assignment of the variable nodes $z \in \{x_1, x_2, \dots, x_j\}$ from $\eta(z)$ to $\kappa(z)$. Then we apply the following iteration: for $\tau_0 = \sigma_i$, set

$$\tau_j = \text{Switch}(G, \tau_{j-1}, \kappa_{j-1}, \kappa_j) \quad \text{for } j = 1, \dots, \ell. \quad (23)$$

The configuration we are aiming for is τ_ℓ . That is, set $\sigma_{i+1} = \tau_\ell$.

The basic algorithm which is called **Sampler**, is very simple. Essentially it consists of series of calls of the process **Switch** in the way we describe above. The following pseudocode is a synopsis of what has been discussed so far.

Sampler

Input : G

- 1: compute G_0, \dots, G_m
- 2: set σ_0 according to (21)
- 3: for $i = 0, \dots, m$ do
- 4: set $\sigma_{i+1}(\partial\alpha_i)$ according to (22)
- 5: generate $\kappa_0, \kappa_1, \dots, \kappa_\ell$ w.r.t. $\sigma_{i+1}(\partial\alpha_i)$ and $\sigma_i(\partial\alpha_i)$
- 6: set $\tau_0 = \sigma_i$
- 7: for $j = 1, \dots, \ell$ do
- 8: set $\tau_j = \text{Switch}(G, \tau_{j-1}, \kappa_{j-1}, \kappa_j)$
- 9: end-for
- 10: set $\sigma_{i+1} = \tau_\ell$
- 11: end-for

Output : σ_m

We study **Switch** in the following section, Section 4.1. We also study its performance, both in terms of time efficiency and accuracy. Subsequently, in Section 4.2, we use the results from Section 4.1 to study the performance of **Sampler**.

4.1. The process Switch. To avoid complex notation with a lot of indices, our description of **Switch** is disentangled from the description of the algorithm in the previous section. More specifically, we consider the Ψ -factor graph G of girth g , where g is large. Let $\mu = \mu_G$ be the corresponding Gibbs distributions which assume that is symmetric. Consider a small set A of distant variable nodes in G and let $\eta, \kappa \in \mathcal{A}^A$ which differ only on the assignment of $x \in A$.

We study **Switch**(G, σ, η, κ), where σ is distributed as in $\mu(\cdot \mid A, \eta)$. Also, we let τ be the configuration at the output of the process. We let $\nu_{\eta, \kappa}$ be the distribution of τ . Ideally, we would like $\nu_{\eta, \kappa}$ to be identical to $\mu(\cdot \mid A, \kappa)$. Later in the presentation we study the relation between $\nu_{\eta, \kappa}$ and $\mu(\cdot \mid A, \kappa)$. We start with the description of the process.

Switch(G, σ, η, κ) is an *iterative* process. It starts from x , the disagreeing node, and iteratively visits nodes of the graph. It uses the sets of variable nodes \mathcal{N} and \mathcal{Q} . At each iteration, \mathcal{N} contains the nodes for

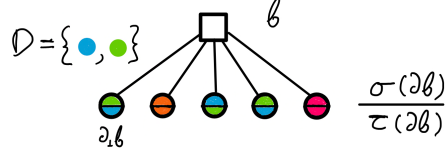


FIGURE 2. Configuration $\tau(\beta)$ when (25) applies.

which the process has specified τ . The set $\mathcal{Q} \subseteq \mathcal{N}$ contains all the disagreeing variable nodes in \mathcal{N} , i.e., every node $z \in \mathcal{N}$ such that $\tau(z) \neq \sigma(z)$. Initially we set $\tau(\Lambda) = \kappa$, while $\mathcal{N} = \{\Lambda\}$ and $\mathcal{Q} = \{x\}$.

We let $\mathcal{D} = \{\eta(x), \kappa(x)\}$, i.e., \mathcal{D} contains the spins of the disagreement of κ and τ . At iteration t , we choose a factor node $\beta \notin \mathcal{N}$ which is adjacent to a variable node in \mathcal{Q} . If $\partial\beta$ contains more than one variable nodes whose configuration under τ is known, then we consider that *Switch fails* and the process terminates. Otherwise, i.e., $\partial\beta$ contains *exactly one* variable node whose configuration under τ is known and this is in \mathcal{Q} , *Switch* decides on the assignment under τ for the remaining variable nodes in $\partial\beta$.

W.l.o.g. assume that $\partial_1\beta$ is the one node in $\partial\beta$ whose configuration under τ is already known. The process decides on the assignment of $\partial_{>1}\beta$, i.e., the set of nodes $\partial_r\beta$ for $r > 1$, as follows: With probability $1 - q_\beta$, it sets

$$\tau(\partial_r\beta) = \sigma(\partial_r\beta) \quad \text{for each } r = 2, 3, \dots, k. \quad (24)$$

With the complementary probability, i.e., with probability q_β , it sets

$$\tau(\partial_r\beta) = \begin{cases} \mathcal{D} \setminus \{\sigma(\partial_r\beta)\} & \text{if } \sigma(\partial_r\beta) \in \mathcal{D} \\ \sigma(\partial_r\beta) & \text{otherwise,} \end{cases} \quad \text{for } r = 2, 3, \dots, k. \quad (25)$$

The probability q_β is defined as follows:

$$q_\beta = \max \left\{ 0, 1 - \frac{\mathfrak{m}_\beta(\hat{\sigma}(\partial\beta) \mid \partial_1\beta, \tau)}{\mathfrak{m}_\beta(\sigma(\partial\beta) \mid \partial_1\beta, \sigma)} \right\}, \quad (26)$$

where $\hat{\sigma}$ is such that $\hat{\sigma}(\partial_1\beta) = \tau(\partial_1\beta)$, while for any $j \neq 1$ we have $\hat{\sigma}(\partial_j\beta) = \sigma(\partial_j\beta)$.

Figure 2 shows an example where at factor node β we update according to (25). The top configuration is σ and the bottom is τ . Note that all the assignments that are not in \mathcal{D} remain the same, while the assignments in \mathcal{D} switch, from blue to green and the other way around.

After deciding the new configuration at $\partial\beta$, the process update the sets \mathcal{N} and \mathcal{Q} , appropriately. That is, it inserts into \mathcal{N} the factor node β and the variable nodes $\partial\beta$. Also, it inserts into \mathcal{Q} all the disagreeing nodes from $\partial_{>1}\beta$. This concludes the iteration t of the process.

At the beginning of an iteration, it could be that we cannot find a factor node β such that $\partial\beta \cap \mathcal{Q} \neq \emptyset$. If this is the case, then the iterations end. However, it can be that there are variable nodes whose assignment under τ is not specified. If this is the case, for each variable node z for which $\tau(z)$ is not known the process sets

$$\tau(z) = \sigma(z).$$

After the above step, *Switch* returns τ and ends.

The pseudo-code that follows is a synopsis of what we described above for *Switch*. In the pseudo-code we use $\eta \oplus \kappa$, to denote the set of variable nodes on which the configurations η, κ disagree.

Switch

Input : G, σ, η, κ

1: set $\tau(\Lambda) = \kappa$

2: set $\mathcal{N} = \Lambda$ and $\mathcal{Q} = \eta \oplus \kappa$

3: while there is $\beta \notin \mathcal{N}$ such that $\partial\beta \cap \mathcal{Q} \neq \emptyset$ do

```

4:   if  $|\partial\beta \cap \mathcal{N}| > 1$  then
5:     Output : Fail
6:   end-if
7:   set  $M = \partial\beta \setminus \mathcal{N}$ 
8:   set  $\theta(M)$  according to (25)
9:   set
      
$$\tau(M) = \begin{cases} \sigma(M) & \text{w.p. } 1 - q_\beta \\ \theta(M) & \text{w.p. } q_\beta \end{cases}$$

11:  set  $\mathcal{N} = \mathcal{N} \cup M \cup \{\beta\}$ 
12:  set  $\mathcal{Q} = \mathcal{Q} \cup (\tau(M) \oplus \sigma(M))$ 
13: end-while
14: for every  $z$  s.t.  $\tau(z)$  is not specified
15:   set  $\tau(z) = \sigma(z)$ 
16: end-for
Output :  $\tau$ 

```

In what follows, we study `Switch` in terms of its accuracy. The accuracy is closely related to the probability of the processing failing. Note that this probability is w.r.t. the randomness of the input configuration σ as well as the random choices of the process. Let

$$\mathcal{Q} = \max_{\kappa_x, \eta_x} \Pr[\text{Switch}(G, \sigma_x, \eta_x, \kappa_x) \text{ fails}],$$

where η_x, κ_x vary over configurations of Λ which differ only on $x \in \Lambda$ and σ_x is distributed as in $\mu(\cdot \mid \Lambda, \eta_x)$. We bound the total variation distance between $\nu_{\eta, \kappa}$ and $\mu(\cdot \mid \Lambda, \kappa)$ by using \mathcal{Q} . Particularly, we have the following result.

Lemma 4.1. *Consider the process `Switch`(G, σ, η, κ) we define above. We have that*

$$\|\mu(\cdot \mid \Lambda, \kappa) - \nu_{\eta, \kappa}\|_{tv} \leq \max \{1, 7|\Lambda||\mathcal{A}|^{|\Lambda|}\mathcal{Q}\}.$$

Lemma 4.1 is a special case of Proposition 7.1. For a proof we refer the reader to the proof of this result.

For deriving the above result we establish a property for the process `Switch`, which is reminiscent of the so-called *detailed balance equation* of the reversible Markov chains [55]. Let is stated it precisely.

For $\eta, \kappa \in \mathcal{A}^\Lambda$ any $\theta, \xi \in \mathcal{A}^V$, such that $\theta(\Lambda) = \eta$ and $\xi(\Lambda) = \kappa$, let

$$P_{\eta, \kappa}(\theta, \xi) = \Pr[\xi = \text{Switch}(G, \theta, \eta, \kappa)],$$

where the event in the probability on the r.h.s. implies that `Switch` returns the configuration ξ . The “detailed balance” property of `Switch` is stated in the following theorem.

Theorem 4.2 (Detailed Balance). *For $\eta, \kappa \in \mathcal{A}^\Lambda$, and for any $\theta, \xi \in \mathcal{A}^V$, we have that*

$$\mu(\theta)P_{\eta, \kappa}(\theta, \xi) = \mu(\xi)P_{\kappa, \eta}(\xi, \theta).$$

Theorem 4.2 is a special case of Theorem 6.1, i.e., the later theorem applies to a more general class of graphs. For this reason we omit its proof.

In Section 2 we gave a rough description of how we use the detail balance to derive accuracy results, particularly, to relate the accuracy with failure probabilities of the process. For the full description of the derivations see the proof of Proposition 7.1.

As far as the time complexity of `Switch` is concerned, we use the following result:

Lemma 4.3. *Consider `Switch`(G, σ, η, κ) we defined above. The time complexity of the process is $O(k^2(m+n))$, where k is the degree of the factor nodes, while m, n are the numbers of factor and variable nodes, respectively.*

We prove the above results by making some, standard, assumptions about the representation of the input. Particularly, we assume that we can access any node in G in time $O(1)$. Also, when the process accesses a node $z \in V \cup F$, it can also access any of its neighbours in time $O(1)$. Furthermore, for each $z \in V$ it has access to the configuration $\sigma(z)$ and $\tau(z)$ in time $O(1)$. Finally, assume that each of the steps in (24), (25) can be implemented in $O(1)$ time.

Proof. Assume that we have a queue S of factor nodes. Initially, S only contains ∂x . Recall that x is the variable node on which η and κ disagree. At each iteration the algorithm pops β , the element at the top of S , and updates the configuration of $\partial\beta$ appropriately. Then, if there is no failure, the algorithm pushes into S the neighbours of every disagreeing element in $\partial\beta$.

Each factor node can only be pushed and popped $O(k)$ times, while each pushing and popping in S requires $O(1)$ time. Furthermore, once we pop a factor node β we need $O(k)$ steps to decide the configuration of $\partial\beta$. Since we have m factor nodes we get that the iterative part of `Switch` requires $O(k^2m)$ steps.

Deciding the assignment under τ for the variable nodes in $V \setminus \mathcal{N}$ requires $O(n)$ steps. Recall that we can access each of variable nodes z and check if $\tau(z)$ is set in $O(1)$. If not, we set $\tau(z) = \sigma(z)$ in $O(1)$ steps.

The above implies that `Switch`(G, σ, η, κ) requires $O(k^2(m+n))$ steps, when it does not fail. The lemma follows by noting that when `Switch` fails, it does not execute more than $O(k^2(m+n))$ steps. \square

4.2. Performance of Sampler. Here, we use the results from Section 4.1 to describe the performance of the algorithm both in terms of accuracy and time efficiency. We start with the accuracy. Let

$$\mathcal{Q}_i = \sum_{x \in \partial\alpha_i} \max_{\kappa_x, \eta_x} \Pr[\text{Switch}(G_i, \sigma_x, \eta_x, \kappa_x) \text{ fails}],$$

where κ_x, η_x vary over configurations of $\partial\alpha_i$ which differ on x and σ_x is distributed as in $\mu_i(\cdot \mid \partial\alpha_i, \eta_x)$.

Lemma 4.4. *Consider Sampler on input the Ψ -factor graph $G = (V, F, (\partial a)_{a \in F}, (\psi_a)_{a \in F})$. Let μ be the Gibbs distribution on G and assume that μ is symmetric. Let $\bar{\mu}$ be the distribution induced by the output of Sampler. We have that*

$$\|\mu - \bar{\mu}\|_{tv} \leq 10k|\mathcal{A}|^k \sum_{i=1}^m \mathcal{Q}_i, \quad \text{where } m = |F|.$$

Lemma 4.4 is a special case of Theorem 5.2. For a proof we refer the reader to this result.

Furthermore, we have the following result for the time complexity.

Lemma 4.5. *Consider Sampler on input Ψ -factor graph $G = (V, F, (\partial a)_{a \in F}, (\psi_a)_{a \in F})$. The time complexity of Sampler is $O(k^3m(n+m))$, where $m = |F|$ and $n = |V|$.*

Proof. The lemma follows immediately from Lemma 4.3. Particularly, we only need to observe that Sampler executes $m \times k$ many times the process `Switch`, while the parameter Λ in Lemma 4.3 corresponds to $\partial\alpha_i$. Furthermore, we have that deciding each $\sigma_i(\partial\alpha_i)$ takes $O(1)$ time. \square

5. RANDOM FACTOR GRAPH & SAMPLING

Building on the results from Section 4, we present our algorithm in its full generality. Particularly, we consider sampling configurations from Gibbs distributions on the random Ψ -factor graph $G = G(n, m, k, \mathcal{P})$, for integer $k \geq 2$, $d > 0$ and $m = dn/k$. We assume that the Gibbs distribution $\mu = \mu_G$ is symmetric.

The new element in our analysis is that, typically, G contains a small number of short cycles which are far apart from each other. So far we have been assuming that the underlying factor graph is of high girth, i.e., there are no short cycles at all. The existence of these cycles requires a bit of attention. From now on, a cycle in G is considered to be short if its length is less than $(\log_{dk} n)/10$.

We let $\mathcal{G} = \mathcal{G}(n, d, k)$ be the family of instances of $G(n, m, k, \mathcal{P})$, where $m = dn/k$, such that there are no two cycles of length at most $(\log_{dk} n)/10$ which share nodes. As far as the short-cycle structure of G is concerned, we use the following result.

Lemma 5.1. *With probability $1 - O(n^{-2/3})$ over the instances of $G = G(n, m, k, \mathcal{P})$ we have that $G \in \mathcal{G}$.*

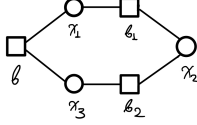


FIGURE 3. β is in a short cycle

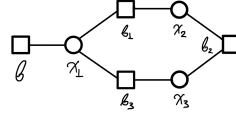


FIGURE 4. $\partial\beta$ intersects with a short cycle

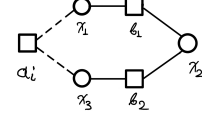


FIGURE 5. short cycle from α_i

Proof. For brevity, let $\ell_0 = (\log_{dk} n)/10$. If there are two cycles of length at most ℓ_0 in \mathbf{G} that intersect, then there are sets B and Φ of variable and factor nodes, respectively, such that the following holds: letting $|B| = r_1$ and $|\Phi| = r_2$, we have $|r_1 - r_2| \leq 1$, while the number of edges that these sets span is $r_1 + r_2 + 1$. Furthermore, we have that $r_1 + r_2 < 2\ell_0$.

Let D be the event that \mathbf{G} contains sets like B and Φ we describe, above. Since $|B|, |\Phi| = O(\log n)$, it is elementary to verify that each edge between a variable node in B and a factor node in Φ appear with probability at most $(1 + O(\log n/n))^{\frac{k}{n}}$, regardless of the other edges between the two sets. Then, setting $r = r_1 + r_2$ we have that

$$\begin{aligned} \Pr[D] &\leq (1 + o(1)) \sum_{r=4}^{2\ell_0} \sum_{r_1: |2r_1 - r| \leq 1} \binom{n}{r_1} \binom{m}{r - r_1} \binom{r_1(r - r_1)}{r + 1} \left(\frac{k}{n}\right)^{r+1} \\ &\leq 2 \sum_{r=4}^{2\ell_0} \sum_{r_1: |2r_1 - r| \leq 1} \left(\frac{ne}{r_1}\right)^{r_1} \left(\frac{dne}{k(r - r_1)}\right)^{r - r_1} \left(\frac{r_1(r - r_1)e}{(r + 1)}\right)^{r+1} \left(\frac{(1 + o(1))k}{n}\right)^{r+1} \\ &\leq 2 \frac{ek}{n} \sum_{r=4}^{2\ell_0} \sum_{r_1: |2r_1 - r| \leq 1} e^{2r} d^{r - r_1} k^{r_1} r_1^{r - r_1 + 1} (r - r_1)^{r_1 + 1} (r + 1)^{-(r+1)}, \end{aligned}$$

where for the second derivation we use the standard inequality $\binom{N}{t} \leq (Ne/t)^t$. Furthermore, noting that our assumption about r and r_1 implies that $\frac{r-1}{2} \leq r_1 \leq \frac{r+1}{2}$, we have that

$$\begin{aligned} \Pr[D] &\leq \frac{e\sqrt{dk^3}}{n} \sum_r \sum_{r_1} r \left(\frac{dke^4}{4}\right)^{\frac{r}{2}} \left(\frac{r+1}{2}\right)^2 \leq \frac{2e\sqrt{dk^3}}{n} \sum_r r \left(\frac{dke^4}{4}\right)^{\frac{r}{2}} \left(\frac{r+1}{2}\right)^2 \\ &\leq \frac{8\ell_0^3 e\sqrt{dk^3}}{n} \sum_{r=4}^{2\ell_0} (dke^4)^{\frac{r}{2}} \\ &\leq \frac{C(\log n)^3}{n} (dke^4)^{\ell_0} \leq n^{-2/3}, \end{aligned}$$

in the one prior to last inequality, we choose $C > 0$ to be a sufficiently large constant, while we use that $\ell_0 = \Theta(\log n)$. The lemma follows. \square

If we applied Sampler directly on a typical instance of \mathbf{G} , the issue of the sort cycles would arise in two different situations. The first one is during the iterations of the process Switch. More specifically, at some iteration it could be that the process chooses a factor node β which either belongs to a short cycle, or it has a neighbour which belongs to a short cycle, e.g., see Figures 3 and 4. The second case arises when the addition of α_i introduces a short cycle in \mathbf{G}_{i+1} which does not exist in \mathbf{G}_i , e.g. see Figure 5. It is easy to see that the existence of short cycles in both of these two situations increases dramatically the probability of fail for the algorithm and consequently the accuracy deteriorates. To this end, we introduce a variation of the algorithm Sampler that is able to handle graphs in \mathcal{G} . That is, it does not allow the short cycle decrease the accuracy of the sampling, as long as they are apart from each other. We call this algorithm RSampler.

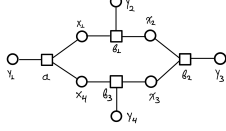


FIGURE 6. The graph H .

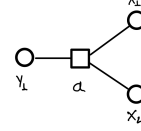


FIGURE 7. Single factor node

5.1. The algorithm RSampler: As in the case of Sampler, the algorithm RSampler creates a sequence of subgraphs. Given G , we have the sequence G_0, G_1, \dots, G_m , such that G_0 contains no factor nodes, G_m is identical to G . We get G_i by removing a randomly chosen factor node from G_{i+1} and all its incident edges. We call this factor node α_i .

Note that each G_i is distributed as in $G(n, i, k, P)$. The choice of the above sequence is not by coincidence. In order to apply contiguity we need the specific distribution for each G_i .

For each G_i , the algorithm generates the configuration σ_i which is distributed close to μ_i . RSampler iteratively generates σ_{i+1} by using σ_i , while σ_0 is acquired as in (21). We describe how it uses σ_i to generate efficiently the configuration σ_{i+1} , in this new setting.

As a first step the algorithm decides the configuration $\sigma_{i+1}(\partial\alpha_i)$. If α_i does not introduce a new short cycle in G_{i+1} , then $\sigma_{i+1}(\partial\alpha_i)$ is generated as in (22). If on the other hand it does, then we work differently. Assume the addition of the factor node α_i to G_i connects the ends of the path $P = x_1, \beta_1, x_2, \beta_2, \dots, x_\ell$, where $2\ell \leq (\log_{dk} n)/10$, i.e., we have $x_1, x_\ell \in \partial\alpha_i$. Let H be the subgraph of G_{i+1} that is induced by both the variable and factor nodes in P , $\partial\alpha_i$ and α_i , as well as all the variable nodes that are adjacent to the factor nodes in P e.g., see in Figure 6 the graph H when $\ell = 4$ and $k = 3$. Let μ_H be the Gibbs distribution on H . We use the marginal of μ_H at $\partial\alpha_i$ to obtain the configuration at $\sigma_{i+1}(\partial\alpha_i)$, i.e., we have that

$$\Pr[\sigma_{i+1}(\partial\alpha_i) = \tau] = \mu_{H, \partial\alpha_i}(\tau) \quad \forall \tau \in \mathcal{A}^{\partial\alpha_i}. \quad (27)$$

If the above step applied to the example of Figure 6, then we would update the variable nodes y_1, x_1, x_4 according to the Gibbs distribution of the graph there. To compare with earlier case, recall that if there is no new short cycle with α_i , for $\sigma_{i+1}(\partial\alpha_i)$ we use the Gibbs distribution of the graph in Figure 7.

It is clear that the distribution according which we choose $\sigma_{i+1}(\partial\alpha_i)$ is not the same as the corresponding marginal of μ_{i+1} . This choice introduces an error. For the cases we consider here, we are going to show that this error is very small. A natural question, here, is whether we can implement the update in (27) efficiently. It turns out that we can because H is a unicyclic graph. We give further details about the implementation of the update in (27) later in the presentation.

Having decided $\sigma_{i+1}(\partial\alpha_i)$, we describe how the algorithm decides the configuration for the remaining variable nodes in G_{i+1} .

Let $M \subseteq \partial\alpha_i$ be the set that contains the neighbours of α_i which are at distance less than $(\log_{dk} n)/10$. Clearly, if α_i does not introduce a new short cycle in G_{i+1} , then M is empty. On the other hand, if α_i introduces a new short cycle in G_{i+1} , then M contains two nodes. Considering $\sigma_i(\partial\alpha_i)$ and $\sigma_{i+1}(\partial\alpha_i)$, we let $\mathcal{F} = \{y_1, y_2, \dots, y_r\}$ contain all the variable nodes in $\partial\alpha_i \setminus M$ at which the two configurations disagree. It could be that σ_i and σ_{i+1} disagree on M . Note that these disagreements are not included in \mathcal{F} . The algorithm considers the sequence of configurations $\kappa_0, \kappa_1, \dots, \kappa_r$ at $\partial\alpha_i$ such that $\kappa_0 = \sigma_i(\partial\alpha_i)$, while each κ_j is derived from $\sigma_i(\partial\alpha_i)$ by changing the assignment of the variable nodes $z \in \{y_1, y_2, \dots, y_j\}$ from $\sigma_i(z)$ to $\sigma_{i+1}(z)$.

For α_i that does not introduce a short cycle in G_{i+1} , the algorithm applies an iteration which is similar to that in (23). Particularly we have the following: for $\tau_0 = \sigma_i$, set

$$\tau_j = \text{RSwitch}(G_i, \tau_{j-1}, \kappa_{j-1}, \kappa_j) \quad \text{for } j = 1, \dots, r. \quad (28)$$

Then it sets $\sigma_{i+1} = \tau_r$. Rather than using Switch, RSampler uses the process RSwitch instead. The process RSwitch is similar to Switch, but it has the extra capability that it can deal with the cases shown in Figures 3 and 4 without increasing the failure probability.

Before describing RSwitch, let us consider the case for the algorithm where α_i introduces a short cycle in G_{i+1} . For this case we note that nodes in M are not included in \mathcal{F} . If the disagreements between $\sigma_{i+1}(\partial\alpha_i)$ and $\sigma_i(\partial\alpha_i)$ do not include nodes in M , then the algorithm runs the iteration in (28) and sets $\sigma_{i+1} = \tau_r$. On the other hand, if $\sigma_{i+1}(\partial\alpha_i)$ and $\sigma_i(\partial\alpha_i)$ disagree on at least one node in M , then rather than setting $\sigma_{i+1} = \tau_r$, we have

$$\sigma_{i+1} = \text{CycleSwitch}(G_i, \tau_r, \tau_r(\partial\alpha_i), \sigma_{i+1}(\partial\alpha_i)). \quad (29)$$

CycleSwitch is similar to RSwitch and Switch but it specialises in dealing with cases where we change the assignment of one, or two nodes in M . Note that the standard approach does not work well here. The problem is that the disagreement from one node in M can travel very easily to the other one by using the short path that connects them. As we will see soon, the process CycleSwitch prevents failures caused by the aforementioned phenomenon by paying a special care on updating appropriately the nodes of the short path that connects the nodes in M .

The following pseudo-code is a synopsis of RSampler we described above. In the pseudo-code we use $\eta \oplus \kappa$, to denote the set of variable nodes on which the configurations η, κ disagree.

RSampler

Input : G

```

1:  compute  $G_0, \dots, G_m$ 
2:  set  $\sigma_0$  according to (21)
3:  for  $i = 0, \dots, m$  do
4:    if  $\alpha_i$  creates a short cycle then
5:      set  $\sigma_{i+1}(\partial\alpha_i)$  as in (27)
6:    else
7:      set  $\sigma_{i+1}(\partial\alpha_i)$  according to (22)
8:    end-if
9:    generate  $\kappa_0, \kappa_1, \dots, \kappa_\ell$  w.r.t.  $\sigma_{i+1}(\partial\alpha_i)$  and  $\sigma_i(\partial\alpha_i)$ 
10:   set  $\tau_0 = \sigma_i$ 
11:   for  $j = 1, \dots, r$  do
12:     set  $\tau_j = \text{RSwitch}(G, \tau_{j-1}, \kappa_{j-1}, \kappa_j)$ 
13:   end-for
14:   if  $\sigma_{i+1}(\partial\alpha_i) \oplus \sigma_i(\partial\alpha_i) \cap M = \emptyset$  then
15:     set  $\sigma_{i+1} = \tau_r$ 
16:   else
17:     set  $\sigma_{i+1} = \text{CycleSwitch}(G_i, \tau_r, \tau_r(\partial\alpha_i), \sigma_{i+1}(\partial\alpha_i))$ .
18:   end-if
19: end-for
Output :  $\sigma_m$ 

```

5.2. The process RSwitch. We define the process $\tau = \text{RSwitch}(G_i, \sigma, \eta, \kappa)$ such that κ, η are two configurations at $\partial\alpha_i$ which differ only on the variable node $x \in \partial\alpha_i$. The input configuration σ is distributed as in $\mu_i(\cdot \mid \partial\alpha_i, \eta)$, while the output of RSwitch is τ .

Similarly to Switch, the process RSwitch starts from x , the disagreeing node, and iteratively visits nodes of G_i . The process uses the sets of nodes \mathcal{N} and \mathcal{Q} . At each iteration, \mathcal{N} contains the nodes which the process has already visited. The set $\mathcal{Q} \subseteq \mathcal{N}$ contains all the disagreeing variable nodes in \mathcal{N} . Initially, we set $\tau(\partial\alpha_i) = \kappa$, while $\mathcal{N} = \{\partial\alpha_i\}$ and $\mathcal{Q} = \{x\}$.

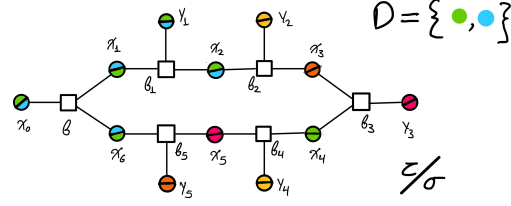


FIGURE 8. Update of the configuration of a short cycle.

At iteration t , RSwitch chooses a factor node $\beta \notin \mathcal{N}$ which is adjacent to a variable node in \mathcal{Q} . If apart from the disagreement, $\partial\beta$ contains other variable nodes for which τ is specified, then we consider that RSwitch fails and the process terminates. Otherwise, the process specifies the configuration of the remaining variable nodes in $\partial\beta$.

If β does not belong to a short cycle, or does not have a neighbour which belongs to a short cycle, then the configuration $\tau(\partial\beta)$ is decided as in (24) and (25), i.e., in the same way as in the process Switch.

If β belongs to the short cycle C , e.g. as in Figure 3, the process works as follows: Let \mathcal{C} be the set of variable nodes which are incident to a factor node in C . Note that the variable nodes of C also belong to \mathcal{C} . Recall that there exists a disagreeing node $x \in \partial\beta$. If apart from x , there is another node in \mathcal{C} which also belongs to \mathcal{N} , then RSwitch fails and terminates. Otherwise, we specify $\tau(\mathcal{C})$ as follows: iteratively, choose a factor node α in C such that $\tau(\partial\alpha)$ is not fully specified, while there is $z \in \partial\alpha$ at which $\tau(z) \neq \sigma(z)$. Then, for every $z \in \partial\alpha$ for which $\tau(z)$ is not specified set

$$\tau(z) = \begin{cases} \mathcal{D} \setminus \{\sigma(z)\} & \text{if } \sigma(y) \in \mathcal{D} \\ \sigma(z) & \text{otherwise,} \end{cases} \quad (30)$$

where $\mathcal{D} = \{\sigma(x), \tau(x)\}$. Note that the above iteration starts from β .

It can be that the above iteration stops even though there are $z \in \mathcal{C}$ such that $\tau(z)$ is not specified. When this happens, for each such $z \in \mathcal{C}$ set

$$\tau(z) = \sigma(z). \quad (31)$$

Figure 8 illustrates an example of an application of the above rule. For each variable node the configuration at the bottom corresponds to σ , while the top configuration corresponds to τ . The disagreement initially is at x_0 and propagates inside the cycle. The iteration in (30) can only get up to $\partial\beta_2$ at the top side of the cycle and $\partial\beta_5$ at the bottom. The rest of the nodes are considered only at (31). Note that the disagreements only involve the spins in \mathcal{D} .

After the above, the sets \mathcal{N} and \mathcal{Q} are updated appropriately. That is, we insert into \mathcal{N} all the factor nodes in the cycle as well as \mathcal{C} . Furthermore, each node in \mathcal{C} which is disagreeing is also inserted into \mathcal{Q} .

The case where β is not in C but it has a neighbour in C , is very similar. We define \mathcal{C} to contain every variable nodes which is adjacent to a factor node in C plus β . If there is a variable node in \mathcal{C} , other than the single disagreement in $\partial\beta$, which belong to \mathcal{N} , then the process fails and terminates. Otherwise the process proceeds as follows: It uses the same iteration as in the previous case. However, the iteration in (30) is applied to the factor nodes in C plus β . Furthermore, if the iteration ends and there are nodes in $y \in \mathcal{C}$ such that $\tau(y)$ is not specified, we work as in (31). After deciding $\tau(\mathcal{C})$, the process updates the sets \mathcal{N} and \mathcal{Q} , appropriately.

5.3. The process CycleSwitch. Assume that α_i connects the ends of the path $P = x_1, \beta_1, x_2, \beta_2, \dots, x_\ell$, where $2\ell \leq (\log_{dk} n)/10$, i.e., we have $x_1, x_\ell \in \partial\alpha_i$. For this case, recall that we define H to be the subgraph of G_{i+1} that is induced by both the variable and factor nodes in P , $\partial\alpha_i$ and α_i , as well as all the variable nodes that are adjacent to the factor nodes in P . Recall the example of graph H in Figure 6. We denote by V_H the set of variable nodes of H . The algorithm employs CycleSwitch when $\sigma_i(\partial\alpha_i)$ and $\sigma_{i+1}(\partial\alpha_i)$ only disagree at $M = \{x_1, x_\ell\}$.

We describe the process by considering $\tau = \text{CycleSwitch}(G_i, \sigma, \eta, \kappa)$ such that κ, η are two configuration at $\partial\alpha_i$ which differ only at M . The input configuration σ is distributed as in $\mu_i(\cdot \mid \partial\alpha_i, \eta)$, while the output of CycleSwitch is the configuration τ .

Let $\Xi = V_H \setminus \partial\alpha_i$. CycleSwitch sets $\tau(\partial\alpha_i) = \kappa$, while $\tau(\Xi)$ is chosen such that

$$\Pr[\tau(\Xi) = \tau] = \mu_{H, \Xi}(\tau \mid \partial\alpha_i, \eta) \quad \forall \tau \in \mathcal{A}^\Xi. \quad (32)$$

With the above step, the process specifies the configuration τ for every $x \in V_H$. For the rest of the nodes it specifies τ by iterative calls of RSwitch . Let $\mathcal{F} = \{z_1, \dots, z_t\}$ contain every variable node in the graph H at which σ and τ disagree. CycleSwitch considers a sequence of configurations $\theta_0, \theta_1, \dots, \theta_t$ at H such that $\theta_0 = \sigma(V_H)$, $\theta_t = \tau(V_H)$, while each θ_j is derived from $\sigma(V_H)$ by changing the assignment of the variable nodes $y \in \{z_1, z_2, \dots, z_j\}$ from $\sigma(y)$ to $\tau(y)$. Then, CycleSwitch applies the following iteration: letting $\eta_0 = \sigma$, set

$$\eta_j = \text{RSwitch}(\bar{G}_i, \eta_{j-1}, \theta_{j-1}, \theta_j) \quad \text{for } j = 1, \dots, t, \quad (33)$$

where \bar{G}_i is derived from G_i by removing the edges that also belong to H . The output of CycleSwitch is the configuration η_t . Note that CycleSwitch fails only if any of the process in the iteration (33) fails.

5.4. Performances of RSampler. We study the performance of RSampler in terms of its accuracy and the time complexity.

We start with the accuracy. The approximation guarantees we provide for RSampler are slightly different than those of Sampler . As we do in Section 4, first we consider a fixed graph. Particularly, consider Ψ -factor graph $G = (V, F, (\partial a)_{a \in F}, (\psi_a)_{a \in F})$ such that $G \in \mathcal{G}$ and let μ_G be the corresponding Gibbs distribution which we assume that is symmetric. Consider the sequence G_0, G_1, \dots, G_m generated by RSampler .

For every α_i and $x \in \partial\alpha_i$ we let

$$\mathcal{R}S_x = \max_{\eta, \kappa} \Pr[\text{RSwitch}(G_i, \sigma, \eta, \kappa) \text{ fails}], \quad (34)$$

where $\kappa, \eta \in \mathcal{A}^{\partial\alpha_i}$ that differ only on x , while σ is distributed as in $\mu_G(\cdot \mid \partial\alpha_i, \eta)$.

For α_i that introduces a short cycle in G_{i+1} , let $M = \{y_a, y_b\}$ be the set of the two variable nodes in $\partial\alpha_i$ which belong to the short cycle. We let

$$\mathcal{C}S_M = \max_{\eta, \kappa} \Pr[\text{CycleSwitch}(G_i, \sigma, \eta, \kappa) \text{ fails}], \quad (35)$$

where $\kappa, \eta \in \mathcal{A}^{\partial\alpha_i}$ differ only on M , while σ is distributed as in $\mu_G(\cdot \mid \partial\alpha_i, \eta)$.

We define \mathcal{R}_i “the error at iteration i ” of RSampler to be as follows: If α_i does not introduce a short cycle in G_{i+1} , then we let

$$\mathcal{R}_i = \sum_{x \in \partial\alpha_i} \mathcal{R}S_x. \quad (36)$$

On the other hand, if α_i introduces a short cycle in G_{i+1} , then let

$$\mathcal{R}_i = \mathcal{C}S_M + \sum_{x \in \partial\alpha_i \setminus M} \mathcal{R}S_x. \quad (37)$$

Finally, for the factor graph G , we let ψ_{\min} be the minimum value of $\psi_\alpha(\tau)$, where τ varies over the support of ψ_α and α varies over the set of factor nodes F in G .

Theorem 5.2. *Consider RSampler on input Ψ -factor graph $G = (V, F, (\partial a)_{a \in F}, (\psi_a)_{a \in F})$ such that $G \in \mathcal{G}$. Let $\mu = \mu_G$ be the Gibbs distribution on G and assume that μ is symmetric. Let $\bar{\mu}$ be the distribution of the output of RSampler . The following is true: Provided that \mathcal{R}_i is sufficiently small, we have that*

$$\|\mu - \bar{\mu}\|_{tv} \leq 2(6|\mathcal{A}|^{k-1}\chi\psi_{\min}^{-1} + 7k|\mathcal{A}|^k) \sum_{i=1}^{|F|} \mathcal{R}_i.$$

Recall the definition of the quantity χ from (12). Theorem 5.2 relies on showing that both RSwitch and CycleSwitch satisfy certain kind of detailed balance conditions. The properties of RSwitch and CycleSwitch are of independent interest and are studied in Section 6. The proof of Theorem 5.2, which uses the results from Section 6, appears in Section 7.

We proceed with studying the time complexity of `RSampler`. This is not more different than that of `Sampler`. Particularly, we have the following result.

Theorem 5.3. *Consider `RSampler` on input Ψ -factor graph $G = (V, F, (\partial a)_{a \in F}, (\psi_a)_{a \in F})$ such that $G \in \mathcal{G}$. The time complexity of `RSampler` is $O(km(n+m) \log n)$, where $m = |F|$ and $n = |V|$.*

The proof of Theorem 5.3 appears in Section 8

5.5. Proof of Theorem 1.1. We prove Theorem 1.1 by using the terminology of factor graphs we have been using the last couple of section. This should not cause any problem to the reader.

Here we study the accuracy of `RSampler` when the input is an instance of $G = G(n, m, k, \mathcal{P})$ and the corresponding Gibbs distribution $\mu = \mu_G$ is symmetric satisfies SET. Consider the sequence G_0, G_1, \dots, G_m as this is generated by `RSampler` on input G .

Proposition 5.4. *For $\delta \in (0, 1]$, $k \geq 2$ and $d > 0$ the following is true: Let $G = G(n, m, k, \mathcal{P})$ be such that $m = dn/k$, while let $\mu = \mu_G$ be symmetric. Consider `RSampler` with input G . If μ is symmetric and satisfies SET with slack δ , then for any $\omega \rightarrow \infty$ we have that*

$$\mathbb{E}[\mathcal{R}_i \mid G \in \mathcal{G}, \wedge_{t=1}^m \mathcal{C}_t(\omega)] \leq (\log n)^6 (\omega)^{-1} n^{-(1 + \frac{\delta}{41 \log(dk)})} \quad \text{for } i = 0, 1, \dots, m.$$

The proof of Proposition 5.4 appears in Section 5.6.

Proof of Theorem 1.1. For proving the theorem we use Proposition 5.4. We let the event \mathcal{H} corresponds to having $G \in \mathcal{G}$ and $\wedge_{t=1}^m \mathcal{C}_t(\omega)$, where $\omega = O(n^{(\log(dk))^{-10}})$. Let \mathcal{B} be the event that $\|\mu - \bar{\mu}\|_{tv} \geq n^{-\frac{\delta}{50 \log(dk)}}$.

The theorem follows by showing that $\Pr[\mathcal{H}] = 1 - o(1)$ and

$$\Pr[\mathcal{B} \mid \mathcal{H}] \leq 2n^{-\frac{\delta}{180 \log(dk)}}. \quad (38)$$

Clearly, $\Pr[\mathcal{H}] = 1 - o(1)$ is true. This follows from Lemma 5.1. Note that, if SET is satisfied, then due to B.2 we have that $\Pr[\wedge_{t=0}^m \mathcal{C}_t(\omega)] = 1 - o(1)$.

Let \mathcal{S} be the event that $\psi_{\min} \leq n^{-(\log dk)^{-10}}$. Letting \mathcal{S}^c be the complement of the event \mathcal{S} , we have that

$$\begin{aligned} \mathbb{E}[\|\mu - \bar{\mu}\|_{tv} \mid \mathcal{H}] &= \mathbb{E}[\|\mu - \bar{\mu}\|_{tv} \mid \mathcal{H}, \mathcal{S}] \Pr[\mathcal{S} \mid \mathcal{H}] + \mathbb{E}[\|\mu - \bar{\mu}\|_{tv} \mid \mathcal{H}, \mathcal{S}^c] \Pr[\mathcal{S}^c \mid \mathcal{H}] \\ &\leq \Pr[\mathcal{S} \mid \mathcal{H}] + \mathbb{E}[\|\mu - \bar{\mu}\|_{tv} \mid \mathcal{H}, \mathcal{S}^c], \end{aligned} \quad (39)$$

where in the last inequality we used that $\Pr[\mathcal{S}^c \mid \mathcal{H}], \mathbb{E}[\|\mu - \bar{\mu}\|_{tv} \mid \mathcal{H}, \mathcal{S}] \leq 1$. We have that

$$\Pr[\mathcal{S} \mid \mathcal{H}] = \frac{\Pr[\mathcal{S}, \mathcal{H}]}{\Pr[\mathcal{H}]} \leq \frac{\Pr[\mathcal{S}]}{\Pr[\mathcal{H}]} \leq n^{-2}. \quad (40)$$

The last inequality follows from that $\Pr[\mathcal{H}] = 1 - o(1)$, (13) and taking sufficiently large n .

Furthermore, from Theorem 5.2 we have that

$$\begin{aligned} \mathbb{E}[\|\mu - \bar{\mu}\|_{tv} \mid \mathcal{H}, \mathcal{S}^c] &\leq 2 \cdot \mathbb{E} \left[(6|\mathcal{A}|^{k-1} \chi \psi_{\min}^{-1} + 7k|\mathcal{A}|^k) \sum_{i=1}^{m-1} \mathcal{R}_i \mid \mathcal{H}, \mathcal{S}^c \right] \\ &\leq 15\chi |\mathcal{A}|^k n^{(\log dk)^{-10}} \mathbb{E} \left[\sum_{i=1}^{m-1} \mathcal{R}_i \mid \mathcal{H}, \mathcal{S}^c \right] \\ &= 15\chi |\mathcal{A}|^k n^{(\log dk)^{-10}} \sum_{i=1}^{m-1} \mathbb{E}[\mathcal{R}_i \mid \mathcal{H}, \mathcal{S}^c], \end{aligned} \quad (41)$$

where for the second derivation we use that on the event \mathcal{S}^c we have $\psi_{\min} \geq n^{-(\log dk)^{-10}}$. Since $\mathcal{R}_i \geq 0$, it is elementary to show that

$$\mathbb{E}[\mathcal{R}_i \mid \mathcal{H}, \mathcal{S}^c] \leq (\Pr[\mathcal{S}^c \mid \mathcal{H}])^{-1} \mathbb{E}[\mathcal{R}_i \mid \mathcal{H}] \leq (5/4) \mathbb{E}[\mathcal{R}_i \mid \mathcal{H}],$$

where in the last inequality we use (40) to show that $\Pr[\mathcal{S}^c \mid \mathcal{H}] \geq 4/5$. Plugging the above inequality into (41) we get

$$\begin{aligned} \mathbb{E}[\|\mu - \bar{\mu}\|_{tv} \mid \mathcal{H}, \mathcal{S}^c] &\leq 20\chi|\mathcal{A}|^k n^{(\log dk)^{-10}} \sum_{i=1}^{m-1} \mathbb{E}[\mathcal{R}_i \mid \mathcal{H}] \leq 100\chi d|\mathcal{A}|^k (\log d)^5 n^{-\frac{\delta}{41 \log(dk)}} \\ &\leq n^{-\frac{\delta}{45 \log(dk)}}, \end{aligned} \quad (42)$$

where in the second inequality we use Proposition 5.4 and that $\omega = O(n^{(\log dk)^{-10}})$. In the last inequality we assume large n and we use the fact that $k, d, |\mathcal{A}|$ are constants. Plugging (42) and (40) into (39) we get

$$\mathbb{E}[\|\mu - \bar{\mu}\|_{tv} \mid \mathcal{H}] \leq 2n^{-\frac{\delta}{45 \log(dk)}}.$$

Furthermore, using the above and Markov's inequality we get the following:

$$\Pr[\mathcal{B} \mid \mathcal{H}] = \Pr[\|\mu - \bar{\mu}\|_{tv} \geq n^{-\frac{\delta}{55 \log(dk)}} \mid \mathcal{H}] \leq n^{-\frac{\delta}{250 \log(dk)}}.$$

The above proves (38). The theorem follows. \square

5.6. Proof of Proposition 5.4. We bound the expectation of \mathcal{R}_i by studying the failure probability of RSwitch and CycleSwitch.

The reader can easily check that in the definition of RSwitch there is no restriction to having multiple initial disagreements for the process, i.e., rather than just one. Having multiple initial disagreement essentially reduces to having multiple copies of a “single disagreement” RSwitch, one for each initial disagreement. These copies run in parallel, while they are not allowed to “touch” each other, otherwise the process fails.

So as to have a common framework of analysis for RSwitch and CycleSwitch, we are using the aforementioned “variation” of RSwitch, i.e., the one with the multiple initial disagreements. To avoid any confusion we call this process MSwitch. Particularly, consider Λ a set of variable nodes such that $|\Lambda| = O(\log n)$. Consider, also, the configurations η, κ on Λ which disagree in at least one node in Λ . The process MSwitch($\bar{G}_i, \sigma, \eta, \kappa$), where σ is distributed as in $\mu_i(\cdot \mid \Lambda, \eta)$ is defined as follows: There is an iterative part which is similar to that of RSwitch. That is, at each iteration the process chooses a factor node β which is adjacent to a disagreeing variable node. Then, depending on whether β is close to a short cycle, or not, it updates the configuration of $\partial\beta$, or that of the cycle following the same rules as RSwitch.

The initial disagreements at Λ start spreading during the execution of the process MSwitch. As the disagreements propagate it could be that they meet, then similarly to RSwitch we have failure. Note that failure happens with disagreements which either have the same source, i.e., they start from the same node in Λ , or from different ones.

When there are no factor nodes which are next to a disagreeing variable node the iterations of MSwitch stop. If there are variable nodes whose output configuration is not decided yet, then the process sets their configuration to be the same as σ .

Note that using MSwitch we can have an alternative implementation of the process CycleSwitch. We can substitute the iteration at (33) by using MSwitch. Particularly, the iteration can be substituted by a single call of the process MSwitch($\bar{G}_i, \sigma, \theta_0, \theta_t$), see Section 5.3 for the definition of the corresponding quantities at the arguments of the process. The difference between the iteration (33) and the process is that the first one deals with the multiple disagreement in $\theta_0 \oplus \theta_t$ sequentially, i.e., one iteration per disagreement, while the later one deals with them concurrently. Recall our initial observation that MSwitch corresponds to having multiple copies of a single disagreement RSwitch, one for each initial disagreement. MSwitch($\bar{G}_i, \sigma, \theta_0, \theta_t$) with the iteration in (33) such that in both cases we have identical operations. Of course, the two processes have different failure probabilities. MSwitch is the most sensitive of the two. I.e., the iteration cannot have failures from disagreements that emanate from different nodes in $\theta_0 \oplus \theta_t$, whereas in MSwitch we can.

Observation 5.5. *The probability of failure for the iteration (33) is smaller than that of MSwitch($\bar{G}_i, \sigma, \theta_0, \theta_t$).*

Concluding, note that if the process MSwitch does not fail, in the above coupling, then in both cases we have the same resulting configuration.

For proving our proposition we study the probability of failure for MSwitch we define above. We do this by studying the corresponding probability at the process MSwitch($G_i^*, \sigma^*, \sigma^*(\Lambda), \eta$), for $\eta \in \mathcal{A}^\Lambda$. The pair (G_i^*, σ^*) is from the teacher student-model. For $i \in \{0, \dots, m-1\}$, we defined pair (G_i^*, σ^*) as follows:

TCH1: choose an assignment $\sigma^* : V_n \rightarrow \mathcal{A}$, uniformly at random,

TCH2: generate $G_i^* = G^*(n, i, \mathcal{P}, \sigma^*)$,

where G^* is defined in (17).

In the process MSwitch($G_i^*, \sigma^*, \sigma^*(\Lambda), \eta$), we call *disagreement* every variable nodes z whose configuration at the output of the process is different than $\sigma(z)$. We recall that disagreements are only created during the iterative part of MSwitch. We also use the notion of the *source* for the disagreement at z . Assume that z becomes disagreeing at iteration t , while during this iteration MSwitch picked the factor node β . If the process decides only the configurations of $\partial\beta$ and z becomes disagreeing because $z \in \partial\beta$, then we say that the source of disagreement at z is the factor node β . If z becomes disagreeing because the process decides the configuration of a short cycle, then we follow the convention to consider the source of disagreement at z all the factor nodes that were involved in this decision.

Let $\pi = y_1, y_2, \dots, y_\ell$ be a sequence of $\ell \geq 1$ distinct nodes, where the factor and variable nodes alternate, while y_1 a variable node. We let \mathbf{I}_π be such that $\mathbf{I}_\pi = 1$ if y_1, \dots, y_ℓ form a path in G_i^* . Otherwise, $\mathbf{I}_\pi = 0$. Also, let \mathbf{D}_π be such that $\mathbf{D}_\pi = 1$ if in the process MSwitch($G_i^*, \sigma^*, \sigma^*(\Lambda), \eta$) each variable node $y_j \in \pi$, for $j > 2$, is disagreeing and the source of disagreement is y_{j-1} . Otherwise, $\mathbf{D}_\pi = 0$. If π is not a path, then we have $\mathbf{D}_\pi = 0$.

Assume that we are given G_i^* and σ^* , while π is a path in the graph. Let \mathbf{W}_π equal to the probability of having $\mathbf{D}_\pi = 1$, assuming that the process MSwitch gives the highest priority to the nodes in π . By highest priority we mean that if the variable node y_j is disagreeing, then at the next iteration the process chooses the factor node y_{j+1} and so on. From the definition of the process it is immediate that \mathbf{W}_π depends only on the graph the configuration at the input. Furthermore, it is direct that

$$\mathbb{E}[\mathbf{D}_\pi \times \mathbf{I}_\pi \mid G_i^*, \sigma^*] \leq \mathbb{E}[\mathbf{W}_\pi \mid G_i^*, \sigma^*].$$

Theorem 5.6. For $\delta \in (0, 1]$, $d > 0$ assume that μ_i satisfies SET with slack δ . For MSwitch($G_i^*, \sigma^*, \sigma^*(\Lambda), \eta$) we define above, the following is true: for any $x \in \Lambda$ such that $\eta(x) \neq \kappa(x)$, for any $1 \leq \ell \leq (\log n)^5$ and for any sequence $\pi = y_1, y_2, \dots, y_\ell$ such that $y_1 = x$ and $y_j \notin \Lambda$ for $j > 1$, we have that

$$\mathbb{E}[\mathbf{I}_\pi \times \mathbf{D}_\pi \mid G_i^* \in \mathcal{G}] \leq \mathbb{E}[\mathbf{W}_\pi \mid G_i^* \in \mathcal{G}] \leq 3k \left(\frac{1-\delta/2}{d} k \right)^{\lfloor (\ell-1)/2 \rfloor} n^{1-\ell}.$$

The expectation in the statement of Theorem 5.6 are w.r.t. the instances of G_i^*, σ^* and the random choices of RSwitch. The proof of Theorem 5.6 appears in Section 9.

Note that the above result holds for RSwitch, as this is a special case of MSwitch.

Consider $\pi = y_1, y_2, \dots, y_\ell$ as we define above. Let \mathbf{K}_π be such that $\mathbf{K}_\pi = 1$ if y_ℓ is either connected to some node in Λ , or to y_r , where $r \leq \ell - (\log_{dk} n)/10$. Otherwise, $\mathbf{K}_\pi = 0$. A permutation π for which $y_1 = x$ and $\mathbf{I}_\pi \times \mathbf{K}_\pi = 1$ forms a special kind of path for MSwitch($G_i^*, \sigma^*, \sigma^*(\Lambda), \eta$), which we call *critical*

One can see that when MSwitch fails, there is a critical path y_1, y_2, \dots, y_ℓ such that all the variable nodes but, at most one, are disagreeing and for each disagreeing y_j the source of disagreement is either y_{j-1} or y_{j+1} . We call such a critical path *fatal*. Note that there can be more than one fatal paths in one failed execution of MSwitch. Let the indicator variable $\mathbf{J}_\pi = 1$ if π is fatal and 0 otherwise. If π is not a critical path, then by default we have $\mathbf{J}_\pi = 0$.

Given that π is a critical path, we have to consider the ways in which π becomes fatal. We have two cases. The first one is when y_ℓ is connected to a node in Λ . The second case is when y_ℓ is connected to a node y_r such that $\ell - r \geq (\log_{dk} n)/10$. The case where y_ℓ is both connected to Λ and y_r is considered case 2.

In the first case, for π to become fatal all but, at most one, variable nodes should become disagreeing. There is a factor node $y_s \in \pi$ which depends on the choices of the process and the neighbour of y_ℓ in Λ such that the following holds: for each $j < s$ the source for the disagreeing node $y_j \in \pi$ is the factor node y_{j-1} . For each $s < j \leq \ell$ the source for the disagreeing node $y_j \in \pi$ is the factor node y_{j+1} , where $y_{\ell+1}$ is the neighbour of y_ℓ inside Λ .

In the second case, the disagreement starts from x and propagates over the nodes in the path until it get to y_r , or to y_{r-1} depending which one is the variable node. Subsequently, the disagreement can propagate towards both y_ℓ and y_{r+1} . Clearly this depends on how the process choses the factor nodes at each iteration. When π is fatal, there should be a factor node $y_s \in \{y_r, \dots, y_\ell\}$ such for $r \leq j \leq s$ each disagreeing variable node y_j has y_{j-1} at its source of disagreement, while for $s < j \leq \ell$ the source of disagreement is y_{j+1} , where $y_{\ell+1} = y_r$.

Let us call the node y_s , we consider above, meeting point. Assume that we are given \mathbf{G}_i^* and σ^* , while π is a critical path in the graph. Let $\mathbf{X}_{\pi,t}$ be equal to the probability of having $\mathbf{J}_\pi = 1$, with meeting point $t \in [\ell]$, while we assume that the process MSwitch gives the highest priority to the nodes in π so that the meeting point is t . $\mathbf{X}_{\pi,t}$ depends only on the graph the configuration at the input of the process. Furthermore, it is direct that

$$\mathbb{E}[\mathbf{I}_\pi \times \mathbf{K}_\pi \times \mathbf{J}_\pi \mid \mathbf{G}_i^* \in \mathcal{G}] \leq \sum_{t \in [\ell]} \mathbb{E}[\mathbf{X}_{\pi,t} \mid \mathbf{G}_i^*, \sigma^*].$$

For brevity, we let $\mathbf{X}_\pi = \sum_{t \in [\ell]} \mathbf{X}_{\pi,t}$.

Theorem 5.7. For $\delta \in (0, 1]$, for $d > 0$ assume that μ_i satisfies SET with slack δ . For the process $\text{MSwitch}(\mathbf{G}_i^*, \sigma^*, \sigma^*(\Lambda), \eta)$ we define above the following is true: for any $x \in \Lambda$ such that $\eta(x) \neq \kappa(x)$, for any $1 \leq \ell \leq (\log n)^5$ and for any sequence $\pi = y_1, y_2, \dots, y_\ell$ such that $y_1 = x$ and $y_j \notin \Lambda$ for $j > 1$, we have that

$$\mathbb{E}[\mathbf{I}_\pi \times \mathbf{K}_\pi \times \mathbf{J}_\pi \mid \mathbf{G}_i^* \in \mathcal{G}] \leq \mathbb{E}[\mathbf{X}_\pi \mid \mathbf{G}_i^* \in \mathcal{G}] \leq (6k/\chi)\ell(\ell + |\Lambda|) \left(\frac{1-\delta/2}{d}k\right)^{\lfloor(\ell-1)/2\rfloor} n^{-\ell}.$$

The expectations in the statement of Theorem 5.7 are w.r.t. the instances of \mathbf{G}_i^*, σ^* and the random choices of MSwitch.

Proof. The proof of Theorem 5.7 is an application of Theorem 5.6. For the sake of completeness we give an overview of the proof. We rely on on the set up of the proof of Theorem 5.6. Note that if $\mathbf{I}_\pi \times \mathbf{K}_\pi = 0$, then we also have $\mathbf{X}_{\pi,t} = 0$. This implies that $\mathbf{X}_{\pi,t} = \mathbf{X}_{\pi,t} \times \mathbf{I}_\pi \times \mathbf{K}_\pi$. Instead of $\mathbf{X}_{\pi,t}$ it is more convenient to work with $\mathbf{X}_{\pi,t} \times \mathbf{I}_\pi \times \mathbf{K}_\pi$. Particularly, we show that for every $t \in [\ell]$, we have

$$\mathbb{E}[\mathbf{X}_{\pi,t} \times \mathbf{I}_\pi \times \mathbf{K}_\pi \mid \mathbf{G}_i^*, \sigma^*] \leq (6k/\chi)(\ell + |\Lambda|) \left(\frac{1-\delta/2}{d}k\right)^{\lfloor(\ell-1)/2\rfloor} n^{-\ell}.$$

Assume that y_ℓ is a variable node. Let $\mathbf{I}_\mathcal{R}$ be equal to one if every factor node y_j such that $j \neq t$ is adjacent to both y_{j-1} and y_{j+1} , while y_ℓ is connected to the factor node y_r such that $\ell - r \geq (\log_{dk} n)/10$. Otherwise $\mathbf{I}_\mathcal{R} = 0$. Also, let $\mathbf{I}_\mathcal{S}$ be equal to one if every factor node y_s is adjacent to both y_{s-1} and y_{s+1} . Otherwise, $\mathbf{I}_\mathcal{S} = 0$. Note that

$$\mathbf{I}_\pi \times \mathbf{K}_\pi = \mathbf{I}_\mathcal{R} \times \mathbf{I}_\mathcal{S}.$$

Let $\mathbf{X}_{\pi,t}^R$ be equal to the probability of having all the variable node in π disagreeing with source of disagreement consistent with having meeting point t , while the process MSwitch gives highest priority to the nodes in π and choosing the factor node t , last among them. We have that

$$\begin{aligned} \mathbb{E}[\mathbf{I}_\pi \times \mathbf{K}_\pi \times \mathbf{X}_{\pi,t} \mid \mathbf{G}^* \in \mathcal{G}] &= \mathbb{E}[\mathbf{I}_\mathcal{R} \times \mathbf{I}_\mathcal{S} \times \mathbf{X}_{\pi,t}^R \mid \mathbf{G}^* \in \mathcal{G}] \\ &= \mathbb{E}[\mathbf{I}_\mathcal{R} \times \mathbf{X}_{\pi,t}^R \mid \mathbf{G}^* \in \mathcal{G}] \mathbb{E}[\mathbf{I}_\mathcal{S} \mid \mathbf{I}_\mathcal{R} \times \mathbf{D}_\mathcal{R} = 1, \mathbf{G}^* \in \mathcal{G}]. \end{aligned}$$

Working as in Theorem 5.6 we get that

$$\mathbb{E}[\mathbf{I}_\mathcal{R} \times \mathbf{X}_{\pi,t}^R \mid \mathbf{G}^* \in \mathcal{G}] \leq (3k\ell) \left(\frac{1-\delta/2}{d}k\right)^{\lfloor(\ell-1)/2\rfloor} n^{2-\ell}. \quad (43)$$

Using (16) and noting that $\psi(\tau) \leq 2$, for all $\tau \in \mathcal{A}^k$ and any $\psi \in \Psi$, we have that $\mathbb{E}[\mathbf{I}_S \mid \mathbf{I}_R \times \mathbf{D}_R = 1, \mathbf{G}^* \in \mathcal{G}] \leq 2/(\chi n^2)$. This implies that

$$\mathbb{E}[\mathbf{X}_{\pi,t} \times \mathbf{K}_\pi \times \mathbf{J}_\pi \mid \mathbf{G}^* \in \mathcal{G}] \leq (6k/\chi)\ell \left(\frac{1-\delta/2}{d}k \right)^{\lfloor (\ell-1)/2 \rfloor} n^{-\ell}.$$

Working similarly for the case where y_ℓ is a factor node, we get that

$$\mathbb{E}[\mathbf{X}_{\pi,t}^R \times \mathbf{I}_\pi \times \mathbf{K}_\pi \mid \mathbf{G}^* \in \mathcal{G}] \leq (6k/\chi)(\ell + \Lambda) \left(\frac{1-\delta/2}{d}k \right)^{\lfloor (\ell-1)/2 \rfloor} n^{-\ell}.$$

Note that if y_ℓ is a factor node it has the choice to connect to Λ as well. The two inequalities above prove that (43) is true. The theorem follows. \square

Proof of Proposition 5.4. We are going to bound $\mathbb{E}[\mathcal{R}_i \mid \mathbf{G} \in \mathcal{G}, \wedge_{t=1}^m \mathcal{C}_t(\omega)]$ by considering cases for α_i . In the first case, we assume that the insertion of α_i into \mathbf{G}_i does not create a new short cycle in \mathbf{G}_{i+1} . In the second case, we assume that it does.

Assuming that $\mathbf{G} \in \mathcal{G}$, for each α_i there can be only one path P_i , of length $\leq L = (\log_{dk} n)/10$ whose both ends are in $\partial\alpha_i$. If for some α_i there is no such path we let $P_i = \emptyset$. The first case corresponds to assuming that $P_i = \emptyset$.

We start with the first case. Following the definition of \mathcal{R}_i we focus on \mathcal{RS}_x for each $x \in \partial\alpha_i$. Let \mathcal{K} be the subset of all k -tuples of variable nodes (x_1, \dots, x_k) such that there is no path of length $\leq L$ connecting any two of these nodes.

$$\mathbb{E}[\mathcal{RS}_x \mid \mathbf{G} \in \mathcal{G}, \partial\alpha_i \in \mathcal{K}, \wedge_{t=1}^m \mathcal{C}_t(\omega)] = 20q^k k \omega (\log n)^4 n^{-(1 + \frac{\delta}{40 \log(dk)})}. \quad (44)$$

For proving (44), we consider $(\mathbf{G}_i^*, \boldsymbol{\sigma}^*)$ and let $\partial\alpha$ be a fixed k -tuple of variable nodes in \mathbf{G}_i^* such that $\partial\alpha \in \mathcal{K}$. For $c \in \mathcal{A}$ and $z \in \partial\alpha$, we consider $\text{RSwitch}(\mathbf{G}_i^*, \boldsymbol{\sigma}^*, \boldsymbol{\sigma}^*(\partial\alpha), \kappa)$ such that $\kappa \in \mathcal{A}^{\partial\alpha}$, while $\kappa(z) = c$ and for every $x \in \partial\alpha \setminus \{z\}$, we have $\kappa(x) = \boldsymbol{\sigma}^*(x)$.

W.r.t. to the above process consider the random variables $\mathbf{X}_\pi(\mathbf{G}_i^*, \boldsymbol{\sigma}^*, \partial\alpha)$ we defined for Theorem 5.7. Also, let $\mathbf{X}_z(\mathbf{G}_i^*, \boldsymbol{\sigma}^*, \partial\alpha) = \sum_\pi \mathbf{X}_\pi(\mathbf{G}_i^*, \boldsymbol{\sigma}^*, \partial\alpha)$ where π varies over permutations such that $\pi(1) = z$.

Claim 5.8. We have that $\mathbb{E}[\mathbf{X}_z(\mathbf{G}_i^*, \boldsymbol{\sigma}^*, \partial\alpha) \mid \mathcal{K}, \mathbf{G}_i^* \in \mathcal{G}] \leq 3(\log n)^4 n^{-(1 + \frac{\delta}{40 \log(dk)})}$.

Contiguity implies the following: for any $\gamma \in \mathbb{R}_{\geq 0}$, for any $\omega \rightarrow \infty$, arbitrarily slow, we have that

$$\begin{aligned} \Pr[\mathbf{X}_z(\mathbf{G}_i, \boldsymbol{\sigma}, \partial\alpha) = \gamma, \mathcal{K}, \mathbf{G}_i \in \mathcal{G} \mid \mathcal{C}_i(\omega)] &\leq (\omega)^{-1} \Pr[\mathbf{X}_z(\mathbf{G}_i^*, \boldsymbol{\sigma}^*, \partial\alpha) = \gamma, \mathcal{K}, \mathbf{G}_i^* \in \mathcal{G}] \\ &\leq (\omega)^{-1} \Pr[\mathbf{X}_z(\mathbf{G}_i^*, \boldsymbol{\sigma}^*, \partial\alpha) = \gamma \mid \mathcal{K}, \mathbf{G}_i^* \in \mathcal{G}]. \end{aligned}$$

Since the above inequality holds for any $\gamma \in \mathbb{R}_{\geq 0}$, we get that

$$\begin{aligned} \mathbb{E}[\mathbf{X}_z(\mathbf{G}_i, \boldsymbol{\sigma}, \partial\alpha) \mathbf{1}\{\mathcal{K}, \mathbf{G}_i \in \mathcal{G}\} \mid \mathcal{C}_i(\omega)] &\leq (\omega)^{-1} \mathbb{E}[\mathbf{X}_z(\mathbf{G}_i^*, \boldsymbol{\sigma}^*, \partial\alpha) \mid \mathcal{K}, \mathbf{G}_i^* \in \mathcal{G}] \\ &\leq 3(\omega)^{-1} (\log n)^4 n^{-(1 + \frac{\delta}{40 \log(dk)})}, \end{aligned} \quad (45)$$

where the last inequality follows from Claim 5.8

Furthermore, since $\mathbf{X}_z(\mathbf{G}_i, \boldsymbol{\sigma}, \partial\alpha) \geq 0$, we also have that

$$\mathbb{E}[\mathbf{X}_z(\mathbf{G}_i, \boldsymbol{\sigma}, \partial\alpha) \mid \mathcal{K}, \mathbf{G}_i \in \mathcal{G}, \mathcal{C}_i(\omega)] \leq \frac{\mathbb{E}[\mathbf{X}_z(\mathbf{G}_i, \boldsymbol{\sigma}, \partial\alpha) \mathbf{1}\{\mathcal{K}, \mathbf{G}_i^* \in \mathcal{G}\} \mid \mathcal{C}_i(\omega)]}{\Pr[\mathcal{K}, \mathbf{G}_i \in \mathcal{G} \mid \mathcal{C}_i(\omega)]}. \quad (46)$$

Note that

$$\Pr[\mathcal{K}, \mathbf{G}_i \in \mathcal{G} \mid \mathcal{C}_i(\omega)] = \frac{1 - \Pr[\bar{\mathcal{K}} \vee \mathbf{G}_i \notin \mathcal{G} \vee \bar{\mathcal{C}}_i(\omega)]}{\Pr[\mathcal{C}_i(\omega)]} \geq 1 - \Pr[\bar{\mathcal{K}} \vee \mathbf{G}_i \notin \mathcal{G} \vee \bar{\mathcal{C}}_i(\omega)] \geq 1/2. \quad (47)$$

The first inequality follows from the observation that $\Pr[\mathcal{C}_i(\omega)] \leq 1$. The second inequality follows from the observation that $\Pr[\bar{\mathcal{K}} \vee \mathbf{G}_i \notin \mathcal{G} \vee \bar{\mathcal{C}}_i(\omega)] \leq \Pr[\bar{\mathcal{K}}] + \Pr[\mathbf{G}_i \notin \mathcal{G}] + \Pr[\bar{\mathcal{C}}_i(\omega)]$, while each probability

term is smaller than $1/6$. Plugging into (46), the inequalities from (47) and (45), we get that

$$\mathbb{E}[\mathbf{X}_z(\mathbf{G}_i, \boldsymbol{\sigma}, \partial\alpha) \mid \mathcal{K}, \mathbf{G}_i \in \mathcal{G}, \mathcal{C}_i(\omega)] \leq 6\omega(\log n)^4 n^{-(1+\frac{\delta}{40\log(dk)})}.$$

With very similar steps, we get that

$$\mathbb{E}[\mathbf{X}_z(\mathbf{G}_i, \boldsymbol{\sigma}, \partial\alpha) \mid \mathcal{K}, \mathbf{G} \in \mathcal{G}, \wedge_{t=1}^m \mathcal{C}_t(\omega)] \leq 7\omega(\log n)^4 n^{-(1+\frac{\delta}{40\log(dk)})}. \quad (48)$$

For what follows, we abbreviate $\mathbf{X}_z(\mathbf{G}_i, \boldsymbol{\sigma}, \partial\alpha)$ to $\mathbf{X}_z(\mathbf{G}_i)$. Let ζ be the uniform distribution over $\mathcal{A}^{\partial\alpha}$. Let \mathcal{Q} contain the instances of \mathbf{G}_i such that $\|\mu_i - \zeta\|_{\partial\alpha} \leq (\mathcal{A}^{-k}/2)$.

Claim 5.9. *We have that*

$$\Pr[\mathbf{G}_i \notin \mathcal{Q} \mid \mathcal{K}, \mathbf{G} \in \mathcal{G}, \wedge_{t=1}^m \mathcal{C}_t(\omega)] \leq 6k\omega(\log n)^4 n^{-(1+\frac{\delta}{40\log(dk)})}.$$

For any $\kappa \in \mathcal{A}^{\partial\alpha}$ we have that

$$\mathbb{E}[\mathbf{X}_z(\mathbf{G}_i) \mid \mathcal{K}, \mathbf{G} \in \mathcal{G}, \mathbf{G}_i \in \mathcal{Q}, \wedge_{t=1}^m \mathcal{C}_t(\omega), \boldsymbol{\sigma}(\partial\alpha) = \kappa] \leq 14q^k\omega(\log n)^4 n^{-(1+\frac{\delta}{40\log(dk)})},$$

Using the tower property of the expectation we have that

$$\mathbb{E}[\mathcal{RS}_z \mid \mathcal{K}, \mathbf{G} \in \mathcal{G}, \wedge_{t=1}^m \mathcal{C}_t(\omega)] \leq \mathbb{E}[\mathcal{RS}_z \mid \mathcal{K}, \mathbf{G} \in \mathcal{G}, \mathbf{G}_i \in \mathcal{Q}, \wedge_{t=1}^m \mathcal{C}_t(\omega)] + \Pr[\mathbf{G}_i \in \mathcal{Q} \mid \mathcal{K}, \mathbf{G} \in \mathcal{G}, \wedge_{t=1}^m \mathcal{C}_t(\omega)], \quad (49)$$

the above holds since $\mathcal{R}_i \leq 1$.

Note that, on the event, $\mathcal{K}, \mathbf{G} \in \mathcal{G}, \wedge_{t=1}^m \mathcal{C}_t(\omega)$, the ordered set $\partial\alpha_i$ has distribution which is asymptotically equal to the uniform over V^k . Using this observation, Claim 5.9 and the definition of \mathcal{RS}_z we have that

$$\mathbb{E}[\mathcal{RS}_z \mid \mathcal{K}, \mathbf{G} \in \mathcal{G}, \mathbf{G}_i \in \mathcal{Q}, \wedge_{t=1}^m \mathcal{C}_t(\omega)] \leq 15q^k\omega(\log n)^4 n^{-(1+\frac{\delta}{40\log(dk)})}. \quad (50)$$

The probability term on the r.h.s. of (49) can be bounded by using Claim 5.9.

From the above inequality and Claim 5.9 and (50) we get that

$$\mathbb{E}[\mathcal{RS}_z \mid \mathcal{K}, \mathbf{G} \in \mathcal{G}, \wedge_{t=1}^m \mathcal{C}_t(\omega)] \leq 20q^k k\omega(\log n)^4 n^{-(1+\frac{\delta}{40\log(dk)})}. \quad (51)$$

The above inequality implies that (44) is true. Furthermore, from the definition of \mathcal{R}_i , we get that

$$\mathbb{E}[\mathcal{R}_i \mid \mathcal{K}, \mathbf{G} \in \mathcal{G}, \wedge_{t=1}^m \mathcal{C}_t(\omega)] \leq 20q^k k^2\omega(\log n)^4 n^{-(1+\frac{\delta}{40\log(dk)})}. \quad (52)$$

We continue with the second case, where we assume that the addition of α_i into \mathbf{G}_i creates a new short cycle in \mathbf{G}_{i+1} . This assumption implies that there are two nodes $z_a, z_b \in \partial\alpha_i$ which are connected with a path of length smaller than $(\log_{dk} n)/10$. Let P_i be the path that connects z_a and z_b . Also, let Λ_i be the set of variable nodes in P_i , plus the variable nodes that are adjacent to a factor node in P_i . We are going to show that

$$\mathbb{E}[\mathcal{R}_i \mid \mathcal{L}, \mathbf{G} \in \mathcal{G}, \wedge_{t=1}^m \mathcal{C}_t(\omega)] \leq 20q^k \chi\omega(\log n)^5 n^{-(1+\frac{\delta}{41\log(dk)})}. \quad (53)$$

where \mathcal{L} is the event that among the nodes in $\partial\alpha_i$, it is only z_a and z_b that are connected with a short path, furthermore, there is no short cycle that includes any of the variable nodes in Λ_i .

Consider $(\mathbf{G}_i^*, \boldsymbol{\sigma}^*)$ and let $\partial\alpha$ be a fixed set of k -tuple of variable nodes in \mathbf{G}_i^* . Assume that for $\partial\alpha$ we have the event \mathcal{L} . That is, $\partial\alpha$ contains exactly two variable nodes x_a, x_b which are connected with a short path P . We have the set Λ of variable nodes in P as well as the variable nodes which are adjacent to factor nodes in P . The event \mathcal{L} implies that no node in Λ belongs to a short cycle. We let $M = \{x_a, x_b\}$.

For $\kappa \in \mathcal{A}^{\Lambda_i \cup \partial\alpha_i}$, consider the process $\text{MSwitch}(\mathbf{G}_i^*, \boldsymbol{\sigma}^*, \boldsymbol{\sigma}^*(\Lambda \cup \partial\alpha), \kappa)$. Particularly, for κ we have the following: there is $c, q \in \mathcal{A}$ such that $\kappa(x_a) = c$ and $\kappa_{x_b} = c'$. For every $x \in \partial\alpha_i \setminus M$, we have $\kappa(x) = \boldsymbol{\sigma}^*(x)$. For the rest of the variable nodes, i.e. for $\Lambda \setminus \partial\alpha$ we choose κ according to the Gibbs distribution on Λ conditional on the configuration at x_a, x_b being c, c' , respectively. W.r.t. the above process consider $\mathbf{X}_z(\mathbf{G}_i^*, \boldsymbol{\sigma}^*, \partial\alpha) = \sum_{\pi} \mathbf{X}_{\pi}(\mathbf{G}_i^*, \boldsymbol{\sigma}^*)$ such that $\pi(1) \in \Lambda$.

Working as in Claim 5.8, or as in the proof we have that

$$\mathbb{E}[\mathbf{X}_z(\mathbf{G}_i^*, \boldsymbol{\sigma}^*, \partial\alpha) \mid \mathcal{L}, \mathbf{G}_i^* \in \mathcal{G}] \leq 3(\log n)^5 n^{-(1+\frac{\delta}{40\log(dk)})}. \quad (54)$$

Using (54) and following the same steps as those for (48) we get

$$\mathbb{E}[\mathbf{X}_z(\mathbf{G}_i, \boldsymbol{\sigma}, \partial\alpha) \mid \mathcal{L}, \mathbf{G} \in \mathcal{G}, \wedge_{t=1}^m \mathcal{C}_t(\omega)] \leq 7\omega(\log n)^5 n^{-(1+\frac{\delta}{40\log(dk)})}. \quad (55)$$

Recall that ζ is the uniform distribution over $\mathcal{A}^{\partial\alpha_i}$. Also, recall that ψ_{\min} is the minimum value of $\psi_\alpha(\tau)$, where τ varies over the support of ψ_α and α varies over the set of factor nodes F in \mathbf{G}_i . Let \mathcal{Q}_M be contain the instances of \mathbf{G}_i such that $\|\mu_i - \zeta\|_{\partial\alpha_i \setminus \{z_a\}} \leq (\mathcal{A}^{-k}/2)$ and $\psi_{\min} \geq n^{-(\log dk)^{-10}}$.

Claim 5.10. *We have that*

$$\Pr[\mathbf{G}_i \notin \mathcal{Q}_M \mid \mathcal{L}, \mathbf{G} \in \mathcal{G}, \wedge_{t=1}^m \mathcal{C}_t(\omega)] \leq 6k\omega(\log n)^4 n^{-(1+\frac{\delta}{40\log(dk)})}.$$

For any $\kappa \in \mathcal{A}^{\partial\alpha_i}$ we have

$$\mathbb{E}[\mathbf{X}_z(\mathbf{G}_i) \mid \mathcal{L}, \mathbf{G} \in \mathcal{G}, \mathbf{G}_i \in \mathcal{Q}, \wedge_{t=1}^m \mathcal{C}_t(\omega), \boldsymbol{\sigma}(\partial\alpha) = \kappa] \leq 14q^k \chi\omega(\log n)^5 n^{-(1+\frac{\delta}{41\log(dk)})}.$$

Arguing as in (50), we have the following: for \mathbf{G}_i for $\boldsymbol{\sigma}$ which is distributed as in μ_i and for α_i that introduces a new short cycle in \mathbf{G}_{i+1} , we have the event $\mathcal{L}, \mathbf{G} \in \mathcal{G}, \mathbf{G}_i \in \mathcal{Q}, \wedge_{t=1}^m \mathcal{C}_t(\omega), \boldsymbol{\sigma}(\partial\alpha) = \kappa$. Also, we have the process $\text{MSwitch}(\mathbf{G}_i, \boldsymbol{\sigma}, \eta, \kappa)$ such that $\eta, \kappa \in \mathcal{A}^{A_i \cup \partial\alpha_i}$ where κ, η agree on the configuration at $\partial\alpha_i \setminus M$, potentially the disagree on the configuration at A_i . We get $\eta(A_i)$ by sampling from the Gibbs distribution induced by A_i conditional on $\eta(x_a) = \kappa(x_a)$ and $\eta(x_b) = \kappa(x_b)$.

Then, the above process has a probability of failure which is upper bounded by the expectation on the l.h.s. of (70). Note that this probability is w.r.t. $\mathbf{G}_i, \boldsymbol{\sigma}, \partial\alpha_i$ and the choices of the process. Furthermore, using the Observation 5.5, we get that

$$\mathbb{E}[\mathcal{CS}_M \mid \mathcal{L}, \mathbf{G} \in \mathcal{G}, \mathbf{G}_i \in \mathcal{Q}, \wedge_{t=1}^m \mathcal{C}_t(\omega)] \leq 14q^k \chi\omega(\log n)^5 n^{-(1+\frac{\delta}{41\log(dk)})}. \quad (56)$$

Working as in (51), from the above we get that

$$\mathbb{E}[\mathcal{CS}_M \mid \mathcal{L}, \mathbf{G} \in \mathcal{G}, \wedge_{t=1}^m \mathcal{C}_t(\omega)] \leq 14q^k \chi\omega(\log n)^5 n^{-(1+\frac{\delta}{41\log(dk)})}. \quad (57)$$

With virtually the same derivations as in (51) we also get the following: For any $z \in \partial\alpha_i \setminus M$, we have

$$\mathbb{E}[\mathcal{RS}_z \mid \mathcal{L}, \mathbf{G} \in \mathcal{G}, \wedge_{t=1}^m \mathcal{C}_t(\omega)] \leq 20q^k k\omega(\log n)^4 n^{-(1+\frac{\delta}{41\log(dk)})}. \quad (58)$$

From the definition of \mathcal{R}_i and the above inequality we get that (53) is true. The proposition follows by noting that on the events $\mathbf{G} \in \mathcal{G}, \wedge_{t=1}^m \mathcal{C}_t(\omega)$ the choice of α_i can either give rise to a set $\partial\alpha_i$ in \mathcal{K} or \mathcal{L} . \square

Proof of Claim 5.8. Using derivations similar to those in proofs of Lemma 5.1 and Theorem 5.6 (Claim 9.1), we have the following:

$$\Pr[\mathbf{G}_i^* \in \mathcal{G}] = 1 - o(1) \quad \Pr[\partial\alpha \in \mathcal{K}] = 1 - o(1). \quad (59)$$

We omit the derivations which are standard but a bit lengthy.

Note that RSwitch corresponds to the special case of MSwitch where we have only one initial disagreement. This implies that we can use Theorems 5.6 and 5.7 for $\text{RSwitch}(\mathbf{G}_i^*, \boldsymbol{\sigma}^*, \boldsymbol{\sigma}^*(\partial\alpha), \kappa)$.

For each $\ell \geq 1$, let $\Pi_{\ell,z}$ be the set of permutations of nodes $\pi = y_1, y_2, \dots, y_\ell$, such that $y_1 = z$, while the factor and variable nodes alternate. We have that

$$\mathbb{E}[\mathbf{X}_z(\mathbf{G}_i^*, \boldsymbol{\sigma}^*, \partial\alpha) \mid \mathcal{K}, \mathbf{G}_i^* \in \mathcal{G}] \leq \sum_{\ell > L} \sum_{\pi \in \Pi_{\ell,z}} \mathbb{E}[\mathbf{X}_\pi(\mathbf{G}_i^*, \boldsymbol{\sigma}^*, \partial\alpha) \mid \mathcal{K}, \mathbf{G}_i^* \in \mathcal{G}]$$

The above summation takes $\ell > L$ since we condition on $\partial\alpha \in \mathcal{K}$. Particularly, this conditioning implies that $\mathbb{E}[\mathbf{X}_\pi(\mathbf{G}_i^*, \boldsymbol{\sigma}^*, \partial\alpha) \mid \mathbf{G}_i, \partial\alpha_i] = 0$ for any $\pi \in \Pi_{\ell,z}$ for $\ell \leq L$.

When there is no danger of confusion we abbreviate $\mathbf{X}_\pi(\mathbf{G}_i^*, \boldsymbol{\sigma}^*, \partial\alpha)$ to \mathbf{X}_π . Similarly, we abbreviate $\mathbf{X}_z(\mathbf{G}_i^*, \boldsymbol{\sigma}^*, \partial\alpha)$ to \mathbf{X}_z . Also, note that for every $\pi \in \Pi_{\ell,z}$, the following holds: When $\mathbf{I}_\pi \times \mathbf{K}_\pi = 0$, then we also have $\mathbf{X}_\pi = 0$. This implies that $\mathbf{X}_\pi = \mathbf{X}_\pi \times \mathbf{I}_\pi \times \mathbf{K}_\pi$. Summarising all the above, we have that

$$\mathbb{E}[\mathbf{X}_z \mid \mathcal{K}, \mathbf{G}_i^* \in \mathcal{G}] \leq \sum_{\ell > L} \sum_{\pi \in \Pi_{\ell,z}} \mathbb{E}[\mathbf{X}_\pi \times \mathbf{I}_\pi \times \mathbf{K}_\pi \mid \mathcal{K}, \mathbf{G}_i^* \in \mathcal{G}].$$

In the above summation we can use Theorem 5.7 to bound the contribution of permutations of length up to certain length ℓ_0 . So as to bound the contribution from the rest, i.e., those of length larger than ℓ_0 , we use the following observation: So as x_1, \dots, x_ℓ to be a fatal path, where $\ell > \ell_0$, there is $r > \ell_0$, such that the variable nodes in x_1, \dots, x_r disagree. Particularly, if x_j is disagreeing, for $j \leq r$, the source of disagreement is x_{j-1} . Note that this implies that if there are no paths of length $\ell_0/2$ which are disagreeing, in the above sense, then there are no fatal paths of length $\ell > \ell_0$.

The above observation implies that

$$\mathbb{E}[\mathbf{X}_z \mid \mathcal{K}, \mathbf{G}_i^* \in \mathcal{G}] \leq \sum_{\ell > L} \sum_{\pi \in \Pi_{\ell, z}} \mathbb{E}[\mathbf{I}_\pi \times \mathbf{K}_\pi \times \mathbf{X}_\pi \mid \mathbf{G}_i^* \in \mathcal{G}, \mathcal{K}] + \sum_{\pi \in \Pi_{\ell_0/2, z}} \mathbb{E}[\mathbf{I}_\pi \times \mathbf{W}_\pi \mid \mathbf{G}_i^* \in \mathcal{G}, \mathcal{K}], \quad (60)$$

where the variable \mathbf{W}_π was defined for Theorem 5.6, while we have $\ell_0 = (\log n)^3 + 1$.

In the above inequality we upper bound the expected number of length $> \ell_0$ fatal paths from x , with the expected number of disagreeing paths of length ℓ_0 that start from x . The bound holds since for every fatal path that starts at x of length $> \ell_0$, includes a path of disagreement of length ℓ_0 that starts from z .

Note that for any random variable $Q \geq 0$, we have that

$$\mathbb{E}[Q \mid \mathbf{G}_i^* \in \mathcal{G}, \partial\alpha \in \mathcal{K}] \leq (\Pr[\partial\alpha \in \mathcal{K} \mid \mathbf{G}_i^* \in \mathcal{G}])^{-1} \mathbb{E}[Q \mid \mathbf{G}_i^* \in \mathcal{G}] = (1 + o(1)) \mathbb{E}[Q \mid \mathbf{G}_i^* \in \mathcal{G}].$$

The second derivation follows by noting $\Pr[\partial\alpha \in \mathcal{K} \mid \mathbf{G}_i^* \in \mathcal{G}] = 1 - o(1)$. Particularly, we have that

$$\Pr[\partial\alpha \in \mathcal{K} \mid \mathbf{G}_i^* \in \mathcal{G}] \leq \Pr[\partial\alpha \in \mathcal{K}] / \Pr[\mathbf{G}_i^* \in \mathcal{G}] = 1 - o(1),$$

where the last derivation follows from (59). With the above, we get that

$$\begin{aligned} \sum_{\ell=L+1}^{\ell_0} \sum_{\pi \in \Pi_{\ell, z}} \mathbb{E}[\mathbf{I}_\pi \times \mathbf{K}_\pi \times \mathbf{X}_\pi \mid \mathbf{G}_i^* \in \mathcal{G}, \partial\alpha \in \mathcal{K}] &\leq (1 + o(1)) \sum_{\ell=L+1}^{\ell_0} \sum_{\pi \in \Pi_{\ell, z}} \mathbb{E}[\mathbf{I}_\pi \times \mathbf{K}_\pi \times \mathbf{X}_\pi \mid \mathbf{G}_i^* \in \mathcal{G}, \partial\alpha] \\ &\leq \sum_{\ell=L+1}^{\ell_0} n^{\ell-1} (d/k)^{\lfloor \ell/2 \rfloor} \mathbb{E}[\mathbf{I}_\pi \times \mathbf{K}_\pi \times \mathbf{X}_\pi \mid \mathbf{G}_i^* \in \mathcal{G}, \partial\alpha], \quad (61) \end{aligned}$$

For the second derivation we use the observation that $\Pi_{\ell, z}$ contains at most $n^{\ell-1} \left(\frac{d}{k}\right)^{\lfloor \ell/2 \rfloor}$ different permutations of nodes. The permutation π at the last expression can be any member of $\Pi_{\ell, z}$. Combining (61) with Theorem 5.7 we get that

$$\begin{aligned} \sum_{\ell=L+1}^{\ell_0} \sum_{\pi \in \Pi_{\ell, z}} \mathbb{E}[\mathbf{I}_\pi \times \mathbf{K}_\pi \times \mathbf{X}_\pi \mid \mathbf{G} \in \mathcal{G}, \partial\alpha_i \in \mathcal{K}] &\leq (\log n)^4 n^{-1} \sum_{\ell=L+1}^{\ell_0} (1 - \delta/2)^{\lfloor (\ell-1)/2 \rfloor} \\ &\leq 2(\log n)^4 n^{-(1 + \frac{\delta}{40 \log(dk)})}, \quad (62) \end{aligned}$$

in the last inequality we use that $L = (\log_{dk} n)/10$. Using Theorem 5.6 and working similarly we get that

$$\sum_{\pi \in \Pi_{\ell_0/2, z}} \mathbb{E}[\mathbf{I}_\pi \times \mathbf{D}_\pi \mid \mathbf{G} \in \mathcal{G}, \partial\alpha_i \in \mathcal{K}] \leq n^{-(\log n)}. \quad (63)$$

The claim follows by plugging (62) and (63) into (60). \square

Proof of Claim 5.9. Lemma 6.3 and (48) we get that

$$\Pr[\mathbf{G}_i \notin \mathcal{Q} \mid \mathcal{K}, \mathbf{G} \in \mathcal{G}, \wedge_{t=1}^m \mathcal{C}_t(\omega)] \leq 6k\omega(\log n)^4 n^{-(1 + \frac{\delta}{40 \log(dk)})}. \quad (64)$$

Combining (48) and (64) we get that

$$\begin{aligned} \mathbb{E}[\mathbf{X}_z(\mathbf{G}_i) \mid \mathcal{K}, \mathbf{G} \in \mathcal{G} \cap \mathcal{Q}, \wedge_{t=1}^m \mathcal{C}_t(\omega)] &\leq \frac{\mathbb{E}[\mathbf{X}_z(\mathbf{G}_i) \mid \mathcal{K}, \mathbf{G} \in \mathcal{G}, \wedge_{t=1}^m \mathcal{C}_t(\omega)]}{1 - \Pr[\mathbf{G}_i \notin \mathcal{Q} \mid \mathcal{K}, \mathbf{G} \in \mathcal{G}, \wedge_{t=1}^m \mathcal{C}_t(\omega)]} \\ &\leq 7\omega(\log n)^4 n^{-(1 + \frac{\delta}{40 \log(dk)})}. \quad (65) \end{aligned}$$

For $G \in \mathcal{Q}$ and any $\kappa \in \mathcal{A}^{\partial\alpha}$ we have that

$$\begin{aligned}
& \mathbb{E}[\mathbf{X}_z(\mathbf{G}_i) \mid \mathbf{G}_i = G, \mathcal{K}, \mathbf{G} \in \mathcal{G}, \mathbf{G}_i \in \mathcal{Q}, \wedge_{t=1}^m \mathcal{C}_t(\omega), \sigma(\partial\alpha) = \kappa] \\
& \leq \frac{\mathbb{E}[\mathbf{X}_z(\mathbf{G}_i) \mid \mathbf{G}_i = G, \mathcal{K}, \mathbf{G} \in \mathcal{G}, \mathbf{G}_i \in \mathcal{Q}, \wedge_{t=1}^m \mathcal{C}_t(\omega)]}{\Pr[\sigma(\partial\alpha) = \kappa \mid \mathbf{G}_i = G]} \\
& \leq \frac{\mathbb{E}[\mathbf{X}_z(\mathbf{G}_i) \mid \mathbf{G}_i = G, \mathcal{K}, \mathbf{G} \in \mathcal{G}, \mathbf{G}_i \in \mathcal{Q}, \wedge_{t=1}^m \mathcal{C}_t(\omega)]}{q^{-k} - \|\mu_G - \zeta\|_{\partial\alpha}} \\
& \leq 2q^k \mathbb{E}[\mathbf{X}_z(\mathbf{G}_i) \mid \mathbf{G}_i = G, \mathcal{K}, \mathbf{G} \in \mathcal{G}, \mathbf{G}_i \in \mathcal{Q}, \wedge_{t=1}^m \mathcal{C}_t(\omega)]. \quad (66)
\end{aligned}$$

Thus, for any $\kappa \in \mathcal{A}^{\partial\alpha}$ we have that

$$\begin{aligned}
\mathbb{E}[\mathbf{X}_z(\mathbf{G}_i) \mid \mathcal{K}, \mathbf{G} \in \mathcal{G}, \mathbf{G}_i \in \mathcal{Q}, \wedge_{t=1}^m \mathcal{C}_t(\omega), \sigma(\partial\alpha) = \kappa] & \leq 2q^k \mathbb{E}[\mathbf{X}_z(\mathbf{G}_i) \mid \mathcal{K}, \mathbf{G} \in \mathcal{G}, \mathbf{G}_i \in \mathcal{Q}, \wedge_{t=1}^m \mathcal{C}_t(\omega)] \\
& \leq 14q^k \omega (\log n)^4 n^{-(1+\frac{\delta}{40 \log(dk)})}, \quad (67)
\end{aligned}$$

where the second inequality follows from (48). The claim follows. \square

Proof of Claim 5.10. Lemma 6.3, (48) and (13) imply that for large n , we have

$$\Pr[\mathbf{G}_i \notin \mathcal{Q}_M \mid \mathcal{L}, \mathbf{G} \in \mathcal{G}, \wedge_{t=1}^m \mathcal{C}_t(\omega)] \leq 6k\omega (\log n)^4 n^{-(1+\frac{\delta}{40 \log(dk)})}. \quad (68)$$

Due to the dependence between x_a and x_b , for this case, we cannot hope to get a relation like (66). However, similarly to our arguing in the proof of Proposition 7.2 we have the following: for $G \in \mathcal{Q}_M$ and any $\kappa \in \mathcal{A}^{\partial\alpha_i}$ we have that

$$\begin{aligned}
& \mathbb{E}[\mathbf{X}_z(\mathbf{G}_i) \mid \mathbf{G}_i = G, \mathcal{K}, \mathbf{G} \in \mathcal{G}, \mathbf{G}_i \in \mathcal{Q}_M, \wedge_{t=1}^m \mathcal{C}_t(\omega), \sigma(\partial\alpha) = \kappa] \\
& \leq q^{k-1} \chi \psi_{\min}^{-1} \mathbb{E}[\mathbf{X}_z(\mathbf{G}_i) \mid \mathbf{G}_i = G, \mathcal{L}, \mathbf{G} \in \mathcal{G}, \mathbf{G}_i \in \mathcal{Q}_M, \wedge_{t=1}^m \mathcal{C}_t(\omega)] \\
& \leq q^{k-1} \chi n^{(\log dk)^{-10}} \mathbb{E}[\mathbf{X}_z(\mathbf{G}_i) \mid \mathbf{G}_i = G, \mathcal{L}, \mathbf{G} \in \mathcal{G}, \mathbf{G}_i \in \mathcal{Q}_M, \wedge_{t=1}^m \mathcal{C}_t(\omega)], \quad (69)
\end{aligned}$$

where in the last inequality we use that $G \in \mathcal{Q}_M$ which imposes a lower bound on ψ_{\min}^{-1} . Thus, for $\kappa \in \mathcal{A}^{\partial\alpha_i}$ we have

$$\begin{aligned}
\mathbb{E}[\mathbf{X}_z(\mathbf{G}_i) \mid \mathcal{L}, \mathbf{G} \in \mathcal{G}, \mathbf{G}_i \in \mathcal{Q}, \wedge_{t=1}^m \mathcal{C}_t(\omega), \sigma(\partial\alpha) = \kappa] & \leq 2q^{k-1} \chi n^{(\log dk)^{-10}} \mathbb{E}[\mathbf{X}_z(\mathbf{G}_i) \mid \mathcal{L}, \mathbf{G} \in \mathcal{G}, \mathbf{G}_i \in \mathcal{Q}, \mathcal{C}_i(\omega)] \\
& \leq 14q^k \chi \omega (\log n)^5 n^{-(1+\frac{\delta}{41 \log(dk)})}. \quad (70)
\end{aligned}$$

Clearly (68) and (70) imply the claim. \square

6. PRELIMINARY RESULTS FOR THEOREM 5.2

6.1. Properties of RSwitch. Consider the factor graphs $G, G' \in \mathcal{G}$ such that G and G' differ only one factor node, i.e., G' has an extra factor node which we call α . Assume that α does not belong to a short cycle in G' . Also, let μ_G and $\mu_{G'}$ be the Gibbs distribution on the graphs G and G' , respectively. Assume that the Gibbs distributions are symmetric.

For $\eta, \kappa \in \mathcal{A}^{\partial\alpha}$ any $\theta, \xi \in \mathcal{A}^V$, such that $\theta(\partial\alpha) = \eta$ and $\xi(\partial\alpha) = \kappa$, let

$$\mathbf{P}_{\eta, \kappa}(\theta, \xi) = \Pr[\xi = \text{RSwitch}(G, \theta, \eta, \kappa)], \quad (71)$$

where the event in the probability on the r.h.s. implies that RSwitch returns the configuration ξ .

Theorem 6.1 (Detailed balance). *For $\eta, \kappa \in \mathcal{A}^{\partial\alpha}$, and for any $\theta, \xi \in \mathcal{A}^V$, such that $\mu_G(\theta), \mu_G(\xi) > 0$ we have that*

$$\mu_G(\theta) \mathbf{P}_{\eta, \kappa}(\theta, \xi) = \mu_G(\xi) \mathbf{P}_{\kappa, \eta}(\xi, \theta).$$

The proof of Theorem 6.1 appears in Section 6.3.1.

For $x \in \partial\alpha$, recall the definition from (34) that

$$\mathcal{RS}_x = \max_{\tau, \eta} \Pr[\text{RSwitch}(G, \sigma, \eta, \tau) \text{ fails}], \quad (72)$$

where τ, η vary over the configurations at $\partial\alpha$ such that $\tau \oplus \eta = \{x\}$, while σ is distributed as in $\mu_G(\cdot \mid \partial\alpha, \eta)$.

Lemma 6.2. *For any variable node $x \in \partial\alpha$ the following is true: for any $\eta, \kappa \in \mathcal{A}^x$ we have that*

$$\|\mu_G(\cdot \mid x, \eta) - \mu_G(\cdot \mid x, \kappa)\|_{\partial\alpha \setminus \{x\}} \leq 2\mathcal{RS}_x.$$

The proof of Lemma 6.2 appears in Section 6.3.2.

Lemma 6.2 implies that we can use `RSwitch` to bound the effect of the configuration at x on the distribution of the configuration at $\partial\alpha$. What is important for the proof of Lemma 6.2 is that `RSwitch` satisfies the detailed balance condition in Theorem 6.1. Furthermore, we can obtain the following result.

Lemma 6.3. *Let ζ be the uniform distribution over $\mathcal{A}^{\partial\alpha}$. We have that $\|\mu_G - \zeta\|_{\partial\alpha} \leq 2 \sum_{z \in \partial\alpha} \mathcal{RS}_z$.*

The proof of Lemma 6.3 appears in Section 6.3.3.

6.2. Properties of CycleSwitch. Consider the factor graphs $G, G' \in \mathcal{G}$ such that G and G' differ only one factor node, i.e., G' has an extra factor node which we call α . Assume that α belongs to a short cycle in G' , called C . Let $y_a, y_b \in \partial\alpha$ be the neighbours of α in this cycle. For the sake of brevity, we let $M = \{y_a, y_b\}$.

We let H be the subgraph of G' which is induced by the variable and factor nodes of the cycle C , as well as the variable nodes which are adjacent to factor nodes in C . Also, let \bar{H} be the graph that is derived from H by removing the factor node α . Using standard notation, we let μ_G, μ_H and $\mu_{\bar{H}}$ be the Gibbs distributions induced by G, H and \bar{H} , respectively.

Similarly to (71), for $\eta, \kappa \in \mathcal{A}^{\partial\alpha}$, any $\theta, \xi \in \mathcal{A}^V$ we let

$$P_{\eta, \kappa}(\theta, \xi) = \Pr[\xi = \text{CycleSwitch}(G, \theta, \eta, \kappa)],$$

where the event in the probability on the r.h.s. implies that `CycleSwitch` returns the configuration ξ .

As opposed to `Switch`, the process `CycleSwitch` satisfies an equation which is slightly different than the one we had in Theorem 6.1. We call this new equation extended detailed balance.

Theorem 6.4 (Extended detailed balance for `CycleSwitch`). *For $\eta, \kappa \in \mathcal{A}^{\partial\alpha}$ and for any $\theta, \xi \in \mathcal{A}^V$, we have that*

$$\frac{\mu_G(\theta) P_{\eta, \kappa}(\theta, \xi)}{\mu_{\bar{H}, M}(\eta(M))} = \frac{\mu_G(\xi) P_{\kappa, \eta}(\xi, \theta)}{\mu_{\bar{H}, M}(\kappa(M))}, \quad (73)$$

where recall that $\mu_{\bar{H}, M}$ is the marginal of $\mu_{\bar{H}}$ on the set M .

The proof of Theorem 6.4 appears in Section 6.4.1.

Recall from (35) that

$$\mathcal{CS}_M = \max_{\kappa, \eta} \{\Pr[\text{CycleSwitch}(G, \sigma, \eta, \kappa) \text{ fails}]\}.$$

where $\kappa, \eta \in \mathcal{A}^{\partial\alpha}$ which differ only at at least one node in M , while σ is distributed as in $\mu_G(\cdot \mid \partial\alpha_i, \eta)$.

Lemma 6.5. *We have that $\|\mu_G - \mu_{\bar{H}}\|_M \leq 2\mathcal{CS}_M$.*

The proof of Lemma 6.5 appears in Section 6.4.2.

Lemma 6.6. *We have that $\|\mu_G - \mu_{\bar{H}}\|_{\partial\alpha} \leq 2\mathcal{CS}_M + 2 \sum_{x \in \partial\alpha \setminus M} \mathcal{RS}_x$.*

The proof of Lemma 6.6 appears in Section 6.4.3

6.3. Proofs of the results in Section 6.1.

6.3.1. *Proof of Theorem 6.1.* To avoid trivialities assume that η and κ differ on the assignment of a single node in $\partial\alpha$. Also assume that $\theta(\partial\alpha) = \eta$ and $\xi(\partial\alpha) = \kappa$.

Before proving the theorem, we make some observations about $\xi = \text{RSwitch}(G, \theta, \eta, \kappa)$. Recall that the process has two parts. The first one is the iterative part, i.e., there is an initial disagreement at the variable node x and iteratively the process reassigns spins to the variable nodes it visits until the disagreement cannot propagate anymore. In the second part, the process decides for the rest of the variable nodes, i.e., those which have not been visited yet, to keep the same configuration as in θ .

Recall that \mathcal{N} is the set of variable and factor nodes that have been visited by the process during its iterative part. Note that, if $\text{RSwitch}(G, \theta, \eta, \kappa)$ does not fail, the subgraph of G that is induced by \mathcal{N} contains only short cycles of G . That is, if there is a cycle in this subgraph, then it must be a short one.

Let $\mathcal{M} \subseteq \mathcal{N}$ contain only the factor nodes in \mathcal{N} . Since ξ and θ agree outside \mathcal{N} , it is immediate that

$$\psi_\beta(\theta(\partial\beta)) = \psi_\beta(\xi(\partial\beta)) \quad \forall \beta \in F \setminus \mathcal{M}. \quad (74)$$

We let $\mathcal{M}_{\text{ext}} \subseteq \mathcal{M}$ contain every factor node β which has only one disagreeing neighbour. Also, we let $\mathcal{M}_{\text{int}} = \mathcal{M} \setminus \mathcal{M}_{\text{ext}}$. From the definition of the symmetric weight functions in (14) and the update rule in (24) and (25), as well as the rule in (30) and (31) for the short cycle, we have that

$$\psi_\beta(\theta(\partial\beta)) = \psi_\beta(\xi(\partial\beta)) \quad \forall \beta \in \mathcal{M}_{\text{int}}. \quad (75)$$

For $\beta \in \mathcal{M}_{\text{ext}}$ we do not necessarily have an equality similar to the one above.

At this point we have to remark that the set \mathcal{N} , \mathcal{M} , as well as the sets \mathcal{M}_{ext} and \mathcal{M}_{int} that were generated during the process $\xi = \text{RSwitch}(G, \theta, \eta, \kappa)$ are fully specified by the configurations θ and ξ . In that respect, considering the “reverse” process $\theta = \text{RSwitch}(G, \xi, \kappa, \eta)$, the corresponding sets \mathcal{N} , \mathcal{M} , \mathcal{M}_{ext} and \mathcal{M}_{int} that are generated, are exactly the same as those generated by $\xi = \text{RSwitch}(G, \theta, \eta, \kappa)$.

With all the above in mind, we proceed to prove the theorem. Particularly, we will show that the product of the ratios $\frac{\mu(\theta)}{\mu(\xi)}$ and $\frac{P_{\eta, \kappa}(\theta, \xi)}{P_{\kappa, \eta}(\xi, \theta)}$ is equal to one.

We start with $\frac{\mu(\theta)}{\mu(\xi)}$. Using the observations in (74) and (75), we get that

$$\frac{\mu(\theta)}{\mu(\xi)} = \prod_{\beta \in \mathcal{M}_{\text{ext}}} \frac{\psi_\beta(\theta(\partial\beta))}{\psi_\beta(\xi(\partial\beta))}. \quad (76)$$

We continue with $\frac{P_{\eta, \kappa}(\theta, \xi)}{P_{\kappa, \eta}(\xi, \theta)}$. Consider $\text{RSwitch}(G, \theta, \eta, \kappa)$ when it outputs ξ . Assume that for its iterative part, it considers the factor nodes in \mathcal{M} in some predefined order, i.e., there is a rule which indicates which factor node β to choose next among the available ones at each iteration. Assume that the same rule is used from $\text{RSwitch}(G, \xi, \kappa, \eta)$ when it generates θ .

For $\text{RSwitch}(G, \theta, \eta, \kappa)$, we define \mathcal{K}_t be the following event: for the factor node β_t , which is considered at iteration t , the process decides that the output configuration of $\partial\beta_t$ is $\xi(\partial\beta_t)$. Also, we let

$$P_{\eta, \kappa}(\beta_t) = \Pr[\mathcal{K}_t \mid \cap_{j < t} \mathcal{K}_j].$$

From the definition of RSwitch the following is immediate:

$$P_{\eta, \kappa}(\theta, \xi) = \prod_{\beta_t \in \mathcal{M}} P_{\eta, \kappa}(\beta_t). \quad (77)$$

To see the above note that RSwitch makes random choices only during its iterative part.

The assumption that $\text{RSwitch}(G, \theta, \eta, \kappa)$ and $\text{RSwitch}(G, \xi, \kappa, \eta)$ follow the same rule when they choose the factor nodes in \mathcal{M} implies the following: When the first process outputs ξ and the second one outputs θ , the factor node β_t , which is considered at iteration t , is the same for both processes. Using (77) we get that

$$\frac{P_{\eta, \kappa}(\theta, \xi)}{P_{\kappa, \eta}(\xi, \theta)} = \prod_{\beta_t \in \mathcal{M}} \frac{P_{\eta, \kappa}(\beta_t)}{P_{\kappa, \eta}(\beta_t)} = \prod_{\beta_t \in \mathcal{M}_{\text{int}}} \frac{P_{\eta, \kappa}(\beta_t)}{P_{\kappa, \eta}(\beta_t)} \times \prod_{\beta_t \in \mathcal{M}_{\text{ext}}} \frac{P_{\eta, \kappa}(\beta_t)}{P_{\kappa, \eta}(\beta_t)}. \quad (78)$$

For estimating the ratios in (78) we use the following claim.

Claim 6.7. For any $\beta \in \mathcal{M}_{\text{int}}$ we have that $P_{\eta,\kappa}(\beta) = P_{\kappa,\eta}(\beta)$. Also, for any $\beta \in \mathcal{M}_{\text{ext}}$ we have that

$$\frac{P_{\eta,\kappa}(\beta)}{P_{\kappa,\eta}(\beta)} = \frac{\psi_\beta(\xi(\partial\beta))}{\psi_\beta(\theta(\partial\beta))}. \quad (79)$$

Combining Claim 6.7 and (78) we get that

$$\frac{P_{\eta,\kappa}(\theta, \xi)}{P_{\eta,\kappa}(\xi, \theta)} = \prod_{\beta \in \mathcal{M}_{\text{ext}}} \frac{\psi_\beta(\xi(\partial\beta))}{\psi_\beta(\theta(\partial\beta))}. \quad (80)$$

Then, from (76) and (80) it is immediate that $\frac{\mu(\theta)}{\mu(\xi)} \times \frac{P_{\eta,\kappa}(\theta, \xi)}{P_{\eta,\kappa}(\xi, \theta)} = 1$, which proves Theorem 6.1. \square

Proof of Claim 6.7. First, we consider the case of $\beta \in \mathcal{M}_{\text{int}}$ but not in a short cycle. We write both $P_{\eta,\kappa}(\beta)$ and $P_{\kappa,\eta}(\beta)$, in terms of the weight function ψ_β . Particularly, using (26) we have that

$$P_{\eta,\kappa}(\beta) = \max \left\{ 0, 1 - \frac{\psi_\beta(\theta^*(\partial\beta))}{\psi_\beta(\theta(\partial\beta))} \right\}, \quad P_{\kappa,\eta}(\beta) = \max \left\{ 0, 1 - \frac{\psi_\beta(\xi^*(\partial\beta))}{\psi_\beta(\xi(\partial\beta))} \right\}, \quad (81)$$

where the configurations $\theta^*(\partial\beta)$ and $\xi^*(\partial\beta)$ are defined as follows: there exist $j \in [k]$ such that

$$\xi^*(\partial_r\beta) = \xi(\partial_r\beta), \quad \theta^*(\partial_r\beta) = \theta(\partial_r\beta) \quad \forall r \in [k] \setminus \{j\}.$$

Furthermore, setting $\mathcal{D} = \{\xi^*(\partial_j\beta), \theta^*(\partial_j\beta)\}$ the following holds for $\xi^*(\partial\beta)$ and $\theta^*(\partial\beta)$:

$$\xi^*(\partial_r\beta) = \begin{cases} \mathcal{D} \setminus \{\theta^*(\partial_r\beta)\} & \text{if } \theta^*(\partial_r\beta) \in \mathcal{D}, \\ \theta^*(\partial_r\beta) & \text{otherwise,} \end{cases} \quad \text{for } r = 1, 2, 3, \dots, k.$$

That is, we get $\xi^*(\partial\beta)$ from $\theta^*(\partial\beta)$ by exchanging the spin-classes of the elements in \mathcal{D} . Note that a similar relation holds between $\xi(\partial\beta)$ and $\theta(\partial\beta)$. For such $\xi^*(\partial\beta)$, $\theta^*(\partial\beta)$ and $\xi(\partial\beta)$, $\theta(\partial\beta)$ the property of ψ_β in (14) implies that

$$\psi_\beta(\theta^*(\partial\beta)) = \psi_\beta(\xi^*(\partial\beta)), \quad \psi_\beta(\theta(\partial\beta)) = \psi_\beta(\xi(\partial\beta)). \quad (82)$$

Combining (81) and (82) we get that $P_{\eta,\kappa}(\beta) = P_{\kappa,\eta}(\beta)$.

The case where $\beta \in \mathcal{M}_{\text{int}}$ and also belongs to a short cycle follows immediately since the choices in (30) are deterministic.

We proceed with the case where $\beta \in \mathcal{M}_{\text{ext}}$ but not in a short cycle. As before, we write both $P_{\eta,\kappa}(\beta)$ and $P_{\kappa,\eta}(\beta)$, in terms of the weight function ψ_β . Particularly, using (26) we have that

$$P_{\eta,\kappa}(\beta) = \min \left\{ 1, \frac{\psi_\beta(\xi(\partial\beta))}{\psi_\beta(\theta(\partial\beta))} \right\}, \quad P_{\kappa,\eta}(\beta) = \min \left\{ 1, \frac{\psi_\beta(\theta(\partial\beta))}{\psi_\beta(\xi(\partial\beta))} \right\}. \quad (83)$$

For proving (79) we consider cases.

The first case is when $\psi_\beta(\xi(\partial\beta)) \geq \psi_\beta(\theta(\partial\beta))$. Then (83) implies that $P_{\eta,\kappa}(\beta) = 1$ and $P_{\kappa,\eta}(\beta) = \frac{\psi_\beta(\theta(\partial\beta))}{\psi_\beta(\xi(\partial\beta))}$, which in turn implies (79).

We work similarly for the second case, where we assume that $\psi_\beta(\xi(\partial\beta)) \leq \psi_\beta(\theta(\partial\beta))$. Then, (83) implies that $P_{\eta,\kappa}(\beta) = \frac{\psi_\beta(\xi(\partial\beta))}{\psi_\beta(\theta(\partial\beta))}$ and $P_{\kappa,\eta}(\beta) = 1$ which in turn implies (79).

It only remains to consider the case where $\beta \in \mathcal{M}_{\text{ext}}$ and at the same time β belong to a short cycle. Then, from the rule (30) and (31) the following is immediate: If z is the disagreeing vertex in $\partial\beta$, then, since $\beta \in \mathcal{M}_{\text{ext}}$, there is no $x \in \partial\beta \setminus \{z\}$ such that $\theta(x) \in \mathcal{D}$, where $\mathcal{D} = \{\theta(z), \xi(z)\}$. Then, from (14), we conclude that $\psi_\beta(\theta(\partial\beta)) = \psi_\beta(\xi(\partial\beta))$. Furthermore, we have that $\frac{P_{\eta,\kappa}(\beta)}{P_{\kappa,\eta}(\beta)} = 1$, because the rule (30) is deterministic. The above observations imply (79), particularly, they imply that

$$\frac{P_{\eta,\kappa}(\beta)}{P_{\kappa,\eta}(\beta)} = \frac{\psi_\beta(\xi(\partial\beta))}{\psi_\beta(\theta(\partial\beta))} = 1.$$

All the above conclude the proof of Claim 6.7. \square

6.3.2. *Proof of Lemma 6.2.* Let $\Lambda = \partial\alpha \setminus \{x\}$. Let σ be distributed as in $\mu(\cdot \mid x, \eta)$, while let $\hat{\sigma}$ be distributed as in $\mu(\cdot \mid x, \kappa)$. It suffices to show that there is a coupling of σ and $\hat{\sigma}$ such that

$$\Pr[\sigma(\Lambda) \neq \hat{\sigma}(\Lambda)] \leq 2\mathcal{RS}_x. \quad (84)$$

Consider the random variables $\eta_0, \eta_1 \in \mathcal{A}^V$ which are defined as follows: $\eta_0 = \text{RSwitch}(G, \sigma, \sigma(\partial\alpha), \theta)$, where θ is a configuration on $\partial\alpha$ such that $\theta(x) = \kappa$, while $\theta(\Lambda) = \sigma(\Lambda)$. Also, we have that $\eta_1 = \text{RSwitch}(G, \sigma, \eta, \kappa)$.

Let's make some observation. The processes $\text{RSwitch}(G, \sigma, \sigma(\partial\alpha), \theta)$ and $\text{RSwitch}(G, \sigma, \eta, \kappa)$ are almost identical. Roughly speaking, the first process is the same as the second one with the only difference that it cannot change the configuration at Λ , whereas the second process can. Note that if the first process attempts to change the configuration at Λ , it fails. In some perspective, one can perceive the first one as a more restricted version of the second one, in terms of failure.

We couple the execution of the two processes as close as possible. We only have $\eta_1 \neq \eta_2$ in two cases. The first case is when both processes fail. The second case is when both processes attempt to change the assignment at Λ . Then, the first process fails, whereas the second one continuous.

Recall that $\hat{\sigma}$ be distributed as in $\mu(\cdot \mid x, \kappa)$. We couple η_1 with $\hat{\sigma}$ optimally. This what we call Coupling A. We couple η_0 with η_1 as described above. This is what we call Coupling B. Then, we couple σ with

$$\begin{cases} \eta_0 & \text{if } \eta_0 = \eta_1 = \hat{\sigma} \text{ in Couplings A and B} \\ \hat{\sigma} & \text{otherwise.} \end{cases}$$

We note the following: if we have $\eta_0 = \eta_1 = \hat{\sigma}$, then we also have that $\hat{\sigma}(\Lambda) = \sigma(\Lambda)$. This follows from the observation that a necessary (not sufficient) condition for $\eta_0, \eta_1, \hat{\sigma}$ to be equal with each other is that both $\text{RSwitch}(G, \sigma, \sigma(\partial\alpha), \theta)$ and $\text{RSwitch}(G, \sigma, \eta, \kappa)$ do *not* fail. But, when the two processes do not fail, we always have $\eta_0(\Lambda) = \eta_1(\Lambda) = \sigma(\Lambda)$. Note that this follows from the fact that not fail means that the configuration at Λ in the two processes does not change from its initial configuration $\sigma(\Lambda)$. From the above observation we conclude that indeed the event $\eta_0 = \eta_1 = \hat{\sigma}$ implies $\hat{\sigma}(\Lambda) = \sigma(\Lambda)$.

From the above, we conclude that

$$\Pr[\sigma(\Lambda) \neq \hat{\sigma}(\Lambda)] \leq \Pr[\eta_0 \neq \eta_1 \text{ or } \eta_1 \neq \hat{\sigma}] \leq \Pr[\eta_0 \neq \eta_1] + \Pr[\eta_1 \neq \hat{\sigma}], \quad (85)$$

where the second inequality is from the union bound. In light of (85), we get (84) by showing that

$$\Pr[\eta_0 \neq \eta_1] \leq \mathcal{RS}_x, \quad \Pr[\eta_1 \neq \hat{\sigma}] \leq \mathcal{RS}_x. \quad (86)$$

As far as the leftmost inequality is regarded, note that have $\eta_0 \neq \eta_1$ if at least one of $\text{RSwitch}(G, \sigma, \sigma(\partial\alpha), \theta)$ and $\text{RSwitch}(G, \sigma, \eta, \kappa)$ fails. Noting that the second process can only fail if the first one fails, we immediately get that

$$\Pr[\eta_0 \neq \eta_1] = \Pr[\text{RSwitch}(G, \sigma, \sigma(\partial\alpha), \theta) \text{ fails}] \leq \mathcal{RS}_x, \quad (87)$$

where the last inequality follows by a simple convexity argument.

We proceed with bounding $\Pr[\eta_1 \neq \hat{\sigma}]$. Recall that we couple $\hat{\sigma}$ and η_1 , optimally which implies the following: Letting $\hat{\nu}$ be the distribution of η_1 , we have that

$$\Pr[\eta_1 \neq \hat{\sigma}] = \|\hat{\nu} - \mu(\cdot \mid x, \kappa)\|_{tv}. \quad (88)$$

Consider the process $\text{RSwitch}(G, \sigma, \eta, \kappa)$ and let \mathbf{F} be the event that this process fails.

For any $\theta \in \mathcal{A}^V$ we have that

$$\hat{\nu}(\theta) = \sum_{\xi \in \mathcal{A}^V} \mu(\xi \mid x, \eta) P_{\eta, \kappa}(\xi, \theta) = \frac{1}{\mu_x(\eta)} \sum_{\tau \in \mathcal{A}^V} \mu(\xi) P_{\eta, \kappa}(\xi, \theta). \quad (89)$$

Also, Theorem 6.1 implies that the following: For any $\theta, \xi \in \mathcal{A}^V$, we have that

$$\mu(\xi) P_{\eta, \kappa}(\xi, \theta) = \mu(\theta) P_{\kappa, \eta}(\theta, \xi). \quad (90)$$

Combining the two above equalities we get that

$$\begin{aligned}
\hat{\nu}(\theta) &= \frac{1}{\mu_x(\eta)} \sum_{\xi \in \mathcal{A}^V} \mu(\theta) P_{\kappa, \eta}(\theta, \xi) = \frac{\mu_x(\kappa)}{\mu_x(\eta)} \sum_{\xi \in \mathcal{A}^V} \mu(\theta \mid x, \kappa) P_{\kappa, \eta}(\theta, \xi) \\
&= \mu(\theta \mid x, \kappa) \sum_{\xi \in \mathcal{A}^V} P_{\kappa, \eta}(\theta, \xi) \quad [\text{since } \mu_x(\kappa) = \mu_x(\eta) = 1/|\mathcal{A}|] \\
&= \mu(\theta \mid x, \kappa) (1 - \Pr[\mathcal{B}(\theta)]), \tag{91}
\end{aligned}$$

where $\mathcal{B}(\theta)$ is the event that $\text{RSwitch}(G, \theta, \kappa, \eta)$ fails. Using the above, we get that

$$\begin{aligned}
\|\mu(\cdot \mid x, \kappa) - \hat{\nu}(\cdot)\|_{tv} &= (1/2) \sum_{\theta \in \mathcal{A}^V} |\mu(\theta \mid x, \kappa) - \hat{\nu}(\theta)| + (1/2) \Pr[\mathbf{F}] \\
&= (1/2) \sum_{\theta \in \mathcal{A}^V} \mu(\theta \mid x, \kappa) \Pr[\mathcal{B}(\theta)] + (1/2) \Pr[\mathbf{F}] \quad [\text{we use (91)}] \\
&= (1/2) (\Pr[\text{RSwitch}(G, \hat{\sigma}, \kappa, \eta) \text{ fails}] + \Pr[\mathbf{F}]), \tag{92}
\end{aligned}$$

where $\hat{\sigma}$ is distributed as in $\mu(\cdot \mid x, \kappa)$. Similarly to (87), note that both quantities on the r.h.s. of (92) are upper bounded by \mathcal{RS}_x . Using this observation and combining (88) with (92) we immediately get

$$\Pr[\eta \neq \hat{\sigma}] \leq \mathcal{RS}_x. \tag{93}$$

Eq. (87) and (93) imply that (86) is true. All the above conclude the proof of Lemma 6.2. \square

6.3.3. Proof of Lemma 6.3. For the sake of brevity we let $\mu = \mu_G$, $\Lambda = \partial\alpha$, while $\Lambda = \{z_1, \dots, z_k\}$. For any $r \in [k-1]$, let $\Lambda_{>r} = \{z_{r+1}, z_{r+2}, \dots, z_k\}$. We have that

$$\|\mu - \zeta\|_{\Lambda} \leq \sum_{r=1}^{k-1} \max_{\kappa, \eta} \|\mu(\cdot \mid z_r, \eta) - \mu(\cdot \mid z_r, \kappa)\|_{\Lambda \setminus \{z_r\}}, \tag{94}$$

Before showing that (94) is true, let us show how it can be used to prove Lemma 6.3. Note that, given (94), it suffices to show that for $j \in [k-1]$ and for any two configurations $\eta, \kappa \in \mathcal{A}^{z_j}$ we have that

$$\|\mu(\cdot \mid z_j, \eta) - \mu(\cdot \mid z_j, \kappa)\|_{\Lambda \setminus \{z_r\}} \leq 2\mathcal{RS}_{z_j}. \tag{95}$$

Clearly, the above inequality is true due to Lemma 6.2. It remains to prove that (94) is true.

For $r \in [k-1]$, we let ξ_r be the distribution over the configurations \mathcal{A}^{Λ} such that

$$\xi_r = \left(\bigotimes_{j=1}^r \mu_{z_j} \right) \otimes \mu_{\Lambda_{>r}}.$$

That is, ξ_r factorises as a product over the components $z_1, z_2, \dots, \Lambda_{>r}$ with the corresponding marginals being $\mu_{z_1}, \dots, \mu_{z_r}$, and $\mu_{\Lambda_{>r}}$. Noting that μ_{z_j} for any $j \in [k]$, is the uniform distribution over \mathcal{A} , we have that ξ_{k-1} and the marginal of ζ on Λ is the same distribution. Also, with a slight abuse of notation we let $\xi_0 = \mu_{\Lambda}$, i.e., this is the marginal of μ on Λ . Using the triangle inequality we get that

$$\|\mu - \zeta\|_{\Lambda} \leq \sum_{r=1}^{k-1} \|\xi_{r-1} - \xi_r\|_{tv}. \tag{96}$$

In light of the above inequality, for proving (94) it suffices to show that for any $r \in [k-1]$ we have that

$$\|\xi_{r-1} - \xi_r\|_{tv} \leq \max_{\eta, \kappa} \|\mu(\cdot \mid z_r, \eta) - \mu(\cdot \mid z_r, \kappa)\|_{\Lambda \setminus \{z_r\}}. \tag{97}$$

We prove the above by using coupling. Let τ_1 and τ_2 be distributed as in ξ_{r-1} and ξ_r , respectively. We note that the two distributions specify the same marginals for the set $\Lambda_{<r} = \{z_1, \dots, z_{r-1}\}$. Recall that both distributions ξ_{r-1} and ξ_r specify the uniform distribution over the configurations of $\Lambda_{<r}$. We couple τ_1 and τ_2 on $\Lambda_{<r}$ identically, i.e., with probability 1, for all $j \in [r-1]$ we have that $\tau_1(z_j) = \tau_2(z_j)$.

Since the marginals of ξ_{r-1} at z_r is the uniform distribution, we couple $\tau_1(z_r)$ and $\tau_2(z_r)$ identically, too.

It now remains to couple the remaining components, i.e., we couple $\tau_1(\Lambda_{>r})$ and $\tau_2(\Lambda_{>r})$. At this point, we note that the difference in the two distributions ξ_{r-1}, ξ_r amounts to the fact that the distribution of the configuration at the component $\Lambda_{>r}$ in ξ_{r-1} depends on that of z_r , while in ξ_r it does not. Given the value of

$\tau_1(z_r)$ and $\tau_2(z_r)$, the above implies that the conditional marginals of ξ_{r-1}, ξ_r on the set $\Lambda_{>r}$ are different with each other. We couple $\tau_1(\Lambda_{>r})$ and $\tau_2(\Lambda_{>r})$ optimally.

Using the above coupling, we note that τ_1 and τ_2 can only disagree on the set $\Lambda_{>r}$. Then, we have

$$\begin{aligned} \|\xi_{r-1} - \xi_r\|_{tv} &\leq \Pr[\tau_1 \neq \tau_2] = \Pr[\tau_1(\Lambda_{>r}) \neq \tau_2(\Lambda_{>r})] \\ &\leq \max_{\eta, \kappa} \Pr[\tau_1(\Lambda_{>r}) \neq \tau_2(\Lambda_{>r}) \mid \tau_1(z_r) = \eta, \tau_2(z_r) = \kappa] \\ &= \max_{\kappa, \eta} \|\xi_{r-1}(\cdot \mid z_r, \eta) - \xi_r(\cdot \mid z_r, \kappa)\|_{\Lambda_{>r}}, \end{aligned} \quad (98)$$

the last equality follows from the assumption that we couple $\tau_1(\Lambda_{>r})$ and $\tau_2(\Lambda_{>r})$ optimally. We also have that

$$\|\xi_{r-1}(\cdot \mid z_r, \eta) - \xi_r(\cdot \mid z_r, \kappa)\|_{\Lambda_{>r}} \leq \|\mu(\cdot \mid z_r, \eta) - \mu(\cdot \mid z_r, \kappa)\|_{\Lambda_{>r}} \leq \|\mu(\cdot \mid z_r, \eta) - \mu(\cdot \mid z_r, \kappa)\|_{\Lambda \setminus \{z_r\}}, \quad (99)$$

where the first inequality follows from the definition of ξ_{r-1} and ξ_r . Combining (98) and (99), we get (97). This concludes the proof of Lemma 6.3. \square

6.4. Proofs of the results in Section 6.2.

6.4.1. Proof of Theorem 6.4. In the definition of CycleSwitch, in Section 5, we used the subgraph H , in this proof we use a slightly different formulation using \bar{H} , i.e., the subgraph which is derived from H by removing the factor node α . This should not create any confusion. Furthermore, it gives a clearer proof of Theorem 6.4.

From the description of \bar{H} note that this is a graph which consists of a path and a set of $k-2$ isolated nodes. We let Λ be the set of variable nodes in \bar{H} minus the isolated nodes.

Consider the process CycleSwitch(G, θ, η, κ). Let $P_{\eta, \kappa}^A(\theta, \xi)$ be the probability that the process at step (32) decides that the configuration at Λ changes from $\theta(\Lambda)$ to $\xi(\Lambda)$. In the same manner, we define $P_{\kappa, \eta}^A(\xi, \theta)$, w.r.t. the “reverse” process CycleSwitch(G, ξ, κ, η). From (32) we have that

$$P_{\eta, \kappa}^A(\theta, \xi) = \frac{\psi_{\bar{H}}(\xi(\Lambda))}{Z_{\bar{H}}^\kappa}, \quad P_{\kappa, \eta}^A(\xi, \theta) = \frac{\psi_{\bar{H}}(\theta(\Lambda))}{Z_{\bar{H}}^\eta}, \quad (100)$$

where $\psi_{\bar{H}}$ is the product of the weight functions ψ_β with β varying over the factor nodes in \bar{H} . Also, $Z_{\bar{H}}^\eta$ is the sum of $\psi_{\bar{H}}(\sigma)$, where σ varies over the configurations of \bar{H} which assign y_a and y_b the configuration $\eta(M)$. We define $Z_{\bar{H}}^\kappa$ similarly.

Assume that CycleSwitch(G, θ, η, κ), at step (32), changes the assignment of Λ from $\theta(\Lambda)$ to $\xi(\Lambda)$. Recall that, subsequently, the process works as follows: we $\mathcal{F} = \theta(V_{\bar{H}}) \oplus \xi(V_{\bar{H}})$, i.e., the set on which $\theta(V_{\bar{H}})$ and $\xi(V_{\bar{H}})$ disagree. For brevity, we let $\mathcal{F} = \{z_1, z_2, \dots, z_t\}$, where $t = |\mathcal{F}|$. The process considers the sequence of configurations $\theta_0, \theta_1, \dots, \theta_t$ of \bar{H} such that $\theta_0 = \theta(V_{\bar{H}})$ and $\theta_t = \xi(V_{\bar{H}})$, while each θ_j is derived from $\theta(V_{\bar{H}})$ by changing the assignment of the variable nodes $y \in \{z_1, z_2, \dots, z_j\}$ from $\theta(y)$ to $\xi(y)$. Then, CycleSwitch applies the iteration in (33). That is, letting $\eta_0 = \theta$, it sets

$$\eta_j = \text{RSwitch}(\bar{G}, \eta_{j-1}, \kappa_{j-1}, \kappa_j) \quad \text{for } j = 1, \dots, t, \quad (101)$$

where \bar{G} is derived from G by deleting all the factor nodes that belong to \bar{H} .

Consider the process CycleSwitch(G, ξ, κ, η), i.e., the reverse process. Then, the corresponding iteration to (101) is as follows: let $\hat{\eta}_0 = \xi$, set

$$\hat{\eta}_j = \text{RSwitch}(\bar{G}, \hat{\eta}_{j-1}, \theta_{t-(j-1)}, \theta_{t-j}) \quad \text{for } j = 1, \dots, t.$$

Claim 6.8. We have that $\mu_{\bar{G}}(\theta) \Pr[\eta_t = \xi] = \mu_{\bar{G}}(\xi) \Pr[\hat{\eta}_t = \theta]$.

From the definition of CycleSwitch, we have that

$$P_{\eta, \kappa}(\theta, \xi) = P_{\eta, \kappa}^A(\theta, \xi) \times \Pr[\eta_t = \xi] \quad \text{and} \quad P_{\kappa, \eta}(\xi, \theta) = P_{\kappa, \eta}^A(\xi, \theta) \times \Pr[\hat{\eta}_t = \theta].$$

Combining the above with (100) and Claim 6.8 we get that

$$\frac{P_{\eta, \kappa}(\theta, \xi)}{P_{\kappa, \eta}(\xi, \theta)} = \frac{\psi_{\bar{H}}(\xi(\Lambda))}{Z_{\bar{H}}^{\kappa}} \times \frac{Z_{\bar{H}}^{\eta}}{\psi_{\bar{H}}(\theta(\Lambda))} \times \frac{\psi_{\bar{G}}(\xi)}{\psi_{\bar{G}}(\theta)} = \frac{Z_{\bar{H}}^{\eta}}{Z_{\bar{H}}^{\kappa}} \times \frac{\psi_{\bar{G}}(\xi)}{\psi_{\bar{G}}(\theta)}, \quad (102)$$

where for the second equality we use that $\psi_{\bar{H}}(\xi(\Lambda)) \times \psi_{\bar{G}}(\xi) = \psi_G(\xi)$ and $\psi_{\bar{H}}(\theta(\Lambda)) \times \psi_{\bar{G}}(\theta) = \psi_G(\theta)$. Furthermore, from the definition of the corresponding quantities we have that

$$\mu_G(\theta) = \psi_G(\theta)/Z_G, \quad \mu_G(\xi) = \psi_G(\xi)/Z_G \quad \mu_{\bar{H}, \Lambda}(\kappa) = Z_{\bar{H}}^{\kappa}/Z_{\bar{H}}, \quad \mu_{\bar{H}, \Lambda}(\eta) = Z_{\bar{H}}^{\eta}/Z_{\bar{H}}. \quad (103)$$

The theorem follows by noting the following: plugging (102), (103) into (73), all the quantities cancel out. \square

Proof of Claim 6.8. We prove the claim by using the detailed balance property of `RSwitch`, i.e., Theorem 6.1. Consider an t -tuple of configurations $\xi = (\xi_0, \xi_1, \xi_2, \dots, \xi_t)$ such that $\xi_r \in \mathcal{A}^V$, for $r = 0, \dots, t$. Let

$$P_j(\xi) = \Pr[\xi_j = \text{RSwitch}(G, \xi_{j-1}, \theta_{j-1}, \theta_j)] \quad \text{for } j = 1, \dots, t,$$

Similarly, let

$$Q_j(\xi) = \Pr[\xi_{t-j} = \text{RSwitch}(G, \xi_{t-(j-1)}, \theta_{t-(j-1)}, \theta_{t-j})] \quad \text{for } j = 1, \dots, t.$$

Let \mathcal{L} be the set of t -tuples of configurations as above such that $\xi_0 = \theta$ and $\xi_t = \xi$. We have that

$$\Pr[\eta_t = \xi] = \sum_{\xi \in \mathcal{L}} \Pr[\wedge_{j=1}^t \eta_j = \xi_j] \quad \Pr[\hat{\eta}_t = \theta] = \sum_{\xi \in \mathcal{L}} \Pr[\wedge_{j=1}^t \hat{\eta}_j = \xi_{t-j}]. \quad (104)$$

Furthermore, from the definition of the corresponding quantities, for every $\xi \in \mathcal{L}$ we have

$$\Pr[\wedge_{j \in [t]} \eta_j = \xi_j] = \prod_{j \in [t]} P_j(\xi), \quad \Pr[\wedge_{j \in [t]} \hat{\eta}_j = \xi_{t-j}] = \prod_{j \in [t]} Q_j(\xi). \quad (105)$$

From Theorem 6.1 we get the following: For any $\xi \in \mathcal{L}$ we have that

$$\mu_{\bar{G}}(\xi_{j-1})P_j(\xi) = \mu_{\bar{G}}(\xi_j)Q_{t-j}(\xi) \quad \text{for } j = 1, \dots, t. \quad (106)$$

Multiplying all the equalities in (106), we get that

$$\mu_{\bar{G}}(\xi_0) \prod_{j \in [t]} P_j(\xi) = \mu_{\bar{G}}(\xi_t) \prod_{j \in [t]} Q_j(\xi).$$

Note that for each $\xi \in \mathcal{L}$ we have $\xi_0 = \theta$ and $\xi_t = \xi$. Summing over $\xi \in \mathcal{L}$ the above equations, we have

$$\mu_{\bar{G}}(\theta) \sum_{\xi \in \mathcal{L}} \prod_{j \in [t]} P_j(\xi) = \mu_{\bar{G}}(\xi) \sum_{\xi \in \mathcal{L}} \prod_{j \in [t]} Q_j(\xi).$$

The claim follows by substituting the sums in the equality above using (104) and (105). \square

6.4.2. Proof of Lemma 6.5. Since both μ_G and $\mu_{\bar{H}}$ are symmetric, their corresponding marginals at y_a is the uniform distribution over \mathcal{A} . Using standard derivations, we immediately get that

$$\|\mu_G - \mu_{\bar{H}}\|_M \leq \max_{\sigma} \|\mu_G(\cdot \mid y_a, \sigma) - \mu_{\bar{H}}(\cdot \mid y_a, \sigma)\|_{y_b}, \quad (107)$$

where σ varies over \mathcal{A}^{y_a} . For fixed $\sigma \in \mathcal{A}^{y_a}$, consider the random variables $\theta, \eta \in \mathcal{A}^V$ defined as follows: θ be distributed as in $\mu_G(\cdot \mid y_a, \tau)$, for $\tau \in \mathcal{A}^{y_a}$ such that σ . Also, we have $\eta = \text{CycleSwitch}(G, \theta, \tau, \sigma)$. For what follows, we let $\hat{\nu}$ be the distribution of η . Using the triangle inequality we have

$$\|\mu_G(\cdot \mid y_a, \sigma) - \mu_{\bar{H}}(\cdot \mid y_a, \sigma)\|_{y_b} \leq \|\mu_G(\cdot \mid y_a, \sigma) - \hat{\nu}\|_{y_b} + \|\hat{\nu} - \mu_{\bar{H}}(\cdot \mid y_a, \sigma)\|_{y_b}. \quad (108)$$

The lemma will follow by bounding appropriately the two quantities on the r.h.s. of the inequality above.

First, we focus on $\|\hat{\nu} - \mu_{\bar{H}}(\cdot \mid y_a, \sigma)\|_{y_b}$. Let $\hat{\tau}$ be distributed as in $\mu_{\bar{H}}(\cdot \mid y_a, \sigma)$. From the definition of `CycleSwitch`(G, θ, τ, σ) it follows that initially $\eta(y_b)$ is chosen according to the same distribution as $\hat{\tau}$. In that respect, we can couple the two configurations identically. However, the process `CycleSwitch` may fail in a later stage of the execution. Fail means that $\eta(y_b)$ changes again to an assignment different than $\hat{\tau}(y_b)$.

Then, we conclude that the probability of having $\eta(y_b) \neq \hat{\tau}(y_b)$ is equal to the probability of the process $\text{CycleSwitch}(G, \theta, \tau, \sigma)$ failing. Since this probability is at most \mathcal{CS}_M , we get

$$\|\hat{\nu} - \mu_{\bar{H}}(\cdot | y_a, \sigma)\|_{y_b} \leq \mathcal{CS}_M. \quad (109)$$

As far as $\|\mu_G(\cdot | y_a, \sigma) - \hat{\nu}\|_{y_b}$ is concerned, we consider the process $\text{CycleSwitch}(G, \theta, \tau, \sigma)$. Let \mathbf{F} be the event that this process fails. For any $\eta \in \mathcal{A}^V$, we have that

$$\hat{\nu}(\eta) = \sum_{\xi \in \mathcal{A}^V} \mu_G(\xi | y_a, \tau) P_{\tau, \sigma}(\xi, \eta) = |\mathcal{A}| \sum_{\xi \in \mathcal{A}^V} \mu_G(\xi) P_{\tau, \sigma}(\xi, \eta) = \sum_{\xi \in \mathcal{A}^V} \frac{\mu_G(\xi)}{\mu_{H, y_a}(\tau)} P_{\tau, \sigma}(\xi, \eta),$$

where the $P_{\tau, \sigma}$ are w.r.t. the process $\text{CycleSwitch}(G, \theta, \tau, \sigma)$. The second equality, above, follows from the observation that $\mu_{G, y_a}(\tau) = 1/|\mathcal{A}|$. The last equality follows from the observation that $\mu_{\bar{H}, y_a}(\tau) = 1/|\mathcal{A}|$. Using Theorem 6.4 we get

$$\begin{aligned} \hat{\nu}(\eta) &= \sum_{\xi \in \mathcal{A}^V} \frac{\mu_G(\eta)}{\mu_{\bar{H}, y_a}(\sigma)} P_{\sigma, \tau}(\eta, \xi) = \sum_{\xi \in \mathcal{A}^V} \frac{\mu_G(\eta)}{\mu_{G, y_a}(\sigma)} P_{\sigma, \tau}(\eta, \xi) = \sum_{\xi \in \mathcal{A}^V} \mu_G(\eta | y_a, \sigma) P_{\sigma, \tau}(\eta, \xi) \\ &= \mu_G(\eta | y_a, \sigma) (1 - \Pr[\mathcal{B}(\eta)]) \end{aligned} \quad (110)$$

where $\mathcal{B}(\eta)$ is the event that $\text{CycleSwitch}(G, \eta, \sigma, \tau)$ fails. Furthermore, we have that

$$\begin{aligned} \|\mu_G(\cdot | y_a, \sigma) - \hat{\nu}\|_{y_b} &\leq \|\mu_G(\cdot | y_a, \sigma) - \hat{\nu}\|_{tv} = (1/2) \sum_{\eta \in \mathcal{A}^V} |\hat{\nu}(\eta) - \mu_G(\eta | y_a, \sigma)| + (1/2) \Pr[\mathbf{F}] \\ &= (1/2) \sum_{\eta \in \mathcal{A}^V} \mu_G(\eta | y_a, \sigma) \Pr[\mathcal{B}(\eta)] + (1/2) \Pr[\mathbf{F}] \quad [\text{we use (110)}] \\ &\leq \mathcal{CS}_M. \end{aligned} \quad (111)$$

The lemma follows by plugging (111), (109) and (108) into (107).

6.4.3. Proof of Lemma 6.6. For the sake of brevity, we let $\Lambda = \partial\alpha$, while let $\Lambda = \{z_1, z_2, \dots, z_k\}$. Furthermore, w.l.o.g. assume that $\Lambda \cap M = \{z_{k-1}, z_k\}$. We have that

$$\|\mu_G - \mu_{\bar{H}}\|_{\Lambda} \leq \|\mu_G + \mu_{\bar{H}}\|_M + \sum_{r=1}^{k-2} \max_{\sigma, \tau} \|\mu_G(\cdot | z_r, \sigma) - \mu_G(\cdot | z_r, \tau)\|_{\Lambda \setminus \{z_r\}}. \quad (112)$$

Before showing that (112) is true, let us show how we can use it to prove Lemma 6.6.

Lemma 6.2 implies that for any $\tau, \sigma \in \mathcal{A}^{z_r}$ we have that

$$\|\mu_G(\cdot | z_r, \sigma) - \mu_G(\cdot | z_r, \tau)\|_{\Lambda \setminus \{z_r\}} \leq 2\mathcal{RS}_{z_r} \quad \text{for } r = 1, 2, \dots, k-2. \quad (113)$$

Furthermore, Lemma 6.5 implies that

$$\|\mu_G + \mu_{\bar{H}}\|_M \leq 2\mathcal{CS}_M. \quad (114)$$

Clearly, the lemma follows by combining (114), (113) and (112).

In light of all the above, it remains to show that (112) is true. For what follows, let $\Lambda_{>r} = \{z_{r+1}, \dots, z_k\}$ and $\Lambda_{<r} = \{z_1, \dots, z_{r-1}\}$. For $j = 1, \dots, k-2$, we let the probability measure $\nu_{\text{prod}}^{(j)} : \mathcal{A}^{\Lambda} \rightarrow [0, 1]$ be such that

$$\nu_{\text{prod}}^{(j)} = \left(\otimes_{r=1}^j \mu_{G, z_r} \right) \otimes \mu_{G, \Lambda_{>j}}. \quad (115)$$

That is, $\nu_{\text{prod}}^{(j)}$ factorises as a product over the components z_1, z_2, \dots, z_j and $\Lambda_{>j}$ with the corresponding marginals being $\mu_{G, z_1}, \mu_{G, z_2}, \dots, \mu_{G, z_j}$ and $\mu_{G, \Lambda_{>j}}$. With a little abuse of notation we let $\nu_{\text{prod}}^{(0)} = \mu_{G, \Lambda}$, i.e., the marginal of μ_G on the set Λ . From the triangle inequality, we have

$$\|\mu_G - \mu_{\bar{H}}\|_{\Lambda} \leq \|\mu_{\bar{H}, \Lambda} - \nu_{\text{prod}}^{(k-2)}\|_{tv} + \sum_{j=0}^{k-2} \|\nu_{\text{prod}}^{(j)} - \nu_{\text{prod}}^{(j+1)}\|_{tv}. \quad (116)$$

First, we are going to show that for $r = 0, \dots, k-2$ we have that

$$\|\nu_{\text{prod}}^{(r)} - \nu_{\text{prod}}^{(r+1)}\|_{tv} \leq \max_{\eta, \kappa} \|\mu_G(\cdot \mid z_r, \eta) - \mu_G(\cdot \mid z_r, \kappa)\|_{A \setminus \{z_r\}}. \quad (117)$$

We prove the above by using coupling. Let τ_1 and τ_2 be distributed as in $\nu_{\text{prod}}^{(r)}$ and $\nu_{\text{prod}}^{(r+1)}$, respectively. We note that the two distributions specify the same marginals for the set $A_{<r} = \{z_1, \dots, z_{r-1}\}$. Recall that both distributions specify the uniform distribution over the configurations of $A_{<r}$. We couple τ_1 and τ_2 on $A_{<r}$ identically, i.e., with probability 1, for all $j \in [r-1]$ we have that $\tau_1(z_j) = \tau_2(z_j)$.

Since the marginals of $\nu_{\text{prod}}^{(r)}$ at z_r is the uniform distribution, we couple $\tau_1(z_r)$ and $\tau_2(z_r)$ identically.

Now we couple the remaining components, i.e., we couple $\tau_1(A_{>r})$ and $\tau_2(A_{>r})$. At this point, we note that the difference in the two distributions $\nu_{\text{prod}}^{(r)}, \nu_{\text{prod}}^{(r+1)}$ amounts to the fact that the distribution of the configuration at the component $A_{>r}$ in $\nu_{\text{prod}}^{(r)}$ depends on that of z_r , while in $\nu_{\text{prod}}^{(r+1)}$ it does not. Given the value of $\tau_1(z_r)$ and $\tau_2(z_r)$, the above implies that the conditional marginals of $\nu_{\text{prod}}^{(r)}, \nu_{\text{prod}}^{(r+1)}$ on the set $A_{>r}$ are different with each other. We couple $\tau_1(A_{>r})$ and $\tau_2(A_{>r})$ optimally.

Using the above coupling, we note that τ_1 and τ_2 can only disagree on the set $A_{>r}$. Then, we have

$$\begin{aligned} \|\nu_{\text{prod}}^{(r)} - \nu_{\text{prod}}^{(r+1)}\|_{tv} &\leq \Pr[\tau_1 \neq \tau_2] = \Pr[\tau_1(A_{>r}) \neq \tau_2(A_{>r})] \\ &\leq \max_{\eta, \kappa} \Pr[\tau_1(A_{>r}) \neq \tau_2(A_{>r}) \mid \tau_1(z_r) = \eta, \tau_2(z_r) = \kappa] \\ &= \max_{\kappa, \eta} \|\nu_{\text{prod}}^{(r)}(\cdot \mid z_r, \eta) - \nu_{\text{prod}}^{(r+1)}(\cdot \mid z_r, \kappa)\|_{A_{>r}}, \end{aligned} \quad (118)$$

the last equality follows from the assumption that we couple $\tau_1(A_{>r})$ and $\tau_2(A_{>r})$ optimally. Furthermore, from the definition of $\nu_{\text{prod}}^{(r)}, \nu_{\text{prod}}^{(r+1)}$ we have that

$$\|\nu_{\text{prod}}^{(r)}(\cdot \mid z_r, \eta) - \nu_{\text{prod}}^{(r+1)}(\cdot \mid z_r, \kappa)\|_{A_{>r}} \leq \|\mu_G(\cdot \mid z_r, \eta) - \mu_G(\cdot \mid z_r, \kappa)\|_{A_{>r}} \leq \|\mu_G(\cdot \mid z_r, \eta) - \mu_G(\cdot \mid z_r, \kappa)\|_{A \setminus \{z_r\}},$$

for any pair of configurations $\eta, \kappa \in \mathcal{A}^{z_j}$. Combining (118) and (119), we get (117).

Furthermore, we note the following: since the graph \bar{H} consist of a path P and the independent sets $A \setminus M$, the Gibbs distribution $\mu_{\bar{H}, A}$ can be expressed as follows:

$$\mu_{\bar{H}, A} = \left(\bigotimes_{r=1}^{k-2} \mu_{G, z_r} \right) \otimes \mu_{\bar{H}, M}. \quad (120)$$

Using a similar coupling as the one we used for (117), we get that

$$\|\mu_{\bar{H}, A} - \nu_{\text{prod}}^{(k-2)}\|_{tv} = \|\mu_{\bar{H}} - \nu_{\text{prod}}^{(k-2)}\|_M = \|\mu_G - \mu_{\bar{H}}\|_M. \quad (121)$$

Plugging (121) and (117) into (116) we get (112). All the above conclude the proof of Lemma 6.6. \square

7. PROOFS OF THEOREM 5.2

For proving Theorem 5.2 we make use of the results presented Sections 6.1, 6.2.

7.1. Process RUpdate. For the sake of analysis we introduce the process RUpdate which correspond to nothing more than the lines 9 up to 18 of the pseudo-code of RSampler. That is, it implements the iterations (28) and (29). To be more specific, consider the sequence of subgraph generated by RSampler on input G . For each G_i consider RUpdate($G_i, \sigma, \kappa, \eta$) such that $\sigma \in \mathcal{A}^V$, $\kappa, \eta \in \mathcal{A}^{\partial \alpha_i}$. Note that κ, η are allowed to disagree in $\leq k$ variable nodes in $\partial \alpha_i$. If α_i introduces a short cycle cycle in G_{i+1} , let M be the nodes in $\partial \alpha_i$ that also belong to the short cycle.

Let $\mathcal{F} = \{y_1, y_2, \dots, y_r\}$ contain all the variable nodes in $\partial \alpha_i \setminus M$ at which κ, η disagree. The process considers the sequence of configurations $\kappa_0, \kappa_1, \dots, \kappa_r$ at $\partial \alpha_i$ such that $\kappa_0 = \eta$, while each κ_j is derived from η by changing the assignment of the variable nodes $z \in \{y_1, y_2, \dots, y_j\}$ from $\eta(z)$ to $\kappa(z)$.

For α_i that does not introduce a short cycle in G_{i+1} , the process applies the following iteration: for $\tau_0 = \sigma$, set

$$\tau_j = \text{RSwitch}(G, \tau_{j-1}, \kappa_{j-1}, \kappa_j) \quad \text{for } j = 1, \dots, r. \quad (122)$$

Then it outputs τ_r . For the case where α_i introduces a short cycle in G_{i+1} , note that nodes in M are not included in \mathcal{F} . If the disagreements between η and κ do not include nodes in M , then the process runs the iteration in (122) and outputs τ_r . On the other hand, if η and κ disagree on at least one node in M , then set

$$\tau_{r+1} = \text{CycleSwitch}(G_i, \tau_r, \tau_r(\partial\alpha_i), \kappa) \quad (123)$$

and the process outputs τ_{r+1} .

In what follows we consider the accuracy of the process `RUpdate`. For any two $\eta, \kappa \in \mathcal{A}^{\partial\alpha_i}$, we let $\nu_{\eta, \kappa}$ be the distribution of the output of `RUpdate`($G_i, \sigma, \eta, \kappa$), where σ is distributed as in $\mu_i(\cdot \mid \partial\alpha_i, \eta)$. The study of the accuracy of `RUpdate` amounts to bounding the total variation distance of $\nu_{\eta, \kappa}$ from $\mu_i(\cdot \mid \partial\alpha_i, \kappa)$.

Proposition 7.1. *Assume that the addition of α_i into G_i does not introduce a new short cycle in G_{i+1} . For any $\eta, \kappa \in \mathcal{A}^{\partial\alpha_i}$ the following is true: Provided that \mathcal{RS}_x is sufficiently small, for all $x \in \partial\alpha$, we have that*

$$\|\mu_i(\cdot \mid \partial\alpha_i, \kappa) - \nu_{\eta, \kappa}\|_{tv} \leq 7k|\mathcal{A}|^k \sum_{x \in \partial\alpha} \mathcal{RS}_x.$$

Note that \mathcal{RS}_z is defined 34. The proof of Proposition 7.1 appears in Section 7.3.

For the following result, recall the definition of the subgraph \bar{H} from Section 6.2.

Proposition 7.2. *Assume that the addition of α_i into G_i introduces a new short cycle in G_{i+1} . For any $\eta, \kappa \in \mathcal{A}^{\partial\alpha_i}$ the following is true: Provided that \mathcal{CS}_M and \mathcal{RS}_z , for $z \in \partial\alpha \setminus M$, are sufficiently small, we have that*

$$\|\mu_i(\cdot \mid \partial\alpha, \kappa) - \nu_{\eta, \kappa}\|_{tv} \leq (6|\mathcal{A}|^{k-1} \chi \psi_{\min}^{-1} + 7k|\mathcal{A}|^k) (\mathcal{CS}_M + \sum_{x \in \partial\alpha \setminus M} \mathcal{RS}_x).$$

The proof of Proposition 7.2 appears in Section 7.4.

7.2. Accuracy of `RSampler`. For $i = 0, \dots, m-1$ consider the following: Let θ_i be distributed as in μ_i . Let η_{i+1} be generated according to the following steps: if α_i does not introduce a short cycle in G_{i+1} , then set $\eta_{i+1}(\partial\alpha_i)$ according to the distribution in (22). On the other hand, if α_i introduces a short cycle in G_{i+1} , then set $\eta_{i+1}(\partial\alpha_i)$ according to the distribution in (27). Then set.

$$\eta_{i+1} = \text{RUpdate}(G_i, \theta_i, \theta_i(\partial\alpha_i), \eta_{i+1}(\partial\alpha_i)), \quad (124)$$

where the process `RUpdate` is defined in Section 7.1. Let $\hat{\nu}_{i+1}$ be the distribution of the configuration η_{i+1} . Note that η_{i+1} would follow the same distribution as σ_{i+1} (in the pseudo-code of `RSampler`) if σ_i was distributed as in μ_i .

Proposition 7.3. *For each $i = 0, \dots, m-1$ the following is true: provided that \mathcal{R}_i is sufficiently small, we have that*

$$\|\hat{\nu}_{i+1} - \mu_{i+1}\|_{tv} \leq 2(6|\mathcal{A}|^{k-1} \chi \psi_{\min}^{-1} + 7k|\mathcal{A}|^k) \mathcal{R}_i.$$

The proof of Proposition 7.3 appears in Section 7.5.

Proof of Theorem 5.2. Let $\bar{\mu}_i$ be the distribution of σ_i generated by `RSampler`. We are going to show that

$$\|\mu - \bar{\mu}\|_{tv} = \|\mu_m - \bar{\mu}_m\|_{tv} \leq \sum_{i=1}^m \|\mu_i - \hat{\nu}_i\|_{tv}, \quad (125)$$

where note that μ and μ_m above is the same distribution, i.e., μ_i for $i = m$. Similarly for $\bar{\mu}$ and $\bar{\mu}_m$. Note that the theorem follows from (125) by using Proposition 7.3 to bound each term $\|\mu_i - \hat{\nu}_i\|_{tv}$.

We prove (125) by working as follows: using the triangle inequality we have

$$\|\mu_m - \bar{\mu}_m\|_{tv} \leq \|\mu_m - \hat{\nu}_m\|_{tv} + \|\hat{\nu}_m - \bar{\mu}_m\|_{tv}. \quad (126)$$

We bound the quantity $\|\hat{\nu}_m - \bar{\mu}_m\|_{tv}$ by coupling η_m and σ_m . Recall that η_m is defined in (124), where $i = m - 1$, while σ_m is the configuration that is generated at the last iteration of RSampler.

For this coupling we use another two configurations, θ_{m-1} and σ_{m-1} . Note that these are distributed as in μ_{m-1} and $\bar{\mu}_{m-1}$, respectively. More specifically, we couple η_m and σ_m by means of the following coupling between θ_{m-1} and σ_{m-1} : we couple θ_{m-1} and σ_{m-1} optimally. Then, we generate η_m and σ_m by using the steps (22), (27) and (124), appropriately. We couple these step as close as possible.

In the above coupling we note that if $\theta_{m-1} = \sigma_{m-1}$, then we also have that $\eta_m = \sigma_m$, since we couple the steps (22), (27) and (124), as close as possible. Then, we immediately get that

$$\|\hat{\nu}_m - \bar{\mu}_m\|_{tv} \leq \Pr[\eta_m \neq \sigma_m] \leq \Pr[\theta_{m-1} \neq \sigma_{m-1}] = \|\mu_{m-1} - \bar{\mu}_{m-1}\|_{tv}, \quad (127)$$

where the last equality follows from the fact that we couple θ_{m-1} and σ_{m-1} , optimally.

Plugging (127) into (126), we get that

$$\|\mu_m - \bar{\mu}_m\|_{tv} \leq \|\mu_m - \hat{\nu}_m\|_{tv} + \|\mu_{m-1} - \bar{\mu}_{m-1}\|_{tv}. \quad (128)$$

The theorem follows by applying inductively the same steps for the quantity $\|\mu_{m-1} - \bar{\mu}_{m-1}\|_{tv}$ in (128).

The above concludes the proof of the theorem. \square

7.3. Proof of Proposition 7.1. Since we always refer to the graph G_i in this proof, when there no danger of confusion we drop the index i from G_i , μ_i and α_i . Furthermore assume for every $x \in \partial\alpha_i$ we have $k|\mathcal{A}|^k \mathcal{RS}_x < 1/8$.

In the setting of Proposition 7.1, the process $\text{RUpdate}(G, \sigma, \eta, \kappa)$ uses the iteration in (28). To be more specific, let $\mathcal{F} = \eta \oplus \kappa$, while let $\mathcal{F} = \{x_1, x_2, \dots, x_t\}$. RUpdate considers a sequence of configurations $\kappa_0, \kappa_1, \dots, \kappa_t$ on $\mathcal{A}^{\partial\alpha}$ such that $\kappa_0 = \eta$, $\kappa_t = \kappa$, while each κ_j is derived from η by changing the assignment of the variable nodes $z \in \{x_1, x_2, \dots, x_j\}$ from $\eta(z)$ to $\kappa(z)$. Then, letting $\tau_0 = \sigma$, it set

$$\tau_j = \text{RSwitch}(G_i, \tau_{j-1}, \kappa_{j-1}, \kappa_j) \quad \text{for } j = 1, \dots, r.$$

Recall that σ is distributed as in $\mu(\cdot \mid \partial\alpha, \eta)$. Let λ_j be the distribution of the output of $\text{RSwitch}(G, \xi_{j-1}, \kappa_{j-1}, \kappa_j)$, where assume that ξ_{j-1} is distributed as in $\mu(\cdot \mid \partial\alpha, \kappa_{j-1})$, for $j \in [t]$.

Claim 7.4. *We have that $\|\mu(\cdot \mid \partial\alpha, \kappa) - \nu_{\eta, \kappa}\|_{tv} \leq \sum_{j=1}^t \|\mu(\cdot \mid \partial\alpha, \kappa_j) - \lambda_j\|_{tv}$.*

In light of Claim 7.4, the proposition follows by showing that for any $j \in [t]$ we have

$$\|\mu(\cdot \mid \partial\alpha, \kappa_j) - \lambda_j\|_{tv} \leq \mathcal{RS}_{x_j} + 6|\mathcal{A}|^k \sum_{z \in \partial\alpha} \mathcal{RS}_z. \quad (129)$$

Consider the process $\text{RSwitch}(G_i, \tau_{j-1}, \kappa_{j-1}, \kappa_j)$. Let \mathbf{F}_j be the event that the process fails. For any $\sigma \in \mathcal{A}^V$ we have that

$$\lambda_j(\sigma) = \sum_{\tau \in \mathcal{A}^V} \mu(\tau \mid \partial\alpha, \kappa_{j-1}) \mathbb{P}_{\kappa_{j-1}, \kappa_j}(\tau, \sigma) = \frac{1}{\mu_{\partial\alpha}(\kappa_{j-1})} \sum_{\tau \in \mathcal{A}^V} \mu(\tau) \mathbb{P}_{\kappa_{j-1}, \kappa_j}(\tau, \sigma).$$

Theorem 6.1 implies that

$$\mu(\tau) \mathbb{P}_{\kappa_{j-1}, \kappa_j}(\tau, \sigma) = \mu(\sigma) \mathbb{P}_{\kappa_j, \kappa_{j-1}}(\sigma, \tau).$$

Combining the two above equalities we get that

$$\begin{aligned} \lambda_j(\sigma) &= \frac{1}{\mu_{\partial\alpha}(\kappa_{j-1})} \sum_{\tau \in \mathcal{A}^V} \mu(\sigma) \mathbb{P}_{\kappa_j, \kappa_{j-1}}(\sigma, \tau) \\ &= \frac{\mu_{\partial\alpha}(\kappa_j)}{\mu_{\partial\alpha}(\kappa_{j-1})} \mu(\sigma \mid \partial\alpha, \kappa_j) \sum_{\tau \in \mathcal{A}^V} \mathbb{P}_{\kappa_j, \kappa_{j-1}}(\sigma, \tau) \\ &= \frac{\mu_{\partial\alpha}(\kappa_j)}{\mu_{\partial\alpha}(\kappa_{j-1})} \mu(\sigma \mid \partial\alpha, \kappa_j) (1 - \Pr[\mathcal{B}(\sigma)]), \end{aligned} \quad (130)$$

where $\mathcal{B}(\sigma)$ is the event that $\text{RSwitch}(G, \sigma, \kappa_j, \kappa_{j-1})$ fails. Additionally, we have that

$$\frac{\mu_{\partial\alpha}(\kappa_j)}{\mu_{\partial\alpha}(\kappa_{j-1})} = 1 + \text{err}_j, \quad \text{where } |\text{err}_j| \leq 6|\mathcal{A}|^k \sum_{x \in \partial\alpha} \mathcal{RS}_x. \quad (131)$$

The above follows from our assumption that $k|\mathcal{A}|^k \mathcal{RS}_x < 1/8$, Lemma 6.3 and the observation that

$$\frac{|\mathcal{A}|^{-k} - \|\mu - \zeta\|_{\partial\alpha}}{|\mathcal{A}|^{-k} + \|\mu - \zeta\|_{\partial\alpha}} \leq \frac{\mu_{\partial\alpha}(\kappa_j)}{\mu_{\partial\alpha}(\kappa_{j-1})} \leq \frac{|\mathcal{A}|^{-k} + \|\mu - \zeta\|_{\partial\alpha}}{|\mathcal{A}|^{-k} - \|\mu - \zeta\|_{\partial\alpha}},$$

where ζ be the uniform distribution over $|\mathcal{A}|^V$. Furthermore, we have that

$$\begin{aligned} \|\mu(\cdot \mid \partial\alpha, \kappa_j) - \lambda_j\|_{tv} &= (1/2) \sum_{\sigma \in \mathcal{A}^V} |\mu(\sigma \mid \partial\alpha, \kappa_j) - \lambda_j(\sigma)| + (1/2) \Pr[\mathbf{F}_j] \\ &\leq (1/2) \sum_{\sigma \in \mathcal{A}^V} \mu(\sigma \mid \partial\alpha, \kappa_j) \cdot [\Pr[\mathcal{B}(\sigma)] \cdot (1 + |\mathbf{err}_j|) + |\mathbf{err}_j|] + (1/2) \Pr[\mathbf{F}_j], \end{aligned} \quad (132)$$

where in the last derivation we use (130) and (131). Note that

$$\sum_{\sigma \in \mathcal{A}^V} \mu(\sigma \mid \partial\alpha, \kappa_j) \Pr[\mathcal{B}(\sigma)] = \Pr[\text{RSwitch}(G, \xi_j, \kappa_j, \kappa_{i-1}) \text{ fails}] \leq \mathcal{RS}_{x_j}.$$

Also, we have that $\Pr[\mathbf{F}_j] \leq \mathcal{RS}_{x_j}$. Plugging these two bounds into (132) we get that

$$\|\mu(\cdot \mid \partial\alpha, \kappa_j) - \lambda_j\|_{tv} = (1/2) \mathcal{RS}_{x_j} (1 + |\mathbf{err}_j|) + (1/2) |\mathbf{err}_j| + (1/2) \mathcal{RS}_{x_j} \leq \mathcal{RS}_{x_j} + |\mathbf{err}_j|.$$

The last derivation uses that $\mathcal{RS}_{x_j} \leq 1$. Combining the above with (131), we get (129).

All the above conclude the proof of Proposition 7.1. \square

Proof of Claim 7.4. Recall that for $j \in [t]$, λ_j is the distribution of the output of the process $\text{RSwitch}(G, \xi_{j-1}, \kappa_{j-1}, \kappa_j)$, where ξ_{j-1} is distributed as in $\mu(\cdot \mid \partial\alpha, \kappa_{j-1})$. Also, let ν_j be the distribution of the output of $\text{RUpdate}(G, \sigma, \kappa_0, \kappa_j)$, where σ is distributed as in $\mu(\cdot \mid \partial\alpha, \kappa_0)$ (recall that $\kappa_0 = \eta$). Note that $\nu_{\eta, \kappa} = \nu_t$

Applying the triangular inequality, we have that

$$\|\mu(\cdot \mid \partial\alpha, \kappa) - \nu_{\eta, \kappa}\|_{tv} = \|\mu(\cdot \mid \partial\alpha, \kappa_t) - \nu_t\|_{tv} \leq \|\mu(\cdot \mid \partial\alpha, \kappa_t) - \lambda_t\|_{tv} + \|\lambda_t - \nu_t\|_{tv}. \quad (133)$$

Let η and $\hat{\eta}$ be distributed as in $\mu(\cdot \mid \partial\alpha, \kappa_{t-1})$ and ν_{t-1} , respectively. Let $\theta = \text{RSwitch}(G, \eta, \kappa_{t-1}, \kappa_t)$ and $\hat{\theta} = \text{RSwitch}(G, \hat{\eta}, \kappa_{t-1}, \kappa_t)$. From the definition of the corresponding quantities, we have that θ is distributed as in λ_t , while $\hat{\theta}$ is distributed as in ν_t .

We bound the rightmost quantity in (133) by coupling θ and $\hat{\theta}$. The coupling between θ and $\hat{\theta}$ is by means of a coupling between η and $\hat{\eta}$. That is, we couple optimally η and $\hat{\eta}$ and then, we couple as close as possible the processes $\text{RSwitch}(G, \eta, \kappa_{t-1}, \kappa_t)$ and $\text{RSwitch}(G, \hat{\eta}, \kappa_{t-1}, \kappa_t)$. The two outputs of the processes specify the coupling between θ and $\hat{\theta}$.

If the coupling between η and $\hat{\eta}$ is such that $\eta = \hat{\eta}$, then we also have that $\theta = \hat{\theta}$. This follows from that we couple the corresponding RSwitch processes as close as possible. Clearly, we can have that $\theta \neq \hat{\theta}$ only if $\eta \neq \hat{\eta}$. Then, we conclude that

$$\|\lambda_t - \nu_t\|_{tv} \leq \Pr[\theta \neq \hat{\theta}] \leq \Pr[\eta \neq \hat{\eta}] = \|\mu(\cdot \mid \partial\alpha, \kappa_{t-1}) - \nu_{t-1}\|_{tv},$$

the last equality follows from the assumption that we couple η and $\hat{\eta}$ optimally. Plugging the above into (133) we get

$$\|\mu(\cdot \mid \partial\alpha, \kappa_t) - \nu_t\|_{tv} \leq \|\mu(\cdot \mid \partial\alpha, \kappa_t) - \lambda_t\|_{tv} + \|\mu(\cdot \mid \partial\alpha, \kappa_{t-1}) - \nu_{t-1}\|_{tv}.$$

The claim follows by working inductively on the quantity $\|\mu(\cdot \mid \partial\alpha, \kappa_{t-1}) - \nu_{t-1}\|_{tv}$, above, and noting that λ_1 and ν_1 is the same distribution. \square

7.4. Proof of Proposition 7.2. Since we always refer to the graph G_i in this proof, when there no danger of confusion we drop the index i from G_i , μ_i and α_i . In the setting of Proposition 7.2, the process $\text{RUpdate}(G, \sigma, \eta, \kappa)$ combines the iteration in (28) with (29). To be more specific, we have \mathcal{F} which is equal to the nodes in $\partial\alpha \setminus M$ at which η, κ disagree. Let $\mathcal{F} = \{x_1, x_2, \dots, x_t\}$. RUpdate considers a sequence of configurations $\kappa_0, \kappa_1, \dots, \kappa_t$ on $\mathcal{A}^{\partial\alpha}$ such that $\kappa_0 = \eta$, while each κ_j is derived from η by changing the assignment of the variable nodes $z \in \{x_1, x_2, \dots, x_j\}$ from $\eta(z)$ to $\kappa(z)$. Then, the process sets $\tau_0 = \sigma$, while

$$\tau_j = \text{RSwitch}(G, \tau_{j-1}, \kappa_{j-1}, \kappa_j) \quad \text{for } j = 1, \dots, t.$$

Subsequently, it returns the configuration τ such that $\tau = \text{CycleSwitch}(G, \tau_t, \kappa_t, \kappa)$.

Let ξ_j be distributed as in $\mu(\cdot \mid \partial\alpha, \kappa_j)$, while let λ_j be the distribution of the output of $\text{RSwitch}(G, \xi_{j-1}, \kappa_{j-1}, \kappa_j)$, for $j \in \{0, \dots, t\}$. Also, λ_{t+1} be the distribution of the output of $\text{CycleSwitch}(G, \xi_t, \kappa_t, \kappa)$.

Claim 7.5. *We have that*

$$\|\mu(\cdot \mid \partial\alpha, \kappa) - \nu_{\eta, \kappa}\|_{tv} \leq \|\mu(\cdot \mid \partial\alpha, \kappa) - \lambda_{t+1}\|_{tv} + \sum_{j=1}^t \|\mu(\cdot \mid \partial\alpha, \kappa_j) - \lambda_j\|_{tv}.$$

The proof of Claim 7.5 is almost identical to the proof of Claim 7.4, for this reason we omit it.

Working as in (129) we obtain that

$$\sum_{j=1}^t \|\mu(\cdot \mid \partial\alpha, \kappa_j) - \lambda_j\|_{tv} \leq 7k|\mathcal{A}|^k \sum_{z \in \partial\alpha \setminus M} \mathcal{RS}_z. \quad (134)$$

We now focus on bounding $\|\mu(\cdot \mid \partial\alpha, \kappa) - \lambda_{t+1}\|_{tv}$. Consider the process $\text{CycleSwitch}(G, \tau_t, \kappa_t, \kappa)$ and let \mathbf{F} be the event that it fails. Also, we have seen the following derivations in various places, before. For any $\xi \in \mathcal{A}^V$ we have that

$$\begin{aligned} \lambda_{t+1}(\xi) &= \sum_{\theta \in \mathcal{A}^V} \mu_i(\theta \mid \partial\alpha, \kappa_t) P_{\kappa_t, \kappa}(\theta, \xi) = \frac{1}{\mu_{i, \partial\alpha}(\kappa_t)} \sum_{\theta \in \mathcal{A}^V} \mu_i(\theta) P_{\kappa_t, \kappa}(\theta, \xi) \\ &= \frac{\mu_{\bar{H}, \partial\alpha}(\kappa_t)}{\mu_{i, \partial\alpha}(\kappa_t)} \sum_{\theta \in \mathcal{A}^V} \frac{\mu_i(\theta)}{\mu_{\bar{H}, \partial\alpha}(\kappa_t)} P_{\kappa_t, \kappa}(\theta, \xi), \end{aligned}$$

recall the definition of the subgraph \bar{H} from Section 6.2. Using Theorem 6.4, from the above, we get that

$$\begin{aligned} \lambda_{t+1}(\xi) &= \frac{\mu_{\bar{H}, \partial\alpha}(\kappa_t)}{\mu_{i, \partial\alpha}(\kappa_t)} \sum_{\theta \in \mathcal{A}^V} \frac{\mu_i(\xi)}{\mu_{\bar{H}, \partial\alpha}(\kappa)} P_{\kappa_t, \kappa}(\xi, \theta) \\ &= \frac{\mu_{\bar{H}, \partial\alpha}(\kappa_t)}{\mu_{i, \partial\alpha}(\kappa_t)} \times \frac{\mu_{i, \partial\alpha}(\kappa)}{\mu_{\bar{H}, \partial\alpha}(\kappa)} \mu_i(\xi \mid \partial\alpha, \kappa) \sum_{\theta \in \mathcal{A}^V} P_{\kappa_t, \kappa}(\xi, \theta) \\ &= \frac{\mu_{\bar{H}, \partial\alpha}(\kappa_t)}{\mu_{i, \partial\alpha}(\kappa_t)} \times \frac{\mu_{i, \partial\alpha}(\kappa)}{\mu_{\bar{H}, \partial\alpha}(\kappa)} \mu_i(\xi \mid \partial\alpha, \kappa) (1 - \Pr[\mathcal{B}(\xi)]), \end{aligned} \quad (135)$$

where $\mathcal{B}(\xi)$ is the event that $\text{CycleSwitch}(G_i, \xi, \kappa, \kappa_{t-2})$ fails. Let

$$\mathbf{err} = \frac{\mu_{\bar{H}, \partial\alpha}(\kappa_t)}{\mu_{i, \partial\alpha}(\kappa_t)} \times \frac{\mu_{i, \partial\alpha}(\kappa)}{\mu_{\bar{H}, \partial\alpha}(\kappa)} - 1.$$

Using the fact that for any $\eta \in \mathcal{A}^{\partial\alpha}$ we have that

$$\mu_{\bar{H}, \partial\alpha}(\eta) - \|\mu_i - \mu_{\bar{H}}\|_{\partial\alpha} \leq \mu_{i, \partial\alpha}(\eta) \leq \mu_{\bar{H}, \partial\alpha}(\eta) + \|\mu_i - \mu_{\bar{H}}\|_{\partial\alpha}. \quad (136)$$

Assume that $\mathcal{CS}_M, \mathcal{RS}_z$, for $z \in \partial\alpha \setminus M$ sufficiently small such that $\mu_{\bar{H}, \partial\alpha}^{-1}(\kappa_{t-2}) \|\mu_i - \mu_{\bar{H}}\|_{\partial\alpha} \leq 1/10$. Recall that $\|\mu_i - \mu_{\bar{H}}\|_{\partial\alpha}$ is related with $\mathcal{CS}_M, \mathcal{RS}_z$ because of Lemma 6.6. From (136) we have that

$$\begin{aligned} |\mathbf{err}| &\leq \frac{\mu_{\bar{H}, \partial\alpha}^{-1}(\kappa) + \mu_{\bar{H}, \partial\alpha}^{-1}(\kappa_t)}{1 - \mu_{\bar{H}, \partial\alpha}^{-1}(\kappa_t) \|\mu_i - \mu_{\bar{H}}\|_{\partial\alpha}} \|\mu_i - \mu_{\bar{H}}\|_{\partial\alpha} \\ &\leq \frac{10}{9} \left(\mu_{\bar{H}, \partial\alpha}^{-1}(\kappa) + \mu_{\bar{H}, \partial\alpha}^{-1}(\kappa_t) \right) \|\mu_i - \mu_{\bar{H}}\|_{\partial\alpha} \\ &\leq 3 \left(\mu_{\bar{H}, \partial\alpha}^{-1}(\kappa) + \mu_{\bar{H}, \partial\alpha}^{-1}(\kappa_t) \right) \left(\mathcal{CS}_M + \sum_{x \in \partial\alpha \setminus M} \mathcal{RS}_x \right) \quad [\text{from Lemma 6.6}] \\ &\leq 6|\mathcal{A}|^{k-1} \chi \psi_{\min}^{-1} \left(\mathcal{CS}_M + \sum_{x \in \partial\alpha \setminus M} \mathcal{RS}_x \right), \end{aligned} \quad (137)$$

where the last derivation follows from the following observation: the subgraph \bar{H} is consist of $k-2$ isolated variable nodes and a path whose ends belong to $\partial\alpha_i$. For such a graph and for any $\tau \in \mathcal{A}^{\partial\alpha_i}$ which is in the support of $\mu_{\bar{H}, \partial\alpha}(\cdot)$ we have that $\mu_{\bar{H}, \partial\alpha}^{-1}(\tau) \leq |\mathcal{A}|^{k-1} \chi \psi_{\min}^{-1}$. Furthermore, note that

$$\lambda_{t+1}(\xi) = \mu_i(\xi \mid \partial\alpha, \kappa) (1 + \mathbf{err}) (1 - \Pr[\mathcal{B}(\xi)]). \quad (138)$$

From the definition of total variation distance we have that

$$\begin{aligned} \|\mu_i(\cdot \mid \partial\alpha, \kappa) - \lambda_{t+1}\|_{tv} &= (1/2) \sum_{\xi \in \mathcal{A}^V} |\mu_i(\xi \mid \partial\alpha, \kappa) - \lambda_{t+1}(\xi)| + (1/2) \Pr[\mathbf{F}] \\ &\leq (1/2)|1 + \text{err}| \times \Pr[\text{CycleSwitch}(G_i, \hat{\sigma}, \kappa, \kappa_t) \text{ fails}] + (1/2)|\text{err}| + (1/2) \Pr[\mathbf{F}] \\ &\leq (1/2) \Pr[\text{CycleSwitch}(G, \hat{\sigma}, \kappa, \kappa_t) \text{ fails}] + |\text{err}| + (1/2) \Pr[\mathbf{F}], \end{aligned}$$

where $\hat{\sigma}$ is distributed as in $\mu_i(\cdot \mid \partial\alpha, \kappa)$. For the second derivation we use (138). In the last derivation we use that $\Pr[\text{CycleSwitch}(G, \xi, \kappa, \kappa_t) \text{ fails}] \leq 1$.

Noting that $\Pr[\text{CycleSwitch}(G, \xi, \kappa, \kappa_t) \text{ fails}], \Pr[\mathbf{F}] \leq \mathcal{CS}_M$, from the above inequality we get that

$$\|\mu_i(\cdot \mid \partial\alpha, \kappa) - \lambda_{t+1}\|_{tv} \leq \mathcal{CS}_M + |\text{err}|.$$

Combining the above with (137) we get that

$$\|\mu_i(\cdot \mid \partial\alpha, \kappa) - \lambda_{t+1}\|_{tv} \leq \mathcal{CS}_M + 6|\mathcal{A}|^{k-1} \chi \psi_{\min}^{-1} \left(\mathcal{CS}_M + \sum_{x \in \partial\alpha \setminus M} \mathcal{RS}_x \right). \quad (139)$$

The proposition follows by combining (139), (134) and Claim 7.5.

7.5. Proof of Proposition 7.3. For proving the proposition we consider two cases. In the first case we assume that the addition of α_i does not introduce any new short cycle in G_{i+1} . In the second one, we assume that it does.

We start with the first case. First we prove the following result.

Claim 7.6. *We have that*

$$\|\mu_{i+1} - \hat{\nu}_{i+1}\|_{tv} \leq \|\mu_{i+1} - \mathbf{m}_{\alpha_i}\|_{\partial\alpha_i} + \max_{\sigma, \kappa \in \mathcal{A}^{\partial\alpha_i}} \|\mu_{i+1}(\cdot \mid \partial\alpha, \kappa) - \hat{\nu}_{i+1}(\cdot \mid \theta_i(\partial\alpha_i) = \sigma, \eta_{i+1}(\partial\alpha_i) = \kappa)\|_{tv}.$$

We prove the first case by bounding appropriately the two quantities on the r.h.s. of the inequality in Claim 7.6. Particularly, it suffices to show the following: Provided that \mathcal{R}_i is sufficiently small we have that

$$\|\mu_{i+1}(\cdot \mid \partial\alpha_i, \eta) - \hat{\nu}_{i+1}(\cdot \mid \theta_i(\partial\alpha_i) = \theta, \eta_{i+1}(\partial\alpha_i) = \eta)\|_{tv} \leq 7k|\mathcal{A}|^k \mathcal{R}_i, \quad (140)$$

$$\|\mu_{i+1, \partial\alpha_i} - \mathbf{m}_{\alpha_i}\|_{tv} \leq 4|\mathcal{A}|^k \mathcal{R}_i. \quad (141)$$

The inequality in (140) follows immediately from Proposition 7.1. We proceed with the proof of (141). For this we use the following result.

Claim 7.7. *Let ζ be the uniform distribution over the set \mathcal{A}^V . Provided that $|\mathcal{A}|^k \|\mu_i - \zeta\|_{\partial\alpha_i} \leq 1/2$, we have that $\|\mu_{i+1, \partial\alpha_i} - \mathbf{m}_{\alpha_i}\|_{tv} \leq 2|\mathcal{A}|^k \|\mu_i - \zeta\|_{\partial\alpha_i}$.*

Furthermore, Lemma 6.3 implies that

$$\|\mu_i - \zeta\|_{\partial\alpha_i} \leq 2\mathcal{R}_i. \quad (142)$$

Combining Claim 7.7 and (142) gives (141).

We proceed with the second case, i.e., assume that the addition of α_i into G_i introduces a new short cycle in G_{i+1} . Let H be the subgraph of G_{i+1} which is induced by the variable and factor nodes of the short cycle that α_i belongs to, as well as the variable nodes that are adjacent to the factor nodes of this cycle. Also, let \bar{H} be the graph H with the factor node α_i removed. Working as in Claim 7.6 we get that

$$\|\mu_{i+1} - \hat{\nu}_{i+1}\|_{tv} \leq \|\mu_{i+1} - \mu_H\|_{\partial\alpha_i} + \max_{\sigma, \kappa \in \mathcal{A}^{\partial\alpha_i}} \|\mu_{i+1}(\cdot \mid \partial\alpha_i, \kappa) - \hat{\nu}_{i+1}(\cdot \mid \theta_i(\partial\alpha_i) = \sigma, \eta_{i+1}(\partial\alpha_i) = \kappa)\|_{tv}, \quad (143)$$

where μ_H is the Gibbs distributed induced by H . In light of the above, it suffices to show the following: provided that \mathcal{R}_i is sufficiently small, we have that

$$\|\mu_{i+1}(\cdot \mid \partial\alpha_i, \eta) - \hat{\nu}_{i+1}(\cdot \mid \theta_i(\partial\alpha_i) = \theta, \eta_{i+1}(\partial\alpha_i) = \eta)\|_{tv} \leq (6|\mathcal{A}|^{k-1} \chi \psi_{\min}^{-1} + 7k|\mathcal{A}|^k) \mathcal{R}_i, \quad (144)$$

$$\|\mu_{i+1} - \mu_H\|_{\partial\alpha_i} \leq 2|\mathcal{A}|^{k-1} \chi \psi_{\min}^{-1} \mathcal{R}_i, \quad (145)$$

The inequality in (144) follows immediately from Proposition 7.2. So as to prove (145) we use the following result.

Claim 7.8. *For sufficiently small \mathcal{R}_i , we have that $\|\mu_{i+1} - \mu_H\|_{\partial\alpha_i} \leq 2|\mathcal{A}|^{k-1} \chi \psi_{\min}^{-1} \|\mu_i - \mu_{\bar{H}}\|_{\partial\alpha_i}$.*

Lemma 6.6, implies that

$$\|\mu_i - \mu_{\bar{H}}\|_{\partial\alpha_i} \leq 2\mathcal{R}_i. \quad (146)$$

Combining Claim 7.8 and (146) we get (145). This concludes the proof of the proposition.

Proof of Claim 7.6. Recall that θ_{i+1} and η_{i+1} are distributed as in μ_{i+1} and $\hat{\nu}_{i+1}$, respectively. We couple θ_{i+1} and η_{i+1} as follows: As a first step, we couple optimally $\theta_{i+1}(\partial\alpha_i)$ and $\eta_{i+1}(\partial\alpha_i)$. Then, conditional on the outcome of the first step, we couple $\theta_{i+1}(V \setminus \partial\alpha_i)$ and $\eta_{i+1}(V \setminus \partial\alpha_i)$ optimally.

Let A_1 be the event that $\theta_{i+1}(\partial\alpha) \neq \eta_{i+1}(\partial\alpha)$. Similarly, let A_2 be the event that $\theta_{i+1}(V \setminus \partial\alpha) \neq \eta_{i+1}(V \setminus \partial\alpha)$. We have that

$$\begin{aligned} \|\mu_{i+1} - \hat{\nu}_{i+1}\|_{tv} &\leq \Pr[A_1 \cup A_2] = \Pr[A_1 \cup A_2 \mid A_1] \Pr[A_1] + \Pr[A_1 \cup A_2 \mid \bar{A}_1] \Pr[\bar{A}_1] \\ &\leq \Pr[A_1] + \Pr[A_2 \mid \bar{A}_1], \end{aligned} \quad (147)$$

where \bar{A}_1 is the complement of the event A_1 . For the last inequality we use the simple observations that $\Pr[A_1 \cup A_2 \mid A_1] = 1$, $\Pr[A_1 \cup A_2 \mid \bar{A}_1] \leq \Pr[A_2 \mid \bar{A}_1]$ and that $\Pr[\bar{A}_1] \leq 1$. Since we couple $\theta_{i+1}(\partial\alpha_i)$ and $\eta_{i+1}(\partial\alpha_i)$ optimally, we have that

$$\Pr[A_1] = \|\mu_{i+1, \partial\alpha_i} - \mathbf{m}_{\alpha_i}\|_{tv}. \quad (148)$$

Working similarly, we have that

$$\Pr[A_2 \mid \bar{A}_1] \leq \max_{\sigma, \kappa \in \mathcal{A}^{\partial\alpha_i}} \|\mu_{i+1}(\cdot \mid \partial\alpha_i, \kappa) - \hat{\nu}_{i+1}(\cdot \mid \theta_i(\partial\alpha_i) = \sigma, \eta_{i+1}(\partial\alpha_i) = \kappa)\|_{tv}. \quad (149)$$

The claim follows by plugging (148) and (149) into (147). \square

Proof of Claim 7.7. For any $\eta \in \mathcal{A}^{\partial\alpha_i}$, we have that

$$|\mathcal{A}|^{-k} - \|\mu_i - \zeta\|_{\partial\alpha_i} \leq \mu_{i, \partial\alpha_i}(\eta) \leq |\mathcal{A}|^{-k} + \|\mu_i - \zeta\|_{\partial\alpha_i}. \quad (150)$$

Furthermore, we can express $\mu_{i+1, \partial\alpha_i}(\eta)$ in terms of $\mu_{i, \partial\alpha_i}$ using the standard relation

$$\mu_{i+1, \partial\alpha}(\eta) \propto \psi_{\alpha_i}(\eta) \mu_{i, \partial\alpha_i}(\eta) \quad (151)$$

From (150) and (151), we have that

$$\begin{aligned} \mu_{i+1, \partial\alpha}(\eta) &\leq \frac{\psi_{\alpha_i}(\eta) (|\mathcal{A}|^{-k} + \|\mu_i - \zeta\|_{\partial\alpha_i})}{\sum_{\eta'} \psi_{\alpha_i}(\eta') (|\mathcal{A}|^{-k} - \|\mu_i - \zeta\|_{\partial\alpha_i})} = \frac{\psi_{\alpha_i}(\eta)}{\sum_{\eta'} \psi_{\alpha_i}(\eta')} \left(1 + 2 \frac{|\mathcal{A}|^k \|\mu_i - \zeta\|_{\partial\alpha_i}}{1 - |\mathcal{A}|^k \|\mu_i - \zeta\|_{\partial\alpha_i}} \right) \\ &\leq \mathbf{m}_{\alpha_i}(\eta) (1 + 4|\mathcal{A}|^k \|\mu_i - \zeta\|_{\partial\alpha_i}), \end{aligned}$$

where in the last derivation we use (10) and the assumption that $|\mathcal{A}|^k \|\mu_{i, \partial\alpha_i} - \zeta\|_{tv} \leq 1/2$. Working similarly for the lower bound, we get the following: for any $\eta \in \mathcal{A}^{\partial\alpha_i}$ we have

$$|\mu_{i+1, \partial\alpha}(\eta) - \mathbf{m}_{\alpha_i}(\eta)| \leq 4\mathbf{m}_{\alpha_i}(\eta) |\mathcal{A}|^k \|\mu_i - \zeta\|_{\partial\alpha_i}. \quad (152)$$

Furthermore, from the definition of total variation distance and (157) we have that

$$\begin{aligned} \|\mu_{i+1} - \mathbf{m}_{\alpha_i}\|_{\partial\alpha_i} &= (1/2) \sum_{\eta \in \mathcal{A}^{\partial\alpha_i}} |\mu_{i+1, \partial\alpha_i}(\eta) - \mathbf{m}_{\alpha_i}(\eta)| \leq 2 |\mathcal{A}|^k \|\mu_i - \zeta\|_{\partial\alpha_i} \sum_{\eta \in \mathcal{A}^{\partial\alpha_i}} \mathbf{m}_{\alpha_i}(\eta) \\ &= 2|\mathcal{A}|^k \|\mu_i - \zeta\|_{\partial\alpha_i}. \end{aligned}$$

The claim follows. \square

Proof of Claim 7.8. The proof is not too different than that of Claim 7.7. For any $\eta \in \mathcal{A}^{\partial\alpha_i}$, we have that

$$\mu_{\bar{H},\partial\alpha_i}(\eta) - \|\mu_i - \mu_{\bar{H}}\|_{\partial\alpha_i} \leq \mu_{i,\partial\alpha_i}(\eta) \leq \mu_{\bar{H},\partial\alpha_i}(\eta) + \|\mu_i - \mu_{\bar{H}}\|_{\partial\alpha_i}. \quad (153)$$

Let $\varrho = \max_{\tau} \left\{ \mu_{\bar{H},\partial\alpha_i}^{-1}(\tau) \right\}$, where τ varies in the support of $\mu_{\bar{H},\partial\alpha_i}$. We choose \mathcal{R}_i sufficiently small such that

$$\varrho \|\mu_i - \mu_{\bar{H}}\|_{\partial\alpha_i} \leq 1/2. \quad (154)$$

Note that Lemma 6.6, implies that if \mathcal{R}_i is small, then $\|\mu_i - \mu_{\bar{H}}\|_{\partial\alpha_i}$ as well. Similarly to (151), we have

$$\mu_H(\eta) \propto \psi_{\alpha_i}(\eta) \mu_{\bar{H},\partial\alpha_i}(\eta) \quad \text{for any } \eta \in \mathcal{A}^{\partial\alpha_i}. \quad (155)$$

Using (153) and (151), we have that

$$\mu_{i+1,\partial\alpha}(\eta) \leq \frac{\psi_{\alpha_i}(\eta) \mu_{\bar{H},\partial\alpha_i}(\eta)}{\sum_{\eta'} \psi_{\alpha_i}(\eta') \mu_{\bar{H},\partial\alpha_i}(\eta')} \times \frac{(1+\varrho)\|\mu_i - \mu_{\bar{H}}\|_{\partial\alpha_i}}{(1-\varrho)\|\mu_i - \mu_{\bar{H}}\|_{\partial\alpha_i}} \leq \mu_{H,\partial\alpha_i}(\eta) \times (1 + 4\varrho\|\mu_i - \mu_{\bar{H}}\|_{\partial\alpha_i}) \quad (156)$$

where in the last inequality we use (154) and (155). Working similarly for the lower bound, we get the following: for any $\eta \in \mathcal{A}^{\partial\alpha_i}$ we have

$$|\mu_{i+1,\partial\alpha}(\eta) - \mu_{H,\partial\alpha_i}(\eta)| \leq 4\varrho \mu_{H,\partial\alpha_i}(\eta) \|\mu_i - \zeta\|_{\partial\alpha_i}. \quad (157)$$

From the definition of the total variation distance and (156) we have that

$$\begin{aligned} \|\mu_{i+1} - \mu_H\|_{\partial\alpha_i} &= (1/2) \sum_{\eta \in \mathcal{A}^{\partial\alpha_i}} |\mu_{i+1,\partial\alpha_i}(\eta) - \mu_{H,\partial\alpha_i}(\eta)| \leq 2\varrho \|\mu_i - \mu_{\bar{H}}\|_{\partial\alpha_i} \sum_{\eta \in \mathcal{A}^{\partial\alpha_i}} \mu_{\bar{H},\partial\alpha_i}(\eta) \\ &= 2\varrho \|\mu_i - \mu_{\bar{H}}\|_{\partial\alpha_i}. \end{aligned}$$

The claim follows by noting that $\varrho \leq |\mathcal{A}|^{k-1} \chi \psi_{\min}^{-1}$. \square

8. PROOF OF THEOREM 5.3

First we study on the time complexity of the process `RSwitch`. Particularly, consider `RSwitch`($G_i, \sigma, \eta, \kappa$) where η, κ are two configurations at $\partial\alpha_i$ such that they differ only on $x \in \partial\alpha_i$, and σ in the support of $\mu_i(\cdot \mid \partial\alpha_i, \eta)$. This process shares many features with `Switch` whose performance we study in Lemma 4.3.

The only difference between `RSwitch` and `Switch` amounts to the following: if at some iteration t , the process chooses the factor node β which is away from a short cycle, then the process decides the configuration at $\partial\beta$ in time $O(1)$, i.e., similarly to the process `Switch`. If, on the other hand, β or $\partial\beta$ intersects with the short cycle C , then the process needs to decide the configuration of $O(|C|)$ variable nodes, where $|C|$ is the length of the cycle. It follows that the time required for such iteration is $O(\log n)$, since $|C| = O(\log n)$.

Using the above observation and arguing as in Lemma 4.3, we get that the time complexity of the process `RSwitch`($G_i, \sigma, \eta, \kappa$) is $O(k(m+n)(\log n))$.

We proceed by studying the time complexity of `CycleSwitch`. The new element in the analysis of this process is that we need to sample a configuration from the Gibbs distribution on the subgraph H . Recall that `CycleSwitch` is evoked when α_i introduces a new short cycle in G_{i+1} . Let us call this cycle C . Also, recall that H is the subgraph of G_{i+1} which is induced by the nodes in C plus the variable nodes that are adjacent to a factor node in C .

Here, we analyse the time complexity of the process `CycleSwitch`($G_i, \sigma, \eta, \kappa$) where η, κ are two configurations at $\partial\alpha_i$ such that they differ only on $M = \partial\alpha_i \cap C$, and σ in the support of $\mu_i(\cdot \mid \partial\alpha_i, \eta)$. Due to (32), the process has to generate a sample according to the marginal $\mu_{H,\Lambda}(\cdot \mid \partial\alpha_i, \eta)$, where $\Lambda = V_H \setminus \partial\alpha_i$ and V_H is the set of variable nodes in H .

Claim 8.1. *We can use dynamic programming to a sample from $\mu_{H,\Lambda}(\cdot \mid \partial\alpha_i, \eta)$ in $O(|\Lambda|)$ steps.*

Proof. Given the boundary condition at $\partial\alpha_i$, the graph that is induced by Λ is a tree. Particularly, this tree consists of a path P which connect the variable nodes in M and there are also some extra variable nodes attached to the factor nodes in P . Furthermore, for this tree we have a boundary condition at M specified by $\eta(M)$.

For any tree factor tree T , we can generate a sample η from the Gibbs distribution μ_T by using dynamic programming. Note that w.l.o.g. we assumed that there is no boundary condition at μ_T . Let Λ be the set of variable nodes in T , particularly, let $\Lambda = \{z_1, z_2, \dots, z_\ell\}$. We can obtain η by using the following iterative procedure: at iteration i we have already specified $\eta(z_j)$ for $j < i$ and we specify $\eta(z_i)$. For this we compute the marginal of μ_{T, z_i} conditional on the configuration of η at $\Lambda_i = \{z_1, \dots, z_{i-1}\}$. We are using the following recursion: for any $c \in \mathcal{A}$ we have

$$\mu_{T, z_i}(c \mid \Lambda_i, \eta) \propto \prod_{\beta \in \partial z_i} \sum_{\sigma \in \mathcal{A}^{\partial \beta}} \mathbf{1}\{\sigma(z_i) = c\} \psi_\beta(\sigma) \prod_{x \in \partial \beta \setminus \{z_i\}} \mu_{T_x, x}(\sigma(x) \mid T_x \cap \Lambda_i, \eta),$$

where T_x is the subtree of T that contains the variable node x and its descendants. Having computed $\mu_{T, z_i}(\cdot \mid \Lambda_i, \eta)$, we can use it to choose the assignment for z_i .

Since the size of $\mathcal{A} = O(1)$, it is standard to show that the number of steps required by the process is proportional to the number of nodes in the tree, i.e., $O(|\Lambda|)$. \square

The process `CycleSwitch`, once it has generated the configuration at Λ it makes at most $|\Lambda|$ calls of the process `RSwitch` and ends, i.e. it uses the iteration in (33). From all the above we conclude that the time complexity of `CycleSwitch`($G_i, \sigma, \eta, \kappa$) is equal to the time we need to generate the sample from $\mu_{H, \Lambda}(\cdot \mid \partial \alpha_i, \eta)$ plus the time required of each call of `RSwitch`. Since $|\Lambda| = O(\log n)$, we deduce that the time complexity of `CycleSwitch` is $O(k(\log n)^2(m + n))$.

For the time complexity of `RSampler` we also need to consider the time required to generate $\sigma_{i+1}(\partial \alpha_i)$. When α_i does not introduce a short cycle in G_{i+1} the configuration $\sigma_{i+1}(\partial \alpha_i)$ can be generated in time $O(1)$. When, α_i introduces a short cycle in G_{i+1} recall that $\sigma_{i+1}(\partial \alpha_i)$ is generated according to the marginal $\mu_{H, \partial \alpha_i}$. Note that H is a cycle with additional variable node attached to its factor nodes. What prevents us from using dynamic programming, i.e. as in Claim 8.1 is the presence of the cycle. We can eliminate the effect of the cycle structure by working as follows: We choose x from M , arbitrarily. Since μ_H is symmetric we have the following: for any $c \in \mathcal{A}$ we have

$$\Pr[\sigma_{i+1}(x) = c] = 1/|\mathcal{A}|.$$

We set $\sigma_{i+1}(x)$ according to the above distribution. Setting a configuration at x we eliminate the effect of the cycle structure of H . Now we can dynamic programming as in Lemma 8.1 Since the size of H is $O(\log n)$, the number of steps required for generating $\sigma_{i+1}(\partial \alpha_i)$ is $O(k \log n)$.

From all the above we conclude that each iteration of `RSampler` requires time $O(k(\log n)^2(m + n))$. Since we have m iterations, the time complexity of `RSampler` is $O(k(\log n)^2(m + n)m)$. The theorem follows.

9. PROOF OF THEOREM 5.6

Note that if $\mathbf{I}_\pi = 0$, then $\mathbf{W}_\pi = 0$. This implies that $\mathbf{W}_\pi = \mathbf{W}_\pi \times \mathbf{I}_\pi$. We are going to show that

$$\mathbb{E}[\mathbf{W}_\pi \times \mathbf{I}_\pi \mid \mathbf{G}_i^* \in \mathcal{G}] \leq 2 \left(\frac{1-\delta/2}{(k-1)d} \right)^{\lfloor (\ell-1)/2 \rfloor} \mathbb{E}[\mathbf{I}_\pi], \quad (158)$$

while for $\mathbb{E}[\mathbf{I}_\pi]$ we use the following claim.

Claim 9.1. *We have that $\mathbb{E}[\mathbf{I}_\pi] \leq (1 + O(\ell n^{-1/4})) \left(\frac{k}{n} \right)^{\lfloor \ell/2 \rfloor} \left(\frac{k-1}{n-1} \right)^{\lfloor (\ell-1)/2 \rfloor}$.*

The theorem follows by plugging the bound from Claim 9.1 into (158).

Assuming that π forms a path, let $S_{r,t}$ be the number of cycles of length r that intersect with π such that the length of the intersection is equal to t , where $r = 4, \dots, (\log_{dk} n)/10$ and $t \in [r-1]$. Let \mathbf{C} be the set of nodes that belong to the short cycles that intersect with the path π , while let R be the number of variable nodes $y_j \in \pi$ such that $y_j \notin \mathbf{C}$. We always have that

$$R \geq Y = \lfloor (\ell-1)/2 \rfloor - \sum_{r,t} t S_{r,t}. \quad (159)$$

Furthermore, we have that

$$\begin{aligned}
& \mathbb{E}[\mathbf{W}_\pi \times \mathbf{I}_\pi \mid \mathbf{G}_i^* \in \mathcal{G}] \\
&= \sum_{\{j_{r,t}\}} \mathbb{E}[\mathbf{W}_\pi \times \mathbf{I}_\pi \times \mathbf{1}\{\wedge_{r,t} S_{r,t} = j_{r,t}\} \mid \mathbf{G}_i^* \in \mathcal{G}] \\
&= \sum_{\{j_{r,t}\}} \mathbb{E}[\mathbf{W}_\pi \mid \mathbf{I}_\pi \times \mathbf{1}\{\wedge_{r,t} S_{r,t} = j_{r,t}\}, \mathbf{G}_i^* \in \mathcal{G}] \times \mathbb{E}[\mathbf{I}_\pi \times \mathbf{1}\{\wedge_{r,t} S_{r,t} = j_{r,t}\} \mid \mathbf{G}_i^* \in \mathcal{G}]. \quad (160)
\end{aligned}$$

First, we focus on the conditional expectation of \mathbf{W}_π . For brevity, let \mathcal{L} be the event that $\mathbf{I}_\pi \times \mathbf{1}\{\wedge_{r,t} S_{r,t} = j_{r,t}\} = 1$, $\mathbf{G}_i^* \in \mathcal{G}$. Let \mathcal{S}_j be the event that we have a disagreement at the variable node $y_j \in \pi$, with source y_{j-1} . We have that

$$\mathbb{E}[\mathbf{W}_\pi \mid \mathcal{L}] = \prod_j \Pr[\mathcal{S}_j \mid \wedge_{t < j} \mathcal{S}_t, \mathcal{L}]. \quad (161)$$

We bound each $\Pr[\mathcal{S}_j \mid \wedge_{t < j} \mathcal{S}_t, \mathcal{L}]$ based on whether $y_j \in \pi$ is also in \mathbf{C} , or not. For $y_j \in \mathbf{C}$, we use the trivial bound that

$$\Pr[\mathcal{S}_j \mid \wedge_{t < j} \mathcal{S}_t, \mathcal{L}, y_j \in \mathbf{C}] \leq 1. \quad (162)$$

On the other hand for $y_j \notin \mathbf{C}$, we use the bound provided by following claim.

Claim 9.2. *For any $y_j \notin \mathbf{C}$, we have that $\Pr[\mathcal{S}_j \mid \wedge_{t < j} \mathcal{S}_t, \mathcal{L}, y_j \notin \mathbf{C}] \leq \gamma = \frac{1-\delta/2}{(k-1)d}$.*

Combining (162), Claim 9.2 and (159) we have that

$$\mathbb{E}[\mathbf{W}_\pi \mid \mathbf{I}_\pi \times \mathbf{1}\{\wedge_{r,t} S_{r,t} = j_{r,t}\} = 1, \mathbf{G}_i^* \in \mathcal{G}] \leq \gamma^Y = \gamma^{\lfloor (\ell-1)/2 \rfloor - \sum_{r,t} t S_{r,t}}. \quad (163)$$

Plugging the above into (160) we get that

$$\begin{aligned}
\mathbb{E}[\mathbf{W}_\pi \times \mathbf{I}_\pi \mid \mathbf{G}_i^* \in \mathcal{G}] &\leq \sum_{\{j_{r,t}\}} \gamma^{\lfloor (\ell-1)/2 \rfloor - \sum_{r,t} t j_{r,t}} \Pr[\wedge_{r,t} S_{r,t} = j_{r,t}, \mathbf{I}_\pi = 1 \mid \mathbf{G}_i^* \in \mathcal{G}] \\
&= \gamma^{\lfloor (\ell-1)/2 \rfloor} \sum_{\{j_{r,t}\}} \gamma^{-\sum_{r,t} t j_{r,t}} \Pr[\wedge_{r,t} S_{r,t} = j_{r,t}, \mathbf{I}_\pi = 1 \mid \mathbf{G}_i^* \in \mathcal{G}]. \quad (164)
\end{aligned}$$

Let \mathcal{M} be the summation on r.h.s. of the above equality, i.e.,

$$\mathcal{M} = \sum_{\{j_{r,t}\}} \gamma^{-\sum_{r,t} t j_{r,t}} \Pr[\wedge_{r,t} S_{r,t} = j_{r,t}, \mathbf{I}_\pi = 1 \mid \mathbf{G}_i^* \in \mathcal{G}].$$

We bound \mathcal{M} by using the following claim.

Claim 9.3. *We have that $\mathcal{M} = (1 + o(1)) \mathbb{E}[\mathbf{I}_\pi]$.*

Plugging the bound from Claim 9.3 into (164), we get that

$$\mathbb{E}[\mathbf{W}_\pi \times \mathbf{I}_\pi \mid \mathbf{G}_i^* \in \mathcal{G}] \leq 2\gamma^{\lfloor (\ell-1)/2 \rfloor} \mathbb{E}[\mathbf{I}_\pi] = 2 \left(\frac{1-\delta/2}{(k-1)d} \right)^{\lfloor (\ell-1)/2 \rfloor} \mathbb{E}[\mathbf{I}_\pi].$$

The above proves (158). The theorem follows. \square

Proof of Claim 9.1. Let $\Phi \subset [\ell]$ contain every j such that y_j is a factor node. For each $j \in \Phi \setminus \{\ell\}$, let e_j be the event that y_j is adjacent to y_{j-1} and y_{j+1} . If y_ℓ is a factor node, then let e_ℓ be the event that y_ℓ is adjacent to the factor node $y_{\ell-1}$. We have that

$$\mathbb{E}[\mathbf{I}_\pi] = \prod_{j \in \Phi} \Pr[e_j \mid \wedge_{t < j} e_t]. \quad (165)$$

Consider $j \in \Phi \setminus \{\ell\}$ and let the k -tuple of variable nodes z_1, z_2, \dots, z_k such that $z_1 = y_{j-1}$ and $z_k = y_{j+1}$, while $z_2, \dots, z_{k-1} \notin \pi$. From (16), we have that

$$\Pr[\partial y_j = (z_1, \dots, z_k) \mid \wedge_{t < j} e_t] = \sum_{\sigma \in \mathcal{A}^V} \Pr[\sigma^* = \sigma \mid \wedge_{t < j} e_t] \frac{\mathbb{E}[\psi(\sigma(z_1), \sigma(z_2), \dots, \sigma(z_k)))]}{\sum_{x_1, \dots, x_k \in V_n} \mathbb{E}[\psi(\sigma(x_1), \sigma(x_2), \dots, \sigma(x_k)))]},$$

where ψ is a weight function, distributed as in \mathcal{P} . Let $\text{Bal} \subseteq \mathcal{A}^V$ be the set of balanced configurations of V , i.e., Bal contains every $\sigma \in \mathcal{A}^V$ such that for any $c \in \mathcal{A}$ we have that

$$|\sigma^{-1}(c) - n/q| \leq n^{2/3}. \quad (166)$$

From the definition of the Teacher-Student model, recall that σ^* is randomly chosen from \mathcal{A}^V . Conditioning on $\wedge_{t < j} e_t$ cannot affect the configuration of at most $O((\log n)^4)$ variable nodes, since $\ell = O((\log n)^4)$. This implies that even conditioning on $\wedge_{t < j} e_t$, σ^* is balanced with probability at least $1 - \exp(-n^{1/4})$. We have that

$$\begin{aligned} & \Pr[\partial y_j = (z_1, \dots, z_k) \mid \wedge_{t < j} e_t] \\ &= \sum_{\sigma \in \text{Bal}} \Pr[\sigma^* = \sigma \mid \wedge_{t < j} e_t] \frac{\mathbb{E}[\psi(\sigma(z_1), \sigma(z_2), \dots, \sigma(z_k))]}{\sum_{x_1, \dots, x_k \in V_n} \mathbb{E}[\psi(\sigma(x_1), \sigma(x_2), \dots, \sigma(x_k))]} + O(\exp(-n^{1/4})) \\ &= \frac{(1 + O(n^{-1/3}))}{\chi n^k} \sum_{\sigma \in \text{Bal}} \Pr[\sigma^* = \sigma \mid \wedge_{t < j} e_t] \mathbb{E}[\psi(\sigma(z_1), \sigma(z_2), \dots, \sigma(z_k))] + O(\exp(-n^{1/4})) \\ &= (1 + O(n^{-1/3}))(n^k)^{-1}, \end{aligned} \tag{167}$$

where n^k stands for n to the k -th falling factorial power. The second equality uses the following observation: in the denominator there are n^k summands and every configuration $\tau \in \mathcal{A}^k$ appear in a $(1 + O(n^{-1/3}))q^{-k}$ fraction of these summands, i.e., because σ is assumed to be balanced. Then, we get the desired value at the denominator by using (12). The last equality follows by noting that the quantity in the summation is equal to $\chi + O(\exp(-n^{1/4}))$.

The above implies that z_1, z_2, \dots, z_k is chosen (almost) uniformly at random among all ordered k -tuples of variable nodes. Note that the assumption that $z_1 = y_j - 1$ and $z_k = y_{j+1}$ does not affect the distribution with which we choose the tuple. For k -tuples which include variable from π , additionally to y_{j-1}, y_{j+1} , we can show with very similar arguments that has probability

$$\Pr[\partial y_j = (z_1, \dots, z_k) \mid \wedge_{t < j} e_t] = O(1/n^k). \tag{168}$$

Note that there are $(1 + O((\log n)^5 n^{-1}))k(k-1)n^{k-2}$ k -tuples that include y_{j-1}, y_{j+1} and no other variable node from π . Also, there are $o(n^{k-2})$ k -tuples that include y_{j-1}, y_{j+1} and other variable nodes from π . Combining this observation with (167) and (168) we get that

$$\Pr[e_j \mid \wedge_{t < j} e_t] = \frac{k(k-1)}{n(n-1)}(1 + n^{-1/4}). \tag{169}$$

If $\ell \in \Phi$, working similarly, we get that

$$\Pr[e_\ell \mid \wedge_{t < \ell} e_t] = (k/n)(1 + n^{-1/4}). \tag{170}$$

From (165), (169) and (170) we get that

$$\mathbb{E}[\mathbf{I}_\pi] = \prod_{j \in \Phi} \Pr[e_j \mid \wedge_{t < j} e_t] \leq (1 + O(\ell n^{-1/4})) \left(\frac{k}{n}\right)^{|\ell/2|} \left(\frac{k-1}{n-1}\right)^{\lfloor (\ell-1)/2 \rfloor}.$$

Note that the exponents come by counting the number of factor nodes in π . The claim follows. \square

Proof of Claim 9.2. In what follows, we let ψ_t be the weight function assigned to the factor node $y_t \in \pi$.

Let $c, \hat{c} \in \mathcal{A}$ be different with each other, while assume that there is a disagreement at the variable node y_{j-2} that involves c, \hat{c} . Particularly, assume that $\sigma^*(y_{j-2}) = c$, while the process has decided that the new assignment at y_{j-2} is \hat{c} . For any $\tau \in \mathcal{A}^{\partial y_{j-1}}$ such that $\tau(y_{j-2}) = c$, let

$$\hbar(\tau) = \max \left\{ 0, 1 - \frac{\mathbf{m}_{y_{j-1}}(\hat{\tau} \mid y_{j-2}, q)}{\mathbf{m}_{y_{j-1}}(\tau \mid y_{j-2}, c)} \right\}, \tag{171}$$

where $\hat{\tau}$ is such that $\hat{\tau}(y_{j-2}) = \hat{c}$ and $\hat{\tau}(x) = \tau(x)$ for all $x \in \partial y_{j-1} \setminus \{y_{j-2}\}$.

Recall that for the variable node $y_j \notin \mathbf{C}$, the process `MSwitch` uses the rule described in (24), (25). This means that provided that $\sigma^*(y_j) \in \{c, \hat{c}\}$ the disagreement probability at y_j is equal to $\hbar(\sigma^*(\partial y_{j-1}))$. From this observation we have that

$$\Pr[\mathcal{S}_j \mid \wedge_{t < j} \mathcal{S}_t, y_j \notin \mathbf{C}, \mathcal{L}, \mathbf{G}_i^*] = \sum_{\tau} \hbar(\tau) \Pr[\sigma^*(\partial y_{j-1}) = \tau \mid \wedge_{t < j} \mathcal{S}_t, y_j \notin \mathbf{C}, \mathcal{L}, \mathbf{G}_i^*], \tag{172}$$

where τ varies over the configurations of ∂y_{j-1} such that $\tau(y_{j-2}) = c$.

Let \mathcal{E} be the event that $\bigwedge_{t=1}^{j-1} \mathcal{S}_t, \mathbf{I}_\pi = 1$. Also, let \mathcal{E}_j be the event that $\bigwedge_{t=1}^{j-1} \mathcal{S}_t$ while every factor node in $y_r \in \pi \setminus \{y_{j-1}\}$ is connected to y_{r-1} and y_{r+1} . First, we focus on estimating $\Pr[\mathcal{S}_j \mid \mathcal{E}]$. We have that

$$\Pr[\mathcal{S}_j \mid \mathcal{E}] = \sum_{x_1, \dots, x_k} \sum_{\theta \in \Psi} \Pr[\mathcal{S}_j \mid \partial y_{j-1} = (x_1, \dots, x_k), \psi_{j-1} = \theta, \mathcal{E}] \Pr[\partial y_{j-1} = (x_1, \dots, x_k), \psi_{j-1} = \theta \mid \mathcal{E}]. \quad (173)$$

Note that the conditioning on \mathcal{E} affects the configuration of no more than $O((\log n)^5)$ variable nodes. Using (16) it is elementary to verify the following: if $\{x_1, x_2, \dots, x_k\} \cap \pi = \{y_{j-2}, y_j\}$, then

$$\Pr[\sigma^*(\partial y_{j-1}) = \tau \mid \partial y_{j-1} = (x_1, \dots, x_k), \psi_{j-1} = \theta, \mathcal{E}] = (1 + O(n^{-1/4})) \mathbf{m}_{y_{j-1}}^\theta(\tau \mid y_{j-2}, c), \quad (174)$$

where $\mathbf{m}_{y_{j-1}}^\theta$ is the distribution $\mathbf{m}_{y_{j-1}}$ where we condition on $\psi_{j-1} = \theta$. Similarly to (172) we have that

$$\begin{aligned} \Pr[\mathcal{S}_j \mid \partial y_{j-1} = (x_1, \dots, x_k), \psi_{j-1} = \theta, \mathcal{E}] &= \sum_{\tau} h^\theta(\tau) \Pr[\sigma^*(\partial y_{j-1}) = \tau \mid \partial y_{j-1} = (x_1, \dots, x_k), \psi_{j-1} = \theta, \mathcal{E}] \\ &= (1/2) \sum_{\tau} |\mathbf{m}_{y_{j-1}}^\theta(\tau \mid y_{j-2}, c) - \mathbf{m}_{y_{j-1}}^\theta(\tau \mid y_{j-2}, \hat{c})| \\ &= \|\mathbf{m}_{y_{j-1}}^\theta(\cdot \mid y_{j-2}, c) - \mathbf{m}_{y_{j-1}}^\theta(\cdot \mid y_{j-2}, \hat{c})\|_{\partial y_{j-1} \setminus \{y_{j-2}\}}, \end{aligned} \quad (175)$$

where in the first equality h^θ is the function h from (171), where we use $\mathbf{m}_{y_{j-1}}^\theta$. Also, note that for the second equality we use (171) and (174).

We proceed with studying $\Pr[\partial y_{j-1} = (x_1, \dots, x_k), \psi_{j-1} = \theta \mid \mathcal{E}]$ for (173). From the definition of \mathbf{G}_i^* and particularly from (16), we have the following: for the k -tuple of variable nodes (x_1, \dots, x_k) , such that $\{x_1, x_2, \dots, x_k\} \cap \pi = \{y_{j-2}, y_j\}$, we have that

$$\begin{aligned} \Pr[\partial y_{j-1} = (x_1, \dots, x_k) \mid \mathcal{E}, \partial_1 y_{j-1} = y_{j-2}, \partial_2 y_{j-1} = y_j] &= \frac{\Pr[\partial y_{j-1} = (x_1, \dots, x_k), x_1 = y_{j-2}, x_2 = y_j \mid \mathcal{E}_j]}{\Pr[\partial_1 y_{j-1} = y_{j-1}, \partial_2 y_{j-1} = y_j \mid \mathcal{E}_j]}. \end{aligned}$$

For any $\sigma \in \text{Bal}$, i.e., σ satisfies (166), we have

$$\begin{aligned} \Pr[\partial y_{j-1} = (x_1, \dots, x_k), x_1 = y_{j-2}, x_2 = y_j \mid \sigma^* = \sigma, \mathcal{E}_j] &= (1 + O(n^{-1/4})) \frac{\mathbb{E}[\psi_j(\sigma(x_1), \dots, \sigma(x_k)) \mid \mathcal{E}_j]}{\chi n^{\underline{k}}}. \end{aligned}$$

Note that, conditioning on \mathcal{E}_j , specifies that $\sigma^*(y_{j-2}) = c$. Averaging the above over the instances of σ^* and noting $\Pr[\sigma^* \in \text{Bal}] \geq 1 - \exp(-n^{1/4})$, we get that

$$\begin{aligned} \Pr[\partial y_{j-1} = (x_1, \dots, x_k), x_1 = y_{j-2}, x_2 = y_j \mid \mathcal{E}_j] &= (1 + O(n^{-1/4})) \frac{q^{1-k}}{\chi n^{\underline{k}}} \sum_{\tau \in \mathcal{A}^k} \mathbf{1}\{\tau_1 = c\} \mathbb{E}[\psi_j(\tau_1, \dots, \tau_k)] \\ &= (1 + O(n^{-1/4})) (n^{\underline{k}})^{-1}, \end{aligned} \quad (176)$$

where in the last derivation we use (15). Similarly we get that

$$\Pr[\partial_1 y_{j-1} = y_{j-1}, \partial_2 y_{j-1} = y_j \mid \mathcal{E}_j] = (1 + O(n^{-1/4})) (n^2)^{-1}.$$

Then, we have that

$$\Pr[\partial y_{j-1} = (x_1, x_2, \dots, x_k) \mid \mathcal{E}, \partial_1 y_{j-1} = y_{j-2}, \partial_2 y_{j-1} = y_j] = (1 + O(n^{-1/4})) (n^{\underline{k-2}})^{-1}.$$

The above also holds for y_{j-2} and y_j being in positions other than 1 and 2, respectively.

Repeating the above steps we also get the following: For any measurable set $\mathcal{W} \subseteq \Psi$, and any k -tuple of variable nodes (x_1, x_2, \dots, x_k) such that $x_1 = y_{j-2}$ and $x_2 = y_j$ while $\{x_2, \dots, x_{k-1}\} \cap \pi = \emptyset$, we have that

$$\Pr[\psi_{j-1} \in \mathcal{W}, \partial y_{j-1} = (x_1, x_2, \dots, x_k) \mid \mathcal{E}] = (1 + O(n^{-1/4})) \mathcal{P}(\mathcal{W}) (n^{\underline{k-2}})^{-1}. \quad (177)$$

Also note that the above holds for y_{j-2} and y_j being in positions other than 1 and 2, respectively.

For a k -tuple (x_1, x_2, \dots, x_k) such that $\{y_{j-2}, y_j\} \subset \{x_2, \dots, x_{k-1}\} \cap \pi$, it holds that

$$\Pr[\psi_{j-1} \in \mathcal{W}, \partial y_{j-1} = (x_1, x_2, \dots, x_k) \mid \mathcal{E}] = O(1) \times (n^{\frac{k-2}{2}})^{-1}. \quad (178)$$

Plugging (175), (177) and (178) into (173) and noting that only $O((\log n)^5 n^{\frac{k-3}{2}})$ k -tuples of variable nodes use nodes from π , other than y_{j-2} and y_j , we have that we get that

$$\Pr[\mathcal{S}_j \mid \mathcal{E}] = (1 + O(n^{-1/4})) \mathbb{E} \left[\left| \mathbf{m}_{y_{j-1}}(\cdot \mid y_{j-2}, c) - \mathbf{m}_{y_{j-1}}(\cdot \mid y_{j-2}, q) \right|_{\partial y_{j-1} \setminus \{y_{j-2}\}} \right],$$

where the expectation above is w.r.t. the weight function ψ_{j-1} . Note that the expectation has no conditioning. Furthermore, our assumption on SET implies that

$$\Pr[\mathcal{S}_j \mid \mathcal{E}] = (1 + O(n^{-1/4})) \frac{1-\delta}{d(k-1)}. \quad (179)$$

Recall that \mathcal{E} is the event that $\wedge_{t < j} \mathcal{S}_t, \mathbf{I}_\pi = 1$. It is standard to show that

$$\Pr[\mathcal{S}_j \mid \wedge_{t < j} \mathcal{S}_t, \mathbf{I}_\pi = 1, \mathbf{G}_i^* \in \mathcal{G}] \leq (\Pr[\mathbf{G}_i^* \in \mathcal{G} \mid \mathcal{E}])^{-1} \Pr[\mathcal{S}_j \mid \mathcal{E}]. \quad (180)$$

We can get a lower bound on $\Pr[\mathbf{G}_i^* \in \mathcal{G} \mid \mathcal{E}]$ by working as in Lemma 5.1. Note that conditioning on the path \mathbf{I}_π does not make big difference in our derivations. One can show easily that only with probability $o(n^{-8/10})$ the path π intersect with a short cycle in \mathbf{G}^* , not to mention two. We omit the derivations which show that

$$\Pr[\mathbf{G}_i^* \in \mathcal{G} \mid \mathcal{E}] \geq 1 - n^{-2/3}. \quad (181)$$

From (179), (180) and (181) we get that

$$\Pr[\mathcal{S}_j \mid \wedge_{t < j} \mathcal{S}_t, \mathbf{I}_\pi = 1, \mathbf{G}_i^* \in \mathcal{G}] \leq \frac{1-3\delta/4}{d(k-1)}. \quad (182)$$

Note there is an extra conditioning that $y_j \notin \mathbf{C}$. Similarly to (180), we have that

$$\Pr[\mathcal{S}_j \mid \wedge_{t < j} \mathcal{S}_t, \mathbf{I}_\pi = 1, \mathbf{G}_i^* \in \mathcal{G}, y_j \notin \mathbf{C}] \leq \frac{\Pr[\mathcal{S}_j \mid \wedge_{t < j} \mathcal{S}_t, \mathbf{I}_\pi = 1, \mathbf{G}_i^* \in \mathcal{G}]}{\Pr[y_j \notin \mathbf{C} \mid \wedge_{t < j} \mathcal{S}_t, \mathbf{I}_\pi = 1, \mathbf{G}_i^* \in \mathcal{G}]}. \quad (183)$$

With elementary calculations, which we omit, we get that $\Pr[y_j \notin \mathbf{C} \mid \wedge_{t < j} \mathcal{S}_t, \mathbf{I}_\pi = 1, \mathbf{G}_i^* \in \mathcal{G}] = 1 - o(1)$. The claim follows by combining this observation with (183) and (182). \square

Proof of Claim 9.3. Let $\mathcal{C}_{r,t}$ be the set of cycles of length r such that each one of them has intersection with π of length t . Assume that $\cup_{r,t} \mathcal{C}_{r,t}$ specify disjoint cycles since we condition on $\mathbf{G}_i^* \in \mathcal{G}$. We have that

$$\Pr[\wedge_{r,t} \mathcal{S}_{r,t} = j_{r,t}, \mathbf{I}_\pi = 1 \mid \mathbf{G}_i^* \in \mathcal{G}] = \Pr[\wedge_{r,t} |\mathcal{C}_{r,t}| = j_{r,t}, \mathbf{I}_\pi = 1 \mid \mathbf{G}_i^* \in \mathcal{G}]. \quad (184)$$

Consider the probability term $\Pr[\wedge_{r,t} |\mathcal{C}_{r,t}| = j_{r,t} \mid \mathbf{I}_\pi = 1]$, i.e., without the condition that $\mathbf{G}_i^* \in \mathcal{G}$. We are going to upper bound it first. We still assume that $\cup_{r,t} \mathcal{C}_{r,t}$ specify disjoint cycles.

Let $\mathcal{I} = \{I_1, \dots, I_N\}$ be a collection of disjoint subpaths of π such that each I_k is of length t . Let $K_{r,t}(\mathcal{I})$ be the event that there are disjoint cycles, each of length r , that intersect π , while each intersection corresponds to one of these subpaths.

For any $j \in [N]$ and $S \subseteq [N] \setminus \{j\}$, let $\mathcal{F}_{S,j}$ be the σ -algebra generated by the cycle whose intersection with π is I_s , for $s \in S$. Let $\mathcal{K}_{r,t}(j)$ be the event that there is a cycle of length r that intersects with π in the interval I_j and this cycle is disjoint from the cycles that intersect I_s for $s \in [N] \setminus \{j\}$. Using arguments very similar to those we used to derive (176), we get that followint: There is a constant $C_0 > 0$ such that

$$\Pr[\mathcal{K}_{r,t}(j) \mid \mathcal{F}_{S,j}, \mathbf{I}_\pi = 1] \leq C_0 (k/n)^{r-t} n^{\lfloor (r-t-1)/2 \rfloor} (dn/k)^{\lceil (r-t-1)/2 \rceil} \leq n^{-1} (dk)^{\lceil (r-t-1)/2 \rceil}.$$

Particularly, someone can show that $C_0 \leq 2/\chi$. The above implies that

$$\Pr[K_{r,t}(\mathcal{I}) \mid \mathbf{I}_\pi] \leq (C_0 n^{-1} (dk)^{\lceil (r-t-1)/2 \rceil})^N \leq (C_0 n^{-1} (dk)^{(r-t)/2})^N. \quad (185)$$

Let $\mathcal{F}_{r,t}$ be the σ -algebra generated by the sets $\mathcal{C}_{x,z}$, where $x \leq r$ and $z < t$. Then, (185) implies that

$$\Pr[|\mathcal{C}_{r,t}| = j_{r,t} \mid \mathcal{F}_{r,t}, \mathbf{I}_\pi = 1] \leq \binom{\ell-t}{j_{r,t}} (C_0 n^{-1} (dk)^{(r-t)/2})^{j_{r,t}}.$$

In turn, the above implies that

$$\Pr[\wedge_{r,t} |\mathcal{C}_{r,t}| = j_{r,t} \mid \mathbf{I}_\pi = 1] \leq \prod_{r,t} \binom{\ell-t}{j_{r,t}} (C_0 n^{-1} (dk)^{\lceil (r-t-1)/2 \rceil})^{j_{r,t}}. \quad (186)$$

Furthermore, note that

$$\begin{aligned} \Pr[\wedge_{r,t} |\mathcal{C}_{r,t}| = j_{r,t} \mid \mathbf{I}_\pi = 1 \mid \mathbf{G}_i^* \in \mathcal{G}] &\leq (\Pr[\mathbf{G}_i^* \in \mathcal{G}])^{-1} \Pr[\wedge_{r,t} |\mathcal{C}_{r,t}| = j_{r,t} \mid \mathbf{I}_\pi = 1] \\ &\leq (\Pr[\mathbf{G}_i^* \in \mathcal{G}])^{-1} \Pr[\wedge_{r,t} |\mathcal{C}_{r,t}| = j_{r,t} \mid \mathbf{I}_\pi = 1] \mathbb{E}[\mathbf{I}_\pi] \\ &\leq (1 + o(1)) \mathbb{E}[\mathbf{I}_\pi] \prod_{r,t} \binom{\ell-t}{j_{r,t}} (C_0 n^{-1} (dk)^{\lceil (r-t-1)/2 \rceil})^{j_{r,t}}, \end{aligned}$$

where in the last derivation we use (186) and Lemma 5.1 with contiguity to get that $\Pr[\mathbf{G}_i^* \in \mathcal{G}] = 1 - o(1)$.

The above and (184), imply that

$$\begin{aligned} \mathcal{M} &\leq (1 + o(1)) \mathbb{E}[\mathbf{I}_\pi] \sum_{\{j_{r,t}\}} \prod_{r,t} \gamma^{-\sum_{r,t} t j_{r,t}} \binom{\ell-t}{j_{r,t}} (C_0 n^{-1} (dk)^{\lceil (r-t-1)/2 \rceil})^{j_{r,t}} \\ &\leq (1 + o(1)) \mathbb{E}[\mathbf{I}_\pi] \sum_{\{j_{r,t}\}} \prod_{r,t} \binom{\ell-t}{j_{r,t}} (\gamma^{-t} C_0 n^{-1} (dk)^{(r-t)/2})^{j_{r,t}}. \end{aligned}$$

Using the observations that $\gamma^{-1} < dk$ and $\binom{\ell-t}{j_{r,t}} \leq (\ell)^{j_{r,t}}$ we can write the above as follows:

$$\begin{aligned} \mathcal{M} &\leq (1 + o(1)) \mathbb{E}[\mathbf{I}_\pi] \sum_{\{j_{r,t}\}} \prod_{r,t} (\ell C_0 n^{-1} (dk)^{(r+t)/2})^{j_{r,t}} \\ &\leq (1 + o(1)) \mathbb{E}[\mathbf{I}_\pi] \sum_{\{j_{r,t}\}} \prod_{r,t} (n^{-0.88})^{j_{r,t}}, \end{aligned}$$

where in the last derivation we use that $(r+t)/2 \leq r \leq \frac{\log n}{10 \log(dk)}$ and $\ell = O((\log n)^4)$. Note that $\sum_{r,t} j_{r,t} = L$, where L is the number of all the cycles we consider. We can simplify the above as follows:

$$\mathcal{M} = (1 + o(1)) \mathbb{E}[\mathbf{I}_\pi] \sum_{L \geq 0} ((\log n)^3 n^{-0.88})^L = (1 + o(1)) \mathbb{E}[\mathbf{I}_\pi],$$

The claim follows. \square

10. PROOFS OF RESULTS IN SECTION 2.3

10.1. Proofs of Theorem 2.1. For proving our result we use the terminology and the result for factor graphs from Section 3. The translation of the results in the context of the graphs and hypergraph that is used in Theorem 2.1 is straightforward.

In light of Theorems 1.1, 1.2 we get Theorem 2.1 by that the antiferromagnetic Ising model with the parameters indicated in the statement of Theorem 2.1 satisfies the conditions in SET.

From Theorem 3.2, we immediately get that it satisfies the the contiguity condition, i.e., **B.2**. In what follows we show that it also satisfies **B.1**.

It is elementary to verify that for any edge $e = \{x_1, \dots, x_k\}$, we have that

$$\mathcal{R}_e = \|\mathbf{m}_e^+ - \mathbf{m}_e^-\|_A = \frac{1 - e^{2\beta}}{2^{k-1} - 1 + e^{2\beta}}.$$

$\Lambda = \{x_2, \dots, x_k\}$. Recall that \mathbf{m}_a^i is the distribution \mathbf{m}_e conditional on the configurations at x_1 is $i \in \{\pm 1\}$.

Noting $\frac{1-e^{2\beta}}{2^{k-1}-1+e^{2\beta}}$ is decreasing in $e^{2\beta}$, It is elementary to verify that for any β such that $\beta_{\text{Ising}}^-((1+\gamma)d, k) \leq \beta < 0$, where recall that $\gamma = \frac{\delta}{1-\delta} + \frac{1}{d(k-1)}$ we have that $\mathcal{R}_e \leq \frac{(1-\delta)}{d(k-1)}$. This shows that the condition **B.1** is also satisfied.

The above conclude the proof of Theorem 2.1. \square

10.2. Proof of Theorem 2.2. It suffices to show that the Potts and the Colouring model with the parameters indicated in the statement of Theorem 2.2 satisfy the conditions in SET. From Theorem 3.2, we immediately get that they satisfy contiguity, i.e., **B.2**. In what follows we show that they also satisfy **B.1**.

As a warm up, we start with the Colouring model first. For any colour $i \in [q]$, for any edge e , and any configuration $\sigma \in [q]^e$ we have that $m_e^i = (q^{k-1} - 1)^{-1}$. Furthermore, it is a matter of elementary calculations to verify that

$$\mathcal{R}_e = 1/(q^{k-1} - 1).$$

It is immediate that for $q^{k-1} \geq \frac{(k-1)d}{(1-\delta)} + 1$ we have that $\mathcal{R}_e \leq \frac{1-\delta}{(k-1)d}$, for every e . This shows that the condition **B.1** is also satisfied. All the above prove that, for the range of parameters we consider in Theorem 2.2, the colouring model satisfy SET.

We proceed with the antiferromagnetic Potts model. The case where $q^{k-1} \geq \frac{(k-1)d}{(1-\delta)} + 1$ is almost identical to the above. For this reason we focus on the case where $q^{k-1} \leq \frac{(k-1)d}{(1-\delta)}$ and $\beta_{\text{Potts}}^-(\Delta_0 + 1, q^{k-1}) \leq \beta < 0$. Recall that for $0 < y < x$, we have that $\beta_{\text{Potts}}^-(x, y) = \log((x - y)/x)$.

Consider the (hyper)edge α in \mathbf{H} . For every $i \in [q]$, we let $\tau_i \in [q]^{\partial\alpha}$ be the configuration which assigns all the vertices in α the spin i . For the antiferro. Potts model with temperature $\beta < 0$, we have the following

$$m_\alpha^i(\tau_i) = \frac{e^\beta}{q^{k-1}-1+e^\beta}, \quad m_\alpha^i(\sigma) = \frac{1}{q^{k-1}-1+e^\beta} \quad \forall \sigma \in [q]^{\partial\alpha} \setminus \{\tau_i\}.$$

From the above, we immediately have that

$$\mathcal{R}_\alpha = \frac{1-e^\beta}{q^{k-1}-1+e^\beta}.$$

Noting that the r.h.s. of the previous equality is decreasing in e^β , it suffices to prove that $\mathcal{R}_\alpha \leq \frac{1-\delta}{(k-1)d}$, for $\beta = \beta_{\text{Potts}}^-(\Delta_0 + 1, q^{k-1})$. It is a matter of elementary calculations to verify that indeed this is the case.

We conclude that the antiferromagnetic Potts model with the parameters indicated in the statement of Theorem 2.2 satisfies SET. The theorem follows.

10.3. Proof of Theorem 2.3. We are going to show that the uniform distribution over the NAE solutions of $\mathbf{F}_k(n, m)$ satisfies the conditions in SET. From Theorem 3.2, we immediately get that it satisfies the contiguity condition, i.e., **B.2**. In what follows we show that it also satisfies **B.1**.

Consider the clause α in $\mathbf{F}_k(n, m)$ and the corresponding distribution m_α . Note that m_α is the uniform distribution over the NAE satisfying assignments of α . Let m_α^t denote the distribution m_α where we condition on the first literal being true. Similarly, let m_α^f denote the distribution m_α where we condition on the first literal being false.

The support of m_α^t consists of $2^{k-1} - 1$ assignments. That is, among the 2^{k-1} possible assignments of the literals in the clause α such that the first literal evaluates to true, there is exactly one assignment that does not NAE satisfy α . Clearly, this is the assignment that evaluates all literals in α to true. Similarly for m_α^f , its support consists of $2^{k-1} - 1$ assignments. The one assignment that is missing is the one that assigns all literals in α the value false.

Recalling that both m_α^t and m_α^f are uniform distribution over the NAE satisfying assignments of α and with the above observation we immediately get that

$$\mathcal{R}_\alpha = (2^{(k-1)} - 1)^{-1}.$$

Note that for $d < (1 - \delta)(2^{(k-1)} - 1)/(k - 1)$, the condition **B.1** is satisfied. The theorem follows.

10.4. Proof of Theorem 2.4. It is standard to verify that for any even integer $k \geq 2$, the k -spin model is symmetric for detail derivations see [12]. We are going to show that the k -spin model satisfies the conditions in SET. From Theorem 3.2, we immediately get that it satisfies the contiguity condition, i.e., **B.2**. In what follows we show that it also satisfies **B.1**.

Consider $\mathbf{H} = \mathbf{H}(n, m, k)$ and let $\alpha = (x_1, \dots, x_k)$ be a (hyper)edge in \mathbf{H} . Let \mathbf{m}_α^+ denote the distribution \mathbf{m}_α where we condition on that the configuration at x_1 being $+1$. Similarly, let \mathbf{m}_α^- denote the distribution \mathbf{m}_α where we condition on that the configuration at x_1 being -1 .

Let τ^+ be the configuration of (x_1, \dots, x_k) which assigns $+1$ to each x_i . Similarly, let τ^- be the configuration of (x_1, \dots, x_k) which assigns -1 to each x_i . For every $j \in \{\pm 1\}$ we have that

$$\mathbf{m}_\alpha^i(\tau^i) \propto e^{\beta \mathbf{J}_\alpha}, \quad \mathbf{m}_\alpha^i(\sigma) \propto e^{-\beta \mathbf{J}_\alpha} \quad \forall \sigma \in \{\pm 1\}^\alpha \setminus \{\tau^i\}.$$

From the above, we conclude that

$$\|\mathbf{m}_\alpha^- - \mathbf{m}_\alpha^+\|_{\{x_2, \dots, x_k\}} = \frac{|e^{\beta \mathbf{J}_\alpha} - e^{-\beta \mathbf{J}_\alpha}|}{(2^{k-1} - 1)e^{-\beta \mathbf{J}_\alpha} + e^{\beta \mathbf{J}_\alpha}} = F_k(\beta \mathbf{J}_\alpha),$$

where the function F_k is defined in (6). From the above it is immediate that $\mathcal{R}_\alpha = \mathbb{E}[F_k(\beta \mathbf{J}_\alpha)]$, where the expectation is w.r.t. the Gaussian random variable \mathbf{J}_α . The theorem follows.

11. PROOF OF THEOREM 3.2

Consider the random Ψ -factor graph $\mathbf{G} = \mathbf{G}(n, m, k, \mathcal{P})$ such that $m = dn/k$. Let $\mathbf{G}_0, \dots, \mathbf{G}_m$ be such that \mathbf{G}_0 contains no factor nodes, \mathbf{G}_m is identical to \mathbf{G} , while we get \mathbf{G}_i by removing a randomly chosen factor node from \mathbf{G}_{i+1} . Note that \mathbf{G}_i is an instance of $\mathbf{G}(n, m, k, \mathcal{P})$.

We will show that $\Pr[\bigwedge_{i=1}^m \mathcal{C}_i(\omega)] = 1 - o(1)$. Then, the proposition follows by using some, technical, but standard arguments. Particularly it follows by virtually the same arguments presented in Section 4.3 in [12] and Section 7.4 in [14]. Furthermore, from Theorem 2.7 in [14] and Theorem 2.7 in [12] we have the following: For any $\hat{\omega}$ such that $\lim_{n \rightarrow \infty} \hat{\omega} = \infty$, for any $i = \{1, \dots, m\}$ we have that

$$\Pr[\mathcal{C}_i(\hat{\omega})] = 1 - o(1). \quad (187)$$

Note that the theorems from [12, 14] derive the above results by applying the small-subgraph conditioning technique [41, 54]. The above implies that, typically, $Z(\mathbf{G}_i)$ is very well concentrated about its expectation. We need to prove that, typically, this is the case of all the graphs $\mathbf{G}_0, \mathbf{G}_1, \dots, \mathbf{G}_m$, *simultaneously*.

For brevity, let $Z(i) = Z(\mathbf{G}_i)$. Also, for brevity let \mathcal{E} be the event that $\forall_i \bar{\mathcal{C}}_i(\omega)$, i.e., there is at least one \mathbf{G}_i such that $Z(i) < \omega^{-1} \mathbb{E}[Z(i)]$. First, we prove the following, useful result.

Claim 11.1. *There is $\bar{\omega} = \bar{\omega}(n)$ such that $\lim_{n \rightarrow \infty} \bar{\omega} = \infty$, while $\mathbb{E}[Z(m) \mid \mathcal{E}] = (\bar{\omega})^{-1} \mathbb{E}[Z(m)]$.*

From Markov's inequality we have that

$$\Pr[Z_m \leq 2\mathbb{E}[Z(m) \mid \mathcal{E}] \mid \mathcal{E}] \geq 1/2.$$

Then, we have that

$$\frac{1}{2} \leq \Pr[Z_m \leq 2\mathbb{E}[Z(m) \mid \mathcal{E}] \mid \mathcal{E}] = \frac{\Pr[Z_m \leq 2\mathbb{E}[Z(m) \mid \mathcal{E}], \mathcal{E}]}{\Pr[\mathcal{E}]} \leq \frac{\Pr[Z_m \leq 2\mathbb{E}[Z(m) \mid \mathcal{E}]]}{\Pr[\mathcal{E}]}.$$

Clearly, the above implies that

$$\Pr[\mathcal{E}] \leq 2 \Pr[Z_m \leq 2\mathbb{E}[Z(m) \mid \mathcal{E}]] = 2 \Pr[Z_m \leq 2(\bar{\omega})^{-1} \mathbb{E}[Z(m)]] = o(1).$$

The second equality follows from Claim 11.1 and the last one follows from (187). The theorem follows. \square

Proof of Claim 11.1. W.l.o.g. we prove the claim for $\omega \leq \exp(n^{1/5})$. For larger ω the same proof applies by adjusting appropriately various parameters.

Let \mathcal{D} be the set of all distributions on the set \mathcal{A} . Recall that \mathcal{A} is the set of spins. Also, let $\mathcal{R}_n \subseteq \mathcal{D}$ denote the set of all the distributions $\rho \in \mathcal{D}$ such that $n\rho \in \mathbb{R}^\mathcal{A}$ is a vector of integers. For $\sigma \in \mathcal{A}^V$, let $\rho_\sigma \in \mathcal{R}_n$ be such that for each $c \in \mathcal{A}$ we have that $\rho_\sigma(c)$ is equal to the fraction of variable nodes x such that $\sigma(x) = c$, i.e., $\rho_\sigma(c) = n^{-1}|\sigma^{-1}(c)|$.

For each $i = 0, \dots, m$ and $\rho \in \mathcal{D}$ let $Z_\rho(i) = Z(i)\mathbb{E}[\mathbf{1}\{\rho_{\sigma_i} = \rho\}]$, where σ_i is distributed as in μ_i . We have that

$$\mathbb{E}[Z(i)] = \sum_{\rho \in \mathcal{R}_n} \mathbb{E}[Z_\rho(i)]. \quad (188)$$

On the event \mathcal{E} , let t be the smallest index of the graph we find that $Z(t) \leq (\omega)^{-1}\mathbb{E}[Z(t)]$ as we examine the instances from \mathbf{G}_0 to \mathbf{G}_1 , \mathbf{G}_2 and so on. W.l.o.g. assume that for each $\rho \in \mathcal{R}$ we have that $Z_\rho(t) = (\omega_\rho)^{-1}\mathbb{E}[Z_\rho(t)]$. That is, for each ρ we have the specific fluctuation of $Z_\rho(t)$. The assumption that $Z(t) \leq (\omega)^{-1}\mathbb{E}[Z(t)]$ implies that

$$\sum_{\rho \in \mathcal{R}_n} (\omega_\rho)^{-1} \gamma_\rho(t) \leq (\omega)^{-1}, \quad (189)$$

where $\gamma_\rho(t) = \mathbb{E}[Z_\rho(t)]/\mathbb{E}[Z(t)]$. W.l.o.g. we assume that each one of $(\omega_\rho)^{-1}$ are upper bounded by a polynomial, i.e., there is a sufficiently large constant $C > 0$, such that for every $\rho \in \mathcal{R}_n$ we have $(\omega_\rho)^{-1} \leq n^C$. Note that this assumption is w.l.o.g., since, because of the fact that $|\mathcal{R}_n|$ is polynomially large, we can use Markov's inequality and union bound, to show that there is no $\rho \in \mathcal{R}_n$ and $t \in [m]$ such that $Z_\rho(t) \geq n^C \mathbb{E}[Z_\rho(t)]$.

Let the function

$$\phi : \mathbb{R}^{\mathcal{A}} \rightarrow [0, 2), \quad \rho \mapsto \sum_{\tau \in \mathcal{A}^k} \mathbb{E}[\psi(\tau)] \prod_{i=1}^k \rho(\tau_i).$$

Using Stirling's approximation we get the following: for any i and uniformly for all $\rho \in \mathcal{R}_n(\epsilon)$ we have that

$$\mathbb{E}[Z_\rho(i)] \sim \frac{\exp(n f_i(\rho))}{\sqrt{(2\pi n)^{q-1} \prod_{c \in \mathcal{A}} \rho(c)}} \quad \text{and} \quad f_i(\rho) = \mathcal{H}(\rho) + \frac{i}{n} \ln \phi(\rho), \quad (190)$$

where \mathcal{H} is the entropy function, i.e., for every $\rho \in \mathcal{D}$ we have $\mathcal{H}(\rho) = -\sum_{c \in \mathcal{A}} \rho(c) \log \rho(c)$. For more details on the derivations of (190), see Section 7 in [12]. Similarly, we get that

$$\mathbb{E}[Z_\rho(m) \mid Z_\rho(t)] \sim Z_\rho(t) \exp(n \hat{f}_{m,t}(\rho)), \quad \text{and} \quad \hat{f}_{m,t}(\rho) = \frac{m-t}{n} \ln \phi(\rho). \quad (191)$$

Clearly, (190) and (191), imply that

$$\mathbb{E}[Z_\rho(m) \mid \mathcal{E}] \sim (\omega_\rho)^{-1} \mathbb{E}[Z_\rho(m)], \quad (192)$$

from which we get that

$$\mathbb{E}[Z(m) \mid \mathcal{E}] = \mathbb{E}[Z_\rho(m)] \sum_{\rho} (\omega_\rho)^{-1} \gamma_\rho(m). \quad (193)$$

Let $\bar{\rho} \in \mathcal{D}$ be the uniform distribution over \mathcal{A} . For any $\epsilon \rightarrow 0$ such that $\lim_{n \rightarrow \infty} \epsilon \sqrt{n} = \infty$, we let $\mathcal{R}_n(\epsilon) \subseteq \mathcal{R}_n$ contain every $\rho \in \mathcal{R}_n$ such that $\|\rho - \bar{\rho}\|_2 \leq \epsilon$. For every $\rho \in \mathcal{R}_n(\epsilon)$, consider the expansion of $f_i(\rho)$ around $\bar{\rho}$. For any $i \in \{0, \dots, m\}$, we have that

$$f_i(\rho) = f_i(\bar{\rho}) - \frac{q}{2}(\rho - \bar{\rho})^T (\mathbf{I} - k(k-1)(t/n)\Phi)(\rho - \bar{\rho}) + O(\epsilon^3), \quad (194)$$

where $\Phi \in \mathbb{R}^{\mathcal{A} \times \mathcal{A}}$ is a stochastic matrix which only depends on the set of weight functions Ψ , while for any $x \in \mathbb{R}^{\mathcal{A}}$ such that $x \perp \mathbf{1} = 0$, we have $x^T \Phi x \leq 0$. The exact description of the matrix Φ is beyond the scope of this paper. For a detailed description of Φ , see (2.10) in [12], or (2.10) in [14]. Furthermore, for the exact derivations of (194) see Section 7, in [12].

From Proposition 7.1 and Lemma 7.3 in [12], we have the following: For any i and $\epsilon = n^{-1/3}$, we have that

$$\sum_{\rho \in \mathcal{R}_n(\epsilon)} \mathbb{E}[Z_\rho(i)] = \frac{q^{n+\frac{1}{2}} \chi^i}{\prod_{\lambda \in \text{Eig}(\Phi) \setminus \{1\}} \sqrt{1 - k(k-1)(i/n)\lambda}}, \quad \sum_{\rho \in \mathcal{R}_n \setminus \mathcal{R}_n(\epsilon)} \mathbb{E}[Z_\rho(i)] = \exp(-n^{1/3}) \sum_{\rho \in \mathcal{R}_n(\epsilon)} \mathbb{E}[Z_\rho(i)], \quad (195)$$

where $\text{Eig}(\Phi)$ is the spectrum of Φ . Combining the above with (188) we get that

$$\mathbb{E}[Z(i)] \sim \frac{q^{n+\frac{1}{2}} \chi^i}{\prod_{\lambda \in \text{Eig}(\Phi) \setminus \{1\}} \sqrt{1 - k(k-1)(i/n)\lambda}}. \quad (196)$$

From the definition of $\gamma_\rho(i)$, (190) and 196 we have the following: for any $\rho \in \mathcal{R}(\epsilon)$, where $\epsilon = n^{-1/3}$ we have

$$\frac{\gamma_\rho(m)}{\gamma_\rho(t)} \sim \prod_{\lambda \in \text{Eig}(\Phi) \setminus \{1\}} \sqrt{\frac{1 - k(k-1)(t/n)\lambda}{1 - k(k-1)(m/n)\lambda}} \exp\left(\frac{q}{2}k(k-1)\frac{m-t}{n}(\rho - \bar{\rho})^T \Phi(\rho - \bar{\rho})\right). \quad (197)$$

Recall that $x^T \Phi x \leq 0$ for all x which are perpendicular to all ones vector, i.e., $x \perp \mathbf{1} = 0$. For any $\rho \in \mathcal{R}_n$, since $\rho, \bar{\rho}$ are both distributions, we have that $\rho - \bar{\rho} \perp \mathbf{1}$. Using this observation we see that, the exponential quantity in the equation above is always smaller than one, i.e., the exponent is always negative. Since, the quantities in square root are independent of n , we conclude that there is $\theta > 0$ such that $\frac{\gamma_\rho(m)}{\gamma_\rho(t)} \leq \theta$. Note that the above holds for $\rho \in \mathcal{R}_n(\epsilon)$.

Recall that we assumed that every $(\omega_\rho)^{-1}$ is upper bounded by a polynomial. Using (193) and (195) we get that

$$\begin{aligned} \mathbb{E}[Z(m) \mid \mathcal{E}] &\leq \mathbb{E}[Z(m)] \left(\sum_{\rho \in \mathcal{R}_n(\epsilon)} (\omega_\rho)^{-1} \gamma_\rho(m) + \sum_{\rho \in \mathcal{R}_n \setminus \mathcal{R}(\epsilon)} (\omega_\rho)^{-1} \gamma_\rho(m) \right) \\ &\leq \mathbb{E}[Z(m)] \left(\theta \sum_{\rho \in \mathcal{R}_n(\epsilon)} (\omega_\rho)^{-1} \gamma_\rho(t) + \exp(-n^{1/4}) \right) \\ &\leq \mathbb{E}[Z(m)] \left(\theta (\omega)^{-1} + \exp(-n^{1/4}) \right) \\ &= 2\theta (\omega)^{-1} \mathbb{E}[Z(m)]. \end{aligned}$$

For the last derivation we use that $\omega \leq \exp(n^{1/5})$. The above concludes the proof of the claim. \square

REFERENCES

- [1] D. Achlioptas, A. Coja-Oghlan. Algorithmic barriers from phase transitions. *Proc. of IEEE Symposium on Foundations of Computer Science (FOCS)*, pp 793–802, 2008.
- [2] D. Achlioptas, C. Moore: Random k -SAT: two moments suffice to cross a sharp threshold. *SIAM Journal on Computing* **36** 740762, 2006.
- [3] N. Anari, K. Liu, S. Oveis-Gharan. Spectral Independence in High-Dimensional Expanders and Applications to the Hardcore Model. To appear in FOCS 2020.
- [4] M. Anastos, A. Frieze. On the connectivity of proper colorings of random graphs and hypergraphs *Random Structures & Algorithms* **56**(4), pp 988-997, 2020.
- [5] V. Bapst, A. Coja-Oghlan, C. Efthymiou. Planting colourings silently. In *Comb., Prob. & Comp.* **26** (3), pp 338–366, 2017.
- [6] A. Barvinok. Combinatorics and Complexity of Partition Functions. *Algorithms and Combinatorics*. Springer, 2017.
- [7] A. Blanca, A. Galanis, L. A. Goldberg, D. Štefankovič, E. Vigoda, K. Yang. Sampling in Uniqueness from the Potts and Random-Cluster Models on Random Regular Graphs. *SIAM J. Discret. Math.* **34**(1) pp 742 – 793, 2020.
- [8] C. Borgs, J. Chayes, T. Helmuth, W. Perkins P. Tetali. Efficient Sampling and Counting Algorithms for the Potts Model on \mathbb{Z}^d at all temperatures. *Proc. of the 52nd Annual ACM SIGACT Symposium on Theory of Computing*, (STOC) pp 738–751, 2020.
- [9] S. Chen, M. Delcourt, A. Moitra, G. Perarnau, L. Postle Improved Bounds for Randomly Sampling Colorings via Linear Programming. *Proc. of 30th Annual ACM-SIAM Symposium on Discrete Algorithms (SODA)*, pp 2216–2234 2019
- [10] A. Coja-Oghlan, C. Efthymiou. On independent sets in random graphs. *Random Structures and Algorithms (RSA)* **47**(3), pp 436–486, 2015.
- [11] A. Coja-Oghlan, C. Efthymiou, N. Jafarri. Local convergence of random graph colorings. *Combinatorica* **38** (2), pp 341-380, 2018.
- [12] A. Coja-Oghlan, C. Efthymiou, N. Jaafari, M. Kang, T. Kapetanopoulos. Charting The Replica Symmetry Phase. *Communications in Mathematical Physics (CMP)* **359**(2), pp 603 – 698, 2018.
- [13] Amin Coja-Oghlan, Alan M. Frieze: Analyzing Walksat on Random Formulas. *SIAM J. Comput.* 43(4): 1456-1485 (2014)
- [14] A. Coja-Oghlan, T. Kapetanopoulos, N. Müller. The replica symmetric phase of random constraint satisfaction problems. *Comb. Probab. Comput.* **29**(3), pp 346–422, 2020.
- [15] A. Coja-Oghlan, F. Krzakala, W. Perkins, L. Zdeborova. Information-theoretic thresholds from the cavity method. *Advances in Mathematics* 333:694-795, 2018.
- [16] J. Ding, A. Sly, N. Sun. Proof of the satisfiability conjecture for large k . *STOC*, 2015.
- [17] A. Decelle, F. Krzakala, C. Moore, L. Zdeborová. Asymptotic analysis of the stochastic block model for modular networks and its algorithmic applications. *Phys. Rev. E* **84**, 2011.

- [18] M. E. Dyer, A. M. Frieze. Randomly coloring graphs with lower bounds on girth and maximum degree. *Random Struct. Algorithms*, 23(2):167–179, 2003.
- [19] M. Dyer, A. M. Frieze, A. Hayes, E. Vigoda. *Randomly colouring constant degree graphs*. In proc. of 45th FOCS, pp 582–589, 2004.
- [20] C. Efthymiou. A simple algorithm for random colouring $G(n, d/n)$ using $(2 + \epsilon)d$ colours. In Proc. of 23rd ACM-SIAM Symposium on Discrete Algorithms (SODA) pp 272–280, 2012.
- [21] C. Efthymiou. A simple algorithm for sampling colourings of $G(n, d/n)$ up to Uniqueness threshold. *SIAM Journal on Computing (SICOMP)* 45(6), pp 2087–2116, 2016.
- [22] C. Efthymiou, T. Hayes, D. Štefankovič, E. Vigoda. Sampling Random Colorings of Sparse Random Graphs. *Proc. of 29th ACM-SIAM Symposium on Discrete Algorithms (SODA)*, pp 1759 –1771, 2018.
- [23] P. Erdős, A. Rényi. On the evolution of random graphs. *Magyar Tud. Akad. Mat. Kutató Int. Közl.* 5 pp 17–61, 1960.
- [24] U. Feige. Relations between average case complexity and approximation complexity. *Proc. of 24th ACM Symposium on Theory of Computing*, pp 534–543, 2002.
- [25] V. Feldman, W. Perkins, S. Vempala. On the complexity of random satisfiability problems with planted solutions. *Proc. 48th ACM Symposium on Theory of Computing*, pp 778–6, 2015.
- [26] A. Frieze, E. Vigoda. *A Survey on the use of Markov Chains to Randomly Sample Colorings*. In Combinatorics, Complexity and Chance, Oxford University Press, 2007.
- [27] A. Galanis, L.A. Goldberg, H. Guo, K. Yang: Counting Solutions to Random CNF Formulas. Proc the 47th International Colloquium on Automata, Languages, and Programming (ICALP), 53:1–53:14, 2020.
- [28] A. Galanis, L. A. Goldberg, K. Yang. Uniqueness of the 3-state antiferromagnetic Potts model on the tree. *Elect. Journal of Probability*, 23(82), pp 1–43, 2018.
- [29] A. Galanis, D. Štefankovič, E. Vigoda. Inapproximability for antiferromagnetic spin systems in the tree nonuniqueness region. *J. ACM*, 62(6), pp 50:1–50:60, 2015.
- [30] A. Giurgiu, N. Macris, R. Urbanke: Spatial coupling as a proof technique and three applications. *IEEE Transactions on Information Theory* 62 (2016) 5281–5295.
- [31] L. A. Goldberg, R. A. Martin, M. Paterson. *Strong Spatial Mixing with Fewer Colors for Lattice Graphs*. *SIAM J. Comput.* 35 (2), pp 486–517 2005
- [32] O. Goldreich. Candidate one-way functions based on expander graphs. Cryptology ePrint Archive, Report 2000/063, 2000.
- [33] H. Guo, C. Liao, P. Lu, C. Zhang Counting Hypergraph Colorings in the Local Lemma Regime *SIAM J. Comput.* 48(4): 1397–1424, 2019.
- [34] T. P. Hayes. Local uniformity properties for Glauber dynamics on graph colorings. *Random Struct. Algorithms*, 43(2):139–180, 2013.
- [35] T. Hayes, J. Vera, E. Vigoda. *Randomly coloring planar graphs with fewer colors than the maximum degree*. In proc. of 39th STOC, pp 450–458, 2007.
- [36] T. P. Hayes, E. Vigoda. A Non-Markovian Coupling for Randomly Sampling Colorings. *Proc. of the 44th IEEE Symposium on Foundations of Computer Science (FOCS)*, pp 618–627, 2003.
- [37] T. Helmuth, W. Perkins G. Regts Algorithmic Pirogov-Sinai Theory *Proc. of the 51st Annual ACM SIGACT Symposium on Theory of Computing (STOC)*, pp 1009–1020, 2019.
- [38] M. Jenssen, P. Keevash W. Perkins Algorithms for # BIS-hard problems on expander graphs *Proc. of the 30th Annual ACM-SIAM Symposium on Discrete Algorithms (SODA)*, pp 2235–2247, 2019.
- [39] M. Jerrum. Counting, Sampling and Integrating: Algorithms and Complexity. *Lectures in Mathematics, ETH Zurich*. Birkhäuser-Verlag, 2003.
- [40] J. Jonasson. Uniqueness of uniform random colorings of regular trees. *Statistics & Probability Letters*, 57(3), pp243–248, 2002.
- [41] S. Janson: Random regular graphs: asymptotic distributions and contiguity. *Comb., Prob. and Comp.* 4, 369–405, 1995.
- [42] F. Krzakala, A. Montanari, F. Ricci-Tersenghi, G. Semerjian, L. Zdeborová. Gibbs states and the set of solutions of random constraint satisfaction problems. *Proc. National Academy of Sciences* 104 10318–10323, 2007.
- [43] L. Li, P. Lu, Y. Yin Correlation Decay up to Uniqueness in Spin Systems *Proc. 24th Annual ACM-SIAM Symposium on Discrete Algorithms (SODA)* pp 67–84, 2013.
- [44] J. Liu, A. Sinclair, P. Srivastava. A Deterministic Algorithm for Counting Colorings with 2Δ Colors *Proc. of the 60th IEEE Annual Symposium on Foundations of Computer Science (FOCS)*, pp 1380–1404, 2019.
- [45] F. Krzakala, L. Zdeborová: Hiding quiet solutions in random constraint satisfaction problems. *Phys. Rev. Lett.* 102 238701, 2009.
- [46] M. Mézard, A. Montanari: Information, physics and computation. *Oxford University Press*, 2009.
- [47] M. Mézard, G. Parisi, R. Zecchina. Analytic and Algorithmic Solution of Random Satisfiability Problems. *Science* 297, 2002.
- [48] A. Moitra. Approximate Counting, the Lovasz Local Lemma and Inference in Graphical Models. *J. ACM* 66(2): 10:1–10:25, 2019.
- [49] M. Molloy. The Freezing Threshold for k-Colourings of a Random Graph. *J. ACM* 65(2), 7:1–7:62, 2018.

- [50] C. Moore: The computer science and physics of community detection: landscapes, phase transitions, and hardness. arXiv:1702.00467 (2017).
- [51] E. Mossel, A. Sly. Exact thresholds for Ising-Gibbs samplers on general graphs. *The Annals of Probability*, **41**(1):294–328, 2013.
- [52] V. Patel and G. Regts. Deterministic polynomial-time approximation algorithms for partition functions and graph polynomials. *SIAM J. Comput.*, **46**(6):1893–1919, 2017.
- [53] D. Panchenko, M. Talagrand. Bounds for diluted mean-fields spin glass models. *Probab. Theory Relat. Fields* **130** pp 319–336, 2004.
- [54] R. Robinson, N. Wormald. Almost all regular graphs are Hamiltonian. *Rand. Struct. Algorithms*, **5**, pp 363–374, 1994.
- [55] S. Ross. Stochastic Processes. *John Wiley and Sons*, 1996.
- [56] E. Vigoda. Improved bounds for sampling colorings. *Journal of Mathematical Physics*, **41** (3), pp 1555–1569, 2000.
- [57] D. Weitz. Counting independent sets up to the tree threshold. *Proc. of 38th ACM Symposium on Theory of Computing (STOC)*, pp 140–149, 2006.
- [58] Y. Yin, C. Zhang. Sampling in Potts Model on Sparse Random Graphs. *APPROX-RANDOM 2016*: 47:1–47:22.
- [59] L. Zdeborová, F. Krzakala: Statistical physics of inference: thresholds and algorithms. *Advances in Physics* **65**, 453–552, 2016.

CHARILAOS EFTHYMIU, charilaos.efthymiou@warwick.ac.uk, UNIVERSITY OF WARWICK, COVENTRY, CV4 7AL, UK.