

Goal-oriented anisotropic hp -adaptive discontinuous Galerkin method for the Euler equations

Vít Dolejší · Filip Roskovec

Received: date / Accepted: date

Abstract We deal with the numerical solution of the compressible Euler equations with the aid of the discontinuous Galerkin (DG) method with focus on the goal-oriented error estimates and adaptivity. We analyze the adjoint consistency of the DG scheme where the dual problem is not formulated by the differentiation of the DG form and the target functional but using a suitable linearization of the nonlinear forms. Further, we present the goal-oriented anisotropic hp -mesh adaptation technique for the Euler equations. The theoretical results are supported by numerical experiments.

Keywords Euler equations · discontinuous Galerkin method · target functional · adjoint consistency · anisotropic hp -mesh adaptation

Mathematics Subject Classification (2010) 65N30 · 65N50 · 76H05

1 Introduction

The motion of inviscid compressible fluids is described by the Euler equations whose efficient numerical solution is still a challenging problem. Among the prominent methods belongs the discontinuous Galerkin method (DGM) which exhibits an efficient technique for the numerical solution of various partial differential equations (PDEs). This paper looks into the solution of the Euler equations by DGM with focus on the goal-oriented (or output-based) error estimators and the mesh adaptivity. The aim is the approximation of a quantity

This work was supported by grant No. 20-01074S of the Czech Science Foundation.

V. Dolejší
Charles University, Faculty of Mathematics and Physics, Sokolovská 83, 186 75 Prague,
Czech Republic, E-mail: dolejsi@karlin.mff.cuni.cz

F. Roskovec
Charles University, Faculty of Mathematics and Physics, Sokolovská 83, 186 75 Prague,
Czech Republic E-mail: roskovec@gmail.com

of interest (e.g., the aerodynamics coefficients) given by a target functional depending on the solution of the problem considered.

The framework of the goal-oriented error estimates is already very-well established approach namely for linear PDEs, cf. surveys in [2,6,18]. This technique is based on the formulation of an adjoint problem whose solution appears as a weight of the primal residuals. For a nonlinear PDE (and a nonlinear target functional), the corresponding adjoint problem has to be derived for a linearized primal problem. The linearization is carried out by a differentiation of the primal formulation with respect to its approximate solution, see [2,6,18] for a general framework and, e.g., [21,25,28,7,1] for applications of this approach to compressible flow problems. A comprehensive review of goal-oriented error estimates and mesh adaptation in computational fluid dynamics is given in [15].

Let a_h be a semi-linear form representing the discretization of the given (nonlinear) PDE, then the approximate solution $u_h \in V_h$ is defined by

$$a_h(u_h, \varphi_h) = 0 \quad \forall \varphi_h \in V_h, \quad (1)$$

where V_h is a finite element space. Further, let J be the target functional defining the quantity of interest $J(u)$ where u is the exact solution. In order to estimate the error $J(u) - J(u_h)$, we introduce the adjoint (or dual) problem

$$a'_h[u_h](\psi_h, z_h) = J'[u_h](\psi_h) \quad \forall \psi_h \in V_h, \quad (2)$$

where $a'_h[u_h](\cdot, \cdot)$ and $J'[u_h](\cdot)$ denote the Fréchet derivatives of a_h and J at u_h , respectively, and z_h is the approximate solution of the adjoint problem. The form $a'_h[u_h](\cdot, \cdot)$ represents the Jacobian corresponding to the nonlinear algebraic system (1) and it is also employed for the iterative solution of (1) by the Newton method. However, the evaluation of a'_h requires a differentiation of a_h which is a little laborious and moreover a differentiable numerical flux is required. Otherwise, an approximation, e.g., by finite differences has to be employed, cf. [20].

The key properties in goal-oriented error estimates are the consistency and the adjoint consistency of the numerical scheme which means that identities (1) and (2) are valid also for the exact solutions u and z of the primal and adjoint problems, respectively. It was demonstrated in [19] that the lack of the adjoint consistency leads to the decrease of the rate of convergence. In [22] the detailed analysis of the adjoint consistency of the DGM for the compressible Euler and the Navier-Stokes equations was presented. It was shown that the realization of the boundary conditions have to be carefully chosen and, in some cases, the target functional J has to be adopted to the numerical discretization.

In [8,12], we developed an implicit discretization of the Euler and Navier-Stokes equations by DGM where the arising nonlinear system is solved by an iterative method. Instead of the Jacobian a'_h , we employed a suitable consistent linearization a_h^L of the form a_h . The algebraic representation of a_h^L is called the flux matrix, its sparsity is the same as the Jacobian and this approach does not require the differentiability of the numerical fluxes. Therefore, there is a

natural question if it is possible to replace a'_h in (2) by a_h^L too. Particularly, if the use of a_h^L in (2) still preserves the adjoint consistency of the numerical scheme. The positive answer would justify the use of other iterative schemes (except the Newton method) in the goal-oriented computations.

In this paper we analyze the aforementioned method using the linearized form a_h^L instead of Jacobian for the compressible Euler equations. The core of the adjoint consistency is the appropriate treatment of boundary conditions and the setting of the adjoint problem. We consider here two ways of the realization of the impermeable boundary condition, the first one is the same as in [22] and the second one is based on the mirror operator as in, e.g., [4, 23]. Each of these treatments requires a different modification of the target functional.

The next novelty in this paper is the goal-oriented anisotropic hp -mesh adaptation technique for the Euler equations. The h -variant of this approach (usually for $p = 1$ only) was treated in many papers, e.g., [33, 34, 28, 16, 36]. In [11, 3], we employed some ideas of these papers and developed the hp -variant for linear problems. Here, we present its extension to the Euler equations which is relatively straightforward. A different type of anisotropic hp -adaptation method was published recently in [30] following some ideas from [1]. Let us also mention papers [27, 7] dealing with anisotropic mesh adaptation for structured (quadrilateral) grids.

The contents of the rest of the paper is the following. In Section 2, we briefly recall the Euler equations with several important properties. In Section 3, we define the quantities of interest (drag, lift and momentum coefficients) and the corresponding continuous adjoint problems. Further, Section 4 contains the discontinuous Galerkin discretization of the Euler equations with focus on the treatment of boundary conditions. Section 5 contains the iterative solver for the primal problem and the definition of the corresponding adjoint problem. Moreover, we prove here the adjoint consistency of the method which is the main theoretical results of this paper. Furthermore, in Section 6, we present the resulting goal-oriented error estimates and the anisotropic hp -mesh adaptation algorithm. Finally, numerical experiments supporting the adjoint consistency and the performance of the mesh adaptive algorithm are presented in Section 7. The summary of the results is given in Section 8. For simplicity, in the whole paper, we restrict ourselves to the case $d = 2$ but the majority of actions below can be easily generalized also to $d = 3$.

2 Inviscid compressible flow model

We recall the Euler equations describing the steady-state flow of inviscid compressible fluids together with several useful relations which are employed in the definition of the numerical scheme and the setting of the adjoint problem.

2.1 Euler equations

Let $\Omega \subset \mathbb{R}^2$ be a bounded domain with its boundary Γ occupied by an inviscid compressible fluid. The steady-state flow is described by the Euler equation written as

$$\sum_{s=1}^2 \frac{\partial \mathbf{f}_s(\mathbf{w})}{\partial x_s} = 0, \quad (3)$$

where $\mathbf{w} = (w_1, w_2, w_3, w_4)^\top = (\rho, \rho v_1, \rho v_2, E)^\top$ is the *state vector* and

$$\begin{aligned} \mathbf{f}_1(\mathbf{w}) &= (\rho v_1, \rho v_1^2 + p, \rho v_1 v_2, (E + p)v_1)^\top, \\ \mathbf{f}_2(\mathbf{w}) &= (\rho v_2, \rho v_1 v_2, \rho v_2^2 + p, (E + p)v_2)^\top \end{aligned} \quad (4)$$

are the *inviscid fluxes*. We use the standard notation: ρ - density, p - pressure (symbol p denotes the degree of polynomial approximation), E - total energy, $\mathbf{v} = (v_1, v_2)$ - velocity vector with its components and the superscript \top denotes the transpose of a matrix or a vector.

To the above system, we add the thermodynamical relations defining the pressure $p = (\gamma - 1)(E - \rho|\mathbf{v}|^2/2)$, and the total energy $E = \rho(c_v\theta + |\mathbf{v}|^2/2)$, where θ - absolute temperature, $c_v > 0$ - specific heat at constant volume, and $\gamma > 1$ - Poisson adiabatic constant. Finally, the *speed of sound* a and the *Mach number* M are given by $a = \sqrt{\gamma p/\rho}$ and $M = |\mathbf{v}|/a$, respectively.

Furthermore, we define the space of physically admissible state-vectors $\mathbf{w} = (w_1, \dots, w_4)^\top$ such that their density and pressure are positive, i.e.,

$$\mathcal{D} := \left\{ \mathbf{w} \in \mathbb{R}^4; w_1 = \rho > 0, w_4 - \frac{1}{2w_1}(w_2^2 + w_3^2) = p/(\gamma - 1) > 0 \right\}. \quad (5)$$

Obviously, $\mathbf{f}_s \in [C^1(\mathcal{D})]^4$, $s = 1, 2$. Moreover, we introduce the spaces of vector-valued functions

$$\mathbf{H} := [H^1(\Omega)]^4, \quad \mathbf{V} := \{ \mathbf{w} \in \mathbf{H}; \mathbf{w}(x) \in \mathcal{D} \text{ a.e. } x \in \Omega \}, \quad (6)$$

where $H^1(\Omega)$ is the usual Sobolev space of functions having square integrable first weak derivatives.

The equations (3) are accompanied by suitable boundary conditions written formally in the form $\mathcal{B}(\mathbf{w}) = 0$ on Γ . They are discussed in Section 2.3.

2.2 Useful relations

We introduce several properties of the inviscid fluxes (4). For details, we refer, e.g., to [10, Chapter 8]. Let $\mathbb{A}_s(\mathbf{w}) := \frac{D\mathbf{f}_s(\mathbf{w})}{D\mathbf{w}}$ be the 4×4 Jacobi matrix of the mapping \mathbf{f}_s , $s = 1, 2$. Then

$$\mathbf{f}_s(\mathbf{w}) = \mathbb{A}_s(\mathbf{w})\mathbf{w}, \quad s = 1, 2, \mathbf{w} \in \mathcal{D}. \quad (7)$$

Furthermore, let $\mathbf{n} \in \mathbb{B}_1 := \{\mathbf{n} \in \mathbb{R}^2; |\mathbf{n}| = 1\}$ be a unit vector, then we define the flux of the state vector \mathbf{w} in the direction \mathbf{n} by

$$\mathbf{P}(\mathbf{w}, \mathbf{n}) := \sum_{s=1}^2 \mathbf{f}_s(\mathbf{w}) n_s = \begin{pmatrix} \rho \mathbf{v} \cdot \mathbf{n} \\ \rho v_1 \mathbf{v} \cdot \mathbf{n} + p n_1 \\ \rho v_2 \mathbf{v} \cdot \mathbf{n} + p n_2 \\ (E + p) \mathbf{v} \cdot \mathbf{n} \end{pmatrix}. \quad (8)$$

Obviously, the Jacobi matrix $\frac{D\mathbf{P}(\mathbf{w}, \mathbf{n})}{D\mathbf{w}}$ can be expressed in the form

$$\mathbb{P}(\mathbf{w}, \mathbf{n}) := \frac{D\mathbf{P}(\mathbf{w}, \mathbf{n})}{D\mathbf{w}} = \sum_{s=1}^2 \frac{D\mathbf{f}_s(\mathbf{w})}{D\mathbf{w}} n_s = \sum_{s=1}^2 \mathbb{A}_s(\mathbf{w}) n_s. \quad (9)$$

Similarly, as in (7), we have

$$\mathbf{P}(\mathbf{w}, \mathbf{n}) = \mathbb{P}(\mathbf{w}, \mathbf{n}) \mathbf{w} \quad \forall \mathbf{w} \in \mathcal{D} \quad \forall \mathbf{n} \in \mathbb{B}_1. \quad (10)$$

Further, matrix \mathbb{P} is diagonalizable, hence $\mathbb{P} = \mathbb{T}^{-1} \mathbb{L} \mathbb{T}$, $\mathbb{L} = \text{diag}(\lambda_1, \dots, \lambda_4)$. We introduce its positive and negative parts \mathbb{P}^+ and \mathbb{P}^- , respectively, by

$$\mathbb{P}^\pm = \mathbb{T}^{-1} \mathbb{L}^\pm \mathbb{T}, \quad \mathbb{L} = \text{diag}(\lambda_1^\pm, \dots, \lambda_4^\pm), \quad \lambda^+ = \max(\lambda, 0), \quad \lambda^- = \min(\lambda, 0). \quad (11)$$

Obviously, $\mathbb{P} = \mathbb{P}^+ + \mathbb{P}^-$.

2.3 Boundary conditions

In order to specify the boundary conditions we decompose the boundary Γ into two disjoint parts: the impermeable walls Γ_W and inlet/outlet Γ_{IO} such that $\overline{\Gamma} = \overline{\Gamma_W} \cup \overline{\Gamma_{IO}}$. In the rest of this paper, the symbol $\mathbf{n} = (n_1, n_2)$ denotes the unit outer normal either to the domain boundary Γ or to the boundary of a mesh element.

On Γ_W , we prescribe the impermeability condition $\mathbf{v} \cdot \mathbf{n} = 0$, hence we put

$$\mathcal{B}(\mathbf{w}) := w_2 n_1 + w_3 n_2 = 0 \quad \text{on } \Gamma_W. \quad (12)$$

On Γ_{IO} , the number of prescribed boundary conditions depends on the flow regime (subsonic/supersonic inlet/outlet) and it is equal to the number of incoming characteristics of the linearized problem, e.g., cf. [13]. We define the boundary operator \mathcal{B} and prescribe boundary conditions by

$$\mathcal{B}(\mathbf{w}) := \mathbb{P}^-(\mathbf{w}, \mathbf{n})(\mathbf{w} - \mathbf{w}_{BC}) \quad \text{on } \Gamma_{IO}, \quad (13)$$

where \mathbb{P}^- is given by (11) and \mathbf{w}_{BC} is the prescribed state vector, e.g., from the far-field boundary conditions.

3 Quantity of interest and continuous adjoint problem

The most interesting target quantities in inviscid compressible flows are the drag (c_D), lift (c_L) and momentum (c_M) coefficients. In this section we introduce the target functional J representing either of these coefficients in a unified way.

3.1 Quantity of interest

Similarly as in [22], we define the target functional by the integral identities

$$J(\mathbf{w}) = \int_{\Gamma_W} p \mathbf{n} \cdot \boldsymbol{\vartheta} \, dS = \int_{\Gamma_W} \mathbf{p}_n \cdot \tilde{\boldsymbol{\vartheta}} \, dS = \int_{\Gamma_W} j(\mathbf{w}) \, dS, \quad (14)$$

where p is the pressure, $\mathbf{n} = (n_1, n_2)$ is unit outer normal to Γ_W ,

$$\mathbf{p}_n = p(0, n_1, n_2, 0)^\top, \quad (15)$$

$\boldsymbol{\vartheta} = (\vartheta_1, \vartheta_2)^\top$ is a given vector in \mathbb{R}^2 (cf. hereafter), $\tilde{\boldsymbol{\vartheta}} = (0, \vartheta_1, \vartheta_2, 0)^\top$ is its extension to \mathbb{R}^4 and consequently $j(\mathbf{w}) := \mathbf{p}_n \cdot \tilde{\boldsymbol{\vartheta}}$.

The vector $\boldsymbol{\vartheta}$ is given for the drag and lift coefficients by

$$\boldsymbol{\vartheta}_D = \frac{1}{C_\infty}(\cos(\alpha), \sin(\alpha))^\top \quad \text{and} \quad \boldsymbol{\vartheta}_L = \frac{1}{C_\infty}(-\sin(\alpha), \cos(\alpha))^\top, \quad (16)$$

respectively, where α denotes the angle of attack of the flow, $C_\infty = \frac{1}{2}\rho_\infty|\mathbf{v}_\infty|^2L$, ρ_∞ and \mathbf{v}_∞ are the far-field density and velocity, respectively and L is the reference length. Therefore, we can write

$$c_D = \int_{\Gamma_W} \mathbf{p}_n \cdot \tilde{\boldsymbol{\vartheta}}_D \, dS, \quad c_L = \int_{\Gamma_W} \mathbf{p}_n \cdot \tilde{\boldsymbol{\vartheta}}_L \, dS. \quad (17)$$

The coefficient of momentum is defined as

$$c_M = \frac{1}{C_\infty L} \int_{\Gamma_W} p(x - x_{\text{ref}}) \times (\mathbb{Q}(\alpha)\mathbf{n}) \, dS, \quad (18)$$

where $x_{\text{ref}} \in \Omega$ is the moment reference point, $\mathbb{Q}(\alpha)$ is the rotation matrix through the angle α in the counterclockwise direction and $x \times y = x_1y_2 - x_2y_1$, $x, y \in \mathbb{R}^2$. In order to obtain the form of the target functional (14), we use the relation $(x - x_{\text{ref}}) \times (\mathbb{Q}(\alpha)\mathbf{n}) = (x - x_{\text{ref}})\mathbb{G}(\mathbb{Q}(\alpha)\mathbf{n})$, where $\mathbb{G} = ((0, 1)^\top, (-1, 0)^\top)$. Hence, for the momentum coefficient, we employ in (14)

$$\boldsymbol{\vartheta}_M := \frac{1}{C_\infty L_{\text{ref}}}((x - x_{\text{ref}})\mathbb{G}\mathbb{Q}(\alpha))^\top \Rightarrow c_M = \int_{\Gamma_W} \mathbf{p}_n \cdot \tilde{\boldsymbol{\vartheta}}_M \, dS. \quad (19)$$

Further we define the Frchet directional derivative of the target functional J at $\mathbf{w} \in \mathbf{V}$ in the direction $\boldsymbol{\varphi} \in \mathbf{H}$ given by

$$J'[\mathbf{w}](\boldsymbol{\varphi}) = \int_{\Gamma_W} j'(\mathbf{w}) \cdot \boldsymbol{\varphi} \, dS, \quad (20)$$

where $j'(\mathbf{w}) \in \mathbf{H}$ and $j'(\mathbf{w}) \cdot \boldsymbol{\varphi} = \lim_{t \rightarrow 0} \frac{1}{t} (j(\mathbf{w} + t\boldsymbol{\varphi}) - j(\mathbf{w}))$, $\boldsymbol{\varphi} \in \mathbf{H}$.

The differentiation of pressure $p = (\gamma - 1)(E - \rho|\mathbf{v}|^2/2)$ with respect to \mathbf{w} gives

$$\frac{Dp}{D\mathbf{w}} = (\gamma - 1) \left(\frac{1}{2}|\mathbf{v}|^2, -v_1, -v_2, 1 \right)^\top \quad (21)$$

and hence the Jacobi matrix of the vector \mathbf{p}_n (cf. (15)) equals

$$\mathbb{P}_W(\mathbf{w}, \mathbf{n}) := \frac{D\mathbf{p}_n}{D\mathbf{w}} = \tilde{\mathbf{n}} \otimes \frac{Dp}{D\mathbf{w}} = (\gamma - 1) \begin{pmatrix} 0 & 0 & 0 & 0 \\ |\mathbf{v}|^2 n_1/2 & -v_1 n_1 & -v_2 n_1 & n_1 \\ |\mathbf{v}|^2 n_2/2 & -v_1 n_2 & -v_2 n_2 & n_2 \\ 0 & 0 & 0 & 0 \end{pmatrix},$$

where $\tilde{\mathbf{n}} = (0, n_1, n_2, 0)^\top$ is the extension of $\mathbf{n} = (n_1, n_2)^\top$ and \otimes denotes the vector outer product. Altogether we get $j'(\mathbf{w}) = \mathbb{P}_W(\mathbf{w}, \mathbf{n})^\top \tilde{\boldsymbol{\vartheta}}$ and

$$J'[\mathbf{w}](\boldsymbol{\varphi}) = \int_{\Gamma_W} \tilde{\boldsymbol{\vartheta}}^\top \mathbb{P}_W(\mathbf{w}, \mathbf{n}) \boldsymbol{\varphi} \, dS, \quad \mathbf{w} \in \mathbf{V}, \quad \boldsymbol{\varphi} \in \mathbf{H}. \quad (22)$$

Let us present several relations between the introduced terms.

Lemma 1 *Let $\mathbf{w} \in \mathcal{D}$, $\boldsymbol{\varphi} \in \mathbb{R}^4$, $\mathbf{n} = (n_1, n_2)^\top$ and $\tilde{\mathbf{n}} = (0, n_1, n_2, 0)^\top$, then*

$$\mathbb{P}_W^\top(\mathbf{w}, \mathbf{n}) \boldsymbol{\varphi} = \frac{Dp(\mathbf{w})}{D\mathbf{w}} (\tilde{\mathbf{n}} \cdot \boldsymbol{\varphi}), \quad (23a)$$

$$\mathbf{p}_n = \mathbb{P}_W(\mathbf{w}, \mathbf{n}) \mathbf{w}, \quad \text{where } \mathbf{p}_n = \mathbf{p}_n(\mathbf{w}), \quad (23b)$$

$$J(\mathbf{w}) = J'\mathbf{w}. \quad (23c)$$

Proof The statement (23a) follows directly from the definition of matrix multiplication if we realize that $\mathbb{P}_W^\top(\mathbf{w}, \mathbf{n}) = \frac{Dp(\mathbf{w})}{D\mathbf{w}} \otimes (0, n_1, n_2, 0)^\top$.

In order to prove (23b), we can write

$$\mathbb{P}_W(\mathbf{w}, \mathbf{n}) \mathbf{w} = (\gamma - 1) r(\mathbf{w}) (0, n_1, n_2, 0)^\top,$$

where

$$\begin{aligned} r(\mathbf{w}) &= \frac{1}{2} |\mathbf{v}|^2 w_1 - v_1 w_2 - v_2 w_3 + w_4 \\ &= \frac{1}{2} |\mathbf{v}|^2 \rho - v_1^2 \rho - v_2^2 \rho + E = E - \frac{1}{2} \rho |\mathbf{v}|^2 = p(\mathbf{w}) / (\gamma - 1). \end{aligned}$$

The statement (23c) follows from the definition (14) of the target functional J , its derivative (22) and (23b). \square

Lemma 2 *Let $\tilde{\mathbf{w}}, \mathbf{w} \in \mathbf{V}$ satisfy the impermeability condition (12), then*

$$\mathbb{P}(\tilde{\mathbf{w}}, \mathbf{n}) \mathbf{w} = \mathbb{P}_W(\tilde{\mathbf{w}}, \mathbf{n}) \mathbf{w} \quad \text{on } \Gamma_W, \quad (24a)$$

$$\mathbf{P}(\mathbf{w}, \mathbf{n}) \cdot \tilde{\boldsymbol{\vartheta}} = \mathbf{p}_n \cdot \boldsymbol{\vartheta} \quad \text{on } \Gamma_W, \quad (24b)$$

where $\boldsymbol{\vartheta} = (\vartheta_1, \vartheta_2)^\top$, $\tilde{\boldsymbol{\vartheta}} = (0, \vartheta_1, \vartheta_2, 0)^\top$, $\vartheta_1, \vartheta_2 \in \mathbb{R}$.

Proof Equality (24a) can be derived by a direct computation, cf. [10, Section 8.3.1.1]. Furthermore, (24b) follows from identities (10), (24a), (23b) and (15) as

$$\mathbf{P}(\mathbf{w}, \mathbf{n}) \cdot \tilde{\boldsymbol{\vartheta}} = \mathbb{P}(\mathbf{w}, \mathbf{n}) \mathbf{w} \cdot \tilde{\boldsymbol{\vartheta}} = \mathbb{P}_W(\mathbf{w}, \mathbf{n}) \mathbf{w} \cdot \tilde{\boldsymbol{\vartheta}} = \mathbf{p}_n \cdot \tilde{\boldsymbol{\vartheta}} = \mathbf{p}_n \cdot \boldsymbol{\vartheta}. \quad \square$$

3.2 Formulation of the continuous adjoint problem

The continuous adjoint problem to (3) was derived, e.g., in [22] but without the treatment of the inlet/outlet boundary conditions. For completeness, we briefly derive the weak as well as strong variant of the adjoint problem following the approach from [17] and [22]. We multiply (3) by $\mathbf{z} \in \mathbf{H}$, integrate by parts and finally differentiate at \mathbf{w} which leads to

$$\int_{\Gamma} \sum_{s=1}^2 n_s \mathbf{f}'_s[\mathbf{w}](\boldsymbol{\varphi}) \cdot \mathbf{z} \, dS - \int_{\Omega} \sum_{s=1}^2 \mathbf{f}'_s[\mathbf{w}](\boldsymbol{\varphi}) \cdot \frac{\partial \mathbf{z}}{\partial x_s} \, dx = 0 \quad \forall \boldsymbol{\varphi} \in \tilde{\mathbf{V}}. \quad (25)$$

Here $\mathbf{f}'_s[\mathbf{w}](\boldsymbol{\varphi})$ denotes the Fréchet derivative of \mathbf{f}_s at $\mathbf{w} \in \mathcal{D}$ along the direction $\boldsymbol{\varphi} \in \mathbf{V}$, where $\tilde{\mathbf{V}}$ is the subspace of \mathbf{V} (cf. (6)) whose functions satisfy the boundary conditions (12)–(13), see [29] for details. Namely we put

$$\tilde{\mathbf{V}} := \{\boldsymbol{\varphi} \in \mathbf{V} : \varphi_2 n_1 + \varphi_3 n_2 = 0 \text{ on } \Gamma_{\text{W}}, \mathbb{P}^-(\mathbf{w}, \mathbf{n})\boldsymbol{\varphi} = 0 \text{ on } \Gamma_{\text{IO}}\}. \quad (26)$$

The Fréchet derivative of \mathbf{f}_s satisfies $\mathbf{f}'_s[\mathbf{w}](\boldsymbol{\varphi}) = \frac{\text{D}\mathbf{f}_s(\mathbf{w})}{\text{D}\mathbf{w}}\boldsymbol{\varphi} = \mathbb{A}_s(\mathbf{w})\boldsymbol{\varphi}$, $s = 1, 2$. Due to (7) and (9) we have

$$\int_{\Gamma} \sum_{s=1}^2 n_s \mathbf{f}'_s[\mathbf{w}](\boldsymbol{\varphi}) \cdot \mathbf{z} \, dS = \int_{\Gamma} \mathbf{z}^{\text{T}} \mathbb{P}(\mathbf{w}, \mathbf{n})\boldsymbol{\varphi} \, dS \quad (27)$$

and hence, in virtue of (2) and (25), we define the variational formulation of the continuous adjoint problem.

Definition 1 Function $\mathbf{z} \in \mathbf{H}$ is the weak solution of the adjoint problem to (3) if it satisfies

$$\int_{\Gamma} \mathbf{z}^{\text{T}} \mathbb{P}(\mathbf{w}, \mathbf{n})\boldsymbol{\varphi} \, dS - \int_{\Omega} \sum_{s=1}^2 \frac{\partial \mathbf{z}^{\text{T}}}{\partial x_s} \mathbb{A}_s(\mathbf{w})\boldsymbol{\varphi} \, dx = J'[\mathbf{w}](\boldsymbol{\varphi}) \quad \forall \boldsymbol{\varphi} \in \tilde{\mathbf{V}}. \quad (28)$$

Further, we rearrange this expression individually on Γ_{W} and Γ_{IO} . Since $\boldsymbol{\varphi} \in \tilde{\mathbf{V}}$, we have $\mathbb{P}^-(\mathbf{w}, \mathbf{n})\boldsymbol{\varphi} = 0$ on Γ_{IO} . Then due to (9) it holds

$$\int_{\Gamma_{\text{IO}}} \mathbf{z}^{\text{T}} \mathbb{P}(\mathbf{w}, \mathbf{n})\boldsymbol{\varphi} \, dS = \int_{\Gamma_{\text{IO}}} \mathbf{z}^{\text{T}} \mathbb{P}^+(\mathbf{w}, \mathbf{n})\boldsymbol{\varphi} \, dS. \quad (29)$$

Similarly, $\boldsymbol{\varphi} \in \tilde{\mathbf{V}}$ implies that $n_1 \varphi_2 + n_2 \varphi_3 = 0$ on Γ_{W} . Functions \mathbf{w} and $\boldsymbol{\varphi}$ satisfy the assumption of Lemma 2, hence we may use (24a) which leads to

$$\int_{\Gamma_{\text{W}}} \mathbf{z}^{\text{T}} \mathbb{P}(\mathbf{w}, \mathbf{n})\boldsymbol{\varphi} \, dS = \int_{\Gamma_{\text{W}}} \mathbf{z}^{\text{T}} \mathbb{P}_{\text{W}}(\mathbf{w}, \mathbf{n})\boldsymbol{\varphi} \, dS. \quad (30)$$

Inserting (29) and (30) in (28) and employing (22), we have

$$\begin{aligned} \int_{\Gamma_{\text{IO}}} \mathbf{z}^{\text{T}} \mathbb{P}^+(\mathbf{w}, \mathbf{n})\boldsymbol{\varphi} \, dS + \int_{\Gamma_{\text{W}}} \mathbf{z}^{\text{T}} \mathbb{P}_{\text{W}}(\mathbf{w}, \mathbf{n})\boldsymbol{\varphi} \, dS - \int_{\Omega} \sum_{s=1}^2 \frac{\partial \mathbf{z}^{\text{T}}}{\partial x_s} \mathbb{A}_s(\mathbf{w})\boldsymbol{\varphi} \, dx \\ = \int_{\Gamma_{\text{W}}} \tilde{\boldsymbol{\vartheta}}^{\text{T}} \mathbb{P}_{\text{W}}(\mathbf{w}, \mathbf{n})\boldsymbol{\varphi} \, dS \quad \forall \boldsymbol{\varphi} \in \tilde{\mathbf{V}}. \end{aligned} \quad (31)$$

Using (23a), we arrange the integrands of integrals over Γ_W in (31) by

$$\mathbb{P}_W^\top(\mathbf{w}, \mathbf{n})\mathbf{z} = \frac{Dp(\mathbf{w})}{D\mathbf{w}}(0, n_1, n_2, 0) \cdot \mathbf{z}, \quad \mathbb{P}_W^\top(\mathbf{w}, \mathbf{n})\tilde{\boldsymbol{\vartheta}} = \frac{Dp(\mathbf{w})}{D\mathbf{w}}\mathbf{n} \cdot \boldsymbol{\vartheta}.$$

Then the equality of the both integrals over Γ_W leads to a boundary condition

$$n_1 z_2 + n_2 z_3 = \mathbf{n} \cdot \boldsymbol{\vartheta} \quad \text{on } \Gamma_W. \quad (32)$$

Therefore, we can write the equation (28) in the strong form.

Definition 2 We say that function $\mathbf{z} \in C^1(\bar{\Omega})$ is the solution of the adjoint problem to (3) for the given $\mathbf{w} \in \mathbf{V}$ if it satisfies

$$-\sum_{s=1}^2 (\mathbb{A}_s(\mathbf{w}))^\top \frac{\partial \mathbf{z}}{\partial x_s} = 0 \text{ in } \Omega, \quad (33)$$

with the boundary conditions

$$(\mathbb{P}^+(\mathbf{w}, \mathbf{n}))^\top \mathbf{z} = 0 \text{ on } \Gamma_{IO}, \quad n_1 z_2 + n_2 z_3 = \mathbf{n} \cdot \boldsymbol{\vartheta} \text{ on } \Gamma_W. \quad (34)$$

Obviously, if \mathbf{z} is the solution in the sense of Definition 2, then it fulfils the weak form of the adjoint problem (28).

4 Discontinuous Galerkin discretization

In this section, we recall the discontinuous Galerkin (DG) discretization of the Euler equations (3). Let $\mathcal{T}_h = \{K\}$ be a mesh covering $\bar{\Omega}$ consisting of non-overlapping elements $K \in \mathcal{T}_h$. We introduce the *broken Sobolev space* of vector-valued functions

$$\mathbf{H}_h^1 := \{\boldsymbol{\varphi} \in [L^2(\Omega)]^4; \boldsymbol{\varphi}|_K \in [H^1(K)]^4 \forall K \in \mathcal{T}_h\}. \quad (35)$$

Moreover, we define the interior and exterior traces of $\mathbf{w} \in \mathbf{H}_h^1$ on ∂K , $K \in \mathcal{T}_h$ by symbols $\mathbf{w}_{\partial K}^{(+)}$ and $\mathbf{w}_{\partial K}^{(-)}$, respectively, where

$$\mathbf{w}_{\partial K}^{(\pm)}(x) = \lim_{\varepsilon \rightarrow 0^+} \mathbf{w}(x \mp \varepsilon \mathbf{n}), \quad x \in \partial K \quad (36)$$

and \mathbf{n} denotes the unit outer normal to ∂K . Further, we denote the mean value and the jump of $\mathbf{w} \in \mathbf{H}_h^1$ on $\partial K \not\subset \Gamma$ by

$$\{\!\!\{ \mathbf{w} \}\!\!\}_{\partial K} = (\mathbf{w}_{\partial K}^{(+)} + \mathbf{w}_{\partial K}^{(-)})/2 \quad \text{and} \quad \llbracket \mathbf{w} \rrbracket_{\partial K} = \mathbf{w}_{\partial K}^{(+)} - \mathbf{w}_{\partial K}^{(-)}, \quad (37)$$

respectively. For $\partial K \subset \Gamma$, we put $\{\!\!\{ \mathbf{w} \}\!\!\}_{\partial K} = \mathbf{w}_{\partial K}^{(+)}$. In the following, we omit the subscript ∂K for simplicity and write $\{\!\!\{ \cdot \}\!\!\}$ and $\llbracket \cdot \rrbracket$ only.

Finally, similarly as (5)–(6), we define the space of piece-wise regular admissible physical state vectors

$$\mathbf{V}_h := \{\mathbf{w} \in \mathbf{H}_h^1; \mathbf{w}(x) \in \mathcal{D} \text{ a.e. } x \in \Omega\}. \quad (38)$$

4.1 Approximate solution

The DG approximate solution of (3) is sought in a finite-dimensional subspace of \mathbf{H}_h^1 which consists of piecewise polynomial functions. We denote the local polynomial degree $p_K \in \mathbb{N}$ for each $K \in \mathcal{T}_h$ and we introduce $\mathbf{p} := \{p_K; K \in \mathcal{T}_h\}$. Over the triangulation \mathcal{T}_h we define the space of vector-valued discontinuous piecewise polynomial functions

$$\begin{aligned} \mathbf{S}_h^{\mathbf{p}} &= \{\boldsymbol{\varphi}_h \in [L^2(\Omega)]^4; \varphi_h|_K \in [P^{p_K}(K)]^4 \forall K \in \mathcal{T}_h\}, \\ \mathbf{S}_h^{\mathbf{p}+1} &= \{\boldsymbol{\varphi}_h \in [L^2(\Omega)]^4; \varphi_h|_K \in [P^{p_K+1}(K)]^4 \forall K \in \mathcal{T}_h\}, \end{aligned} \quad (39)$$

Multiplying (3) by $\boldsymbol{\varphi} \in \mathbf{H}_h^1$, integrating over Ω and applying the Green theorem separately on each element $K \in \mathcal{T}_h$ and using (7)–(8), we get

$$-\sum_{K \in \mathcal{T}_h} \int_K \sum_{s=1}^2 \mathbb{A}(\mathbf{w}) \mathbf{w} \cdot \frac{\partial \boldsymbol{\varphi}}{\partial x_s} dx + \sum_{K \in \mathcal{T}_h} \int_{\partial K} \mathbf{P}(\mathbf{w}, \mathbf{n}) \cdot \boldsymbol{\varphi} dS = 0. \quad (40)$$

The boundary integrals are approximated by a *numerical flux* $\mathbf{H} : \mathcal{D} \times \mathcal{D} \times \mathbb{B}_1 \rightarrow \mathbb{R}^4$

$$\int_{\partial K} \mathbf{P}(\mathbf{w}, \mathbf{n}) \cdot \boldsymbol{\varphi} dS \approx \int_{\partial K} \mathbf{H}(\mathbf{w}^{(+)}, \mathbf{w}^{(-)}, \mathbf{n}) \cdot \boldsymbol{\varphi} dS. \quad (41)$$

We assume that the numerical flux is locally Lipschitz continuous and

$$\text{consistent: } \mathbf{H}(\mathbf{w}, \mathbf{w}, \mathbf{n}) = \mathbf{P}(\mathbf{w}, \mathbf{n}), \quad \mathbf{w} \in \mathcal{D}, \mathbf{n} \in \mathbb{B}_1, \quad (42)$$

$$\text{conservative: } \mathbf{H}(\mathbf{w}_1, \mathbf{w}_2, \mathbf{n}) = -\mathbf{H}(\mathbf{w}_2, \mathbf{w}_1, -\mathbf{n}), \quad \mathbf{w}_1, \mathbf{w}_2 \in \mathcal{D}, \mathbf{n} \in \mathbb{B}_1.$$

Definition 3 We say that a function $\mathbf{w}_h \in \mathbf{S}_h^{\mathbf{p}}$ is the *approximate DG solution* of the Euler equations (3), if

$$\mathbf{a}_h(\mathbf{w}_h, \boldsymbol{\varphi}_h) = 0 \quad \forall \boldsymbol{\varphi}_h \in \mathbf{S}_h^{\mathbf{p}}, \quad (43)$$

where

$$\begin{aligned} \mathbf{a}_h(\mathbf{w}_h, \boldsymbol{\varphi}) &:= -\sum_{K \in \mathcal{T}_h} \int_K \sum_{s=1}^2 (\mathbb{A}_s(\mathbf{w}_h) \mathbf{w}_h) \cdot \frac{\partial \boldsymbol{\varphi}}{\partial x_s} dx \\ &+ \sum_{K \in \mathcal{T}_h} \int_{\partial K} \mathbf{H}(\mathbf{w}_h^{(+)}, \mathbf{w}_h^{(-)}, \mathbf{n}) \cdot \boldsymbol{\varphi} dS \quad \mathbf{w}_h \in \mathbf{V}_h, \boldsymbol{\varphi} \in \mathbf{H}_h^1. \end{aligned} \quad (44)$$

We employ the *Vijayasundaram numerical flux* [35] since it can be easily linearized and applied to the setting of the discrete adjoint problem. Then the numerical flux on ∂K is given by

$$\mathbf{H}_{\text{VS}}(\mathbf{w}_h^{(+)}, \mathbf{w}_h^{(-)}, \mathbf{n}) = \mathbb{P}^+(\{\!\!\{ \mathbf{w}_h \}\!\!\}, \mathbf{n}) \mathbf{w}_h^{(+)} + \mathbb{P}^-(\{\!\!\{ \mathbf{w}_h \}\!\!\}, \mathbf{n}) \mathbf{w}_h^{(-)}, \quad (45)$$

where \mathbb{P}^{\pm} are the positive and negative parts of \mathbb{P} given by (11) and $\{\!\!\{ \cdot \}\!\!\}$ is the means value given by (37). The numerical flux through the boundary Γ is treated in the next section. The following manipulations can be simply adopt to, e.g., the Lax-Friedrichs numerical flux.

4.2 Boundary conditions

We discuss two ways of the realization of the impermeable boundary condition (12) written as $\mathbf{v} \cdot \mathbf{n} = 0$ on Γ_W . The first one is based on the direct use of the impermeability condition in the physical flux $\mathbf{P}(\mathbf{w}, \mathbf{n})$ ([22]) and the second applies the so-called *mirror operator* to the state \mathbf{w} (e.g., [4, 23]). Further, we recall the treatment of the input/output boundary conditions. Later we show that all treatments enable deriving the primal as well as adjoint consistent discretizations.

4.2.1 Impermeability condition using the boundary value operator

We introduce the *boundary value operator*, see [26], $\mathbf{u}_\Gamma : \mathcal{D} \rightarrow \mathcal{D}$ on Γ_W such that $\mathbf{u}_\Gamma(\mathbf{w}_h)$ fulfils the boundary condition (12), i.e., $\mathcal{B}(\mathbf{u}_\Gamma(\mathbf{w}_h)) = 0$, and further $\mathbf{u}_\Gamma(\mathbf{w}) = \mathbf{w}$ for any \mathbf{w} satisfying $\mathcal{B}(\mathbf{w}) = 0$. Hence, we define \mathbf{u}_Γ by

$$\mathbf{u}_\Gamma(\mathbf{w}) := \mathbb{U}_\Gamma \mathbf{w} = \begin{pmatrix} 1 & 0 & 0 & 0 \\ 0 & 1 - n_1^2 & -n_1 n_2 & 0 \\ 0 & -n_1 n_2 & 1 - n_2^2 & 0 \\ 0 & 0 & 0 & 1 \end{pmatrix} \mathbf{w} \quad \text{on } \Gamma_W, \quad (46)$$

where (n_1, n_2) are components of the unit outer normal \mathbf{n} to Γ_W . Such choice originates in the subtracting of the normal component of the velocity, i.e., \mathbf{v} is replaced by $\mathbf{v} - (\mathbf{n} \cdot \mathbf{v})\mathbf{n}$. That also obviously guarantees meeting the boundary condition (12).

Then since $\mathbf{u}_\Gamma(\mathbf{w}_h) \cdot \mathbf{n} = 0$, we define the numerical flux on Γ_W by

$$\mathbf{H}_{\Gamma_W}^1(\mathbf{w}^{(+)}, \mathbf{n}) := \sum_{s=1}^2 \mathbf{f}_s(\mathbf{u}_\Gamma(\mathbf{w}^{(+)})n_s). \quad (47)$$

Moreover, due to (8), (15) and (23b), we obtain

$$\mathbf{H}_{\Gamma_W}^1(\mathbf{w}^{(+)}, \mathbf{n}) = \mathbf{p}_n(\mathbf{u}_\Gamma(\mathbf{w}^{(+)})n) = \mathbb{P}_W(\mathbf{u}_\Gamma(\mathbf{w}^{(+)}, \mathbf{n})\mathbf{u}_\Gamma(\mathbf{w}^{(+)}). \quad (48)$$

4.2.2 Impermeability condition using the mirror operator

We define the *mirror operator* $\mathbf{m}_\Gamma : \mathcal{D} \rightarrow \mathcal{D}$ such that the density, energy and the tangential component of velocity of $\mathbf{m}_\Gamma(\mathbf{w})$ are the same as of \mathbf{w} and the normal component of velocity has the opposite sign. Then \mathbf{v} is replaced by $\mathbf{v} - 2(\mathbf{n} \cdot \mathbf{v})\mathbf{n}$ and we put

$$\mathbf{m}_\Gamma(\mathbf{w}) = \mathbb{M}_\Gamma \mathbf{w} := \begin{pmatrix} 1 & 0 & 0 & 0 \\ 0 & 1 - 2n_1^2 & -2n_1 n_2 & 0 \\ 0 & -2n_1 n_2 & 1 - 2n_2^2 & 0 \\ 0 & 0 & 0 & 1 \end{pmatrix} \mathbf{w}, \quad (49)$$

where (n_1, n_2) are components of the unit outer normal \mathbf{n} to Γ_W . Obviously, (46) and (49) imply $\mathbf{m}_\Gamma(\mathbf{w}) = 2\mathbf{u}_\Gamma(\mathbf{w}) - \mathbf{w}$.

Now we set the numerical flux $\mathbf{H}_{\Gamma_W}^2$ on Γ_W as the Vijayasundaram numerical flux (45) with $\mathbf{w}^{(-)} = \mathbf{m}_\Gamma(\mathbf{w}^{(+)})$, i.e.,

$$\mathbf{H}_{\Gamma_W}^2(\mathbf{w}^{(+)}, \mathbf{n}) := \mathbf{H}_{VS}(\mathbf{w}^{(+)}, \mathbf{m}_\Gamma(\mathbf{w}^{(+)}, \mathbf{n}), \quad (50)$$

where the expression $\{\{\mathbf{w}\}\}$ which appears in the definition of \mathbf{H}_{VS} is defined as $\{\{\mathbf{w}\}\} = \frac{1}{2}(\mathbf{w}^{(+)} + \mathbf{m}_\Gamma(\mathbf{w}^{(+)}) = \mathbf{u}_\Gamma(\mathbf{w}^{(+)})$ on Γ_W .

Remark 1 Using (48), (24a), identity $\mathbb{M}_\Gamma \mathbb{U}_\Gamma = \mathbb{U}_\Gamma$, (46) and (49), we have

$$\begin{aligned} \mathbf{H}_{\Gamma_W}^1(\mathbf{w}^{(+)}, \mathbf{n}) &= \mathbb{P}_W(\mathbf{u}_\Gamma(\mathbf{w}^{(+)})\mathbb{U}_\Gamma \mathbf{w}^{(+)} = \mathbb{P}(\mathbf{u}_\Gamma(\mathbf{w}^{(+)})\mathbb{U}_\Gamma \mathbf{w}^{(+)} \\ &= (\mathbb{P}^+(\mathbf{u}_\Gamma(\mathbf{w}^{(+)}) + \mathbb{P}^-(\mathbf{u}_\Gamma(\mathbf{w}^{(+)})\mathbb{M}_\Gamma)\mathbb{U}_\Gamma \mathbf{w}^{(+)} \\ &= \mathbf{H}_{VS}(\mathbb{U}_\Gamma \mathbf{w}^{(+)}, \mathbf{m}_\Gamma(\mathbb{U}_\Gamma \mathbf{w}^{(+)}, \mathbf{n}). \end{aligned} \quad (51)$$

Lemma 3 *Boundary numerical fluxes $\mathbf{H}_{\Gamma_W}^1$ and $\mathbf{H}_{\Gamma_W}^2$ given by (47) and (50), respectively, are consistent with the boundary condition (12), i.e.,*

$$\text{if } \mathbf{w} \in \mathcal{D} \text{ satisfy (12)} \Rightarrow \mathbf{H}_{\Gamma_W}^i(\mathbf{w}^{(+)}, \mathbf{n}) = \mathbf{P}(\mathbf{w}, \mathbf{n}) \text{ on } \Gamma_W, \quad (52)$$

where $i = 1, 2$ and \mathbf{P} is the physical flux (8).

Proof The consistency of $\mathbf{H}_{\Gamma_W}^i$, $i = 1, 2$ follows from the consistency of the boundary values operators \mathbf{u}_Γ and \mathbf{m}_Γ which means that $\mathbf{u}_\Gamma(\mathbf{w}) = \mathbf{w}$ and $\mathbf{m}_\Gamma(\mathbf{w}) = \mathbf{w}$ for \mathbf{w} satisfying (12) on Γ_W . \square

4.2.3 Boundary conditions on the inlet/outlet

We describe the realization of the inlet/outlet boundary condition (13). For simplicity, we restrict to the flow around an isolated profile where the state vector $\mathbf{w}_{BC} = \mathbf{w}_\infty$ stands for the free-stream free flow. We define the vector $\mathbf{w}_h^{(-)}$ as the solution of the local linearized Riemann problem with states $\mathbf{w}_h^{(+)}$ and \mathbf{w}_{BC} , whose solution can be written as

$$\mathbf{u}_{RP}(\mathbf{w}_h^{(+)}, \mathbf{w}_{BC}) = \mathbb{P}^+(\mathbf{w}_h^{(+)}, \mathbf{n})\mathbf{w}_h^{(+)} + \mathbb{P}^-(\mathbf{w}_h^{(+)}, \mathbf{n})\mathbf{w}_{BC}, \quad (53)$$

where \mathbf{n} is unit outer normal to Γ_{IO} and \mathbb{P}^\pm are given by (11). We refer to, e.g., [14] or [10, Chapter 8]. Finally, we put $\mathbf{w}_h^{(-)} := \mathbf{u}_{RP}(\mathbf{w}_h^{(+)}, \mathbf{w}_{BC})$ and

$$\mathbf{H}_{\Gamma_{IO}}(\mathbf{w}_h^{(+)}, \mathbf{n}) := \mathbf{H}_{VS}(\mathbf{w}_h^{(+)}, \mathbf{u}_{RP}(\mathbf{w}_h^{(+)}, \mathbf{w}_{BC}), \mathbf{n}), \quad (54)$$

where we set $\{\{\mathbf{w}_h\}\} := \mathbf{w}_h^{(+)}$ for any $\mathbf{w}_h \in \mathbf{H}_h^1$ on Γ_{IO} in (45).

Lemma 4 *The numerical flux $\mathbf{H}_{\Gamma_{IO}}$ given by (54) is consistent with (13), i.e.,*

$$\text{if } \mathbf{w} \in \mathcal{D} \text{ satisfy (13)} \Rightarrow \mathbf{H}_{\Gamma_{IO}}(\mathbf{w}^{(+)}, \mathbf{n}) = \mathbf{P}(\mathbf{w}, \mathbf{n}) \text{ on } \Gamma_{IO}. \quad (55)$$

Proof If \mathbf{w} fulfils (13) then $\mathbb{P}^-(\mathbf{w}^{(+)}, \mathbf{n})\mathbf{w}^{(+)} = \mathbb{P}^-(\mathbf{w}^{(+)}, \mathbf{n})\mathbf{w}_{BC}$ and

$$\mathbf{u}_{RP}(\mathbf{w}^{(+)}, \mathbf{w}_{BC}) = \mathbb{P}^+(\mathbf{w}^{(+)}, \mathbf{n})\mathbf{w}^{(+)} + \mathbb{P}^-(\mathbf{w}^{(+)}, \mathbf{n})\mathbf{w}^{(+)} = \mathbb{P}(\mathbf{w}^{(+)}, \mathbf{n})\mathbf{w}^{(+)},$$

which together with (10) implies (55). \square

In the following the symbol \mathbf{H}_Γ stands either for $\mathbf{H}_{\Gamma_W}^i$, $i = 1, 2$ or $\mathbf{H}_{\Gamma_{IO}}$. In the context is clear which numerical flux is used.

4.3 Primal consistency

In this section, we prove the consistency of the DG discretization, i.e., if \mathbf{w} is the smooth solution of (3) then it fulfils the identity (43) with (44) and the corresponding boundary numerical fluxes (47), (50) and (54). We define the primal residual of problem (43) by

$$r_h(\mathbf{w}_h)(\boldsymbol{\varphi}) := -\mathbf{a}_h(\mathbf{w}_h, \boldsymbol{\varphi}), \quad \mathbf{w}_h \in \mathbf{V}_h, \boldsymbol{\varphi} \in \mathbf{H}_h^1. \quad (56)$$

Integrating (44) by parts on each $K \in \mathcal{T}_h$ and using (7)–(8), we get

$$\begin{aligned} r_h(\mathbf{w}_h)(\boldsymbol{\varphi}_h) := & - \sum_{K \in \mathcal{T}_h} \left(\int_K \sum_{s=1}^2 \frac{\partial \mathbf{f}_s(\mathbf{w}_h)}{\partial x_s} \cdot \boldsymbol{\varphi}_h \, dx \right. \\ & + \int_{\partial K \setminus \Gamma} (\mathbf{P}(\mathbf{w}_h^{(+)}, \mathbf{n}) - \mathbf{H}(\mathbf{w}_h^{(+)}, \mathbf{w}_h^{(-)}, \mathbf{n})) \cdot \boldsymbol{\varphi}_h^{(+)} \, dS \\ & \left. + \int_{\partial K \cap \Gamma} (\mathbf{P}(\mathbf{w}_h^{(+)}, \mathbf{n}) - \mathbf{H}_\Gamma(\mathbf{w}_h^{(+)}, \mathbf{n})) \cdot \boldsymbol{\varphi}_h \, dS \right). \end{aligned} \quad (57)$$

Due to (10), (53)–(54), the integrand of the last term of (57) on Γ_{IO} reads,

$$\begin{aligned} & \mathbf{P}(\mathbf{w}_h^{(+)}, \mathbf{n}) - \mathbf{H}_\Gamma(\mathbf{w}_h^{(+)}, \mathbf{n}) \\ = & \mathbb{P}(\mathbf{w}_h^{(+)}, \mathbf{n})\mathbf{w}_h^{(+)} - \mathbb{P}^+(\mathbf{w}_h^{(+)}, \mathbf{n})\mathbf{w}_h^{(+)} - \mathbb{P}^-(\mathbf{w}_h^{(+)}, \mathbf{n})\mathbf{u}_{\text{RP}}(\mathbf{w}_h^{(+)}, \mathbf{w}_{\text{BC}}) \\ = & \mathbb{P}^-(\mathbf{w}_h^{(+)}, \mathbf{n})(\mathbf{w}_h^{(+)} - \mathbf{u}_{\text{RP}}(\mathbf{w}_h^{(+)}, \mathbf{w}_{\text{BC}})). \end{aligned} \quad (58)$$

Based on (57)–(58), we define for any $K \in \mathcal{T}_h$ the element primal residuals

$$\begin{aligned} \mathbf{R}_K(\mathbf{w}_h) := & - \sum_{s=1}^2 \frac{\partial}{\partial x_s} \mathbf{f}_s(\mathbf{w}_h) = - \sum_{s=1}^2 \mathbb{A}_s(\mathbf{w}_h) \frac{\partial \mathbf{w}_h}{\partial x_s} \quad \text{in } K, \\ r_K(\mathbf{w}_h) := & \begin{cases} \mathbf{P}(\mathbf{w}_h^{(+)}, \mathbf{n}) - \mathbf{H}(\mathbf{w}_h^{(+)}, \mathbf{w}_h^{(-)}, \mathbf{n}) & \text{on } \partial K \setminus \Gamma, \\ \mathbb{P}^-(\mathbf{w}_h^{(+)}, \mathbf{n})(\mathbf{w}_h^{(+)} - \mathbf{u}_{\text{RP}}(\mathbf{w}_h^{(+)}, \mathbf{w}_{\text{BC}})) & \text{on } \partial K \cap \Gamma_{\text{IO}}, \\ \mathbf{P}(\mathbf{w}_h^{(+)}, \mathbf{n}) - \mathbf{H}_{\Gamma_{\text{W}}}(\mathbf{w}_h^{(+)}, \mathbf{n}) & \text{on } \partial K \cap \Gamma_{\text{W}}, \end{cases} \end{aligned} \quad (59)$$

where the term $\mathbf{H}_{\Gamma_{\text{W}}}(\mathbf{w}_h^{(+)}, \mathbf{n})$ stands for either

$$\mathbb{P}_{\text{W}}(\mathbf{u}_\Gamma(\mathbf{w}_h^{(+)}, \mathbf{n})\mathbf{u}_\Gamma(\mathbf{w}_h^{(+)}) \quad \text{or} \quad \mathbf{H}_{\text{VS}}(\mathbf{w}_h^{(+)}, \mathbf{m}_\Gamma(\mathbf{w}_h^{(+)}, \mathbf{n})),$$

depending on whether $\mathbf{H}_{\Gamma_{\text{W}}}^1$ or $\mathbf{H}_{\Gamma_{\text{W}}}^2$ is used, cf. (47) and (50), respectively.

Employing (59) in (57) we obtain the residual form of the problem (43): find $\mathbf{w}_h \in \mathbf{S}_h^{\text{p}}$ such that

$$r_h(\mathbf{w}_h)(\boldsymbol{\varphi}_h) = \sum_{K \in \mathcal{T}_h} \left(\int_K \mathbf{R}_K(\mathbf{w}_h) \cdot \boldsymbol{\varphi}_h \, dx + \int_{\partial K} \mathbf{r}_K(\mathbf{w}_h) \cdot \boldsymbol{\varphi}_h^{(+)} \, dS \right) = 0 \quad (60)$$

holds for any $\boldsymbol{\varphi}_h \in \mathbf{S}_h^{\text{p}}$. The previous derivation leads to the following result.

Theorem 1 *Let the numerical fluxes \mathbf{H} and \mathbf{H}_Γ used on inner and boundary edges be consistent (cf. (42), (52) and (55)), then the discretization (43) is consistent, i.e., if $\mathbf{w} \in \mathbf{V}$ is the exact solution of (3) then it also nullifies the discrete formulation (43):*

$$r_h(\mathbf{w})(\boldsymbol{\varphi}) = 0 \quad \forall \boldsymbol{\varphi} \in \mathbf{H}_h^1. \quad (61)$$

5 Discrete adjoint problem and the adjoint consistency

The discrete problem (43) exhibits the system of nonlinear algebraic equations which has to be solved iteratively. The popular Newton method (treated, e.g., in [4, 5, 24]) requires the evaluation of the Jacobi matrix. However, the terms corresponding to the numerical Vijayasundaram fluxes (45) are not continuously differentiable and then a regularization would be required. Therefore we do not compute the derivative $a'_h[u_h](\cdot, \cdot)$ precisely, but instead we approximate it by the linearized form

$$a'_h[\mathbf{w}_h](\cdot, \cdot) \approx \mathbf{a}_h^L(\mathbf{w}_h, \cdot, \cdot), \quad (62)$$

which we employed in [9, 8, 12]. However, in these papers, we considered a different treatment of wall boundary conditions, which leads to a non-adjoint consistent discretization. In the following, we present a modified linearization of type (62) which is adjoint consistent.

5.1 Linearization of the form \mathbf{a}_h

The semilinear form (44) can be written as

$$\begin{aligned} \mathbf{a}_h(\mathbf{w}_h, \boldsymbol{\varphi}_h) = & - \sum_{K \in \mathcal{T}_h} \int_K \sum_{s=1}^2 (\mathbb{A}_s(\mathbf{w}_h) \mathbf{w}_h) \cdot \frac{\partial \boldsymbol{\varphi}_h}{\partial x_s} dx \quad (=:\zeta_1(\mathbf{w}_h, \boldsymbol{\varphi}_h)) \quad (63) \\ & + \sum_{K \in \mathcal{T}_h} \int_{\partial K \setminus \Gamma} \mathbf{H}(\mathbf{w}_h^{(+)}, \mathbf{w}_h^{(-)}, \mathbf{n}) \cdot \boldsymbol{\varphi}_h dS \quad (=:\zeta_2(\mathbf{w}_h, \boldsymbol{\varphi}_h)) \\ & + \sum_{K \in \mathcal{T}_h} \int_{\partial K \cap \Gamma_W} \mathbf{H}_{\Gamma_W}^i(\mathbf{w}_h^{(+)}, \mathbf{n}) \cdot \boldsymbol{\varphi}_h dS \quad (=:\zeta_3(\mathbf{w}_h, \boldsymbol{\varphi}_h)) \\ & + \sum_{K \in \mathcal{T}_h} \int_{\partial K \cap \Gamma_{IO}} \mathbf{H}_{\Gamma_{IO}}(\mathbf{w}_h^{(+)}, \mathbf{n}) \cdot \boldsymbol{\varphi}_h dS \quad (=:\zeta_4(\mathbf{w}_h, \boldsymbol{\varphi}_h)) \end{aligned}$$

with $i = 1, 2$. We linearize each of the four terms ζ_1, \dots, ζ_4 individually.

For the first one we define the linearized form $\zeta_1^L : \mathbf{V}_h \times \mathbf{H}_h^1 \times \mathbf{H}_h^1 \rightarrow \mathbb{R}$ by

$$\zeta_1^L(\bar{\mathbf{w}}_h, \mathbf{w}_h, \boldsymbol{\varphi}_h) = - \sum_{K \in \mathcal{T}_h} \int_K \sum_{s=1}^2 \mathbb{A}_s(\bar{\mathbf{w}}_h) \mathbf{w}_h \cdot \frac{\partial \boldsymbol{\varphi}_h}{\partial x_s} dx. \quad (64)$$

Employing (7) we have $\zeta_1^L(\mathbf{w}_h, \mathbf{w}_h, \boldsymbol{\varphi}_h) = \zeta_1(\mathbf{w}_h, \boldsymbol{\varphi}_h) \forall \mathbf{w}_h \in \mathbf{V}_h \forall \boldsymbol{\varphi}_h \in \mathbf{H}_h^1$ and obviously ζ_1^L is linear with respect to its second and third arguments.

For linearization of the term ζ_2 we exploit the definition of the Vijaya-sundaram numerical fluxes (45). Since every inner edge in the triangulation appears twice in the sum we reorganize the summation. Using the notation (37), the linearized form $\zeta_2^L : \mathbf{V}_h \times \mathbf{H}_h^1 \times \mathbf{H}_h^1 \rightarrow \mathbb{R}$ reads

$$\begin{aligned} \zeta_2^L(\bar{\mathbf{w}}_h, \mathbf{w}_h, \boldsymbol{\varphi}_h) &= \sum_{K \in \mathcal{T}_h} \int_{\partial K \setminus \Gamma} [\mathbb{P}^+(\{\{\bar{\mathbf{w}}_h\}\}_\Gamma, \mathbf{n}) \mathbf{w}_h^{(+)} \\ &\quad + \mathbb{P}^-(\{\{\bar{\mathbf{w}}_h\}\}_\Gamma, \mathbf{n}) \mathbf{w}_h^{(-)}] \cdot \boldsymbol{\varphi}_h^{(+)} \, dS \\ &= \sum_{K \in \mathcal{T}_h} \int_{\partial K \setminus \Gamma} \mathbb{P}^+(\{\{\bar{\mathbf{w}}_h\}\}_\Gamma, \mathbf{n}) \mathbf{w}_h^{(+)} \cdot [\boldsymbol{\varphi}_h]_K \, dS. \end{aligned} \quad (65)$$

Obviously $\zeta_2^L(\mathbf{w}_h, \mathbf{w}_h, \boldsymbol{\varphi}_h) = \zeta_2(\mathbf{w}_h, \boldsymbol{\varphi}_h) \forall \mathbf{w}_h \in \mathbf{V}_h \forall \boldsymbol{\varphi}_h \in \mathbf{H}_h^1$ and ζ_2^L is linear with respect to its second and third arguments.

Regarding the term ζ_3 we have to proceed separately for each of the approaches $\mathbf{H}_{\Gamma_W}^i$, $i = 1, 2$. Based on the definition (47) of $\mathbf{H}_{\Gamma_W}^1$ we may introduce its linearization in the following form

$$\mathbf{H}_{\Gamma_W}^{1,L}(\bar{\mathbf{w}}, \mathbf{w}, \mathbf{n}) = \mathbb{P}_W(\mathbf{u}_\Gamma(\bar{\mathbf{w}}), \mathbf{n}) \mathbb{U}_\Gamma \mathbf{w}, \quad \bar{\mathbf{w}}, \mathbf{w} \in \mathcal{D}. \quad (66)$$

The linearization of $\mathbf{H}_{\Gamma_W}^2$ is done similarly to (65). Since $\frac{\mathbf{w} + \mathbf{m}_\Gamma(\mathbf{w})}{2} = \mathbf{u}_\Gamma(\mathbf{w})$, in virtue of (50) and (45), we get

$$\mathbf{H}_{\Gamma_W}^{2,L}(\bar{\mathbf{w}}, \mathbf{w}, \mathbf{n}) = (\mathbb{P}^+(\mathbf{u}_\Gamma(\bar{\mathbf{w}}), \mathbf{n}) + \mathbb{P}^-(\mathbf{u}_\Gamma(\bar{\mathbf{w}}), \mathbf{n}) \mathbb{M}_\Gamma) \mathbf{w}^{(+)}. \quad (67)$$

Employing the linearized forms (66) and (67), we set

$$\begin{aligned} \zeta_3^{i,L}(\bar{\mathbf{w}}_h, \mathbf{w}_h, \boldsymbol{\varphi}_h) &= \sum_{K \in \mathcal{T}_h} \int_{\partial K \cap \Gamma_W} \mathbf{H}_{\Gamma_W}^{i,L}(\bar{\mathbf{w}}_h, \mathbf{w}_h, \mathbf{n}) \cdot \boldsymbol{\varphi}_h \, dS \\ &= \sum_{K \in \mathcal{T}_h} \int_{\partial K \cap \Gamma_W} \boldsymbol{\varphi}_h^\top \mathbb{H}_{\Gamma_W}^{i,L}(\bar{\mathbf{w}}_h, \mathbf{n}) \mathbf{w}_h \, dS, \end{aligned} \quad (68)$$

where $i = 1, 2$ and the matrix $\mathbb{H}_{\Gamma_W}^{i,L}(\bar{\mathbf{w}}_h, \mathbf{n})$ corresponds to one of the matrices in (66) and (67), i.e.,

$$\mathbb{H}_{\Gamma_W}^{1,L}(\bar{\mathbf{w}}_h, \mathbf{n}) = \mathbb{P}_W(\mathbf{u}_\Gamma(\bar{\mathbf{w}}), \mathbf{n}) \mathbb{U}_\Gamma, \quad (69)$$

$$\mathbb{H}_{\Gamma_W}^{2,L}(\bar{\mathbf{w}}_h, \mathbf{n}) = \mathbb{P}^+(\mathbf{u}_\Gamma(\bar{\mathbf{w}}), \mathbf{n}) + \mathbb{P}^-(\mathbf{u}_\Gamma(\bar{\mathbf{w}}), \mathbf{n}) \mathbb{M}_\Gamma. \quad (70)$$

By exploring the definitions of $\mathbf{H}_{\Gamma_W}^{i,L}$, $i = 1, 2$ we get that both $\zeta_3^{i,L}$ are linear with respect to the second and third argument and they meet the consistency property $\zeta_3^{i,L}(\mathbf{w}_h, \mathbf{w}_h, \boldsymbol{\varphi}_h) = \zeta_3^i(\mathbf{w}_h, \boldsymbol{\varphi}_h) \forall \mathbf{w}_h \in \mathbf{V}_h \forall \boldsymbol{\varphi}_h \in \mathbf{H}_h^1$.

At last, ζ_4 is approximated with the aid of the forms

$$\zeta_4^L(\bar{\mathbf{w}}_h, \mathbf{w}_h, \boldsymbol{\varphi}_h) = \sum_{K \in \mathcal{T}_h} \int_{\partial K \cap \Gamma_{\text{Io}}} (\mathbb{P}^+(\bar{\mathbf{w}}_h^{(+)}, \mathbf{n}) \mathbf{w}_h^{(+)}) \cdot \boldsymbol{\varphi}_h \, dS, \quad (71)$$

and

$$\tilde{\mathbf{a}}_h(\bar{\mathbf{w}}_h, \boldsymbol{\varphi}_h) = - \sum_{K \in \mathcal{T}_h} \int_{\partial K \cap \Gamma_{\text{IO}}} (\mathbb{P}^-(\bar{\mathbf{w}}_h^{(+)}, \mathbf{n}) \bar{\mathbf{w}}_h^{(-)}) \cdot \boldsymbol{\varphi}_h \, dS, \quad (72)$$

where $\bar{\mathbf{w}}_h^{(-)} = \mathbf{u}_{\text{RP}}(\bar{\mathbf{w}}_h^{(+)}, \mathbf{w}_{\text{BC}})$, cf. (53). Let us underline that in the arguments of \mathbb{P}^\pm we use just $\bar{\mathbf{w}}_h^{(+)}$ and not the mean value of the left- and right-hand side state vectors as in (45). Moreover, if $\text{supp } \boldsymbol{\varphi}_h \cap (\Gamma_{\text{IO}}) = \emptyset$, then $\tilde{\mathbf{a}}_h(\bar{\mathbf{w}}_h, \boldsymbol{\varphi}_h) = 0$.

Obviously, due to (71) and (72), we have

$$\zeta_4^{\text{L}}(\mathbf{w}_h, \mathbf{w}_h, \boldsymbol{\varphi}_h) - \tilde{\mathbf{a}}_h(\mathbf{w}_h, \boldsymbol{\varphi}_h) = \zeta_4(\mathbf{w}_h, \boldsymbol{\varphi}_h) \quad \forall \mathbf{w}_h \in \mathbf{V}_h \, \forall \boldsymbol{\varphi}_h \in \mathbf{H}_h^1. \quad (73)$$

Taking together all the previously defined linearizations, we set

$$\mathbf{a}_h^{\text{L}}(\bar{\mathbf{w}}_h, \mathbf{w}_h, \boldsymbol{\varphi}_h) = \sum_{i=1}^4 \zeta_i^{\text{L}}(\bar{\mathbf{w}}_h, \mathbf{w}_h, \boldsymbol{\varphi}_h), \quad \bar{\mathbf{w}}_h, \mathbf{w}_h \in \mathbf{V}_h \, \forall \boldsymbol{\varphi}_h \in \mathbf{H}_h^1 \quad (74)$$

and we get the consistency relation

$$\mathbf{a}_h(\mathbf{w}_h, \boldsymbol{\varphi}_h) = \mathbf{a}_h^{\text{L}}(\mathbf{w}_h, \mathbf{w}_h, \boldsymbol{\varphi}_h) - \tilde{\mathbf{a}}_h(\mathbf{w}_h, \boldsymbol{\varphi}_h) \quad \forall \mathbf{w}_h \in \mathbf{V}_h \, \forall \boldsymbol{\varphi}_h \in \mathbf{H}_h^1. \quad (75)$$

Finally, we introduce the iterative process for the solution of (43). Let $\mathbf{w}_h^0 \in \mathbf{S}_h^{\text{p}}$ be an initial approximation, we define the sequence $\mathbf{w}_h^k \in \mathbf{S}_h^{\text{p}}$, $k = 1, 2, \dots$ such that

$$\mathbf{w}_h^{k+1} := \mathbf{w}_h^k + \delta \mathbf{d}_h^k, \quad k = 0, 1, \dots \quad (76a)$$

$$\text{where } \mathbf{d}_h^k \in \mathbf{S}_h^{\text{p}} \text{ solves } \mathbf{a}_h^{\text{L}}(\mathbf{w}_h^k, \mathbf{d}_h^k, \boldsymbol{\varphi}_h) = -\mathbf{a}_h(\mathbf{w}_h^k, \boldsymbol{\varphi}_h) \quad \forall \boldsymbol{\varphi}_h \in \mathbf{S}_h^{\text{p}}, \quad (76b)$$

and $\delta \in (0, 1]$ is the damping factor improving the global convergence. The identity (76b) exhibits a linear algebraic system which is solved iteratively by, e.g., GMRES method with block ILU(0) preconditioner, see [12] for details. For $\delta = 1$, the iterative process (76) is equivalent to

$$\mathbf{a}_h^{\text{L}}(\mathbf{w}_h^k, \mathbf{w}_h^{k+1}, \boldsymbol{\varphi}_h) = \tilde{\mathbf{a}}_h(\mathbf{w}_h^k, \boldsymbol{\varphi}_h) \quad \forall \boldsymbol{\varphi}_h \in \mathbf{S}_h^{\text{p}}, \quad k = 0, 1, \dots$$

5.2 Discrete adjoint problem and adjoint consistency

In this section we introduce the discrete adjoint problem based on the linearization of the form \mathbf{a}_h given by (74). Further, the adjoint consistency of the discretization is studied.

In order to obtain an adjoint consistent scheme, we modify the target functional J from (14) as generally mentioned in the introduction. For the functional given by (14) we set

$$J_h(\mathbf{w}_h) = \int_{\Gamma_{\text{W}}} \mathbf{H}_{\Gamma_{\text{W}}}^i(\mathbf{w}_h^{(+)}, \mathbf{n}) \cdot \tilde{\boldsymbol{\vartheta}} \, dS, \quad i = 1, 2, \quad (77)$$

where $\mathbf{H}_{\Gamma_W}^1$ and $\mathbf{H}_{\Gamma_W}^2$ are given by (47) and (50), respectively, and $\tilde{\boldsymbol{\vartheta}} = (0, \vartheta_1, \vartheta_2, 0)^\top$ on Γ_W with $\boldsymbol{\vartheta}$ chosen either by (16) or (19). Obviously, if \mathbf{w} is the exact solution of (3) then, due to (52) and (24b), we have

$$\mathbf{H}_{\Gamma_W}^i(\mathbf{w}^{(+)}, \mathbf{n}) \cdot \tilde{\boldsymbol{\vartheta}} = p(\mathbf{w})\mathbf{n} \cdot \boldsymbol{\vartheta}, \quad i = 1, 2. \quad (78)$$

By comparison of the definitions (14) and (77), we observe that

$$J_h(\mathbf{w}) = J(\mathbf{w}), \quad (79)$$

which means that the particular modification J_h is consistent with J . Further, using the linearization of the numerical fluxes (66) and (67), we introduce the linearization of the discrete functional

$$\begin{aligned} J_h^L(\mathbf{w}_h, \boldsymbol{\varphi}_h) &= \int_{\Gamma_W} \mathbf{H}_{\Gamma_W}^{i,L}(\mathbf{w}_h, \boldsymbol{\varphi}_h, \mathbf{n}) \cdot \tilde{\boldsymbol{\vartheta}} \, dS \\ &= \int_{\Gamma_W} \boldsymbol{\varphi}_h^\top \left(\mathbb{H}_{\Gamma_W}^{i,L}(\mathbf{w}_h^{(+)}, \mathbf{n}) \right)^\top \tilde{\boldsymbol{\vartheta}} \, dS, \quad i = 1, 2, \end{aligned} \quad (80)$$

where $\mathbb{H}_{\Gamma_W}^{i,L}$, $i = 1, 2$ are given by (69)–(70).

Finally we introduce the discrete adjoint problem.

Definition 4 We say that $\mathbf{z}_h \in \mathbf{S}_h^p$ is the discrete adjoint solution if it satisfies

$$\mathbf{a}_h^L(\mathbf{w}_h, \boldsymbol{\varphi}_h, \mathbf{z}_h) = J_h^L(\mathbf{w}_h, \boldsymbol{\varphi}_h) \quad \forall \boldsymbol{\varphi}_h \in \mathbf{S}_h^p, \quad (81)$$

where \mathbf{a}_h^L and J_h^L are given by (74) and (80), respectively. Further we define the adjoint residual

$$r_h^*(\mathbf{w}_h, \mathbf{z}_h)(\boldsymbol{\varphi}_h) := J_h^L(\mathbf{w}_h, \boldsymbol{\varphi}_h) - \mathbf{a}_h^L(\mathbf{w}_h, \boldsymbol{\varphi}_h, \mathbf{z}_h), \quad \mathbf{w}_h \in \mathbf{V}_h, \boldsymbol{\varphi}_h, \mathbf{z}_h \in \mathbf{H}_h^1. \quad (82)$$

Theorem 2 Let \mathbf{H}_{VS} be the Vijayasundaram numerical flux. Let J_h be the modified target functional defined in (77). Then the discretization (43) is adjoint consistent, i.e., the exact solution \mathbf{w} of the flow equations (3) and its adjoint counter-part \mathbf{z} , solving the continuous adjoint problem (28), satisfy

$$r_h^*(\mathbf{w}, \mathbf{z})(\boldsymbol{\varphi}) = 0 \quad \forall \boldsymbol{\varphi} \in \tilde{\mathbf{V}}. \quad (83)$$

Proof Similarly as the residual formulation of the primal problem (60), we introduce, using (82), the residual formulation of the discrete problem (81) by

$$\begin{aligned} r_h^*(\mathbf{w}_h, \mathbf{z}_h)(\boldsymbol{\varphi}_h) & \\ = \sum_{K \in \mathcal{T}_h} \int_K \mathbf{R}_K^*(\mathbf{w}_h, \mathbf{z}_h) \cdot \boldsymbol{\varphi}_h \, dx + \int_{\partial K} \mathbf{r}_K^*(\mathbf{w}_h, \mathbf{z}_h) \cdot \boldsymbol{\varphi}_h^{(+)} \, dS &= 0 \quad \forall \boldsymbol{\varphi}_h \in \mathbf{S}_h^p, \end{aligned} \quad (84)$$

where the volume and edge residual terms are defined by

$$\mathbf{R}_K^*(\mathbf{w}_h, \mathbf{z}_h) = \sum_{s=1}^2 \mathbb{A}_s^\top(\mathbf{w}_h) \frac{\partial \mathbf{z}_h}{\partial x_s} \quad \text{in } K, \quad (85)$$

$$\mathbf{r}_K^*(\mathbf{w}_h, \mathbf{z}_h) = \begin{cases} -\mathbb{P}^+(\{\!\!\{ \mathbf{w}_h \}\!\!\}, \mathbf{n})^\top \llbracket \mathbf{z}_h \rrbracket & \text{on } \partial K \setminus \Gamma, \\ -\mathbb{P}^+(\mathbf{w}_h^{(+)}, \mathbf{n})^\top \mathbf{z}_h & \text{on } \partial K \cap \Gamma_{\text{IO}}, \\ (\mathbb{H}_W^{i,L}(\mathbf{w}_h^{(+)}, \mathbf{n}))^\top (\tilde{\boldsymbol{\vartheta}} - \mathbf{z}_h), \quad i = 1, 2 & \text{on } \partial K \cap \Gamma_W, \end{cases} \quad (86)$$

which follows from the definitions of $\zeta_i^L, i = 1, \dots, 4$ in (64), (65), (68), (71) and the definition of the linearization of the modified target functional (80).

Employing (84) – (86), we rewrite the left-hand side of (83) to

$$\sum_{K \in \mathcal{T}_h} \int_K \mathbf{R}_K^*(\mathbf{w}, \mathbf{z}) \cdot \boldsymbol{\varphi} \, dx + \int_{\partial K} \mathbf{r}_K^*(\mathbf{w}, \mathbf{z}) \cdot \boldsymbol{\varphi}^{(+)} \, dS \quad \forall \boldsymbol{\varphi} \in \tilde{\mathbf{V}}. \quad (87)$$

Reminding the strong formulation of the continuous adjoint problem (33) we see that $\mathbf{R}_K^*(\mathbf{w}, \mathbf{z}) = 0$ for any $K \in \mathcal{T}_h$. Further, due to the assumed smoothness of the adjoint solution \mathbf{z} we also have $\mathbf{r}_K^*(\mathbf{w}, \mathbf{z}) = 0$ on $\partial K \setminus \Gamma$.

The residuals on the boundary Γ are examined separately. If the numerical flux $\mathbf{H}_{\Gamma_W}^1$ given by (47) is used on Γ_W , we exploit that $\mathbf{u}_\Gamma(\mathbf{w}) = \mathbf{w}$ for the exact solution and \mathbf{u}_Γ given by (46). Recalling (69) and (23a), we get

$$\begin{aligned} \mathbf{r}_K^*(\mathbf{w}, \mathbf{z}) &= \left(\mathbb{H}_W^{1,L}(\mathbf{w}, \mathbf{n}) \right)^\top (\tilde{\boldsymbol{\vartheta}} - \mathbf{z}) = \mathbb{U}_\Gamma^\top \mathbb{P}_W^\top(\mathbf{u}_\Gamma(\mathbf{w}), \mathbf{n})(\tilde{\boldsymbol{\vartheta}} - \mathbf{z}) \quad (88) \\ &= \mathbb{U}_\Gamma^\top \frac{D\mathbf{p}(\mathbf{w})}{D\mathbf{w}}(0, n_1, n_2, 0)^\top \cdot (\tilde{\boldsymbol{\vartheta}} - \mathbf{z}) \\ &= \mathbb{U}_\Gamma^\top \frac{D\mathbf{p}(\mathbf{w})}{D\mathbf{w}}(\mathbf{n} \cdot \boldsymbol{\vartheta} - (n_1 z_2 + n_2 z_3)) = 0, \end{aligned}$$

since the adjoint solution \mathbf{z} satisfies the boundary condition (34).

If the numerical flux $\mathbf{H}_{\Gamma_W}^2$ given by (50) is used on Γ_W then using (70), we have

$$\begin{aligned} \int_{\partial K \cap \Gamma_W} \mathbf{r}_K^*(\mathbf{w}, \mathbf{z}) \boldsymbol{\varphi} \, dS &= \int_{\partial K \cap \Gamma_W} (\mathbb{H}_W^{2,L}(\mathbf{w}, \mathbf{n}))^\top (\tilde{\boldsymbol{\vartheta}} - \mathbf{z}) \boldsymbol{\varphi} \, dS \quad (89) \\ &= \int_{\partial K \cap \Gamma_W} (\tilde{\boldsymbol{\vartheta}} - \mathbf{z})^\top (\mathbb{P}^+(\mathbf{u}_\Gamma(\mathbf{w}), \mathbf{n}) + \mathbb{P}^-(\mathbf{u}_\Gamma(\mathbf{w}), \mathbf{n}) \mathbb{M}_\Gamma) \boldsymbol{\varphi} \, dS. \end{aligned}$$

Since $\boldsymbol{\varphi} \in \tilde{\mathbf{V}}$, cf. (26), it holds $n_1 \varphi_2 + n_2 \varphi_3 = 0$ and hence $\mathbb{M}_\Gamma \boldsymbol{\varphi} = \boldsymbol{\varphi}$. Further, the exact solution \mathbf{w} satisfies $\mathbf{v} \cdot \mathbf{n} = 0$ then $\mathbf{u}_\Gamma(\mathbf{w}) = \mathbf{w}$ and together with relation $\mathbb{P} = \mathbb{P}^+ + \mathbb{P}^-$ and (24a), we obtain from (89) that

$$\begin{aligned} \int_{\partial K \cap \Gamma_W} \mathbf{r}_K^*(\mathbf{w}, \mathbf{z}) \, dS &= \int_{\partial K \cap \Gamma_W} (\tilde{\boldsymbol{\vartheta}} - \mathbf{z})^\top \mathbb{P}(\mathbf{w}, \mathbf{n}) \boldsymbol{\varphi} \, dS \quad (90) \\ &= \int_{\partial K \cap \Gamma_W} (\tilde{\boldsymbol{\vartheta}} - \mathbf{z})^\top \mathbb{P}_W(\mathbf{w}, \mathbf{n}) \boldsymbol{\varphi} \, dS \\ &= \int_{\partial K \cap \Gamma_W} \boldsymbol{\varphi}^\top \mathbb{P}_W^\top(\mathbf{w}, \mathbf{n})(\tilde{\boldsymbol{\vartheta}} - \mathbf{z}) \, dS = 0, \end{aligned}$$

where the last equality follows from the same manipulations as in (88).

Finally, $\mathbf{r}_K^*(\mathbf{w}, \mathbf{z}) = 0$ on Γ_{IO} since \mathbf{z} fulfils condition (34). \square

Remark 2 Theorem 2 asserts the adjoint consistency of both treatments of impermeable boundary conditions presented in Sections 4.2.1 and 4.2.2. On the other hand, the discussion at the end of [22, Section 5] implies that the treatment of the impermeability condition using the mirror operator (sf. Section 4.2.2) is not adjoint consistent. However, it is not in a contradiction with our results since we employ a different definition of the modified functional J_h in (77) for the “mirror” boundary conditions.

Remark 3 Let us shortly discuss the pertinence of the discretization (81) of the adjoint problem (33)–(34). The discrete formulation (81) is based on linearization rather than on proper differentiation of the nonlinear discrete problem (43) like it is usually done, cf. [26] or [21]. On the other hand, the omitted terms contain derivatives of the numerical fluxes (45) which lack the required smoothness to be differentiated exactly. In [20] these terms are approximated by finite differences for Lax-Friedrichs and Vijayasundaram numerical fluxes. We note that omitting those terms does not cause any source of inconsistency into the discrete problem and from point of view it nicely corresponds to the continuous formulation of the adjoint problem (33), and hence the discretization (81) seems as a quite reasonable DG discretization of problem (33)–(34).

6 Error estimates and mesh adaptivity

6.1 Goal-oriented error estimates

As mentioned above, the adjoint problem is defined usually using the derivatives of the discrete form $\mathbf{a}'_h[\mathbf{w}_h]$ and the target functional $J'[\mathbf{w}_h]$. Then it can be proved that the error of the quantity of interest is given by (see, e.g., [2, 6])

$$J(\mathbf{w}) - J(\mathbf{w}_h) = \frac{1}{2}r_h(\mathbf{w}_h)(\mathbf{z} - \boldsymbol{\varphi}_h) + \frac{1}{2}r_h^*(\mathbf{w}_h, \mathbf{z}_h)(\mathbf{w} - \boldsymbol{\psi}_h) + \mathcal{R}_h^{(3)}, \quad (91)$$

where $\boldsymbol{\varphi}_h, \boldsymbol{\psi}_h \in \mathbf{S}_h^{\text{p}}$ are arbitrary, $r_h(\mathbf{w}_h)(\cdot)$ and $r_h^*(\mathbf{w}_h, \mathbf{z}_h)(\cdot)$ are the residuals of the primal and adjoint problems similar to (60) and (82), respectively, and $\mathcal{R}_h^{(3)} = O((\mathbf{w} - \mathbf{w}_h)^3)$ is a higher order term which is neglected.

In the presented formulation of the adjoint problem (81), we replaced the derivatives $\mathbf{a}'_h[\cdot]$ and $J'[\cdot]$ by the linearizations \mathbf{a}_h^{L} and J_h^{L} given by (80) and (74), respectively. That may lead to additional errors, but we omit them in the error estimates similarly as the term $\mathcal{R}_h^{(3)}$ is usually omitted even for exactly differentiated schemes. The numerical experiments, presented in Section 7, indicate that this source of errors does not notably change the estimates (compared to results published for similar numerical experiments, in [22], [26]).

The error identity (91) contains the exact primal and adjoint solutions \mathbf{w} and \mathbf{z} which have to be replaced by some computable higher-order approximations denoted here \mathbf{w}_h^+ and \mathbf{z}_h^+ , respectively. Those can be computed either

globally – on a finer mesh and/or using polynomials of higher degree, or with local reconstructions. Here, we are using the latter case, see Section 6.2. Then we define the approximation of the error of the quantity of interest by

$$\begin{aligned} J(\mathbf{w}) - J(\mathbf{w}_h) &\approx \eta^I(\mathbf{w}_h, \mathbf{z}_h) \\ &:= \frac{1}{2} (r_h(\mathbf{w}_h)(\mathbf{z}_h^+ - \Pi \mathbf{z}_h^+) + r_h^*(\mathbf{w}_h, \mathbf{z}_h)(\mathbf{w}_h^+ - \Pi \mathbf{w}_h^+)), \end{aligned} \quad (92)$$

where $\Pi : [L^2(\Omega)]^m \rightarrow \mathcal{S}_h^p$ denotes an arbitrary projection on \mathcal{S}_h^p .

For the purpose of mesh adaptation, we rewrite estimate (92) element-wise

$$\eta^I(\mathbf{w}_h, \mathbf{z}_h) = \sum_{K \in \mathcal{T}_h} \eta_K^I, \quad (93)$$

where

$$\eta_K^I = \frac{1}{2} (r_h(\mathbf{w}_h)((\mathbf{z}_h^+ - \Pi \mathbf{z}_h^+) \chi_K) + r_h^*(\mathbf{w}_h, \mathbf{z}_h)((\mathbf{w}_h^+ - \Pi \mathbf{w}_h^+) \chi_K)). \quad (94)$$

Here, χ_K denotes the characteristic functions of the mesh element $K \in \mathcal{T}_h$. For the mesh adaptation, the values $|\eta_K^I|$, $K \in \mathcal{T}_h$ are used. It would be possible to replace η^I by the sum of the absolute values of the local indicators $\sum_{K \in \mathcal{T}_h} |\eta_K^I|$. However, this estimate leads usually to a needless overestimation of the true error $|J(\mathbf{w}) - J(\mathbf{w}_h)|$. Finally, let us note that we neglect the errors arising from the solution of nonlinear algebraic systems by an iterative solver. These additional source of errors will be treated in a separate paper.

6.2 Reconstruction based on solving local nonlinear problems

The higher-order approximation \mathbf{w}_h^+ and \mathbf{z}_h^+ appearing (92)–(94) are obtained using a reconstruction $\mathcal{R} : \mathcal{S}_h^p \rightarrow \mathcal{S}_h^{p+1}$, cf. (39), as $\mathbf{w}_h^+ = \mathcal{R}(\mathbf{w}_h)$ and $\mathbf{z}_h^+ = \mathcal{R}(\mathbf{z}_h)$. The operator \mathcal{R} is defined by a solution of local problems. This technique was derived in [3] for a linear scalar problem and it can be applied to the reconstruction of the adjoint discrete solution z_h since the adjoint problem is linear. The situation is a bit different for the reconstruction of \mathbf{w}_h due to the nonlinearity of the problem (43).

Similarly to [3], for each $K \in \mathcal{T}_h$, we prescribe $\mathbf{w}_K^+ : \Omega \rightarrow \mathbb{R}^4$ satisfying:

$$(i) \quad \mathbf{w}_K^+|_{K'} := \mathbf{w}_h|_{K'} \text{ for all } K' \in \mathcal{T}_h, K' \neq K, \quad (95a)$$

$$(ii) \quad \mathbf{w}_K^+|_K \in [P^{p_K+1}(K)]^4, \quad (95b)$$

$$(iii) \quad \mathbf{a}_h(\mathbf{w}_K^+, \boldsymbol{\varphi}_h) = 0 \quad \forall \boldsymbol{\varphi}_h \in [P^{p_K+1}(K)]^4, \quad (95c)$$

where \mathbf{a}_h is the form given by (44). Finally, we define $\mathbf{w}_h^+ \in \mathcal{S}_h^{p+1}$ by $\mathbf{w}_h^+|_K := \mathbf{w}_K^+ \quad \forall K \in \mathcal{T}_h$. The problem (95c) is nonlinear we calculate the reconstruction \mathbf{w}_K^+ iteratively similarly as the global problem mentioned in (76). For completeness, let us mention that \mathbf{z}_h^+ is defined similarly as \mathbf{w}_h^+ in (95) where we replace (95c) by $\mathbf{a}_h^L(\mathbf{w}_h, \boldsymbol{\psi}_h, \mathbf{z}_K^+) = J_h^L(\mathbf{w}_h, \boldsymbol{\psi}_h) \quad \forall \boldsymbol{\psi}_h \in [P^{p_K+1}(K)]^4$, cf. (81).

6.3 Adjoint weighted residual error estimate

In order to proceed to the goal-oriented mesh adaptation, we estimate the residuals $r_h(\mathbf{w}_h)(\cdot)$ and $r_h^*(\mathbf{w}_h, \mathbf{z}_h)(\cdot)$ of the primal problem (43) and adjoint problem (81), respectively. Employing the integration by parts like in (57) and (60) the element-wise primal residual can be further estimated by

$$\begin{aligned} r_h(\mathbf{w}_h)(\boldsymbol{\varphi}) &= \sum_{K \in \mathcal{T}_h} \left(\int_K \mathbf{R}_K(\mathbf{w}_h) \cdot \boldsymbol{\varphi} \, dx + \int_{\partial K} \mathbf{r}_K(\mathbf{w}_h) \cdot \boldsymbol{\varphi}^{(+)} \, dS \right) \quad (96) \\ &\leq \sum_{K \in \mathcal{T}_h} \left(\sum_{i=1}^4 R_{K,V}^i \|\boldsymbol{\varphi}^i\|_K + R_{K,B}^i \|\boldsymbol{\varphi}^i\|_{\partial K} \right), \end{aligned}$$

where $R_{K,V}^i := \|\mathbf{R}_K^i(\mathbf{w}_h)\|_K$, $R_{K,B}^i := \|\mathbf{r}_K^i(\mathbf{w}_h)\|_{\partial K}$, the terms $\mathbf{R}_K^i(\mathbf{w}_h)$ and $\mathbf{r}_K^i(\mathbf{w}_h)$ denote the i -th component, $i = 1, \dots, 4$, of the local residual terms given by (59) and $\boldsymbol{\varphi}^i$ denotes the i -th component of the vector function $\boldsymbol{\varphi}$.

Similarly, we may proceed for the adjoint residual

$$\begin{aligned} r_h^*(\mathbf{w}_h, \mathbf{z}_h)(\boldsymbol{\varphi}) &= \sum_{K \in \mathcal{T}_h} \left(\int_K \mathbf{R}_K^*(\mathbf{w}_h, \mathbf{z}_h) \cdot \boldsymbol{\varphi} \, dx + \int_{\partial K} \mathbf{r}_K^*(\mathbf{w}_h, \mathbf{z}_h) \cdot \boldsymbol{\varphi}^{(+)} \, dS \right) \\ &\leq \sum_{K \in \mathcal{T}_h} \left(\sum_{i=1}^4 R_{K,V}^{*,i} \|\boldsymbol{\varphi}^i\|_K + R_{K,B}^{*,i} \|\boldsymbol{\varphi}^i\|_{\partial K} \right) \quad (97) \end{aligned}$$

where $R_{K,V}^{*,i} := \|\mathbf{R}_K^{*,i}(\mathbf{w}_h, \mathbf{z}_h)\|_K$, $R_{K,B}^{*,i} := \|\mathbf{r}_K^{*,i}(\mathbf{w}_h, \mathbf{z}_h)\|_{\partial K}$ and the terms $\mathbf{R}_K^{*,i}(\mathbf{w}_h, \mathbf{z}_h)$ and $\mathbf{r}_K^{*,i}(\mathbf{w}_h, \mathbf{z}_h)$ are the i -th components, $i = 1, \dots, 4$, of the local residual terms given (85) and (86). Altogether, we obtain

$$|\eta^I(\mathbf{w}_h, \mathbf{z}_h)| \leq \eta^{II}(\mathbf{w}_h, \mathbf{z}_h), \quad \eta^{II}(\mathbf{w}_h, \mathbf{z}_h) = \sum_{K \in \mathcal{T}_h} \eta_K^{II}, \quad (98)$$

where

$$\begin{aligned} \eta_K^{II} &= \frac{1}{2} \left(\sum_{i=1}^4 R_{K,V}^i \|(\mathbf{z}_h^+ - \Pi \mathbf{z}_h^+)^i\|_K + R_{K,B}^i \|(\mathbf{z}_h^+ - \Pi \mathbf{z}_h^+)^i\|_{\partial K} \right. \\ &\quad \left. + R_{K,V}^{*,i} \|(\mathbf{w}_h^+ - \Pi \mathbf{w}_h^+)^i\|_K + R_{K,B}^{*,i} \|(\mathbf{w}_h^+ - \Pi \mathbf{w}_h^+)^i\|_{\partial K} \right). \quad (99) \end{aligned}$$

The terms including $\mathbf{z}_h^+ - \Pi \mathbf{z}_h^+$ and $\mathbf{w}_h^+ - \Pi \mathbf{w}_h^+$ are called *weights* and the estimates shaped like (98) are usually referred as *dual weighted residual* error estimate, cf. [2].

6.4 Goal-oriented anisotropic error estimates

The form of the local error estimate η_K^{II} given by (99) can be directly used for the recently proposed goal-oriented anisotropic hp -mesh adaptation in [11, 3] for scalar linear convection-diffusion problems. In [11], we derived goal-oriented

Algorithm 1: Goal-oriented anisotropic hp -mesh adaptive algorithm

-
- 1: let $\mathcal{T}_{h,0}$ be the initial (coarse) mesh and $\mathbf{S}_{h,0}^p$ be the corresponding DG space
 - 2: **for** $m = 0, 1, \dots$ **do**
 - 3: solve problems (43) and (81) with outputs $\mathbf{w}_{h,m}, \mathbf{z}_{h,m} \in \mathbf{S}_{h,m}^p$
 - 4: set reconstructions $\mathbf{w}_{h,m}^+, \mathbf{z}_{h,m}^+ \in \mathbf{S}_{h,m}^{p+1}$ using (95)
 - 5: evaluate $\eta^I(\mathbf{w}_{h,m}, \mathbf{z}_{h,m})$ and η_K^I , $K \in \mathcal{T}_{h,m}$ using (93) and (94)
 - 6: **if** $\eta^I \leq \text{TOL}$ **then**
 - 7: STOP the computation
 - 8: **else**
 - 9: using η_K^I , propose a new size of $K \in \mathcal{T}_{h,m}$
 - 10: using η_K^{II} , optimize the shape of K and polynomial degree p_K for $K \in \mathcal{T}_{h,m}$
 - 11: generate new mesh $\mathcal{T}_{h,m+1}$ and DG space $\mathbf{S}_{h,m+1}^p$
 - 12: **end if**
 - 13: **end for**
-

error estimates including the anisotropy of mesh elements and proposed h -adaptive mesh algorithm. Further, in [3], we extended this technique to the hp -variant. These estimates can be written in an abstract way as

$$\eta_K^{\text{II}} \leq \eta_K^{\text{III}} := \mathbf{G}(R_{K,V}, R_{K,B}, R_{K,V}^*, R_{K,B}^*, u_h^+, z_h^+; \nu_K, \sigma_K, \phi_K, p_K), \quad (100)$$

where \mathbf{G} is a function, $R_{K,V}$, $R_{K,B}$, $R_{K,V}^*$, $R_{K,B}^*$ are the primal and adjoint residuals analogous to those ones in (96) and (97). Moreover, u_h^+ and z_h^+ are the reconstructed higher-order approximations of the primal and adjoint solutions, respectively. Moreover, parameters ν_K , σ_K and ϕ_K denote the size (area), aspect ratio and orientation of an anisotropic element $K \in \mathcal{T}_h$, respectively, and p_K is the corresponding polynomial approximation degree. The explicit dependence of \mathbf{G} on the shape of a grid triangle (parameters ν_K , σ_K , ϕ_K) is the key results for the anisotropic mesh adaptation. Using the estimate (100), we developed an algorithm which locally optimizes σ_K and ϕ_K while ν_K and p_K are fixed such that the density of degrees of freedom is constant. Hence, for each $K \in \mathcal{T}_h$ we have to minimize a functional of two variables.

The extension of this hp -mesh adaptation algorithm to the system of the compressible Euler equations is relatively straightforward. Only difference is that the right-hand side of (100) contains the residuals for all component of \mathbf{w} and z , i.e., 16 terms altogether. Hence, the form of \mathbf{G} is more complicated, however the minimizing algorithm from [11, 3] works with a minor modification. The whole adaptive computational process is written in Algorithm 1. All technical details are in [11, 3]. In comparison to recently published anisotropic hp -mesh adaptation algorithm in [30], estimate (100) does not employ the Lipschitz continuity of convective fluxes.

7 Numerical experiments

In this section we present several experiments which support the theoretical results presented in previous sections. First we show that the adjoint problem

(81) produces a smooth adjoint solution which justifies the adjoint consistency. Furthermore, we demonstrate the performance of the anisotropic hp -mesh adaptation Algorithm 1, namely the convergence of the error $J(\mathbf{w}) - J(\mathbf{w}_h)$ and its estimates η^I, η^{II} with respect to the number of degrees of freedom (DoF = $\dim \mathbf{S}_h^p$). We consider several subsonic and transonic flows around NACA0012 profile characterized by the far-field Mach number M_∞ and the angle of attack α .

7.1 Adjoint consistency of the DG discretization

The goal of this section is show that the treatments of the impermeable boundary conditions on Γ_W by $\mathbf{H}_{\Gamma_W}^1$ and $\mathbf{H}_{\Gamma_W}^2$ from (47) and (50), respectively, together with the consistent modification of J_h by (77) produce a smooth approximate adjoint solution \mathbf{z}_h which supports the adjoint consistency (83) proved in Theorem 2.

We consider the flow with the inlet Mach number $M_\infty = 0.5$ and the angle of attack $\alpha = 0^\circ$. The quantity of interest is the drag coefficient defined by (17). We employ a fixed triangular mesh, initially refined in the vicinity of the profile, which is shown in Figure 1 together with the isolines of density obtained by P_3 polynomial approximation.

Figure 2 compares the isolines of all components of the solution of the discrete adjoint problem (81) using the numerical flux $\mathbf{H}_{\Gamma_W}^2$ given by (50) accompanied with the modified target functional (77) and with the original target functional (14) employing the proper differentiation given by (22).

We see that while the adjoint consistent discretization leads to a smooth solution \mathbf{z}_h , the inconsistent one contains non-physical oscillations. These results justify that the discrete adjoint problem (81) is well-posed. Furthermore, the discretization using the numerical flux $\mathbf{H}_{\Gamma_W}^1$ given by (47) leads to very similar results so we do not show them. Finally, we note that our results are in agreement with [26, Section 6.1] where a similar example is presented, but with proper differentiation of the form \mathbf{a}_h .

7.2 Subsonic flows

In the following examples, we demonstrate the performance of the anisotropic mesh adaptive Algorithm 1, from Section 6.4, namely its h - and hp -variants.

7.2.1 Symmetric subsonic flow

We consider again the flow with $M_\infty = 0.5$, $\alpha = 0^\circ$ and the target functional $J(\mathbf{w})$ is the drag coefficient according to (17). The exact value of the drag coefficient is $c_D = 0$. Figure 3 shows the decrease of the error of the target quantity $J_h(\mathbf{w}_h) - J(\mathbf{w}) = J_h(\mathbf{w}_h)$ and the corresponding estimates η^I and η^{II} (cf. (92) and (98)) w. r. t. DoF for the h - (with $p = 2$) and hp -version of the

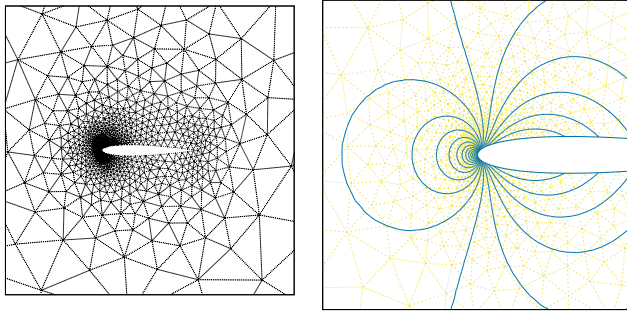


Fig. 1 Subsonic inviscid flow around the NACA 0012 profile ($M_\infty = 0.5$, $\alpha = 0^\circ$): the computational mesh in the vicinity of the profile (left) and the isolines of the first component of w_h (right).

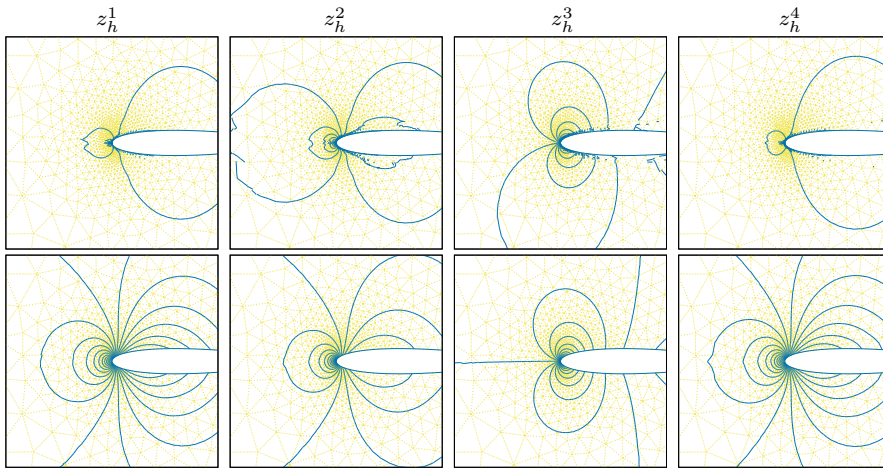


Fig. 2 Subsonic inviscid flow around the NACA 0012 profile ($M_\infty = 0.5$, $\alpha = 0^\circ$), $J =$ drag coeff.: inconsistent (top) and consistent (bottom) discretization, the components of the discrete adjoint solutions $z_h = (z_h^1, z_h^2, z_h^3, z_h^4)$ are shown.

mesh adaptive algorithm. We observe that both η^I and η^{II} approximate the true error quite accurately although η^I underestimates the error slightly. We see that the hp -version is superior to the h -version, as expected. Moreover, for the hp -variant, the error starts to stagnate at the level approximately $5E-07$. We discuss this effect in Section 7.2.2, where it is better to observe.

Figure 4 shows the details of the hp -meshes of the anisotropic hp -adaptation after the 5th and 13th (the last) levels of adaptation. There is a strong h -refinement in the vicinity of the trailing edge due to the singularity, and outside of this small region, the strong p -adaptation is performed since the solution is sufficiently smooth.

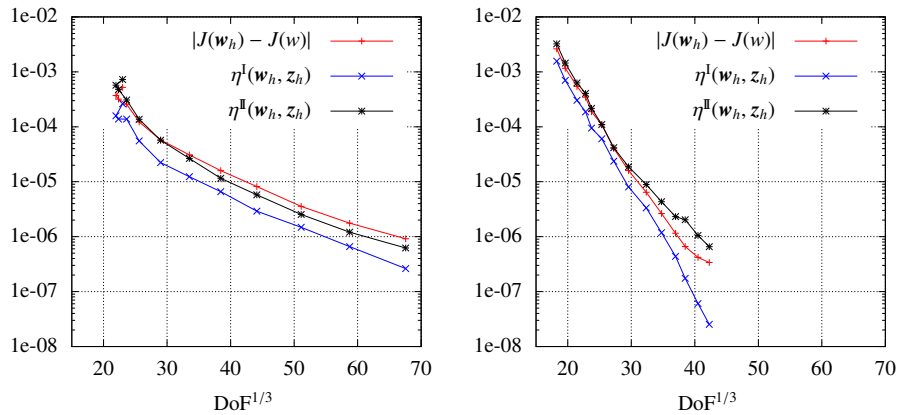


Fig. 3 Subsonic inviscid flow around the NACA 0012 profile ($M_\infty = 0.5$, $\alpha = 0^\circ$), $J =$ drag coeff.: decrease of the error $J(\mathbf{w}) - J(\mathbf{w}_h)$ and the goal-oriented error estimates η^I and η^{II} with respect to the cube root of DOF for the h -refinement using $p = 2$ DG approximations (left) and the hp -version (right).

7.2.2 Non-symmetric subsonic flow

We consider the flow with $M_\infty = 0.5$ and $\alpha = 1.25^\circ$ and the target functional is the drag as well as lift coefficients. Whereas the exact value of c_D is again zero, the exact value of the lift coefficient has to be computed experimentally. We use the reference value of $c_L^{\text{ref}} = 1.757 \cdot 10^{-1} \pm 10^{-4}$ achieved by the hp -adaptive algorithm.

Figure 5 shows the decrease of the error of the drag coefficient and their estimates w. r. t. DoF. We observe that whereas both estimates are decreasing, the exact error stagnates at the level slightly below $1\text{E-}4$. It means that the drag coefficient does not converge to the exact value $J(\mathbf{w}) = 0$ but to a positive value c_D^* . This effect was investigated in details in [32] using several codes with a strong global refinement. Each of the tested code gave a small positive limit value c_D^* (obtained by the Richardson extrapolation). Figure 5 shows also the quantity $|J(\mathbf{w}_h) - c_D^*|$ with $c_D^* = 6.8 \cdot 10^{-5}$ which already converges as expected.

Furthermore, Figure 6 shows the decrease of the error of the lift coefficient and their estimates w. r. t. DoF. We see that the error estimates work worse than in the previous case – η^I underestimates the error and, quite the other way, η^{II} overestimates it almost ten times. This may be caused by the weaker regularity of the adjoint solution for the lift coefficient. In order to support this conjecture, we present Figure 7, which compares the first component of the adjoint solutions \mathbf{z}_h and the corresponding hp -meshes for the drag coefficient and lift coefficients. These results indicate that

- (i) the adjoint problem for the drag coefficient is quite smooth and then p_K are high for K in the surrounding of the profile Γ_W ,

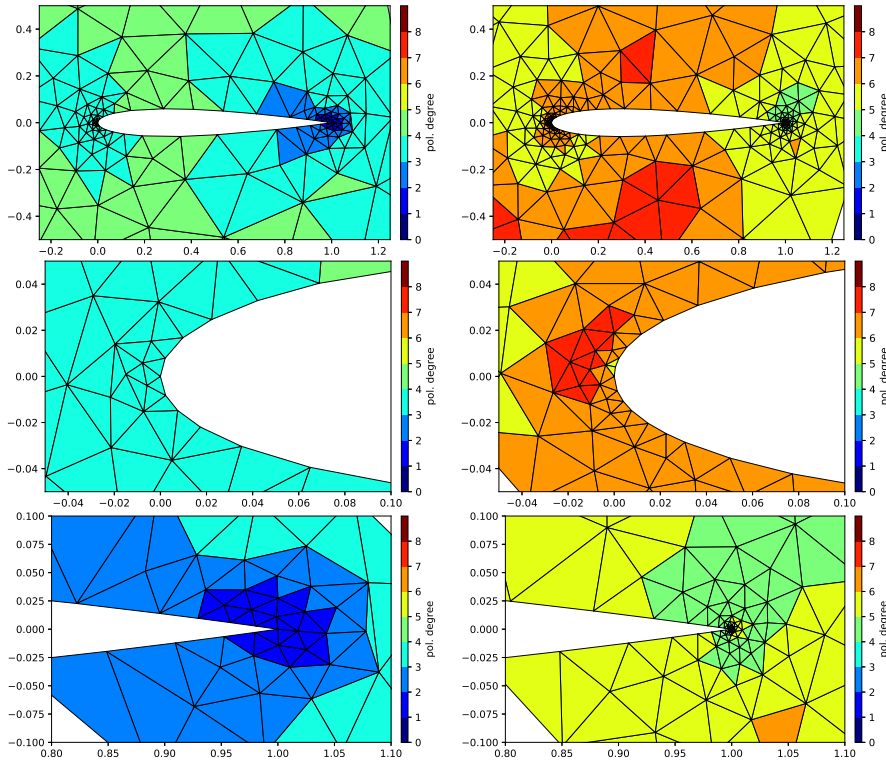


Fig. 4 Subsonic inviscid flow around the NACA 0012 profile ($M_\infty = 0.5$, $\alpha = 0^\circ$), $J =$ drag coeff.: local polynomial degrees after the 5th (left) and 13th (right) levels of the anisotropic hp -mesh adaptation, the whole profile (top) and zooms of the leading (middle) and trailing (bottom) edge of the profile.

- (ii) the adjoint problem for the lift coefficient has less regularity due to “boundary layers” along the profile and consequently, the strong h -refinement with low polynomial degree p_K is presented for K close to Γ_W .

We remark that in the majority of articles on goal-oriented error estimates for the Euler equations, e.g., [20,21,22,26], the numerical experiments are performed only for the drag coefficient. We have found only one experiment with the lift coefficient in [31] for the transonic flow around the NACA 0012 profile.

7.3 Transonic flow

We consider the flow with $M_\infty = 0.8$ and $\alpha = 1.25^\circ$ which leads to two shock waves. We apply the shock-capturing technique based on the artificial viscosity whose amount is given by the jump indicator, see [10, Section 8.5] or [14]. The target functional J is both drag and lift coefficients, the reference

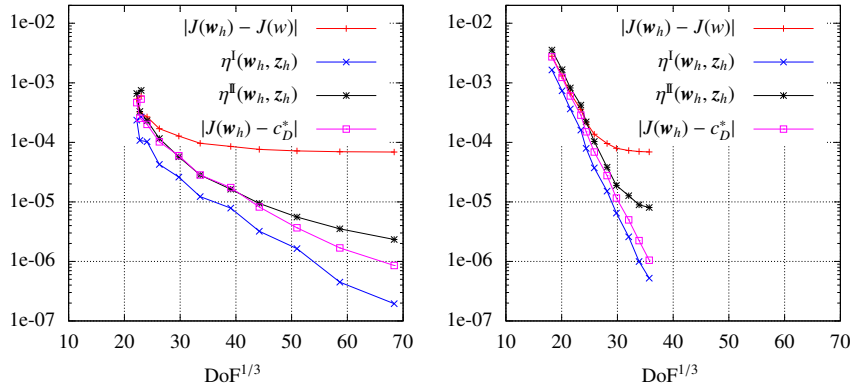


Fig. 5 Subsonic inviscid flow around the NACA 0012 profile ($M_\infty = 0.5$, $\alpha = 1.25^\circ$), $J =$ drag coeff.: decrease of the error $J(\mathbf{w}) - J(\mathbf{w}_h)$ and the goal-oriented error estimates η^{I} and η^{II} with respect to the cube root of DoF the h -refinement using $p = 2$ DG approximations (left) and the hp -version (right).

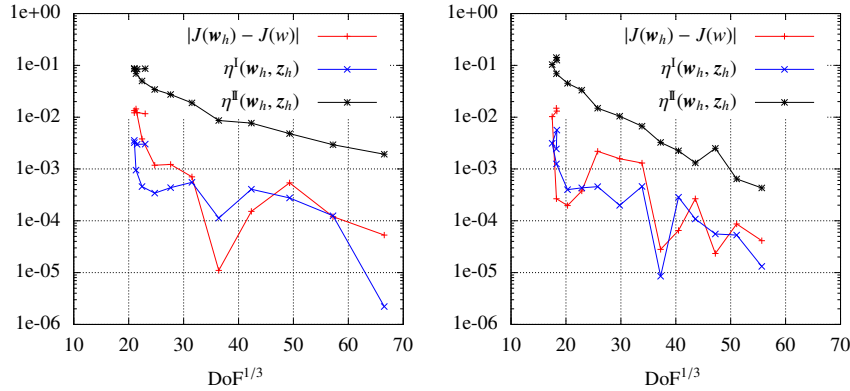


Fig. 6 Subsonic inviscid flow around the NACA 0012 profile ($M_\infty = 0.5$, $\alpha = 1.25^\circ$), $J =$ lift coeff.: decrease of the error $J(\mathbf{w}) - J(\mathbf{w}_h)$ and the goal-oriented error estimates η^{I} and η^{II} with respect to the cube root of DoF the h -refinement using $p = 2$ DG approximations (left) and the hp -version (right).

values $c_D^{\text{ref}} = 2.135 \times 10^{-2}$ and $c_L^{\text{ref}} = 3.33 \times 10^{-1}$ were computed by the hp -anisotropic adaptation method.

Figure 8 shows the decrease of the error of the target quantity and the error estimates η^{I} and η^{II} w. r. t. DoF. For both target functionals, η^{I} underestimates and η^{II} overestimates the true error by a factor at most 10. We suppose that such overestimation is caused by the high-order reconstruction from Section 6.2, which is not sufficiently accurate for problems having discontinuous solution. Moreover, Figure 9 shows the final hp -grids and the corresponding distribution of the Mach number and the first component of the adjoint solution. A strong h -refinement with low polynomial approximation degrees along

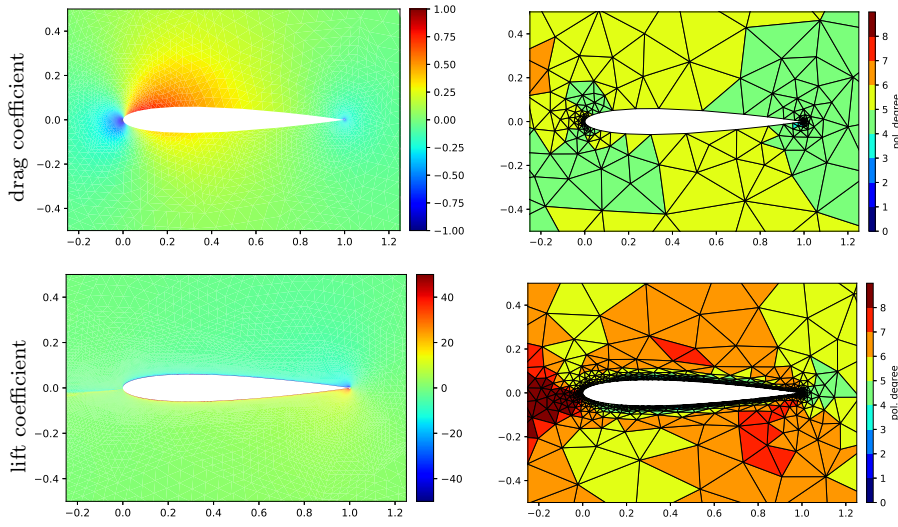


Fig. 7 Subsonic inviscid flow around the NACA 0012 profile ($M_\infty = 0.5$, $\alpha = 1.25^\circ$): the first component of the discrete adjoint solution (left) on the final hp -mesh (right) for J equal to the drag (top) and lift (bottom) coefficients.

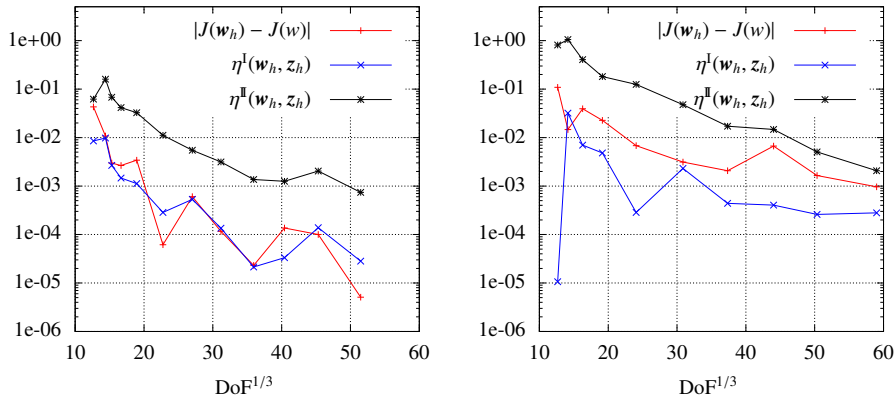


Fig. 8 Transonic inviscid flow around the NACA 0012 profile ($M_\infty = 0.8$, $\alpha = 1.25^\circ$): decrease of the error $J(w) - J(w_h)$ and the goal-oriented error estimates η^I and η^{II} for J equal to the drag (left) and lift (right) coefficients w.r.t. the cube root of DOF.

both shock waves is observed. A sharp capturing of both waves are easily to see.

8 Conclusion

We presented the goal-oriented adaptive discontinuous Galerkin method for the numerical solution of the Euler equations. The DG discretization leads to

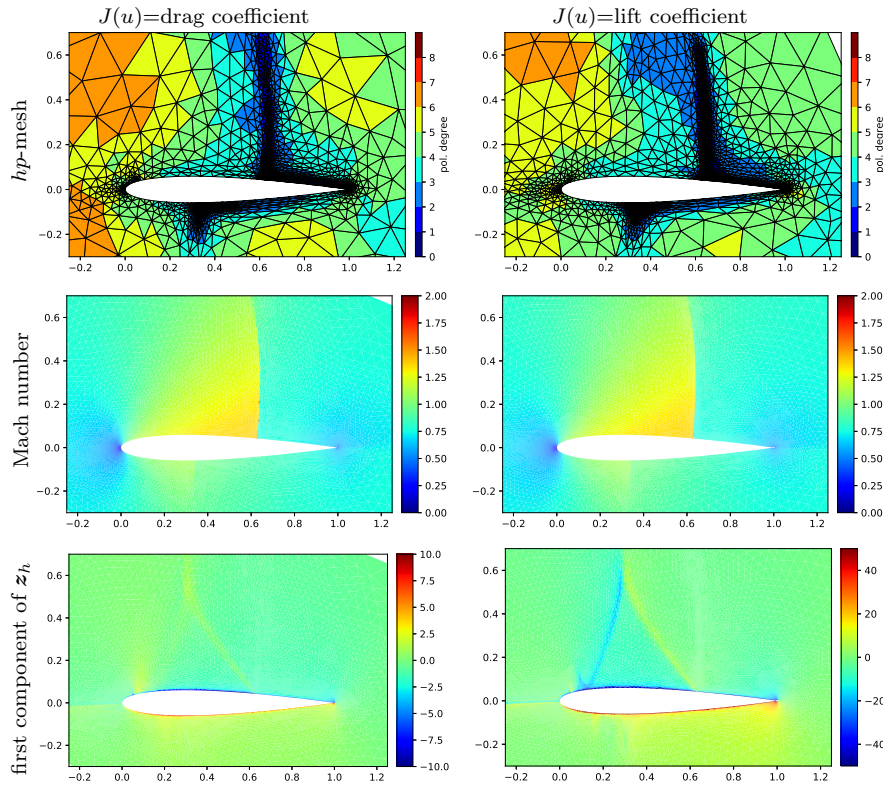


Fig. 9 Transonic inviscid flow around the NACA 0012 profile ($M_\infty = 0.8$, $\alpha = 1.25^\circ$): J equal to the drag (left) and lift (right) coefficients using the hp -anisotropic refinement.

the system of nonlinear algebraic equations which are solved iteratively by an iterative solver based on a suitable linearization of the numerical scheme. This linearization is employed for the definition of the adjoint problem. The careful treatment of the impermeable wall condition and the modification of target functional admit the adjoint consistent discretization, which was proved analytically and supported by numerical experiments. Therefore, iterative solvers not-based on the proper differentiation can be used in the goal-oriented computations.

Furthermore, we extended the goal-oriented anisotropic hp -mesh adaptive technique from [11, 3] to the Euler equations. We presented numerical examples of subsonic as well as transonic flows demonstrating the computational performance of this adaptive method. Although we observed the exponential convergence of the error only for some numerical examples, the potential of the hp -adaptive technique is obvious.

Conflict of interest

The authors declare that they have no conflict of interest.

References

1. Balan, A., Woopen, M., May, G.: Adjoint-based hp -adaptivity on anisotropic meshes for high-order compressible flow simulations. *Comput. Fluids* **139**, 47 – 67 (2016)
2. Bangerth, W., Rannacher, R.: *Adaptive Finite Element Methods for Differential Equations. Lectures in Mathematics.* ETH Zürich. Birkhäuser Verlag (2003)
3. Bartoš, O., Dolejší, V., May, G., Rangarajan, A., Roskovec, F.: Goal-oriented anisotropic hp -mesh optimization technique for linear convection-diffusion-reaction problem. *Comput. Math. Appl.* **78**(9), 2973–2993 (2019)
4. Bassi, F., Rebay, S.: High-order accurate discontinuous finite element solution of the 2D Euler equations. *J. Comput. Phys.* **138**, 251–285 (1997)
5. Bassi, F., Rebay, S.: Numerical evaluation of two discontinuous Galerkin methods for the compressible Navier–Stokes equations. *Int. J. Numer. Methods Fluids* **40**, 197–207 (2002)
6. Becker, R., Rannacher, R.: An optimal control approach to a-posteriori error estimation in finite element methods. *Acta Numerica* **10**, 1–102 (2001)
7. Ceze, M., Fidkowski, K.J.: Anisotropic hp -adaptation framework for functional prediction. *AIAA Journal* **51**(2), 492–509 (2012)
8. Dolejší, V.: A design of residual error estimates for a high order BDF-DGFE method applied to compressible flows. *Int. J. Numer. Methods Fluids* **73**(6), 523–559 (2013)
9. Dolejší, V., Feistauer, M.: Semi-implicit discontinuous Galerkin finite element method for the numerical solution of inviscid compressible flow. *J. Comput. Phys.* **198**(2), 727–746 (2004)
10. Dolejší, V., Feistauer, M.: *Discontinuous Galerkin Method – Analysis and Applications to Compressible Flow.* Springer Series in Computational Mathematics 48. Springer, Cham (2015)
11. Dolejší, V., May, G., Rangarajan, A., Roskovec, F.: A goal-oriented high-order anisotropic mesh adaptation using discontinuous Galerkin method for linear convection-diffusion-reaction problems. *SIAM Journal on Scientific Computing* **41**(3), A1899–A1922 (2019)
12. Dolejší, V., Roskovec, F., Vlasák, M.: Residual based error estimates for the space-time discontinuous Galerkin method applied to the compressible flows. *Comput. Fluids* **117**, 304–324 (2015)
13. Feistauer, M., Felcman, J., Straškraba, I.: *Mathematical and Computational Methods for Compressible Flow.* Clarendon Press, Oxford (2003)
14. Feistauer, M., Kučera, V.: On a robust discontinuous Galerkin technique for the solution of compressible flow. *J. Comput. Phys.* **224**, 208–221 (2007)
15. Fidkowski, K., Darmofal, D.: Review of output-based error estimation and mesh adaptation in computational fluid dynamics. *AIAA Journal* **49**(4), 673–694 (2011)
16. Fidkowski, K.J., Luo, Y.: Output-based space-time mesh adaptation for the compressible Navier-Stokes equations. *J. Comput. Phys.* **230**(14), 5753–5773 (2011)
17. Giles, M., Pierce, N.: Adjoint equations in CFD - Duality, boundary conditions and solution behaviour. In: 13th Computational Fluid Dynamics Conference. American Institute of Aeronautics and Astronautics (1997)
18. Giles, M., Süli, E.: Adjoint methods for PDEs: a posteriori error analysis and postprocessing by duality. *Acta Numerica* **11**, 145–236 (2002)
19. Harriman, K., Gavaghan, D.J., Süli, E.: The importance of adjoint consistency in the approximation of linear functionals using the discontinuous Galerkin finite element method. Tech. rep., Oxford University Computing Laboratory (2004)
20. Hartmann, R.: *The Role of the Jacobian in the Adaptive Discontinuous Galerkin Method for the Compressible Euler Equations.* Springer Berlin Heidelberg, Berlin, Heidelberg (2005)

21. Hartmann, R.: Derivation of an adjoint consistent discontinuous Galerkin discretization of the compressible Euler equations. In: G. Lube, G. Papin (Eds): International Conference on Boundary and Interior layers (2006)
22. Hartmann, R.: Adjoint Consistency Analysis of Discontinuous Galerkin Discretizations. *SIAM J. Numer. Anal.* **45**(6), 2671–2696 (2007)
23. Hartmann, R., Houston, P.: Adaptive discontinuous Galerkin finite element methods for the compressible Euler equations. *J. Comput. Phys.* **183**(2), 508–532 (2002)
24. Hartmann, R., Houston, P.: Symmetric interior penalty DG methods for the compressible Navier-Stokes equations I: Method formulation. *Int. J. Numer. Anal. Model.* **1**, 1–20 (2006)
25. Hartmann, R., Houston, P.: Symmetric interior penalty DG methods for the compressible Navier-Stokes equations II: Goal-oriented a posteriori error estimation. *Int. J. Numer. Anal. Model.* **3**, 141–162 (2006)
26. Hartmann, R., Leicht, T.: Generalized adjoint consistent treatment of wall boundary conditions for compressible flows. *Journal of Computational Physics* **300**, 754–778 (2015)
27. Leicht, T., Hartmann, R.: Anisotropic mesh refinement for discontinuous Galerkin methods in two-dimensional aerodynamic flow simulations. *Int. J. Numer. Methods Fluids* **56**(11), 2111–2138 (2008)
28. Loseille, A., Dervieux, A., Alauzet, F.: Fully anisotropic goal-oriented mesh adaptation for 3D steady Euler equations. *J. Comput. Phys.* **229**(8), 2866–2897 (2010)
29. Lu, J.: An a posteriori control framework for adaptive precision optimization using discontinuous galerkin finite element method. Ph.D. thesis, M.I.T. (2005)
30. Rangarajan, A., May, G., Dolejsi, V.: Adjoint-based anisotropic hp -adaptation for discontinuous galerkin methods using a continuous mesh model. *Journal of Computational Physics* **409**, 109321 (2020)
31. Sharbatdar, M., Ollivier-Gooch, C.: Mesh adaptation using C^1 interpolation of the solution in an unstructured finite volume solver. *International Journal for Numerical Methods in Fluids* **86**(10), 637–654 (2018)
32. Vassberg, J.C., Jameson, A.: In pursuit of grid convergence for two-dimensional euler solutions. *Journal of Aircraft* **47**(4), 1152–1166 (2010)
33. Venditti, D., Darmofal, D.: Grid adaptation for functional outputs: Application to two-dimensional inviscid flows. *J. Comput. Phys.* **176**(1), 40–69 (2002)
34. Venditti, D., Darmofal, D.: Anisotropic grid adaptation for functional outputs: Application to two-dimensional viscous flows. *J. Comput. Phys.* **187**(1), 22–46 (2003)
35. Vijayasundaram, G.: Transonic flow simulation using upstream centered scheme of Godunov type in finite elements. *J. Comput. Phys.* **63**, 416–433 (1986)
36. Yano, M., Darmofal, D.L.: An optimization-based framework for anisotropic simplex mesh adaptation. *J. Comput. Phys.* **231**(22), 7626–7649 (2012)