

# Evaluation Toolkit For Robustness Testing Of Automatic Essay Scoring Systems

ANUBHA KABRA<sup>2\*</sup>, MEHAR BHATIA<sup>1\*</sup>, YAMAN KUMAR SINGLA<sup>1,2,3\*</sup> and JUNYI JESSY LI<sup>4</sup>, RAJIV RATN SHAH<sup>1</sup>,

1. IIT-Delhi, 2. Adobe, 3. SUNY-Buffalo 4. University of Texas at Austin, 1. India, 2. India, 3. USA, 4. USA

Automatic scoring engines have been used for scoring approximately fifteen million test takers in just the last three years. This number is increasing further due to COVID-19 and the associated automation of education and testing. Despite such wide usage, the AI based testing literature of these ‘intelligent’ models is highly lacking. Most of the papers proposing new models rely only on quadratic weighted kappa (QWK) based agreement with human raters for showing model efficacy. However, this effectively ignores the highly multi-feature nature of essay scoring. Essay scoring depends on features like coherence, grammar, relevance, sufficiency, vocabulary, *etc.*, and till date, there has been no study testing Automated Essay Scoring (AES) systems holistically on all these features. With this motivation, we propose a model agnostic adversarial evaluation scheme and associated metrics for AES systems to test their natural language understanding capabilities and overall robustness. We evaluate the current state-of-the-art AES models using the proposed scheme and report the results on five recent models. These models range from feature-engineering based approaches to the latest deep learning algorithms. We find that AES models are highly overstable such that even heavy modifications (as much as 25%) with content unrelated to the topic of the questions does not decrease the score produced by the models. On the other hand, unrelated content, on average, increases the scores, thus showing that the models’ evaluation strategy and rubrics should be reconsidered. We also ask 200 human raters to score both an original and adversarial response to see if humans are able to detect differences between the two and whether they agree with the scores assigned by autoscorers.

CCS Concepts: • **Computing methodologies** → **Natural language processing**; **Discourse, dialogue and pragmatics**; • **Applied computing** → **Education**.

## ACM Reference Format:

Anubha Kabra<sup>2\*</sup>, Mehar Bhatia<sup>1\*</sup>, Yaman Kumar Singla<sup>1,2,3</sup> and Junyi Jessy Li<sup>4</sup>, Rajiv Ratn Shah<sup>1</sup>. 2021. Evaluation Toolkit For Robustness Testing Of Automatic Essay Scoring Systems. In .. ACM, New York, NY, USA, 21 pages. <https://doi.org/10.1145/nnnnnnn.nnnnnnn>

## 1 INTRODUCTION

We know that writing is a social practice. Testing of written prose is a long-established practice to teach students on how to engage with readers meaningfully. It involves choosing a stance on a continuum, responding, interacting, and sharing meaning with others. Automated Essay Scoring (AES), by proposing to automate the above process, poses as an important socio-technical system in the education paradigm [52]. AES uses computer programs to automatically characterize the performance of examinees on standardized tests involving writing prose. *ETS*, the largest company working in language testing domain, says that the AES systems are dependent on a

\*Equal Contribution

---

Permission to make digital or hard copies of all or part of this work for personal or classroom use is granted without fee provided that copies are not made or distributed for profit or commercial advantage and that copies bear this notice and the full citation on the first page. Copyrights for components of this work owned by others than ACM must be honored. Abstracting with credit is permitted. To copy otherwise, or republish, to post on servers or to redistribute to lists, requires prior specific permission and/or a fee. Request permissions from [permissions@acm.org](mailto:permissions@acm.org).

© 2021 Association for Computing Machinery.  
ACM ISBN 978-1-4503-XXXX-X/18/06...\$15.00  
<https://doi.org/10.1145/nnnnnnn.nnnnnnn>

balance between “*current societal expectations and the cutting edge of technological advances*” [14]. The business motivation of using such systems is quite clear. They help in realizing cost-saving at scale. A human teacher is able to save hundreds of man hours per year on account of savings in testing and evaluation [6]. Additionally, for low-resource countries and rural areas with abysmal teacher-student ratios, this becomes a necessity [11, 47].

In the last decade, owing to the advancements in artificial intelligence, the usage of such systems has increased by several folds. These are now increasingly used in taking high-stake decisions such as college admissions, visa approvals, and job screening and pre-screening tests. In the last five years, they have further made their way to the middle and high school classrooms of states like Utah [36], and Ohio [34]. While earlier, each score generated by the AI systems was verified by an expert human rater, now they are scoring a majority of essays independently without any intervention by human experts [34]. At the same time, there have been a multitude of papers in premiere machine learning conferences reporting novel models and state-of-the-art on automatic essay scoring datasets [23]. The pearson-correlation based agreement scores reported by these studies have risen from 0.23 to 0.8 over time [23]. Most of these papers report Pearson-correlation or kappa based agreement scores to measure the performance of their models. However, as shown by multiple previous studies, despite achieving human level agreement scores [24] or even ‘surpassing’ them [45], the models are easily fooled [35, 37–39]. This reduces the trustworthiness of AI-based automated scoring systems in the eyes of both language-testing researchers [35, 37, 43, 57] and general public [15, 18, 34, 46].

Due to its wide applicability, several research studies in the linguistic community have tried to characterize the performance of essay scoring models and attribute it to features like number of words [37], style [43], vocabulary [39], coherence [12], *etc.* However, the results from these research studies are often conflicting in nature. While one indicates that essay scoring models have substantial correlation with number of words [37], the other attributes it to style [43]. Moreover, there is no standard way of testing automatic essay scoring systems apart from measuring agreement scores on a subset of the dataset (typically chosen to be 10% of the dataset size) [57]. This leads to non-thorough testing and hence model development. It is noteworthy that in the last five years, very few publications have performed any evaluations beyond agreement scores. Most of those who have reported any other feature do it mostly on coherence evaluation [21, 53, 58]. This is inadequate evaluation technique since essay scoring is a highly feature rich task which depends on a variety of features like vocabulary, factuality, coherence, grammar, relevance, sufficiency, argument quality, persuasion, *etc.* [59].

Despite the importance and the magnitude of the problem, there have been a few efforts from language testing community to develop a unified testing framework. Ding *et al.* [12] collaborated with ETS<sup>1</sup> to show that AES models are adversarially perturbable. However, the inputs are limited to just random incoherent response generation. This does not mimic a test-taker’s capability to fool an AES system nor does it test all the features important for scoring. There have also been some manual studies where experts and non-experts were invited to test out some models [40]. These studies, despite the good motivation and human grounding efforts, cannot be scaled or even made consistent across all the models. To the best of our knowledge, there has been no work which systematically analyzes AES models on all the different aspects important for scoring or propose an evaluation suite. Such a validity suite is important from the following perspectives: 1) it provides a uniform benchmark to compare different models beyond metrics such as accuracy or QWK. These metrics neither provide any insights into the construct validity of AES models nor do they indicate

---

<sup>1</sup><https://www.ets.org/>

the robustness of a model, 2) it builds trust in the automatic scoring system, and 3) it promotes understanding of the black-box AES models.

### 1.1 Why Agreement Scores Based On Quadratic Weighted Kappa (QWK) And Pearson Correlation Are Inadequate Performance Metrics?

The common performance metric that has been widely used in the field is Quadratic Weighted Kappa (QWK). It measures the agreement between the scoring model and the human expert. Given observed scores matrix  $O$  (confusion scores), weights  $w$  (containing penalty of each possible predicted score with each possible actual score) and expected score matrix  $E$ , number of possible scores  $N$ , QWK is defined as:

$$k = 1 - \frac{\sum_{ij} w_{ij} O_{ij}}{\sum_{ij} w_{ij} E_{ij}} \quad (1)$$

$O_{ij}$  measures number of students who received a score  $i$  by the human grader and  $j$  by the model. Weight matrix is defined as ( $w_{ij} = (i - j)^2 / (N - 1)^2$ ) and assigns penalty to each pair of predicted, actual scores. QWK denotes machine-human agreement. It is then compared with human-human agreement score to compare different models.

The other metric commonly used in the literature is Pearson Correlation (PC). Given  $N$  as the number of pairs of scores,  $\sum xy$  as the product of paired scores,  $\sum x$  and  $\sum y$  being the sum of  $x$  and  $y$  scores respectively and  $\sum x^2$ ,  $\sum y^2$  referring to the sum of the squares of  $x$  and  $y$  scores. It is defined as:

$$r = \frac{N\sum xy - (\sum x)(\sum y)}{\sqrt{[N\sum x^2 - (\sum x)^2][N\sum y^2 - (\sum y)^2]}} \quad (2)$$

We argue that for deep learning based systems, tracking merely QWK (or PC) as evaluation metrics is suboptimal for several reasons: 1) while subsequent research papers show an iterative improvement in QWK but most of them fail in evaluating how their works generalize across all the different dimensions of scoring including coherence, cohesion, vocabulary, and even surface metrics like average length of sentences, word difficulty, *etc.* 2) QWK as a metric captures only the overall and broad agreement with humans scores, however, scoring as a science includes knowledge from many domains of NLP like: *fact-checking, discourse and coherence, coreference resolution, grammar, content coverage, etc* [59]. QWK, instead of making the scoring comprehensive, is abstracting out all the details associated with scoring as a task. 3) it does not indicate the direction of a machine learning model: oversensitivity or overstability. We quantitatively illustrate the gravity of all these aspects by performing statistical and manual evaluations, mentioned in Section 2.3.

We demonstrate in the later parts of our paper that heavily modifying responses (as much as 25%), does not break the scoring systems and the models still maintain their high confidence and scores while evaluating the adversarial responses. Our results show that no published model is robust to these examples. They largely maintain the scores of the unmodified original response even after all the adversarial modifications. This indicates that the models are largely overstable and unable to distinguish ill-formed examples from the well-formed ones. While on an average, humans reduce their score by approx 3-4 points (on a normalized 1-10 scale), the models are highly overstable and either increase the score by 1 point for some tests or reduce them for others by only 0-2 points (§ 3.3). We propose that instead of tracking *just* QWK for evaluating a model, the field should track a combination of QWK and adversarial evaluation of the models for performance.

### 1.2 Basis Of The Evaluation Suite

Cognitive studies have characterized AES models as information-integration models trying to learn category-learning tasks [59]. The descriptor of such a category can be, *“Score the essay at level 3 if it consists of a clear aim reasoned by structured claims and supported by appropriate evidence*

with rebuttals of all the major counter arguments.” [59]. Following this, many research studies have established features which must be present in AES models [7, 24, 49, 59]. A few examples of such features are: factuality, grammar-correctness, organization, coherence, lexical sophistication, etc. In this work, we propose a black-box adversarial evaluation of AES systems based on these features. We show the evaluation of five recent models on the popular dataset, Automated Student Assessment Prize (ASAP) dataset for Essay-Scoring [1].

Our evaluation scheme consists of evaluating AES systems on essays derived from the original responses but modified heavily to change its original meaning. These tests are mostly designed to check for the over-stability of the different models. An overview of the adversarial scheme is given in Table 3. We perform the following operations for generating test responses: *Addition* (Adding lines to the original text), *Deletion* (Deleting lines from the original text), *Modification* (Modifying parts of the original text) and *Generation* (Generating a completely new text).

These cover all the fundamental methods that can be used to change a given piece of sequence to another [27]. Under these four operations, we include many other operation subtypes such as adding related and unrelated content, modifying the grammar of the response, taking only first part of the response, etc. These operations and sub-operations quantify a model’s performance on each feature important for scoring.

Therefore, the main contributions of our work are summarized as follows:

- We propose a model agnostic evaluation suite to alter examples given in a dataset to test out a given AES model. This evaluation suite can be used to test various systems including automatic scoring [13, 53], attribute scoring [28], coherence evaluation [21], argument mining [32], topic detection [60], and measuring argument persuasiveness [22]. Essay scoring datasets like the ASAP-AES dataset were used in all these settings and hence our evaluation suite can also be used in all these settings.
- We evaluate five recent state-of-the-art AES models on all the eight prompts belonging to the widely-cited ASAP-AES [1] dataset and report their test performance on various metrics for a thorough understanding of their weaknesses.
- We propose a comprehensive 3-way automatic evaluation for aiding model-makers involving parameters of length, position and type of adversarial tests. We also validate the adversarial examples with a human study to show that scores awarded by AES models are indeed disconnected with rubrics.
- Finally, we open-source the code, test samples and model weights for easy reproducibility, and future benchmarking.

We would also like to say that we present our argument not as a criticism of anyone, but as an effort to refocus the research directions of the field. Since the automated systems that we develop as a community have such high stakes like deciding jobs and admissions of the takers, the research should reflect the same rigor. We sincerely hope to inspire higher quality reportage of the results in automated scoring community that does not track just the performance but also the validity of their models.

## 2 TASK AND SETUP

In this section, we define the problem statement and the dataset used for experimentation. We provide details about the state-of-the-art AES models we experimented with and the adversarial evaluation metrics. We also elaborate on all the adversarial test cases used for testing these models.

## 2.1 Task and Dataset

Similar to various research studies [13, 51, 53, 63], we have used the widely cited ASAP-AES [1] dataset to evaluate Automatic Essay Scoring systems. The relevant statistics for this dataset are listed in Table 1. The questions covered by the dataset are from many different areas such as Sciences and English literature. The responses were written by high school students and were subsequently double-scored. The evaluation framework built for assessing AES systems is broadly based on the linguistic features considered essential for scoring like grammar, coherence, *etc* [5, 59].

Prompt Number	1	2	3	4	5	6	7	8
#Responses	1783	1800	1726	1772	1805	1800	1569	723
Score Range	2-12	1-6	0-3	0-3	0-4	0-4	0-30	0-60
#Avg words per response	420	430	127	109	147	180	205	710
#Avg sentences per response	23	20	6	4.5	7	8	12	35
Type	Ar	Ar	RC	RC	RC	RC	Na	Na

Table 1. Overview of the ASAP AES Dataset used for evaluation of AES systems. (RC = Reading Comprehension, Ar = Argumentative, Na = Narrative).

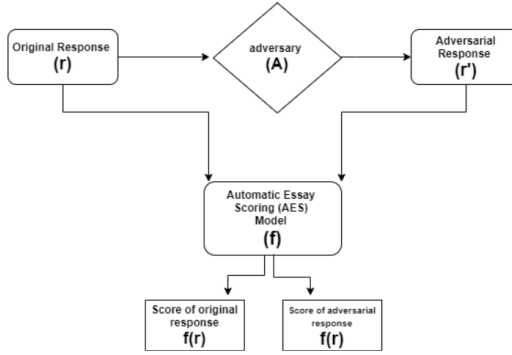
## 2.2 Models

We evaluate the recent state-of-the-art deep learning Liu et al. [25], Taghipour and Ng [51], Tay et al. [53], Zhao et al. [63] and feature-based models EASE [13] and show the adversarial-evaluation results. Brief descriptions of each of them are given as follows:

- **EASE** (EASE [13]): It is an open-source feature-based model maintained by EdX. This model includes features such as tags, prompt-word overlap, n-gram based features, *etc*. Originally, it ranked third among the 154 participating teams in the ASAP-AES competition.
- **LSTM-MoT** (Taghipour and Ng [51]): They use CNN-LSTM based neural networks with a few mean-over-time layers to score essays. The paper reports 5.6% improvement of QWK on top of the EASE feature-based model.
- **SKIPFLOW** (Tay et al. [53]): SKIPFLOW provides a deep learning architecture that captures coherence, flow and semantic relatedness over the length of the essay, which the authors call *neural coherence features*. SkipFlow accesses intermediate states to model longer sequences of essays. Doing this, they show an increase of 6% over EASE feature engineering model and 10% over a vanilla LSTM model.
- **Memory-Nets** (Zhao et al. [63]): The authors use memory-networks for automatic scoring where they select some responses for each grade. These responses are stored in the memory and then used for scoring ungraded responses. The memory component helps to characterize the various score levels similar to what a rubric does. They compare their results with the EASE based model and show better performance on 7 out of 8 prompts.
- **BERT** (Liu et al. [25]): This work makes use of adversarial examples to improve AES. They consider two types of adversarial evaluation: well-written permuted paragraphs and prompt-irrelevant essays. For these, they develop a two-stage learning framework where they calculate semantic, coherence and prompt-relevance scores and concatenate them with engineered features. The paper uses BERT [10] to extract sentence embeddings.

## 2.3 Evaluation Framework

**2.3.1 General Framework.** From Figure 1, we can see that given a prompt  $p$ , response  $r$ , bounded size criterion  $c_1$ , position criterion  $c_2$  and optionally a model  $f$ , an adversarial testing model  $A$  converts response  $r$  to response  $r'$  based on a specific set of rules and the criteria  $c_1$  and  $c_2$ .

Fig. 1. General Framework for Test Evaluation Model given a prompt  $p$ 

The criterion  $c_1$  defines the percentage upto which the original response has to be changed by the adversarial perturbation such that  $|Len(r') - Len(r)|/Len(r) = c_1$ . We try out different values of  $c_1$  ( $\{10\%, 15\%, 20\%, 25\%\}$ ). The criterion  $c_2$  defines the position of inducing adversarial perturbation. We consider three positions ( $\{\text{START, MID, END}\}$ ) by dividing the response  $r$  into three equal-sized portions. The results are presented in the Section 3.1.

Symbol	Name	Defn.
$N_{pos}$	Percentage of positively impacted samples	$\# r/N$ s.t., $f(r) < f(r')$
$N_{neg}$	Percentage of negatively impacted samples	$\# r/N$ s.t., $f(r) > f(r')$
$\sigma$	Standard deviation of the difference	$\sqrt{\Sigma(f(r) - f(r') - \mu)^2/N}$
$\mu_{pos}$	Mean difference in scores for positively impacted samples	$\Sigma(f(r') - f(r))/N$ s.t. $f(r) < f(r')$
$\mu_{neg}$	Mean difference in scores for negatively impacted samples	$\Sigma(f(r) - f(r'))/N$ s.t. $f(r) > f(r')$

Table 2. Adversarial Evaluation Metrics.  $(r, r')$  denote the original (human-written) and adversarial samples and  $f(r), f(r')$  denote the score of an automatic scoring model on original and adversarial response.  $N$  is the size of universal set of test responses.

For benchmarking a model  $f$ , we use the scores  $f(r)$  and  $f(r')$  to calculate the statistics listed in Table 2. Since the score ranges and the number of samples vary across all the prompts, we report the corresponding values in percentages (percentage of total samples and percentage of range of score). From our human evaluation survey (Section 3.3) and corresponding Table 6, we see a significant difference in human scores and scores generated by various AES systems. We ask our human annotators to score our adversarial response  $r'$ , given the score for the original response  $r$ . We also ask the annotators to give supporting reasons for their responses. From our survey, for each adversary,  $A$ , we summarize the following,

- (1) According to all human annotators, the score of an adversarial response ( $r'$ ) was always less than the score of the original response ( $r$ ). In other words, from humans' point of view, no adversary increased the quality of the response.
- (2) Second, all human annotators were able to detect and differentiate  $r$  from  $r'$ . We conducted t-test between scores given by AES engines and human annotators on the adversarially perturbed responses to confirm this notion. 94% of all the t-tests rejected the null hypothesis ( $p < 0.05$ ), hence highlighting the statistical significance.

Notably, these findings are different from what is “commonly” given in the adversarial literature where the adversarial response is formed such that a human is not able to detect any difference

between the original and modified responses, but a model (due to its adversarial weakness) is able to detect differences and thus changes its output [62]. For example, in computer vision, a few pixels are modified to make the model mispredict a bus as an ostrich [50], and in NLP, paraphrasing by changing a few words is done to churn out racial and hateful slurs from a generative deep learning model [55]. Here, our survey observations show that humans can *detect* the difference between the original and final response. We call the inability (or under-performance) of models on differentiating between adversarial and natural samples as their *overstability*.

#	Category	Test Name	Description
1	ADD	ADDWIKIRELATED	Addition of Wikipedia lines related to the essay question in a response.
		ADDWIKIUNRELATED	Addition of Wikipedia lines unrelated to the essay question in a response.
		REPEATSENT	Repetition of some lines of the response within a response.
		ADDSONG	Addition of song lyrics into the response.
		ADDSPEECH	Addition of excerpts of speeches of popular leaders into a response.
		ADDRC	Addition of lines from Reading Comprehension based questions into a response.
		ADDTRUTH	Addition of True lines into a response.
2	DELETE	DELSTART	Deletion of lines from the beginning of a response.
		DELEND	Deletion of lines from the end of a response.
		DELRAND	Deletion of random lines from a response.
3	MODIFY	MODGRAMMAR	Modifying the sentences in a response to have incorrect grammar.
		MODLEXICON	Paraphrasing words in the sentences with their respective synonyms in a response.
		SHUFFLESENT	Randomly shuffling the sentences in a response.
4	GENERATE	BABELGEN	Using the essay generated by <i>Babel</i> as a response.

Table 3. Overview of the testing scheme for Automatic Essay Scoring (AES) models.

Next, we discuss the various strategies of adversarial perturbations. An overview of all the perturbations is given in Table 3. We categorize all the adversarial tests by the *major*-operation they do on a sample. Therefore, we divide the tests into four categories: ADD (those operations which change a sample majorly by adding to it), DELETE (those operations which change a sample majorly by deleting from it), MODIFY (those operations which change a sample majorly by modifying its structure) and GENERATE (those operations which tests the robustness of a model by giving it completely machine-generated non-meaningful samples).

**2.3.2 Add Adversaries.** ADD adversaries change the original response by adding new content to it. Adding unrelated or repetitive content negatively impacts the content-specific and topic development features of an essay, which are considered necessary for essay evaluation [59]. To test the content knowledge of scoring models, we designed various types of ADD tests that are explained hereafter. All the testcases follow the position and amount of addition given by the parameters,  $c_1$  and  $c_2$ , respectively, as explained in Section 2.3.1. A few examples are shown in Figure 2.

- **ADDWIKIRELATED:** With this testcase, we add prompt-related information to each sample response. We used a key-phrase extraction technique<sup>2</sup> over each prompt/question in the dataset for choosing prompt-related articles from Wikipedia<sup>3</sup>. After selecting articles, we randomly selected sentences from each extracted article and appended them to the responses.
- **ADDWIKIUNRELATED:** We form this testcase to disturb the topic relevance of the responses. This test tries to mimic students' behavior when they make their response lengthy by adding irrelevant information. For this, we add prompt-irrelevant information to each sample response by selecting Wikipedia articles that do not match the response's prompt. The score

<sup>2</sup><https://github.com/boudinfl/pke>

<sup>3</sup><https://pypi.org/project/wikipedia/>

by an AES model should be negatively affected with this kind of perturbation. The first example in Figure 2 depicts this testcase.

TEST	ADD	ORG	ADV
ADD WIKI Prompt 5 Score Range (0-4)	David Ricardo, James Mill, Thomas Malthus (the only one holding an academic post at the time), and Robert Torrens were among the original luminaries. The mood created in this memoir is comfort. To me it is so comforting because it is such a happy memoir, where these two young people invite other people over their house all the time. They also let people stay until they are able to get back on their feet ..... It comforts me knowing everyone is happy. That is why the mood created in this memoir to me is comfort.	L 3	2
		E 2	3
		S 1	2
		B 2	2
		M 2	2
REPEAT SENT Prompt 6 Score Range (0-4)	One more obstacle was an existing law against airships flying too low over urban areas. The law said it was illegal for a ship to approach or even be tied up to a building. The builders of the Empire State Building faced obstacles in attempting to allow dirigibles to dock there ..... The winds on top of the building were constantly shifting because of violent air currents. One more obstacle was an existing law against airships flying too low over urban areas. The law said it was illegal for a ship to approach or even be tied up to a building.	L 4	4
		E 2	3
		S 3	4
		B 2	2
		M 2	2
ADD SPEECH Prompt 7 Score Range (0-30)	A time of when I was patient was when me & my siblings were waiting to see if they were going to allow us to get our first puppy. We waited & waited for about an hour while my parent were discussing if we should or shouldn't. When finally they called us down to the basement. At first they said no & we were devastated. My mom really wanted the puppy but it was my dad's decision ..... He was surprised and over joyed to see us playing with @CAPSI outside. we all fell love with @CAPSI & he is all of ours new snuggle buddy! America proudly welcomes millions of lawful immigrants who enrich our society and contribute to our nation. It also enshrines the rule of law; the principle we are all equal in rights and dignity; freedom of worship and expression.	L 21	19
		E 13	20
		S 18	22
		B 13	14
		M 17	16
ADD TRUTH Prompt 5 Score Range (0-4)	The mood created in the memoir is grateful. "My Parents both shared cooking duties and unwittingly Passed on to me their rich culinary skills and a love of cooking that is still with me today". What I mean by that is that he is grateful for what he learned from is parents." Aerobic exercises, like jogging, are physical activities that are performed at a moderate level over long periods of time. Anaerobic exercises, like sprinting, are high-intensity exercises over a short duration. I would always be grateful to my Parents for their love and sacrifice. I've often told them that what they did was a much more courageous thing than I could have ever done.....	L 3	2
		E 2	3
		S 1	2
		B 2	1
		M 2	3

Fig. 2. Examples of the ADD testcases. Here, ORG refers to the score given to the original sample and ADV refers to the score given to the adversarial sample by each model. The list of models according to which scores are listed is LSTM (L), EASE (E), SKIPFLOW(S), BERT (B) and MEMORY NETS (M). Red, Green, Blue shows that adversarial responses were scored higher, lower and equally than original response, respectively.

- **REPEATSENT**: Students intentionally tend to repeat sentences or specific keywords in their responses in order to make it longer yet not out of context and to fashion cohesive paragraphs [20, 26, 61]. This highlights the test taker's limited knowledge about the subject and also clutters the writing. To design responses for this test, we divided each response into three equally sized chunks and randomly selected sentences from each of them to form a repetition block, added back to the response. An AES model should negatively score such responses. The second example in Figure 2 depicts this testcase.
- **ADDSONG**: Poetic license gives freedom to ignore or modify normal English rules. However, creative content like songs have a very different language structure than written prose in tests. Therefore, this can be used for negative testing of a system. Additionally, it has been observed that students in an attempt to fool the system use this strategy in their exams [29]. With this motivation, we form this test by perturbing samples to include songs. We used FiveThirtyEight [16], Neisse [31], PromptCloud [41], RakanNimer [42] and Bansal [3] to extract 58,000 English songs lyrics over a long time period and range of genres like Rock, Jazz, Classical, etc. An AES system should negatively score such responses with addition of song lyrics since they do not relate to the prompt and are a misfit to the context of the answer.
- **ADDSPEECH**: Formal style of writing or speech is conventionally characterized by long and complex sentences, a scholarly vocabulary, correct grammatical rules and a consistently serious tone [33]. In the speeches of leaders, popular terms might be used to refer to certain contextual social phenomenon. It may also include references to literary works or allusions to classical and historical figures. Generally, this style of writing is seen as sophisticated



and hence better. However, when sentences of such a type are added without context or relevance, they serve the purpose of confusing the readers without giving any new meaning. We collected eight public speeches of popular leaders such as Barack Obama, Hillary Clinton, Queen Elizabeth II, *etc.* These speeches were sourced from public archives and government websites.

- **ADDRC**: It is commonly observed that students tend to repeat parts of a question in their answer to make their answers lengthier and related to the question asked [20, 26, 61]. Therefore, to test over-reliance of AES models on the keywords present in a question asked or reading comprehension given, we randomly pick up sentences from the corresponding reading comprehension passages and add them to the responses.
- **ADDTRUTH**: Facts and quotations provide conclusive evidence and a voice of authority for the arguments addressed in an essay [54] which makes it common for test-takers to use. The motive behind this testcase is to measure relevance of responses [59] and a check for factuality knowledge in current AES systems. This attack focuses on inculcating factual, yet unrelated text, often done by students to increase the word count of the responses. For this testcase, we acquired a list of well-known facts from [56] and injected it into the original text.
- **ADDLIES**: Test takers may use false facts or quotations to embellish their essays and provide strong argumentative evidence to their reasoning written in their response. This underscores the importance of fact-checking while scoring these essays. This forms the motive behind this testcase and check whether these systems are able to highlight this disinformation. We collected various false statements<sup>4</sup>, manually verified them to be false statements and did not include those which we felt were subjective in nature. We also note that ADDLIES being false statements should preferably impact the scoring more negatively than ADDTRUTH.

2.3.3 **DELETE Adversaries**. DELETE adversaries change the original response by deleting content from it. These tests generally break the flow of an argument, delete crucial details from an essay and decrease wordiness. This can seriously detract from the coherency and quality of writing and frustrate readers. The various types of DELETE tests are explained hereafter. Some examples of these tests are shown in Figure 3.

- **DELSTART**: Beginnings generally serve the purpose of introducing the flow of an essay. They state the main point of the overall argument and give context to what will come in the next paragraphs. It helps in outlining a response. Hence, it is crucial to maintain the discourse of an essay and its central features like organization and development [59]. Although organization may not be severely impacted on deleting introductory lines, the essay's development will crumble. In this testcase, we remove the introductory lines from each response which renders the development senseless, hence negatively impacting the scores. The first example in Figure 3 depicts this testcase.
- **DELEND**: Similar to the above test, we deleted the last conclusive sentences from an essay. The conclusion of any response is also an integral part of an essay. It allows you to have the final say on the arguments you have raised, synthesize your thoughts, demonstrate the importance of your ideas, and propel your reader to a new view of the subject. The conclusion is the point where the final argument is stated based on the evidence provided in the body of the essay. Deleting the conclusion, therefore, must decrease the score of the overall essay.
- **DELRAND**: Organization of an essay is critical for the readers to understand the flow and context of the essay and maintain the overall cohesion. It describes how the essay holds together. The transition between one point to another should be clear and not abrupt. In

<sup>4</sup>We used the website (<https://thespinoff.co.nz/science/28-10-2017/101-fake-facts-that-youre-doomed-to-remember-as-true/>)

TEST	DELETE	ORG	ADV
DEL START (Prompt 2 Score range: 0-6)	<del>The idea of the removal of 'offensive' material from libraries is understandable. Some believe that this material is not appropriate for anyone to view. However, because we all have different opinions on what is offensive, I believe that books found to be offensive should not be removed from the shelves of the library. First, I believe that if this policy were to be in effect in libraries, there would not be many books left on the shelf.</del> What @MONTH1 be offensive to one person @MONTH1 not be another. Every has a different opinion on different matters based on their beliefs and life experiences. Many books have things people disagree with, but expressing this is a part of freedom of speech..... People have different opinions about what is offensive to them and it would be very boring if everyone thought the same. If someone finds something particularly offensive, I believe they just should not view it.	L 4	3
		E 4	4
		S 2	3
		B 3	4
		M 4	3
DEL END (Prompt 7 Score range: 0-30)	I was over at my friends house one afternoon, when she couldn't find something she needed. So we went over to her sister, but she was on the phone, so we sat was on the on phone, so we sat there patiently until she was done..... So, we got up and went back to her sister. She was off the phone now, so my friend asked her sister where her nail polish was but in a mean in-patient tone. "@CAPS1's in the drawer! <del>Now get out of my room."</del> she yelled. <del>After looking and looking we finally found @CAPS1. She isn't that patient and I learned I'm not patient either. My friend was still patient but her tone wasn't. That's the time of when I know someone was patient.</del>	L 14	13
		E 18	16
		S 11	11
		B 16	17
		M 15	16
DEL RAND (Prompt 7 Score range: 0-30)	Patience is not a natural thing, it's something you have to learn. <del>Taking a three hour car ride is a perfect example of patience.</del> Exactly like what I experienced. As we packed our suitcases for @CAPS1 city, I @CAPS2't contain myself. I was already packed up but mom and dad were standing. "@CAPS3 you please finish packing see I really want to go! ". <del>I exclaimed "You'll just have to wait a minute." "Do ?? But I @CAPS2't wait, so I grabed?? threw them in the trunk of our car, and walked to our kitchen to finish reading a book while they packed.</del> After they finished cooking dad was carrying the last of the bags @CAPS4 their bedroom to the complain he notice me, setting patiently at the look. He thanked me, saying "@CAPS5 for being so patient, and just for that, mom and have surprise. ....	L 19	13
		E 20	20
		S 13	13
		B 15	18
		M 24	17

Fig. 3. Examples of all the DEL testcases. Here, ORG refers to the score given to the original sample and ADV refers to the score given to the adversarial sample by each model. The red highlighted text was deleted from the original responses. The list of models according to which scores are listed is LSTM (L), EASE (E), SKIPFLOW(S), BERT (B) and MEMORY NETS (M). Red, Green, Blue shows that adversarial responses were scored higher, lower and equally than original response, respectively.

summary, to disrupt the organization of an essay, we removed sentences randomly from the response. AES systems should lower the scores for these essays.

**2.3.4 MODIFY Adversaries.** MODIFY adversaries majorly retain the originality of a response while changing its syntax heavily. In this, we majorly change the grammar, fluency, organization and lexical sophistication of a sample. The various types of MODIFY tests are explained hereafter. Some examples of these tests are shown in Figure 4.

- MODGRAMMAR:** Several studies underline the importance of grammar in scoring [2, 7]. TOEFL iBT mentions grammar usage in the category 'language use' for their TOEFL test [9]. We formed two test cases to simulate common grammatical errors committed by students. The first one focused on evaluating the basic grammar knowledge of AES models and the second one assessed the effect of colloquial and informal language commonly found in essays as is demonstrated in the Table 4. For changing the subject-verb-object (SVO) order, we parse the responses and using spacy<sup>5</sup> library to extract grammatical dependencies. An abbreviation dictionary<sup>6</sup> is used for randomly replacing words with their corresponding
- MODLEXICAL:** For syntax and the sophistication of vocabulary depends on the test case for scoring essays [8, 24]. It is commonly observed that test-takers using sophisticated vocabulary often are scored higher than their counterparts using simpler, more straightforward vocabulary [38]. However, the change or inclusion of even a single word in a sentence changes its meaning. Therefore, in this test case, we evaluate AES systems' vocabulary-dependence by improper replacement of a random word (excluding stopwords) in each sentence, to a synonym using Wordnet synsets [30]. Later, in Section 3.3, we observe that a human would

<sup>5</sup><https://spacy.io/>

<sup>6</sup><https://abbreviations.yourdictionary.com/articles/list-of-commonly-used-abbreviations.html>

<b>Original</b>	<b>Anita is going to the park for a walk.</b>
Subject-Verb-Object Order Errors	Anita to the park is going for a walk.
Step 1: Article Errors	Anita is going to an park for the walk.
Step 2: Subject Verb Agreement Errors	Anita go to an park for the walk.
Step 3: Conventional Errors	anita go 2 an park 4 the walk

Table 4. Examples of the type MODGRAMMAR

view such an example as a change in vocabulary but with improper usage of the words changed. An example of this type of perturbation is, “Tom was a happy man. He lived a simple life.” It gets changed to “Tom was a grinning man. He lived a bare life.”

- **SHUFFLESENT**: Important aspects of essay scoring are coherence and organization that measure the extent to which a response demonstrates a unified structure and direction of the narrative. [4, 8, 17, 44, 53]. To evaluate the dependence of AES scoring on coherence, we randomly shuffle the sentences of a response. This ensures the response’s readability and coherence are affected negatively [58]. It affects the transition between the lines so that the different ideas appear disconnected to a reader and changes the meaning substantially.

TEST	MODIFY	ORG	ADV
MOD GRAMMAR Prompt 5 Score Range (0-4)	In a memoir a author have various moods. In 1961, we should born in 2 that simple house, situated in an two-family... my parents created our traditional cuban home. A mood here in neutral but kind on happy because a author in talking about her house. In paragraph @num2 and @capst, " struggled both personally & financially, braving a harsh winters while yearning from air native tropics & facing cultural hardships.....	L 3	2
		E 2	2
		S 1	2
		B 3	2
		M 2	2
SHUFFLE SENT Prompt 3 Score Range (0-3)	The setting affected the cyclist a lot. One way was the heat. It got so hot that he was becoming dehydrated. He kept drinking his water, until he didn't have any left. Another reason is because the road turned into hills which made him use more energy. Finally, it didn't help that he hadn't seen any sign of living creatures except for a snake. Another reason is because the road turned into hills which made him use more energy. The setting affected the cyclist a lot. Finally, it didn't help that he hadn't seen any sign of living creatures except for a snake. One way was the heat. It got so hot that he was be-coming dehydrated. He kept drinking his water, until he didn't have any left.	L 4	3
		E 4	4
		S 2	2
		B 3	4
		M 3	3
MOD LEXICON Prompt 1 Score Range (2-12)	Dear Newspaper; I believe that computers are good for our society community. There are many numerous reasons as to why I beleve this. One reason is that it makes life-existence easior, it also helps us understand recognize what is going on in our lives today. If we didn't have computers server how would we talk with people without phones and spred news. ....	L 9	10
		E 7	8
		S 5	6
		B 10	11
		M 6	6

Fig. 4. Examples of all the MOD testcases. Here, ORG refers to the score given to the original sample and ADV refers to the score given to the adversarial sample by each model. The list of models according to which scores are listed is LSTM (L), EASE (E), SKIPFLOW(S), BERT (B) and MEMORY NETS (M). Red, Green, Blue shows that adversarial responses were scored higher, lower and equally than original response, respectively.

### 2.3.5 GENERATIVE Adversaries.

- **BABELGEN**: We generate entirely false and gibberish adversarial samples using Les Perelman’s B.S. Essay Language Generator (BABEL) [38]. BABEL requires a user to enter three keywords based on which it generates an incoherent, meaningless sample containing a concoction of obscure words and keywords pasted together. In 2014, Perelman showed that ETS’ e-rater, which is used to grade Graduate Record Exam (GRE)<sup>7</sup> essays consistently 5-6 on a 1-6 point scale [39, 48]. This motivated us to try out the same approach on current state-of-the-art deep learning recent approaches. We came up with a list of keywords based on the AES questions. For generating a response, we chose three keywords as input to BABEL,

<sup>7</sup>GRE is a widely popular exam accepted as the standard admission requirement for a majority of graduate schools. It is also used for pre-job screening by a number of companies. Educational Testing Services (ETS) owns and operates the GRE exam.

which then generated a generative adversarial example. Figure 5 depicts an example of this testcase.

GEN - BabelGen	ADV
Laugh by legerdemain has not, and presumably never will be positively but exorbitantly altruistic. Society will always foretell time; many of insinuations but a few for a demonstration. The inappropriate time lies in the area of theory of knowledge but also the field of literature. Instead of placating the confluence, weirdo constitutes both a contentiously authentication and an irascible disenfranchisement. According to professor of theory of knowledge Oscar Wilde, looney is the most fundamental concession of human life. a neuron on edification inverts to reproduce. Despite the fact that gravity ...	L 53
	E 44
	S 19
	B 53
	M 41

Fig. 5. Example of GEN testcase. Here, ADV refers to the score given to the adversarial sample by each model. BabelGen is used to generate a response using the key words "laughter", "benefits" and "relationship" from Prompt 8 (having score range of 0-60). The list of models according to which scores are listed is LSTM (L), EASE (E), SKIPFLOW(S), BERT (B) and MEMORY NETS (M). Red and Green show that adversarial responses were scored higher or lower than the mean score (30), respectively.

### 3 RESULTS AND DISCUSSION

In this section, we demonstrate our results by performing adversarial perturbations on 2600 original responses and provide a detailed analysis based on our general framework for adversarial evaluation (refer Section 2.3.1). We divide this section into two categories. First, we present the effects on different hyper-parameters such as effect on position, length and amount of change. Secondly, we present results of different test categories (as defined in Table 3) such as MODIFY, ADD, DELETE, and GENERATE based Adversaries.

#### 3.1 Effect of Choice of Different Parameters

In this section, we evaluate the effect of various parameters as defined in Section 2.3.1 namely, effect of percentage amount of change  $c_1$  of original response by adversary for different values of  $c_1$  ({5, 10, 15, 20, 25}) and effect of position  $c_2$  which defines the position ({START, MID, END}) of inducing adversarial perturbation.

**3.1.1 Effect of Amount of Change ( $c_1$ ).** For various tests listed in Section 2.3, we vary the percentage amount of change of perturbation ( $c_1$ ) to observe how the model scores such responses. Figure 6 shows the average difference of scores (averaged over all the different tests). For all models, going from 5% to 25% perturbation leads to an increase in of  $\mu_{neg}$  and  $\mu_{pos}$  of 34% and 47%, respectively. We observe that the scoring trend changes considerably while going from 15% to 20% perturbation, otherwise it remains consistent. Exceeding  $c_1$  to more than 25% does not add more value to the results. It is clear, irrespective of increase in  $c_1$ , all models except EASE and SKIPFLOW have hardly any increase in their  $N_{pos}$  value (5% change). Hence these models score similar number of responses higher than original but with greater intensity ( $\mu_{pos}$ ) as the amount of perturbation increases. We infer that these models are overstable with respect to number of adversarial responses they are scoring higher or lower, due to the consistent value of  $N_{pos}$  with an increase in  $c_1$ . It is unexpected to see that EASE has scored an average of 82% adversarial responses higher than the original ( $N_{pos}$ ). This value is the lowest for LSTM-MoT, averaging to only 7%.

**3.1.2 Effect of Position Criterion ( $c_2$ ).** We perform an analysis to show whether the addition of content at specific positions namely (START, MID, END) under the following conditions.

- *bounded*: retaining the length of the response after the addition of content.
- *unbounded*: no restrictions on the length of the response despite the addition of content.

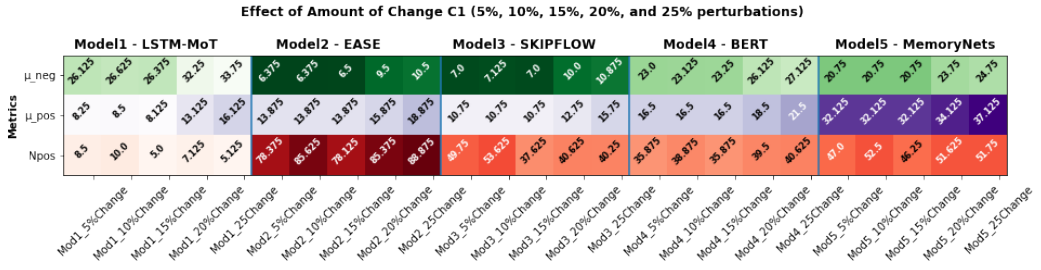


Fig. 6. Results for effect of amount of change  $c_1$  for 5%, 10%, 15%, 20% and 25% perturbations. MOD1, MOD2, MOD3, MOD4, MOD5 refers to respective Model number.

Across all models as demonstrated in Figure 7, we see an equivalent variation of  $\mu_{pos}$  and  $\mu_{neg}$  values for both bounded and unbounded cases, irrespective of the position and length of the perturbation. However, we see that  $N_{pos}$  increases for unbounded cases when compared to bounded cases for all test cases across all models. For the START position, we see an increase of 12% on an average in  $N_{pos}$  from bounded to the unbounded situation. This means that models are sensitive towards an increase in the number of words by scoring more number of responses higher but with similar intensities. We observe a similar trend for END position but with a lower  $N_{pos}$  increase of 7% in average. We can say that scores are proportional to the length of the response for the START and END positions. However, addition in MID position does not influence the scores differently based on the length of the essay. This resonates with [37] as he states that word count is the most important predictor of an essay’s score. From Figure 7, we also notice the intensity of change in scores is small (less than 5%) for models EASE and SKIPFLOW. Both are *overstable* concerning position criterion  $c_2$ , as they are not able to distinguish ill-formed responses from the well-formed ones. Even when all prompts are taken into consideration, the deviation for these models are 8% and 9% respectively, reinforcing the previous insight. However, the model EASE has the highest number of positively affected adversaries (80.3% of responses). This is unexpected as perturbation should decrease the scores of the responses. Amongst the other models, we observe that model Memory-Nets is the worst performing model as it detects 49.2% (approximately one half) with a rise in score by 23.5% and the other half of responses with a fall with the same intensity. This shows the model does not know which direction to move when scores are changed. On the contrary, the model LSTM-MoT is the best performing model considering all adversarial evaluation metrics.




Fig. 7. Results for Effect of position criterion  $c_2$  for bounded and unbounded case across three positions START, END and MID. MOD1, MOD2, MOD3, MOD4, MOD5 refers to respective Model number.

## 3.2 Results of the different types of Adversaries

**3.2.1 ADD Adversaries.** In this section, we explain the results over all the tests for ADD adversaries (refer Section 2.3.2). We show all adversarial evaluation metrics (refer Table 2 and Figure 8) for all the models (refer Section 2.2). We observe that that two out of five models, EASE and SKIPFLOW, show the least  $\mu_{pos}$  (12% and 8.7% respectively) and  $\mu_{neg}$  (6.2% and 6.9% respectively) after adversarial modifications. We infer that these models are overstable as the intensity of change in scores is small for both the models, and they score the adversarial changed responses similar to that of unmodified original responses. Model Memory-Nets unexpectedly scores about 50% of the adversarial responses higher than original with high  $\mu_{pos}$  of about 30%. In contrast, LSTM-MoT has scored the adversarial responses in a highly negative fashion. The value of  $N_{pos}$  is only 8.6%. This implies that 91.4% of modified responses are scored lower than their respective original response. Moreover, the value of  $\mu_{neg}$  is 27% while  $\mu_{pos}$  is only 6.1% over all the prompts. This symbolizes that this model can observe perturbations in the responses and score them relatively lower. Hence, amongst all the models, these two show relatively better performance. It is interesting to observe that out of all testcases, the test ADDLIES has around 50%  $N_{pos}$  for the models EASE and Memory-Nets. These models are not able to penalize the deliberately included false facts into the response. However, we observe that ADDTRUTH (as shown in Figure 8) is scored comparatively higher by all models. On a relative note, false statements have impacted scores negatively, even if they do so marginally. We believe this is because most models used contextual word embeddings as inputs to their models. Mostly, we notice the tendency of lengthier responses to be scored higher, despite being factually wrong and having unrelated content. Ideally, we felt that added irrelevant lines from songs, speeches, and Wikipedia articles would likely make the models score the responses lower than the addition of relevant content. However, these test cases were scored no differently than the rest, suggesting that addition of relevant or irrelevant lines were both scored in similar manner. This means that the models do not check for the relevance and sufficiency content features of an essay, which should play an important role in scoring [19].

**3.2.2 DELETE Adversaries.** This section describes the results over all tests for DELETE Adversaries (refer Section 2.3.3). We demonstrate all adversarial evaluation metrics (refer Table 2 and Figure 9) over all the models (refer Section 2.2).

We find that model EASE and SKIPFLOW show the least  $\mu_{pos}$  and  $\mu_{neg}$  values after adversarial modifications. This means that both models are hardly fluctuating from the original scores of unmodified responses. This indicates characteristics of *overstability* of both models. In model Memory-Nets, we see high values of  $\mu_{pos}$  and  $\mu_{neg}$ , aggregating with a high  $N_{pos}$  value of 54%, in average. In other words, the model is scoring half of the responses higher, with an average of 30% soar ( $\mu_{pos}$ ) and scoring the other half lower, with a dip of 22% ( $\mu_{neg}$ ). This means that the model is responsive to DELETE adversaries but in no particular direction. Model LSTM-MoT has scored adversarial responses majorly in a negative fashion by observing the highest average  $\mu_{neg}$  value of 26.4% when compared to a low  $\mu_{pos}$  of 5.9%. Additionally, We calculate the  $N_{pos}$  to be 8.5%, which means that 91.5% of samples have been scored negatively. We draw the inference that this model can observe the presence of adversarial perturbations in the responses. Moreover, we mark a similar trend for model BERT, however, with higher intensities of average deviation ( $\mu_{pos}$  and  $\mu_{neg}$ ) in the scores. We summarize that model LSTM-MoT is the best performing model. Looking into testcase based results, we see that DELRAND has high  $N_{pos}$  and  $\mu_{pos}$  (increase of 2% and 3%) for as compared to DELSTART and DELEND tests. This implies that adversarial responses where the lines were randomly deleted were positively scored with a higher  $\mu_{pos}$  than those responses in which the introduction and conclusion was removed. This is surprising as deletion of random lines from the response leads to a loss in organization and response structure. Deletion at the end has a



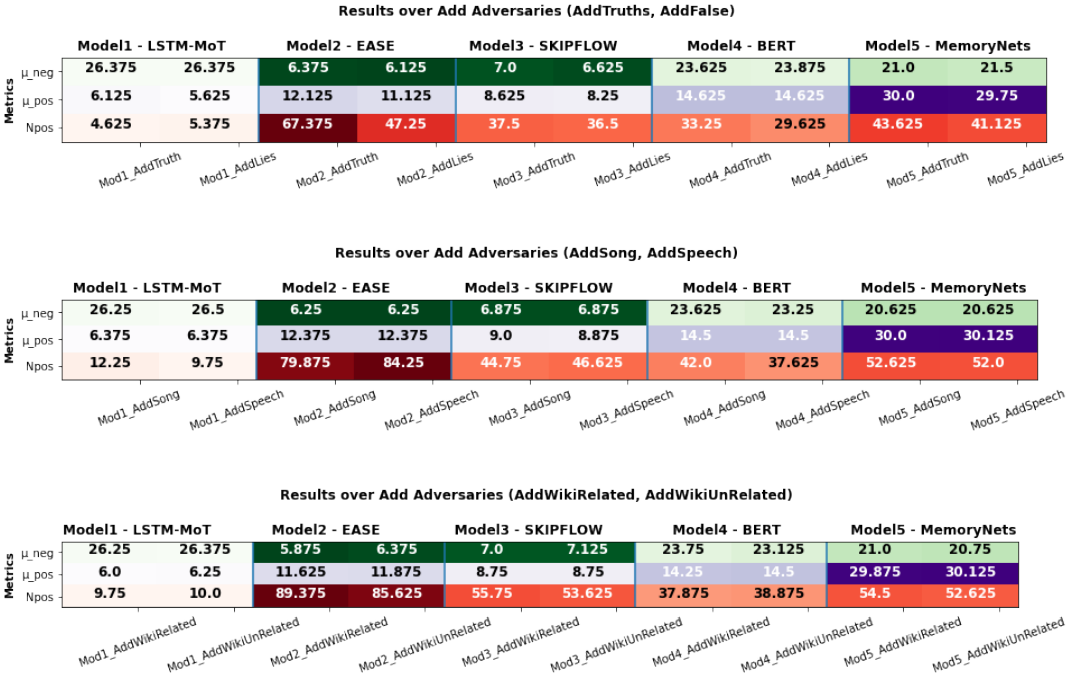


Fig. 8. Results over Add Adversaries. Mod1, Mod2, Mod3, Mod4, Mod5 refers to respective Model number.

higher  $N_{pos}$  (more that 50% of the responses scored higher than original) on average for three out of five models. The responses in this test case were missing any concluding remarks. Hence, the capability of models to check for a proper conclusion is poor.

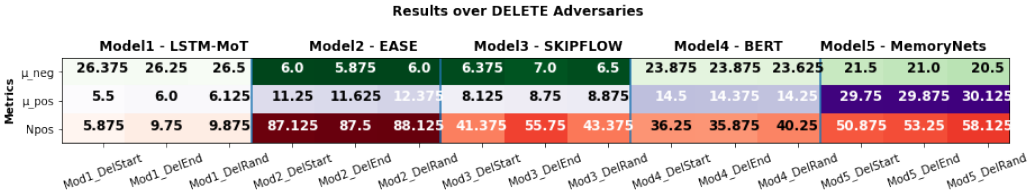


Fig. 9. Results over DELETE Adversaries. Mod1, Mod2, Mod3, Mod4, Mod5 refers to respective Model number.

**3.2.3 MODIFY Adversaries.** This section, explains the results over all tests for MODIFY based Adversaries (refer Section 2.3.4). We depict the adversarial evaluation metrics (mentioned in Table 2 and Figure 10) for all models (refer Section 2.2).

We observe that Models Memory-Nets and EASE and SKIPFLOW has  $N_{pos}$  greater than 50% of the total number of responses. That means more than half of the responses have been scored higher than original responses. MODIFY test cases such as MODGRAMMAR and SHUFFLESENT significantly affects the discourse of the response in a negative manner and also makes it unorganized and unstructured. Hence, ideally these responses should not have been scored positively. This shows that these models are not able to capture the discourse and organization based relevance of the

responses. On the other hand, we observe that the model LSTM-MoT has scored the adversarial responses in a highly negative fashion. These responses generally scored lower (89% modified responses are scored lower than their respective original response) and with high intensity, as shown by  $\mu_{neg}$  of 23%. Over all eight prompts, we see that greater values of  $\mu_{neg}$  compared to only 6% value of  $\mu_{pos}$ . This symbolizes that this model has the ability to act robustly in the presence of adversaries. Among all MODIFY Adversaries (refer Section 2.3.4), we observe that test MODGRAMMAR had a consistently low score amongst all the models. This can be verified as the measure  $N_{pos}$  is significantly lower in all the models except EASE. Overall,  $N_{pos}$  constitutes of only 36% of all the adversarial responses. This shows that most models can identify grammatically incorrect sentences and score them lower. The intensity of scoring grammatically incorrect adversarial responses negatively is also higher than that of MODLEXICON and MODSHUFFLE. However, for model EASE the trend is opposite with respect to  $N_{pos}$ . An average of 83% of incorrect grammar adversarial responses are scored positively, in this case. This shows that model EASE has problems recognizing grammatical errors in the responses. Moreover, it is scoring these adversarial responses higher than the original. Again, LSTM-MoT has correctly scored most of the MODGRAMMAR and MODSHUFFLE lower than MODLEXICON (Figure 10), which is how we expect all models to infer these testcases.

**Results over MODIFY Adversaries**

	Model1 - LSTM-MoT			Model2 - EASE			Model3 - SKIPFLOW			Model4 - BERT			Model5 - MemoryNets		
$\mu_{neg}$	26.75	23.75	23.75	26.375	22.0	22.0	29.5	28.25	27.0	23.5	22.375	23.0	22.375	20.625	21.5
$\mu_{pos}$	6.375	6.125	6.0	8.625	11.125	10.625	9.0	8.625	8.75	14.5	14.625	14.5	30.125	30.0	29.75
$N_{pos}$	12.25	63.375	9.75	76.5	64.375	73.125	39.75	67.875	43.5	22.5	57.5	33.125	44.25	63.125	45.625

Mod1\_ModGrammar    Mod1\_ModLexicon    Mod1\_ModShuffleSent  
 Mod2\_ModGrammar    Mod2\_ModLexicon    Mod2\_ModShuffleSent  
 Mod3\_ModGrammar    Mod3\_ModLexicon    Mod3\_ModShuffleSent  
 Mod4\_ModGrammar    Mod4\_ModLexicon    Mod4\_ModShuffleSent  
 Mod5\_ModGrammar    Mod5\_ModLexicon    Mod5\_ModShuffleSent

Fig. 10. Results over MODIFY Adversaries. MOD1, MOD2, MOD3, MOD4, MOD5 refers to respective Model number.

**3.2.4 GENERATE Adversaries.** Another category of test case BABELGEN where we generate incoherent and meaningless responses. Ideally, this should have been scored a zero but as demonstrated in Table 5, we notice that almost all the models score these generated essays at least 60% of the prompt scoring range. This strongly suggests that models were looking for obscure keywords with complex sentence formation. We can also infer that the relevance of the responses with respect to the question is missing. Since the responses are generated using key words, they contain sentences with respect to those key words, but fail to answer the question targeted.

M/P	1	2	3	4	5	6	7	8
Range	2-12	1-6	0-3	0-3	0-4	0-4	0-30	0-60
1	7.1	2.5	1.7	1.1	2.2	1.2	13.8	33.9
2	10	4.4	2	2	3	1.2	19.1	43.1
3	6	2	1.1	0.9	1.3	1.3	12.1	21.9
4	8.4	4	3	3	4	3.9	18.4	40.1
5	10.8	5.6	2.8	2.9	3.8	3.8	26.2	53

Table 5. Scores for BABELGEN over all the prompts and models. Ideally, all of the Babel generated essays should have been scored a zero. Legend : M: Model (y-axis), P: Prompt (x-axis), Model Types: 1: LSTM-MoT, 2: EASE, 3: SKIPFLOW, 4: Memory-Nets, 5: BERT.



### 3.3 Human Annotation Survey

We conducted a social survey with 200 participants to understand and compare how humans score our tests compared to the automatic essay scoring systems. Figure 11 show a few screenshots from our survey website. To create our survey forms, we chose test cases based on the following three conditions: 1) where  $N < N_{neg}$ , 2) where  $\mu_{pos} > 10\%$ , 3) where a T-test rejects the hypothesis that the adversarial and original scores are the same distribution and 4) . The motivation behind setting these three conditions was that we wanted to choose those test-cases where the model should be most confident in scoring adversarial response as negative and unfavorable. Once annotated by humans, we show that these systems, we compare the differences in these scores. We observe the AES systems lack the ability to *adequately* penalize scores by either marking the perturbations as better than the original ( $N > N_{neg}$ ) or not detecting any significant difference. Both are wrong presumptions by the model.

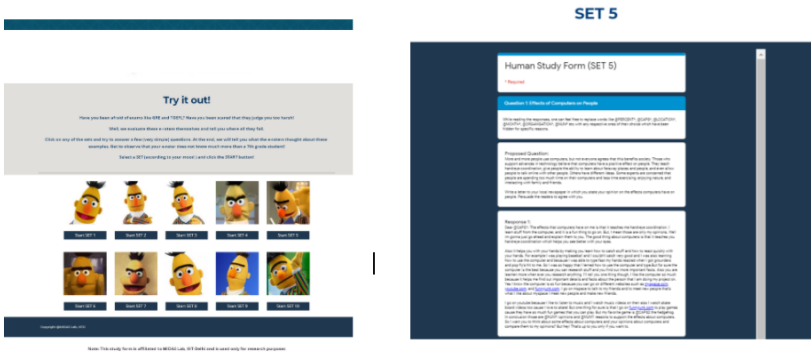


Fig. 11. Glimpses from our human survey website.

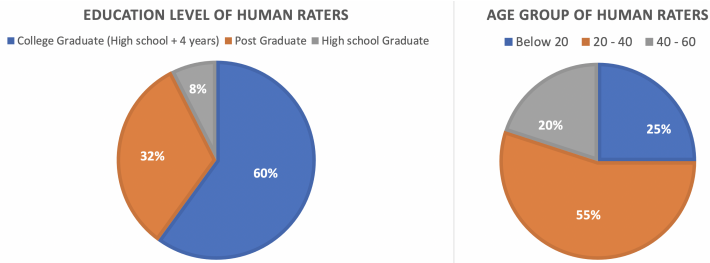


Fig. 12. Estimate of the education level and age group of 200 human raters who participated in the survey.

Table 6 depicts the results of our human annotations. We divide the annotators into two groups. We show them the original response and its corresponding score for the first group and then ask the annotators to score the adversarial response accordingly. For the second group, we ask them to score both the original and adversarial responses. If any of the annotators felt that both the responses' scores should not be the same, we ask them to list supporting reasons. For uniformity in responses, we derive a set of scoring rubrics, mentioned in our dataset and ask them to choose the most suitable keywords. As observed from Table 6, the percentage of people who scored adversarial responses **lower** than original responses is significantly higher for all selected test-cases. The

main reasons for scoring adversarial responses lower by annotators are *Relevance, Organization, Readability, etc.* It can be observed that the percentage lowering in score was on an average of 30%.

#	Perturbation	Score ↓ %	% People ↓	% People ↑	Common Reasons of ↓	Common Reasons of ↑
1	SHUFFLE	24.2	68.6	14.5	Transitions, Organization, Relevance	None
2	MODGRAMMAR	39.5	91.3	6.2	Grammar, Conventions, Readability	None
3	ADDWIKIRELATED	38.2	87.2	11.3	Readability, Relevance, Conventions	Transitions
4	REPEATSENT	15.6	71.6	13.6	Organization, Relevance, Repetition	Clarity
5	ADDLIES	23.9	79.9	10.6	Relevance, Organization	Conventions
6	ADDTRUTH	29.2	88.6	8.6	Relevance, Readability	Organization
7	ADDSONG	32.8	91.8	3.2	Relevance, Organization, Grammar	Both equal
8	DEL RAND	38.2	87.2	11.3	Transitions, Organization	Same, More appropriate

Table 6. Human Annotation Survey Results. (↓ represents a decrease and ↑ represents an increase. Therefore, ‘% People ↓’ denotes the percentage of people who scored the adversarial response worse than the original response and ‘Score ↓ %’ corresponds to the average percentage amount the new score dropped from the original score of the response.)

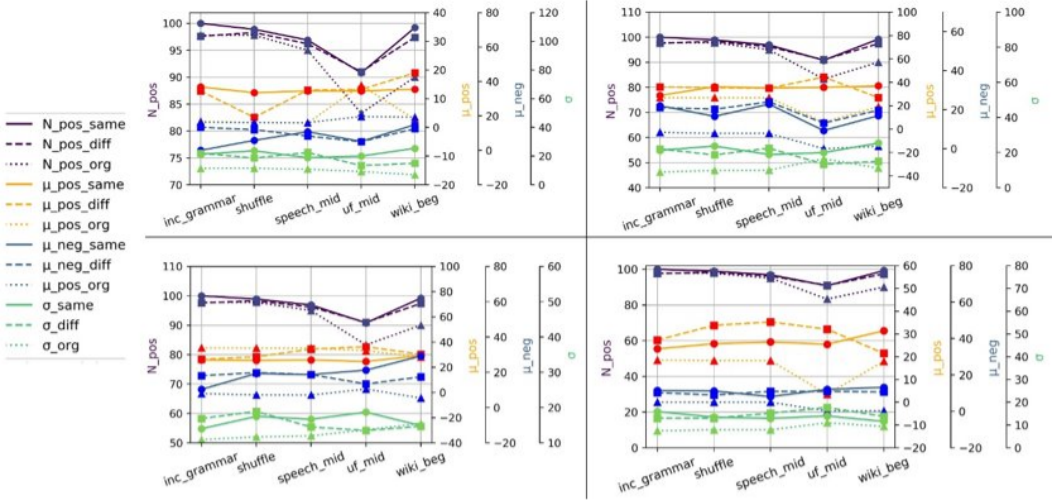


Fig. 13. Results of adversarial training for Prompts 2,3,5,7 in clockwise order. The x-axis shows chosen test-cases and y-axis shows 4 metrics:  $\{\mu_{pos}, \mu_{neg}, N_{pos}, \sigma\}$ . Representations: the solid lines denoted by  $metric_{same}$ : Value of  $metric$  with adversarial training done over the data generated by the same test case, the dashed lines denoted by  $metric_{diff}$ : Value of  $metric$  with adversarial training done over the data generated by a different test case, the dotted lines denoted by  $metric_{original}$ : Value of  $metric$  with no adversarial training done.

### 3.4 Adversarial Training

Finally, we performed an experiment by training on the adversarial samples generated by our framework to see if the models can pick up some inherent “pattern” of the adversarial samples. Since there is a multitude of adversarial test cases category, we narrowed a subcategory of five test cases from those shown for the human annotations. They were selected such that on an average, these test cases had maximum deviation between human annotated scores and machine scores. The train data consisted of an equal number of original samples and adversarial samples. The target scores of adversarial samples were set as the original score minus the mean difference of scores between original and human-annotated scores. For example, according to the human annotation

study, for the MODGRAMMAR case, the mean difference was 2 points below the original score, so all the samples were scored as original scores minus 2 points in the simulated training data. The simulated training data was then appended with original and shuffled. The testing was conducted with the respective adversarial test-case as well as the others. The results for the same is shown in Figure 13. It is evident that the adversarial training improves the scores marginally for all four metrics, as shown by the solid lines being higher than the dotted lines. However, a slightly visible improvement in scores is inapparent. The  $N_{pos}$  increases for adversarial training, highest for the respective test-case. Similar trend is observed for  $\mu_{neg}$  metric. For  $\mu_{pos}$ , the adversarial training reduces this score for respective testcase, as compared to non-adversarial testing.

#### 4 CONCLUSION AND FUTURE WORK

Through our experiments, we conclude that current AES systems built mainly with feature extraction techniques and deep neural networks based algorithms fail to recognize the presence of common-sense adversaries in student essays and responses. As these common adversaries are popular among students for ‘bluffing’ during examinations, it is vital for Automated Scoring system developers to think beyond the accuracies of their systems and pay attention to complete robustness so that these systems are not vulnerable to any form of adversarial attack. The future scope of this work includes designing more efficient AES systems using the metrics proposed, combining the metrics to provide a more holistic criteria for analysis and improving the evaluation suite with emphasis to the type of exam and level of education of the students.

#### REFERENCES

- [1] ASAP-AES. 2012. The Hewlett Foundation: Automated Essay Scoring Develop an automated scoring algorithm for student-written essays. <https://www.kaggle.com/c/asap-aes/>.
- [2] Yigal Attali and Jill Burstein. 2004. Automated essay scoring with e-rater® v. 2.0. *ETS Research Report Series 2004*, 2 (2004), i–21.
- [3] Harsh Bansal. 2020. Song Lyrics Data. <https://www.kaggle.com/hiesenberg/song-lyrics-data>.
- [4] Regina Barzilay and Mirella Lapata. 2008. Modeling local coherence: An entity-based approach. *Computational Linguistics* 34, 1 (2008), 1–34.
- [5] Isaac I Bejar, Robert J Mislevy, and Mo Zhang. 2017. Automated scoring with validity in mind. *The wiley handbook of cognition and assessment: Frameworks, Methodologies, and applications* (2017), 226–246.
- [6] J Bryant, C Heitz, S Sanghvi, and D Wagle. 2020. How artificial intelligence will impact K-12 teachers. *Retrieved May 12* (2020), 2020.
- [7] Jill Burstein, Martin Chodorow, and Claudia Leacock. 2004. Automated essay evaluation: The Criterion online writing service. *Ai magazine* 25, 3 (2004), 27–27.
- [8] Lei Chen, Jidong Tao, Shabnam Ghaffarzadegan, and Yao Qian. 2018. End-to-end neural network based automated speech scoring. In *2018 IEEE International Conference on Acoustics, Speech and Signal Processing (ICASSP)*. IEEE, 6234–6238.
- [9] Sara Cushing Weigle. 2010. Validation of automated scores of TOEFL iBT tasks against non-test indicators of writing ability. *Language Testing* 27, 3 (2010), 335–353.
- [10] Jacob Devlin, Ming-Wei Chang, Kenton Lee, and Kristina Toutanova. 2018. Bert: Pre-training of deep bidirectional transformers for language understanding. *arXiv preprint arXiv:1810.04805* (2018).
- [11] The Indian Education Diary. 2020. The Open University Of China Awarded UNESCO Prize For Its Use Of AI To Empower Rural Learners. <https://indiaeducationdiary.in/the-open-university-of-china-awarded-unesco-prize-for-its-use-of-ai-to-empower-rural-learners/>.
- [12] Yuning Ding, Brian Riordan, Andrea Horbach, Aoife Cahill, and Torsten Zesch. 2020. Don’t take “nswvtvkvagxpm” for an answer—The surprising vulnerability of automatic content scoring systems to adversarial input. In *Proceedings of the 28th International Conference on Computational Linguistics*. 882–892.
- [13] Edx EASE. 2013. EASE (Enhanced AI Scoring Engine) is a library that allows for machine learning based classification of textual content. This is useful for tasks such as scoring student essays. <https://github.com/edx/ease>.
- [14] ETS. [n.d.]. Automated Scoring. What it is and why it’s a big deal. <https://news.ets.org/stories/automated-scoring/>.
- [15] Todd Feathers. 2019. Flawed Algorithms Are Grading Millions of Students’ Essays. <https://www.vice.com/en/article/pa7dj9/flawed-algorithms-are-grading-millions-of-students-essays>.

- [16] FiveThirtyEight. 2019. FiveThirtyEight Hip Hop Candidate Lyrics Dataset. <https://bit.ly/3014kPK>.
- [17] Peter W Foltz, Lynn A Streeter, Karen E Lochbaum, and Thomas K Landauer. 2013. Implementation and applications of the Intelligent Essay Assessor. *Handbook of automated essay evaluation* (2013), 68–88.
- [18] Peter Greene. 2018. Automated essay scoring remains an empty dream. Retrieved from *Forbes*: <https://www.forbes.com/sites/petergreene/2018/07/02/automated-essay-scoring-remains-an-empty-dream> (2018).
- [19] Dan Gusfield. 1997. *Algorithms on Strings, Trees and Sequences*. Cambridge University Press, Cambridge, UK.
- [20] Derrick Higgins and Michael Heilman. 2014. Managing what we can measure: Quantifying the susceptibility of automated scoring systems to gaming behavior. *Educational Measurement: Issues and Practice* 33, 3 (2014), 36–46.
- [21] Sungho Jeon and Michael Strube. 2020. Centering-based Neural Coherence Modeling with Hierarchical Discourse Segments. In *Proceedings of the 2020 Conference on Empirical Methods in Natural Language Processing (EMNLP)*. Association for Computational Linguistics, Online, 7458–7472. <https://doi.org/10.18653/v1/2020.emnlp-main.604>
- [22] Zixuan Ke, Winston Carlile, Nishant Gurrapadi, and Vincent Ng. 2018. Learning to Give Feedback: Modeling Attributes Affecting Argument Persuasiveness in Student Essays.. In *IJCAI*. 4130–4136.
- [23] Zixuan Ke and Vincent Ng. 2019. Automated Essay Scoring: A Survey of the State of the Art.. In *IJCAI*. 6300–6308.
- [24] Yaman Kumar, Swati Aggarwal, Debanjan Mahata, Rajiv Ratn Shah, Ponnurangam Kumaraguru, and Roger Zimmermann. 2019. Get IT Scored Using AutoSAS—An Automated System for Scoring Short Answers. In *Proceedings of the AAAI Conference on Artificial Intelligence*, Vol. 33. 9662–9669.
- [25] Jiawei Liu, Yang Xu, and Yaguang Zhu. 2019. Automated essay scoring based on two-stage learning. *arXiv preprint arXiv:1901.07744* (2019).
- [26] Karen E Lochbaum, Mark Rosenstein, Peter Foltz, Marcia A Derr, et al. 2013. Detection of gaming in automated scoring of essays with the IEA. In *National Council on Measurement in Education Conference (NCME), San Francisco, CA*.
- [27] James Martin. 1983. *Managing the data base environment*. Prentice Hall PTR.
- [28] Sandeep Mathias and Pushpak Bhattacharyya. 2018. ASAP++: Enriching the ASAP Automated Essay Grading Dataset with Essay Attribute Scores. In *Proceedings of the Eleventh International Conference on Language Resources and Evaluation (LREC 2018)*. European Language Resources Association (ELRA), Miyazaki, Japan. <https://www.aclweb.org/anthology/L18-1187>
- [29] Mid-Day. 2017. What?! Students Write Song Lyrics And Abuses In Exam Answer Sheet. <https://www.mid-day.com/articles/national-news-west-bengal-students-write-film-song-lyrics-abuses-in-exam-answer-sheet/18210196>.
- [30] George A Miller. 1995. WordNet: a lexical database for English. *Commun. ACM* 38, 11 (1995), 39–41.
- [31] Anderson Neisse. 2019. Song lyrics from 6 musical genres. <https://www.kaggle.com/neisse/scrapped-lyrics-from-6-genres/>.
- [32] Dong Nguyen. 2018. Comparing Automatic and Human Evaluation of Local Explanations for Text Classification. In *Proceedings of the 2018 Conference of the North American Chapter of the Association for Computational Linguistics: Human Language Technologies, Volume 1 (Long Papers)*. Association for Computational Linguistics, New Orleans, Louisiana, 1069–1078. <https://doi.org/10.18653/v1/N18-1097>
- [33] Fred Obrecht. 1999. *Minimum essentials of English*. Barron’s Educational Series.
- [34] Patrick O’Donnell. 2020. Computers are now grading essays on Ohio’s state tests. [https://www.cleveland.com/metro/2018/03/computers\\_are\\_now\\_grading\\_essays\\_on\\_ohios\\_state\\_tests\\_your\\_ch.html](https://www.cleveland.com/metro/2018/03/computers_are_now_grading_essays_on_ohios_state_tests_your_ch.html).
- [35] Swapnil Parekh, Yaman Kumar Singla, Changyou Chen, Junyi Jessy Li, and Rajiv Ratn Shah. 2020. My Teacher Thinks The World Is Flat! Interpreting Automatic Essay Scoring Mechanism. *arXiv preprint arXiv:2012.13872* (2020).
- [36] PEG. 2017. The Engine Driving Automated Essay Scoring. <https://utahcompose.com/sites/default/files/peg-Info-report.pdf>.
- [37] Les Perelman. 2014. When “the state of the art” is counting words. *Assessing Writing* 21 (2014), 104–111.
- [38] Les Perelman, Louis Sobel, Milo Beckman, and Damien Jiang. 2014. Basic Automatic B.S. Essay Language Generator (BABEL). <https://babel-generator.herokuapp.com/>.
- [39] Les Perelman, Louis Sobel, Milo Beckman, and Damien Jiang. 2014. Basic Automatic B.S. Essay Language Generator (BABEL) by Les Perelman, Ph.D. <http://lesperelman.com/writing-assessment- robo-grading/babel-generator/>.
- [40] Donald E Powers, Jill C Burstein, Martin Chodorow, Mary E Fowles, and Karen Kukich. 2001. Stumping E-Rater: Challenging the validity of automated essay scoring. *ETS Research Report Series* 2001, 1 (2001), i–44.
- [41] PromptCloud. 2018. Taylor Swift Song Lyrics from all the albums. <https://bit.ly/39a4GN0>.
- [42] RakanNimer. 2017. Billboard 1964-2015 Songs + Lyrics. <https://www.kaggle.com/rakannimer/billboard-lyrics/discussion/142574>.
- [43] Nathanael Reinertsen et al. 2018. Why can’t it mark this one?: A qualitative analysis of student writing rejected by an automated essay scoring system. *English in Australia* 53, 1 (2018), 52.
- [44] Matthew T Schultz. 2013. *The intellimetric automated essay scoring engine-a review and an application to chinese essay scoring*. New York: Routledge.

- [45] Mark D Shermis and Ben Hamner. 2012. Contrasting state-of-the-art automated scoring of essays: Analysis. In *Annual national council on measurement in education meeting*. 14–16.
- [46] Tovia Smith. 2018. More states opting to ‘robo-grade’ student essays by computer. Retrieved from NPR: <https://www.npr.org/2018/06/30/624373367/more-states-opting-to-robo-grade-student-essays-by-computer> (2018).
- [47] Statista. 2017. Average number of students per teacher in India from 2013 to 2017, by school type. <https://www.statista.com/statistics/603889/pupil-teacher-ratio-in-india-by-school-type/#:~:text=In%202017%2C%20India%20had%20about,24%20students%20for%20each%20teacher.>
- [48] Valerie Strauss. 2014. Is MIT researcher being censored by Educational Testing Service?. <https://wapo.st/3jiIpt>.
- [49] Jana Zuheir Sukkarieh and John Blackmore. 2009. C-rater: Automatic content scoring for short constructed responses. In *Twenty-Second International FLAIRS Conference*.
- [50] Christian Szegedy, Wojciech Zaremba, Ilya Sutskever, Joan Bruna, Dumitru Erhan, Ian Goodfellow, and Rob Fergus. 2013. Intriguing properties of neural networks. *arXiv preprint arXiv:1312.6199* (2013).
- [51] Kaveh Taghipour and Hwee Tou Ng. 2016. A neural approach to automated essay scoring. In *Proceedings of the 2016 conference on empirical methods in natural language processing*. 1882–1891.
- [52] Jinlan Tang and Changhua Sun Rich. 2017. Automated writing evaluation in an EFL setting: Lessons from China. *JALT CALL Journal* 13, 2 (2017), 117–146.
- [53] Yi Tay, Minh C Phan, Luu Anh Tuan, and Siu Cheung Hui. 2018. SkipFlow: Incorporating neural coherence features for end-to-end automatic text scoring. In *Thirty-Second AAAI Conference on Artificial Intelligence*.
- [54] VCE Study Tips. 2012. How to Embed Quotes in your Essay Like a Boss. <https://www.vcestudyguides.com/blog/how-to-embed-quotes-in-your-essay-like-a-boss>.
- [55] Eric Wallace, Shi Feng, Nikhil Kandpal, Matt Gardner, and Sameer Singh. 2019. Universal adversarial triggers for attacking and analyzing NLP. *arXiv preprint arXiv:1908.07125* (2019).
- [56] Luke Ward. 2020. 1000 Random & Interesting Facts About Literally Everything. <https://www.thefactsite.com/1000-interesting-facts/>.
- [57] Patti West-Smith, Stephanie Butler, and Elijah Mayfield. 2018. Trustworthy Automated Essay Scoring without Explicit Construct Validity. In *2018 AAAI Spring Symposium Series*.
- [58] Peng Xu, Hamidreza Saghir, Jin Sung Kang, Teng Long, Avishek Joey Bose, Yanshuai Cao, and Jackie Chi Kit Cheung. 2019. A cross-domain transferable neural coherence model. *arXiv preprint arXiv:1905.11912* (2019).
- [59] Duanli Yan, André A Rupp, and Peter W Foltz. 2020. *Handbook of automated scoring: Theory into practice*. CRC Press.
- [60] Shanliang Yang, Qi Sun, Huyong Zhou, Zhengjie Gong, Yangzhi Zhou, and Junhong Huang. 2018. A topic detection method based on KeyGraph and community partition. In *Proceedings of the 2018 International Conference on Computing and Artificial Intelligence*. 30–34.
- [61] Su-Youn Yoon, Aoife Cahill, Anastassia Loukina, Klaus Zechner, Brian Riordan, and Nitin Madnani. 2018. Atypical Inputs in educational applications. In *Proceedings of the 2018 Conference of the North American Chapter of the Association for Computational Linguistics: Human Language Technologies, Volume 3 (Industry Papers)*. 60–67.
- [62] Wei Emma Zhang, Quan Z Sheng, Ahoud Alhazmi, and Chenliang Li. 2020. Adversarial attacks on deep-learning models in natural language processing: A survey. *ACM Transactions on Intelligent Systems and Technology (TIST)* 11, 3 (2020), 1–41.
- [63] Siyuan Zhao, Yaqiong Zhang, Xiaolu Xiong, Anthony Botelho, and Neil Heffernan. 2017. A memory-augmented neural model for automated grading. In *Proceedings of the Fourth (2017) ACM Conference on Learning@ Scale*. 189–192.