

An Empirical Study on Robustness to Spurious Correlations using Pre-trained Language Models

Lifu Tu¹ * Garima Lalwani² Spandana Gella² He He³ *

¹Toyota Technological Institute at Chicago, ²Amazon AI, ³New York University
lifu@ttic.edu, {glalwani, sgella}@amazon.com, hehe@cs.nyu.edu

Abstract

Recent work has shown that pre-trained language models such as BERT improve robustness to spurious correlations in the dataset. Intrigued by these results, we find that the key to their success is generalization from a small amount of counterexamples where the spurious correlations do not hold. When such minority examples are scarce, pre-trained models perform as poorly as models trained from scratch. In the case of extreme minority, we propose to use multi-task learning (MTL) to improve generalization. Our experiments on natural language inference and paraphrase identification show that MTL with the right auxiliary tasks significantly improves performance on challenging examples without hurting the in-distribution performance. Further, we show that the gain from MTL mainly comes from improved generalization from the minority examples. Our results highlight the importance of data diversity for overcoming spurious correlations.¹

1 Introduction

A key challenge in building robust NLP models is the gap between limited linguistic variations in the training data and the diversity in real-world languages. Thus models trained on a specific dataset are likely to rely on *spurious correlations*: prediction rules that work for the majority examples but do not hold in general. For example, in natural language inference (NLI) tasks, previous work has found that models learned on notable benchmarks achieve high accuracy by associating high word overlap between the premise and the hypothesis with entailment (Dasgupta et al., 2018; McCoy et al., 2019). Consequently, these models perform

poorly on the so-called *challenging* or *adversarial datasets* where such correlations no longer hold (Glockner et al., 2018; McCoy et al., 2019; Nie et al., 2019; Zhang et al., 2019). This issue has also been referred to as annotation artifacts (Gururangan et al., 2018), dataset bias (He et al., 2019; Clark et al., 2019), and group shift (Oren et al., 2019; Sagawa et al., 2020) in the literature.

Most current methods rely on prior knowledge of spurious correlations in the dataset and tend to suffer from a trade-off between *in-distribution accuracy* on the independent and identically distributed (i.i.d.) test set and *robust accuracy*² on the challenging dataset. Nevertheless, recent empirical results have suggested that self-supervised pre-training improves robust accuracy, while not using any task-specific knowledge nor incurring in-distribution accuracy drop (Hendrycks et al., 2019, 2020).

In this paper, we aim to investigate how and when pre-trained language models such as BERT improve performance on challenging datasets. Our key finding is that pre-trained models are more robust to spurious correlations because they can generalize from a minority of training examples that *counter* the spurious pattern, e.g., non-entailment examples with high premise-hypothesis word overlap. Specifically, removing these counterexamples from the training set significantly hurts their performance on the challenging datasets. In addition, larger model size, more pre-training data, and longer fine-tuning further improve robust accuracy. Nevertheless, pre-trained models still suffer from spurious correlations when there are too few counterexamples. In the case of extreme minority, we empirically show that multi-task learning (MTL) improves robust accuracy by improving generalization from the minority examples, even though previous work has suggested that MTL has limited

* Most work was done during first author’s internship and last author’s work at Amazon AI.

¹Code is available at <https://github.com/lifu-tu/Study-NLP-Robustness>

²We use the term “robust accuracy” from now on to refer to the accuracy on challenging datasets.

	Dataset	Size	Heuristic	Input	Label
Natural language inference					
Train	MNLI	393k	high word overlap ⇒ entailment	P: The doctor mentioned the manager who ran. H: The doctor mentioned the manager.	entailment
Test	HANS	30k	high word overlap ≠ entailment	P: The actors who advised the manager saw the tourists. H: The manager saw the tourists.	non-entailment
Paraphrase Identification					
Train	QQP	364k	same bag-of-words ⇒ paraphrase	S ₁ : Bangkok vs Shanghai ? S ₂ : Shanghai vs Bangkok ?	paraphrase
Test	PAWS _{QQP}	677	same bag-of-words ≠ paraphrase	S ₁ : Are all dogs smart or can some be dumb ? S ₂ : Are all dogs dumb or can some be smart ?	non-paraphrase

Table 1: Representative examples from the training datasets (MNLI and QQP) and the challenging/test datasets (HANS and PAWS_{QQP}). Overlapping text spans are highlighted for NLI examples and swapped words are highlighted for paraphrase identification examples. The word overlap-based heuristic that works for typical training examples fails on the test data.

advantage in i.i.d. settings (Søgaard and Goldberg, 2016; Hashimoto et al., 2017).

This work sheds light on the effectiveness of pre-training on robustness to spurious correlations. Our results highlight the importance of data diversity (even if the variations are imbalanced). The improvement from MTL also suggests that traditional techniques that improve generalization in the i.i.d. setting can also improve out-of-distribution generalization through the minority examples.

2 Challenging Datasets

In a typical supervised learning setting, we test the model on held-out examples drawn from the same distribution as the training data, i.e. the in-distribution or i.i.d. test set. To evaluate if the model latches onto known spurious correlations, challenging examples are drawn from a different distribution where such correlations do not hold. In practice, these examples are usually adapted from the in-distribution examples to counter known spurious correlations on notable benchmarks. Poor performance on the challenging dataset is considered an indicator of a problematic model that relies on spurious correlations between inputs and labels. Our goal is to develop robust models that have good performance on both the i.i.d. test set and the challenging test set.

2.1 Datasets

We focus on two natural language understanding tasks, NLI and paraphrase identification (PI). Both have large-scale benchmarking datasets with around 400k examples. While recent models have

achieved near-human performance on these benchmarks,³ the challenging datasets exploiting spurious correlations bring down the performance of state-of-the-art models below random guessing. We summarize the datasets used for our analysis in Table 1.

NLI. Given a premise sentence and a hypothesis sentence, the task is to predict whether the hypothesis is entailed by, neutral with, or contradicts the premise. MultiNLI (MNLI) (Williams et al., 2017) is the most widely used benchmark for NLI, and it is also the most thoroughly studied in terms of spurious correlations. It was collected using the same crowdsourcing protocol as its predecessor SNLI (Bowman et al., 2015) but covers more domains. Recently, McCoy et al. (2019) exploit high word overlap between the premise and the hypothesis for entailment examples to construct a challenging dataset called HANS. They use syntactic rules to generate non-entailment (neutral or contradicting) examples with high premise-hypothesis overlap. The dataset is further split into three categories depending on the rules used: lexical overlap, subsequence, and constituent.

PI. Given two sentences, the task is to predict whether they are paraphrases or not. On Quora Question Pairs (QQP) (Iyer et al., 2017), one of the largest PI dataset, Zhang et al. (2019) show that very few non-paraphrase pairs have high word overlap. They then created a challenging dataset called PAWS that contains sentence pairs with high word

³See the leaderboard at <https://gluebenchmark.com>.

Model	<i>Trained on MNL</i>		<i>Trained on QQP</i>	
	In-distribution MNLI-m	Challenging HANS	In-distribution QQP	Challenging PAWS_{QQP}
<i>Non pre-trained baselines</i>				
BERT _{scratch}	67.9 (0.5)	49.9 (0.2)	83.0 (0.7)	40.6 (1.9)
ESIM	78.1 ^a	49.1 ^a	85.3 ^b	38.9 ^b
<i>pre-trained models</i>				
BERT _{BASE} (prior)	84.0 ^c	53.8 ^c	90.5 ^d	33.5 ^d
BERT _{BASE} (ours)	84.5 (0.1)	62.5 (3.4)	90.8 (0.3)	36.1 (0.8)
BERT _{LARGE}	86.2 (0.2)	71.4 (0.6)	91.3 (0.3)	40.1 (1.8)
RoBERTa _{BASE}	87.4 (0.2)	74.1 (0.9)	91.5 (0.2)	42.6 (1.9)
RoBERTa _{LARGE}	89.1 (0.1)	77.1 (1.6)	89.0 (3.1)	39.5 (4.8)

Table 2: Accuracies (with standard deviation) on the in-distribution datasets, MNLI-matched (MNLI-m) and QQP dev sets, as well as the challenging datasets, HANS and PAWS_{QQP}. Pre-trained transformers improve accuracies on both the in-distribution and challenging datasets over non pre-trained models, except on PAWS_{QQP}. Our models fine-tuned for more epochs further improve prior results on the challenging data. Results taken from prior work: ^a He et al. (2019), ^b Zhang et al. (2019), ^c McCoy et al. (2019), ^d Zhang et al. (2019).

overlap but different meanings through word swapping and back-translation. In addition to PAWS_{QQP} which is created from sentences in QQP, they also released PAWS_{Wiki} created from Wikipedia sentences.

3 Pre-training Improve Robust Accuracy

Recent results have shown that pre-trained models appear to improve performance on challenging examples over models trained from scratch (Yaghoobzadeh et al., 2019; He et al., 2019; Kaushik et al., 2020). In this section, we confirm this observation by thorough experiments on different pre-trained models and motivate our inquiries.

Models. We compare pre-trained models of different sizes and using different amounts of pre-training data. Specifically, we use the BERT_{BASE} (110M parameters) and BERT_{LARGE} (340M parameters) models implemented in GluonNLP (Guo et al., 2020) pre-trained on 16GB of text (Devlin et al., 2019).⁴ To investigate the effect of size of the pre-training data, we also experiment with the RoBERTa_{BASE} and RoBERTa_{LARGE} models (Liu et al., 2019d),⁵ which have the same architecture as

⁴ The book_corpus_wiki_en_uncased model from https://gluon-nlp.mxnet.io/model_zoo/bert/index.html.

⁵ The openwebtext_ccnews_stories_books_cased model from <https://gluon-nlp.mxnet.io/>

BERT but were trained on ten times as much text (about 160GB). To ablate the effect of pre-training, we also include a BERT_{BASE} model with random initialization, BERT_{scratch}.

Fine-tuning. We fine-tuned all models for 20 epochs and selected the best model based on the in-distribution dev set. We used the Adam optimizer with a learning rate of 2e-5, L2 weight decay of 0.01, batch sizes of 32 and 16 for base and large models respectively. Weights of BERT_{scratch} and the last layer (classifier) of pre-trained models are initialized from a normal distribution with zero mean and 0.02 variance. All experiments are run with 5 random seeds and the average values are reported.

Observations and inquiries. In Table 2, we show results for NLI and PI respectively. As expected, they improve performance on in-distribution test sets significantly.⁶ On the challenging datasets, we make two key observations.

First, while pre-trained models improve the performance on challenging datasets, the improvement is not consistent across datasets. Specifically, the improvement on PAWS_{QQP} are less promising than

model_zoo/bert/index.html.

⁶ The lower performance of RoBERTa_{LARGE} compared to RoBERTa_{BASE} is partly due to its high variance in our experiments.

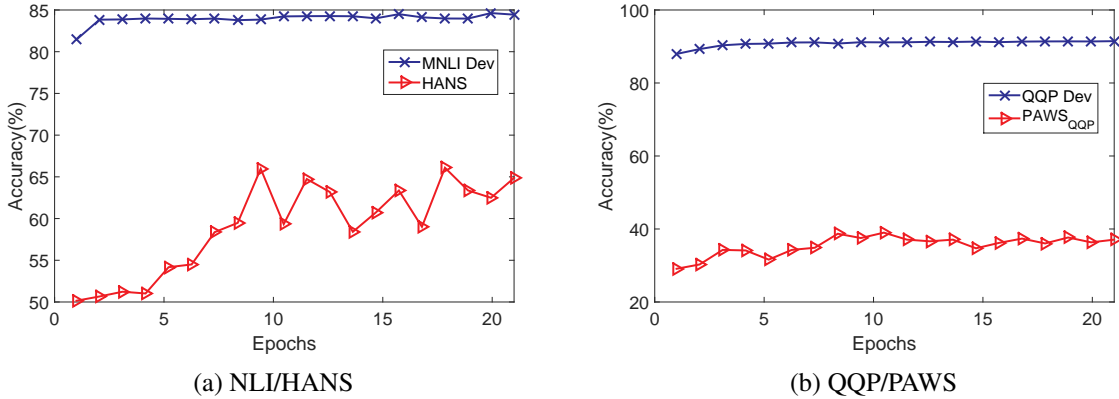


Figure 1: Accuracy on the in-distribution data (MNLI dev and QQP dev) and the challenging data (HANS and PAWS_{QQP}) after each fine-tuning epoch using BERT_{BASE}. The performance plateaus on the in-distribution data quickly around epoch 3, however, accuracy on the challenging data keeps increasing.

HANS. While larger models (large vs. base) and more training data (RoBERTa vs. BERT) yield a further improvement of 5 to 10 accuracy points on HANS, the improvement on PAWS_{QQP} is marginal.

Second, even though three to four epochs of fine-tuning is typically sufficient for in-distribution data, we observe that longer fine-tuning improves results on challenging examples significantly (see BERT_{BASE} ours vs. prior in Table 2). As shown in Figure 1, while the accuracy on MNLI and QQP dev sets saturate after three epochs, the performance on the corresponding challenging datasets keeps increasing until around the tenth epoch, with more than 30% improvement.

The above observations motivate us to ask the following questions:

1. How do pre-trained models generalize to out-of-distribution data?
2. When do they generalize well given the inconsistent improvements?
3. What role does longer fine-tuning play?

We provide empirical answers to these questions in the next section and show that the answers are all related to a small amount of counterexamples in the training data.

4 Generalization from Minority Examples

4.1 Pre-training Improves Robustness to Data Imbalance

One common impression is that the diversity in large amounts of pre-training data allows pretrained

models to generalize better to out-of-distribution data. Here we show that while pre-training improves generalization, they do not enable *extrapolation* to unseen patterns. Instead, they generalize better from minority patterns in the training set.

Importantly, we notice that examples in HANS and PAWS are not completely uncovered by the training data, but belong to the minority groups.⁷ For example, in MNLI, there are 727 HANS-like non-entailment examples where all words in the hypothesis also occur in the premise; in QQP, there are 247 PAWS-like non-paraphrase examples where the two sentences have the same bag of words. We refer to these examples that counter the spurious correlations as *minority examples*. We hypothesize that pre-trained models are more robust to group imbalance, thus generalizing well from the minority groups.

To verify our hypothesis, we remove minority examples during training and observe its effect on robust accuracy. Specifically, for NLI we sort non-entailment (contradiction and neutral) examples in MNLI by their premise-hypothesis overlap, which is defined as the percentage of hypothesis words that also appear in the premise. We then remove increasing amounts of these examples in the sorted order.

As shown in Figure 2, all models have significantly worse accuracy on HANS as more counterexamples are removed, while maintaining the original accuracy when the same amounts of random training examples are removed. With 6.4%

⁷ Following Sagawa et al. (2020), we loosely define *group* as a distribution of examples with similar patterns, e.g., high premise-hypothesis overlap and non-entailment.

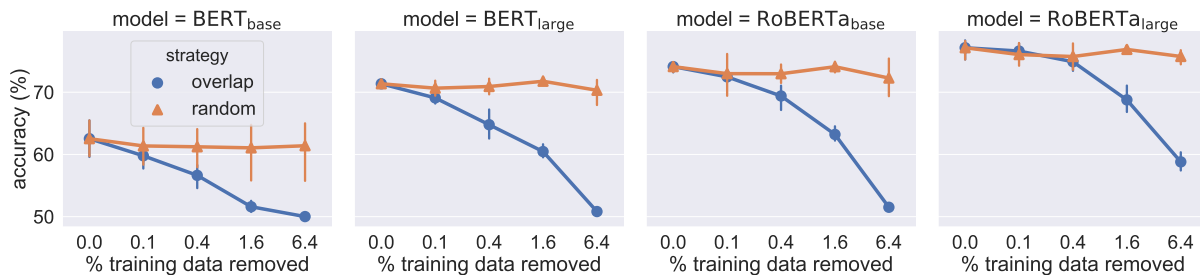


Figure 2: Accuracy on HANS when a small fraction of training data is removed. Removing non-entailment examples with high premise-hypothesis overlap significantly hurt performance compared to removing examples uniformly at random.

counterexamples removed, the performance of most pretrained models is near-random, as poor as non-pretrained models. Interestingly, larger models with more pre-training data (RoBERTa_{LARGE}) appear to be slightly more robust with increased level of imbalance.

Takeaway. These results reveal that pre-training improve robust accuracy by improving the i.i.d. accuracy on minority groups, highlighting the importance of increasing data diversity when creating benchmarks. Further, pre-trained models still suffer from spurious correlations when the minority examples are scarce. To enable extrapolation, we might need additional inductive bias (Nye et al., 2019) or new learning algorithms (Arjovsky et al., 2019).

4.2 Minority Patterns Require Varying Amounts of Training Data

Given that pre-trained models generalize better from minority examples, why do we not see similar improvement on PAWS_{QQP} even though QQP also contains counterexamples? Unlike HANS examples that are generated from a handful of templates, PAWS examples are generated by swapping words in a sentence followed by human inspection. They often require recognizing nuance syntactic differences between two sentences with a small edit distance. For example, compare “*What’s classy if you’re poor , but trashy if you’re rich?*” and “*What’s classy if you’re rich , but trashy if you’re poor?*”. Therefore, we posit that more samples are needed to reach good performance on PAWS-like examples.

To test the hypothesis, we plot learning curves by fine-tuning pre-trained models on the challenging datasets directly (Liu et al., 2019b). Specifically, we take 11,990 training examples from PAWS_{QQP},

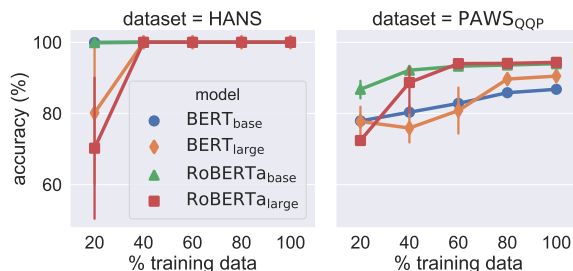


Figure 3: Learning curves of models trained on HANS and PAWS_{QQP}. Accuracy on PAWS_{QQP} increases slowly, whereas all models quickly reach 100% accuracy on HANS.

and randomly sample the same number of training examples from HANS,⁸ the rest is used as dev/test set for evaluation. In Figure 3, we see that all models reach 100% accuracy rapidly on HANS. However, on PAWS, accuracy increases slowly and the models struggle to reach around 90% accuracy even with the full training set. This suggests that the amount of minority examples in QQP might not be sufficient for reliably estimating the model parameters.

To have a qualitative understanding on why PAWS examples are difficult to learn, we compare sentence length and constituency parse tree height of examples in HANS and PAWS.⁹ We find that PAWS contains longer and syntactically more complex sentences, with an average length of 20.7 words and parse tree height of 11.4, compared to 9.2 and 7.5 on HANS. Figure 4 shows that the accuracy of BERT_{BASE} and RoBERTa_{BASE} on

⁸ HANS has more examples in total (30,000), therefore we sub-sample it to control for the data size.

⁹ We use the off-the-shelf constituency parser from Stanford CoreNLP (Manning et al., 2014). For each example, we compute the maximum length (number of words) and parse tree height of the two sentences.

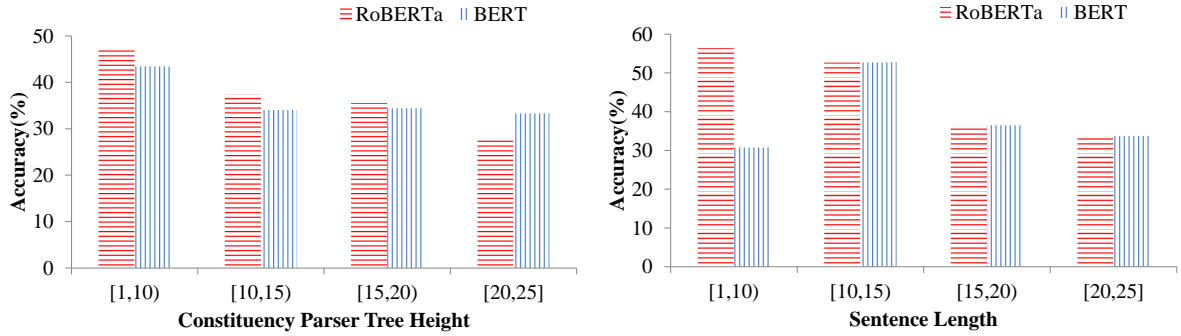


Figure 4: Accuracy of $BERT_{BASE}$ and $RoBERTa_{BASE}$ on $PAWS_{QQP}$ decreases with increasing sentence length and parse tree height.

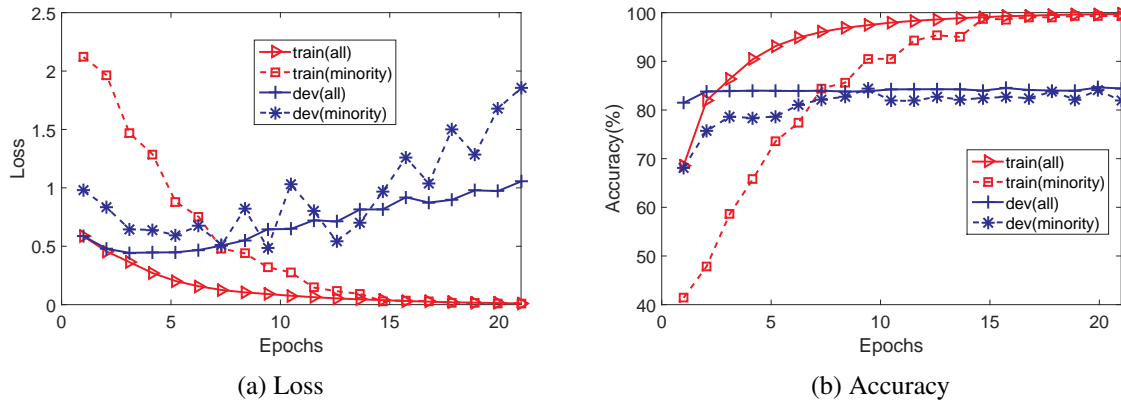


Figure 5: The average losses and accuracies of the examples in the training and dev set when fine-tuning $BERT_{BASE}$ on MNLI. We show plots for the whole training set and the minority examples separately. The minority examples are non-entailment examples with at least 80% premise-hypothesis overlap. Accuracy of minority examples takes longer to plateau.

$PAWS_{QQP}$ decreases as the example length and the parse tree height increase.

Takeaway. We have shown that the inconsistent improvement on different challenging datasets are resulted from the same mechanism: pre-trained models improve robust accuracy by generalizing from minority examples, however, perhaps unsurprisingly, different minority patterns may require varying amounts of training data. This also poses a potential challenge in using data augmentation to tackle spurious correlations.

4.3 Minority Examples Require Longer fine-tuning

In the previous section, we have shown in Figure 1 that longer fine-tuning improves accuracy on challenging examples, even though the in-distribution accuracy saturates pretty quickly. To understand the result from the perspective of minority examples, we compare the loss on all examples and the

minority examples during fine-tuning. Figure 5 shows the loss and accuracy at each epoch on all examples and HANS-like examples in MNLI separately.

First, we see that the training loss of minority examples decreases more slowly than the average loss, taking more than 15 epochs to reach near-zero loss. Second, the dev accuracy curves show that the accuracy of minority examples plateaus later, around epoch 10, whereas the average accuracy stops to increase around epoch 5. In addition, it appears that BERT does not overfit with additional fine-tuning based on the accuracy curves.¹⁰ Similarly, a concurrent work (Zhang et al., 2020) has found that longer fine-tuning improve few-sample performance.

¹⁰ We find that the average accuracy stays almost the same while the dev loss is increasing. Guo et al. (2017) had similar observations. One possible explanation is that the model prediction becomes less confident (hence larger log loss), but the argmax prediction is correct.

Takeaway. While longer fine-tuning does not help in-distribution accuracy, we find that it improves performance on the minority groups. This suggests that selecting models or early stopping based on the i.i.d. dev set performance is insufficient, and we need new model selection criteria for robustness.

5 Improve Generalization through Multi-task Learning

Our results on minority examples show that increasing the amount of counterexamples to spurious correlations helps to improve model robustness. Then, an obvious solution is data augmentation; in fact, both McCoy et al. (2019) and Zhang et al. (2019) show that adding a small amount of challenging examples to the training set significantly improves performance on HANS and PAWS. However, these methods often require task-specific knowledge on spurious correlations and heavy use of rules to generate the counterexamples. Instead of adding examples with specific patterns, we investigate the effect of aggregating generic data from various sources through multi-task learning (MTL). It has been shown that MTL reduces the sample complexity of individual tasks compared to single-task learning (Caruana, 1997; Baxter, 2000; Maurer et al., 2016), thus may further improve the generalization capability of pre-trained models, especially on the minority groups.

5.1 Multi-task Learning

We learn from datasets from different sources jointly, where one is the *target dataset* to be evaluated on, and the rest are *auxiliary datasets*. The target dataset and the auxiliary dataset can belong to either the same task, e.g., MNLI and SNLI, or different but related tasks, e.g., MNLI and QQP.

All datasets share the representation given by the pre-trained model, and we use separate linear classification layers for each dataset. The learning objective is a weighted sum of average losses on each dataset. We set the weight to be 1 for all datasets, equivalent to sampling examples from each dataset proportional to its size.¹¹ During training, we sample mini-batches from each dataset sequentially

¹¹ Prior work has shown that the mixing weights may impact the final results in MTL, especially when there is a risk of overfitting to low-resource tasks (Raffel et al., 2019). Given the relatively large dataset sizes in our experiments (Table 4), we did not see significant change in the results when varying the mixing weights.

and use the same optimization hyperparameters as in single-task fine-tuning (Section 3) except for smaller batch sizes due to memory constraints.¹²

Auxiliary datasets. We consider NLI and PI as related tasks since they both require understanding and comparing the meaning of two sentences. Therefore, we use both benchmark datasets and challenging datasets for NLI and PI as our auxiliary datasets. The hope is that benchmark data from related tasks helps transfer useful knowledge across tasks, thus improving generalization on minority examples, and the challenging datasets counteracting specific spurious correlations further improve generalization on the corresponding minority examples. We analyze the contribution of the two types of auxiliary data in Section 5.2. The MTL training set up is shown in Table 4.¹³ Details on the auxiliary datasets are described in Section 2.1.

5.2 Results

MTL improves robust accuracy. Our main MTL results are shown in Table 3. MTL increases accuracies on the challenging datasets across tasks without hurting the in-distribution performance, especially when the minority examples in the target dataset is scarce (e.g., PAWS). While prior work has shown limited success of MTL when tested on in-distribution data (Søgaard and Goldberg, 2016; Hashimoto et al., 2017; Raffel et al., 2019), our results demonstrate its value for out-of-distribution generalization.

On HANS, MTL improves the accuracy significantly for BERT_{BASE} but not for RoBERTa_{BASE}. To confirm the result, we additionally experimented with RoBERTa_{LARGE} and obtained consistent results: MTL achieves an accuracy of 75.7 (2.1) on HANS, similar to the STL result, 77.1 (1.6). One potential explanation is that RoBERTa is already sufficient for providing good generalization from minority examples in MNLI.

In addition, both MTL and RoBERTa_{BASE} yields biggest improvement on `lexical overlap`, as shown in the results on HANS by category (Table 5). We believe the reason is that `lexical`

¹²The minibatch size of the target dataset is 16. For the auxiliary dataset, it is proportional to the dataset size and not larger than 16, such that the total number of examples in a batch is at most 32.

¹³ For MNLI, we did not include other PI datasets such as STS-B (Cer et al., 2017) and MPRC (Dolan and Brockett, 2005) since their sizes (3.7k and 7k) are too small compared to QQP and other auxiliary tasks.

Model	Algo.	Task = MNLI		Task = QQP		
		In-distribution	Challenging	In-distribution	Challenging	Challenging
		MNLI-m	HANS	QQP	PAWS _{QQP}	PAWS _{Wiki}
BERT _{BASE}	STL	84.5 (0.1)	62.5 (0.2)	90.8 (0.3)	36.1 (0.8)	46.9 (0.3)
	MTL	83.7 (0.3)	68.2 (1.8)	91.3 (.07)	45.9 (2.1)	52.0 (1.9)
RoBERTa _{BASE}	STL	87.4 (0.2)	74.1 (0.9)	91.5 (0.2)	42.6 (1.9)	49.6 (1.9)
	MTL	86.4 (0.2)	72.8 (2.4)	91.7 (.04)	51.7 (1.2)	57.7 (1.5)

Table 3: Comparison between models fine-tuned with multi-task (MTL) and single-task (STL) learning. MTL improves robust accuracy on challenging datasets. We ran t -tests for the mean accuracies of STL and MTL on five runs and the larger number is bolded when they differ significantly with a $p < 0.001$.

Auxiliary Datasets	Size	Target	
		NLI	PI
MNLI	393k	✓	✓
SNLI	549k	✓	✓
QQP	364k	✓	
PAWS _{QQP+Wiki}	60k	✓	
HANS	30k		✓

Table 4: Auxiliary dataset sizes for the different target datasets from two tasks: NLI and PI.

Model	Algo.	HANS-O	HANS-C	HANS-S
BERT _{BASE}	STL	75.8 (4.9)	59.1 (4.8)	52.7 (1.2)
BERT _{BASE}	MTL	89.5 (1.9)	61.9 (2.3)	53.1 (1.1)
RoBERTa _{BASE}	STL	88.5 (2.0)	70.0 (2.3)	63.9 (1.4)
RoBERTa _{BASE}	MTL	90.3 (1.2)	64.8 (3.1)	63.5 (4.9)

Table 5: MTL Results on different categories on HANS: lexical overlap (O), constituent (C), and subsequence (S). Both auxiliary data (MTL) and larger pre-training data (RoBERTa) improve accuracies mainly on lexical overlap.

overlap is the most representative pattern among high-overlap and non-entailment training examples. In fact, 85% of the 727 HANS-like examples belongs to lexical overlap. This suggests that further improvement on HANS may require better data coverage on other categories.

On PAWS, MTL consistently yields large improvement across pre-trained models. Given that QQP has fewer minority examples resembling the patterns in PAWS, which is also harder to learn (Section 4.2), the results show that MTL is an effective way to improve generalization when the

Removed	MNLI-m	HANS	Δ
None	83.7 (0.3)	68.2 (1.8)	-
PAWS _{QQP+Wiki}	83.5 (0.3)	64.6 (3.5)	-3.6
QQP	83.2 (0.3)	63.2 (3.7)	-5.0
SNLI	84.3 (0.2)	66.9 (1.5)	-1.3

Table 6: Results of the ablation study on auxiliary datasets using BERT_{BASE} on MNLI (the target task). While the in-distribution performance is hardly affected when a specific auxiliary dataset is excluded, performance on the challenging data varies (difference shown in Δ).

minority examples are scarce. Next, we investigate why MTL is helpful.

Improved generalization from minority examples. We are interested in finding how MTL helps generalization from minority examples. One possible explanation is that the challenging data in the auxiliary datasets prevent the model from learning spurious patterns. However, the ablation studies on auxiliary datasets in Table 6 and Table 7 show that the challenging datasets are not much more helpful than benchmark datasets. The other possible explanation is that MTL reduces sample complexity for learning from the minority examples in the *target dataset*. To verify this, we remove minority examples from both the auxiliary and the target datasets, and compare their effect on the robust accuracy.

We focus on PI because MTL shows largest improvement there. In Table 8, we show the results after removing minority examples in the target dataset, QQP, and the auxiliary dataset, MNLI, respectively. We also add a control baseline where the same amounts of randomly sampled examples

Removed	QQP	PAWS _{QQP}	Δ
None	91.3 (.07)	45.9 (2.1)	-
HANS	91.5 (.06)	45.3 (1.8)	-0.6
MNLI	91.2 (.11)	42.3 (1.8)	-3.6
SNLI	91.3 (.09)	44.2 (1.3)	-1.7

Table 7: Results of the ablation study on auxiliary datasets using BERT_{BASE} on QQP (the target task). While the in-distribution performance is hardly affected when a specific auxiliary dataset is excluded, performance on the challenging data varies (difference shown in Δ).

are removed. The results confirm our hypothesis: without the minority examples in the target dataset, MTL is only marginally better than STL on PAWS_{QQP}. In contrast, removing minority examples in the auxiliary dataset has a similar effect to removing random examples; both do not cause significant performance drop. Therefore, we conclude that MTL improves robust accuracy by improving generalization from minority examples in the target dataset.

Takeaway. These results suggest that both pre-training and MTL do not enable extrapolation, instead, they improve generalization from minority examples in the (target) training set. Thus it is important to increase coverage of diverse patterns in the data to improve robustness to spurious correlations.

6 Related Work

Pre-training and robustness. Recently, there is an increasing amount of interest in studying the effect of pre-training on robustness. Hendrycks et al. (2019, 2020) show that pre-training improves model robustness to label noise, class imbalance, and out-of-distribution detection. In cross-domain question-answering, Li et al. (2019) show that the ensemble of different pre-trained models significantly improves performance on out-of-domain data. In this work, we answer *why* pre-trained models appear to improve out-of-distribution robustness and point out the importance of minority examples in the training data.

Data augmentation. The most straightforward way to improve model robustness to out-of-distribution data is to augment the training set with

Removed	QQP	PAWS _{QQP}	Δ
None	91.3 (.07)	45.9 (2.1)	-
<i>random examples</i>			
QQP	91.3 (.03)	44.3 (.31)	-1.6
MNLI	91.4 (.02)	45.0 (1.5)	-0.9
<i>minority examples</i>			
QQP	91.3 (.09)	38.2 (.73)	-7.7
MNLI	91.3 (.08)	44.3 (2.0)	-1.6

Table 8: Ablation study on the effect of minority examples in the auxiliary (MNLI) and the target (QQP) datasets in MTL with BERT_{BASE}. For MNLI, we removed 727 non-entailment examples with 100% overlap. For QQP, we removed 228 non-paraphrase examples with 100% overlap. We also removed equal amounts of random examples in the control experiments. We ran *t*-tests for the mean accuracies after minority removal and random removal based on five runs, and numbers with a significant difference ($p < 0.001$) are bolded. The improvement from MTL mainly comes from better generalization from minority examples in the *target dataset*.

examples from the target distribution. Recent work has shown that augmenting syntactically-rich examples improves robust accuracy on NLI (Min et al., 2020). Similarly, counterfactual augmentation aims to identify parts of the input that impact the label when intervened upon, thus avoiding learning spurious features (Goyal et al., 2019; Kaushik et al., 2020). Finally, data recombination has been used to achieve compositional generalization (Jia and Liang, 2016; Andreas, 2020). However, data augmentation techniques largely rely on prior knowledge of the spurious correlations or human efforts. In addition, as shown in Section 4.2 and a concurrent work (Jha et al., 2020), it is often unclear how much augmented data is needed for learning a pattern. Our work shows promise in adding generic pre-training data or related auxiliary data (through MTL) without assumptions on the target distribution.

Robust learning algorithms. Several recent work proposes new learning algorithms that are robust to spurious correlations in NLI datasets (He et al., 2019; Clark et al., 2019; Yaghoobzadeh et al., 2019; Zhou and Bansal, 2020; Sagawa et al., 2020; Mahabadi et al., 2020; Utama et al., 2020). They

rely on prior knowledge to focus on “harder” examples that do not enable shortcuts during training. One weakness of these methods is their arguably strong assumption on knowing the spurious correlations *a priori*. Our work provides evidence that large amounts of *generic* data can be used to improve out-of-distribution generalization. Similarly, recent work has shown that semi-supervised learning with generic auxiliary data improves model robustness to adversarial examples (Schmidt et al., 2018; Carmon et al., 2019).

Transfer learning. Robust learning is also related to domain adaptation or transfer learning since both aim to learn from one distribution and achieve good performance on a different but related target distribution. Data selection and reweighting are common techniques used in domain adaptation. Similar to our findings on minority examples, source examples similar to the target data have been found to be helpful to transfer (Ruder and Plank, 2017; Liu et al., 2019a). In addition, many works have shown that MTL improves model performance on out-of-domain datasets (Ruder, 2017; Li et al., 2019; Liu et al., 2019c). A concurrent work (Akula et al., 2020) shows that MTL improves robustness on adversarial examples in visual grounding. In this work, we further connect the effectiveness of MTL to generalization from minority examples.

7 Conclusion and Discussion

Our study is motivated by recent observations on the robustness of large-scale pre-trained transformers. Specifically, we focus on robust accuracy on the challenging datasets which are designed to expose spurious correlations learned by the model. Our analysis reveals that pre-training improves robustness by better generalizing from a minority of examples that counter dominant spurious patterns in the training set. In addition, we show that more pre-training data, larger model size, and additional auxiliary data through MTL further improve robustness, especially when the amount of minority examples is scarce.

Our work suggests that it is possible to go beyond the robustness-accuracy trade-off with more data. However, the amount of improvement is still limited by the coverage of the training data because current models do not extrapolate to unseen patterns. Thus an important future direction is to increase data diversity through new crowdsourcing

protocols or efficient human-in-the-loop augmentation.

While our work provides new perspectives on pre-training and robustness, it only scratches the surface of the effectiveness of pre-trained models and leaves many questions open. For example, why pre-trained models do not overfit to the minority examples; how different initialization (from different pre-trained models) influences optimization and generalization. Understanding these questions are key to designing better pre-training methods for robust models.

Finally, the difference between results on HANS and PAWS calls for more careful thinking on the formulation and evaluation of out-of-distribution generalization. Semi-manually constructed challenging data often covers only a specific type of distribution shift, thus the results may not generalize to other types. A more comprehensive evaluation will drive the development of principled methods for out-of-distribution generalization.

Acknowledgments

We would like to thank the Lex and Comprehend groups at Amazon Web Services AI for helpful discussions, and the reviewers for their insightful comments. We would also like to thank the GluonNLP team for the infrastructure support.

References

- Arjun R Akula, Spandana Gella, Yaser Al-Onaizan, Song-Chun Zhu, and Siva Reddy. 2020. Words aren’t enough, their order matters: On the robustness of grounding visual referring expressions. In *Association for Computational Linguistics (ACL)*.
- J. Andreas. 2020. Good-enough compositional data augmentation. In *Association for Computational Linguistics (ACL)*.
- M. Arjovsky, L. Bottou, I. Gulrajani, and D. Lopez-Paz. 2019. Invariant risk minimization. *arXiv preprint arXiv:1907.02893v2*.
- J. Baxter. 2000. A model of inductive bias learning. *Journal of Artificial Intelligence Research (JAIR)*, 12:149–198.
- S. Bowman, G. Angeli, C. Potts, and C. D. Manning. 2015. A large annotated corpus for learn-

- ing natural language inference. In *Empirical Methods in Natural Language Processing (EMNLP)*.
- Y. Carmon, A. Raghunathan, L. Schmidt, P. Liang, and J. C. Duchi. 2019. Unlabeled data improves adversarial robustness. In *Advances in Neural Information Processing Systems (NeurIPS)*.
- Rich Caruana. 1997. Multitask learning. *Machine learning*, 28(1):41–75.
- D. Cer, M. Diab, E. Agirre, I. Lopez-Gazpio, and L. Specia. 2017. SemEval-2017 task 1: Semantic textual similarity - multilingual and cross-lingual focused evaluation. In *Proceedings of the Eleventh International Workshop on Semantic Evaluations*.
- C. Clark, M. Yatskar, and L. Zettlemoyer. 2019. Don’t take the easy way out: Ensemble based methods for avoiding known dataset biases. In *Empirical Methods in Natural Language Processing (EMNLP)*.
- Ishita Dasgupta, Demi Guo, Andreas Stuhlmüller, Samuel Gershman, and Noah Goodman. 2018. Evaluating compositionality in sentence embeddings. In *Annual Meeting of the Cognitive Science Society, CogSci 2018*.
- J. Devlin, M. Chang, K. Lee, and K. Toutanova. 2019. Bert: Pre-training of deep bidirectional transformers for language understanding. In *North American Association for Computational Linguistics (NAACL)*.
- W. B. Dolan and C. Brockett. 2005. Automatically constructing a corpus of sentential paraphrases. In *Proceedings of the International Workshop on Paraphrasing*.
- M. Glockner, V. Shwartz, and Y. Goldberg. 2018. Breaking NLI systems with sentences that require simple lexical inferences. In *Association for Computational Linguistics (ACL)*.
- Y. Goyal, Z. Wu, J. Ernst, D. Batra, D. Parikh, and S. Lee. 2019. Counterfactual visual explanations. In *International Conference on Machine Learning (ICML)*.
- C. Guo, G. Pleiss, Y. Sun, and K. Q. Weinberger. 2017. On calibration of modern neural networks. In *International Conference on Machine Learning (ICML)*.
- J. Guo, H. He, T. He, L. Lausen, M. Li, H. Lin, X. Shi, C. Wang, J. Xie, S. Zha, A. Zhang, H. Zhang, Z. Zhang, Z. Zhang, S. Zheng, and Y. Zhu. 2020. Gluoncv and gluonnlp: Deep learning in computer vision and natural language processing. *Journal of Machine Learning Research (JMLR)*, 21.
- S. Gururangan, S. Swayamdipta, O. Levy, R. Schwartz, S. R. Bowman, and N. A. Smith. 2018. Annotation artifacts in natural language inference data. In *North American Association for Computational Linguistics (NAACL)*.
- K. Hashimoto, C. Xiong, Y. Tsuruoka, and R. Socher. 2017. A joint many-task model: Growing a neural network for multiple NLP tasks. In *Empirical Methods in Natural Language Processing (EMNLP)*.
- H. He, S. Zha, and H. Wang. 2019. Unlearn dataset bias for natural language inference by fitting the residual. In *Proceedings of the EMNLP Workshop on Deep Learning for Low-Resource NLP*.
- D. Hendrycks, K. Lee, and M. Mazeika. 2019. Using pre-training can improve model robustness and uncertainty. In *International Conference on Machine Learning (ICML)*.
- D. Hendrycks, X. Liu, E. Wallace, A. Dziedzic, R. Krishnan, and D. Song. 2020. Pretrained transformers improve out-of-distribution robustness. In *Association for Computational Linguistics (ACL)*.
- S. Iyer, N. Dandekar, and K. Csernai. 2017. First quora dataset release: Question pairs. Accessed online at <https://www.quora.com/q/quoradata/First-Quora-Dataset-Release-Question-Pairs>.
- R. Jha, C. Lovering, and E. Pavlick. 2020. When does data augmentation help generalization in NLP? In *Association for Computational Linguistics (ACL)*.
- R. Jia and P. Liang. 2016. Data recombination for neural semantic parsing. In *Association for Computational Linguistics (ACL)*.
- D. Kaushik, E. Hovy, and Z. C. Lipton. 2020. Learning the difference that makes a difference with counterfactually-augmented data. In *International Conference on Learning Representations (ICLR)*.

- Hongyu Li, Xiyuan Zhang, Yibing Liu, Yiming Zhang, Quan Wang, Xiangyang Zhou, Jing Liu, Hua Wu, and Haifeng Wang. 2019. D-net: A pre-training and fine-tuning framework for improving the generalization of machine reading comprehension. In *Proceedings of the 2nd Workshop on Machine Reading for Question Answering*, pages 212–219.
- Miaofeng Liu, Yan Song, Hongbin Zou, and Tong Zhang. 2019a. Reinforced training data selection for domain adaptation. In *Proceedings of the 57th Annual Meeting of the Association for Computational Linguistics*, pages 1957–1968.
- N. F. Liu, R. Schwartz, and N. A. Smith. 2019b. Inoculation by fine-tuning: A method for analyzing challenge datasets. In *North American Association for Computational Linguistics (NAACL)*.
- Xiaodong Liu, Pengcheng He, Weizhu Chen, and Jianfeng Gao. 2019c. Multi-task deep neural networks for natural language understanding. In *Association for Computational Linguistics (ACL)*.
- Y. Liu, M. Ott, N. Goyal, J. Du, M. Joshi, D. Chen, O. Levy, M. Lewis, L. Zettlemoyer, and V. Stoyanov. 2019d. RoBERTa: A robustly optimized BERT pretraining approach. *arXiv preprint arXiv:1907.11692*.
- R. K. Mahabadi, Y. Belinkov, and J. Henderson. 2020. End-to-end bias mitigation by modelling biases in corpora. In *Association for Computational Linguistics (ACL)*.
- Christopher D. Manning, Mihai Surdeanu, John Bauer, Jenny Finkel, Steven J. Bethard, and David McClosky. 2014. The Stanford CoreNLP natural language processing toolkit. In *Association for Computational Linguistics (ACL) System Demonstrations*.
- A. Maurer, M. Pontil, and B. Romera-Paredes. 2016. The benefit of multitask representation learning. *Journal of Machine Learning Research (JMLR)*, 17:1–32.
- R. T. McCoy, E. Pavlick, and T. Linzen. 2019. Right for the wrong reasons: Diagnosing syntactic heuristics in natural language inference. *arXiv preprint arXiv:1902.01007*.
- J. Min, R. T. McCoy, D. Das, E. Pitler, and T. Linzen. 2020. Syntactic data augmentation increases robustness to inference heuristics. In *Association for Computational Linguistics (ACL)*.
- Yixin Nie, Yicheng Wang, and Mohit Bansal. 2019. Analyzing compositionality-sensitivity of nli models. In *Proceedings of the AAAI Conference on Artificial Intelligence*, volume 33, pages 6867–6874.
- M. I. Nye, A. Solar-Lezama, J. B. Tenenbaum, and B. M. Lake. 2019. Learning compositional rules via neural program synthesis. In *Advances in Neural Information Processing Systems (NeurIPS)*.
- Y. Oren, S. Sagawa, T. B. Hashimoto, and P. Liang. 2019. Distributionally robust language modeling. In *Empirical Methods in Natural Language Processing (EMNLP)*.
- C. Raffel, N. Shazeer, A. Roberts, K. Lee, S. Narang, M. Matena, Y. Zhou, W. Li, and P. J. Liu. 2019. Exploring the limits of transfer learning with a unified text-to-text transformer. *arXiv preprint arXiv:1910.10683*.
- S. Ruder. 2017. An overview of multi-task learning in deep neural networks. *arXiv preprint arXiv:1706.05098*.
- Sebastian Ruder and Barbara Plank. 2017. Learning to select data for transfer learning with bayesian optimization. *arXiv preprint arXiv:1707.05246*.
- S. Sagawa, P. W. Koh, T. B. Hashimoto, and P. Liang. 2020. Distributionally robust neural networks for group shifts: On the importance of regularization for worst-case generalization. In *International Conference on Learning Representations (ICLR)*.
- L. Schmidt, S. Santurkar, D. Tsipras, K. Talwar, and A. Madry. 2018. Adversarially robust generalization requires more data. In *Advances in Neural Information Processing Systems (NeurIPS)*, pages 5014–5026.
- A. Søgaard and Y. Goldberg. 2016. Deep multi-task learning with low level tasks supervised at lower layers. In *Association for Computational Linguistics (ACL)*.

- Prasetya Ajie Utama, Nafise Sadat Moosavi, and Iryna Gurevych. 2020. [Mind the trade-off: De-biasing NLU models without degrading the in-distribution performance](#). In *Proceedings of the 58th Annual Meeting of the Association for Computational Linguistics*, pages 8717–8729, Online. Association for Computational Linguistics.
- A. Williams, N. Nangia, and S. R. Bowman. 2017. A broad-coverage challenge corpus for sentence understanding through inference. *arXiv preprint arXiv:1704.05426*.
- Yadollah Yaghoobzadeh, Remi Tachet des Combes, Timothy J. Hazen, and Alessandro Sordani. 2019. Robust natural language inference models with example forgetting. *CoRR*, abs/1911.03861.
- T. Zhang, F. Wu, A. Katiyar, K. Q. Weinberger, and Y. Artzi. 2020. Revisiting few-sample BERT fine-tuning. *arXiv preprint arXiv:2006.05987*.
- Y. Zhang, J. Baldridge, and L. He. 2019. PAWS: Paraphrase adversaries from word scrambling. In *North American Association for Computational Linguistics (NAACL)*.
- X. Zhou and M. Bansal. 2020. Towards robustifying NLI models against lexical dataset biases. In *Association for Computational Linguistics (ACL)*.