

A Novel Random Access Scheme for M2M Communication in Crowded Asynchronous Massive MIMO Systems

Huimei Han¹, Wenchao Zhai², Zhefu Wu¹, Ying Li³, Jun Zhao⁴, Mingda Chen¹,

¹College of Information Engineering, Zhejiang University of Technology, Hangzhou, Zhejiang Province, China

²College of Information Engineering, China Jiliang University, Hangzhou, Zhejiang Province, China

³State Key Lab of Integrated Services Networks, Xidian University, Xian, 710071, P.R. China

⁴School of Computer Science and Engineering, Nanyang Technological University, Singapore

¹{hmhan1215, wzf, 2111803126}@zjut.edu.cn, ²zhaiwenchao@cjljlu.edu.cn, ³yli@mail.xidian.edu.cn, ⁴junzhao@ntu.edu.sg

Abstract—A new random access scheme is proposed to solve the intra-cell pilot collision for M2M communication in crowded asynchronous massive multiple-input multiple-output (MIMO) systems. The proposed scheme utilizes the proposed estimation of signal parameters via rotational invariance technique enhanced (ESPRIT-E) method to estimate the effective timing offsets, and then active UEs obtain their timing errors from the effective timing offsets for uplink message transmission. We analyze the mean squared error of the estimated effective timing offsets of UEs, and the uplink throughput. Simulation results show that, compared to the existing random access scheme for the crowded asynchronous massive MIMO systems, the proposed scheme can improve the uplink throughput and estimate the effective timing offsets accurately at the same time.

Index Terms—Massive MIMO, pilot collision, asynchronous transmission, random access.

I. INTRODUCTION

The machine-to-machine (M2M) communication is centered on the intelligent interaction of user equipment (UEs) without human intervention, which is the enabler for the Internet of Things (IoT) to achieve the envision of the “Internet of Everything” [1], [2]. In recent years, the M2M communication developments rapidly and has been applied to many scenarios, such as smart medical, smart vehicle, smart logistics, etc. Cisco visual networking index and forecast predicts that there will be around 28.5 billion connected UEs by 2022 [3]. The massive multiple-input multiple-output (MIMO) technology, which achieves significant improvements in energy and spectral efficiency and serve massive UEs in the same time-frequency resource, is well suited for the M2M communication [4], [5].

For the M2M communication in massive MIMO systems, the number of UEs in the cell is envisioned in the order of hundreds or thousands, and the payload data generated by the M2M traffic is usually in small size [6]. Random access procedure is the first step to initiate a data transmission, which is an important step in the M2M communication systems [7]. The connection-oriented random access procedure utilized in

the long term evolution (LTE) network may induce excessive signaling overhead and cannot support massive access [7].

Researchers are exploring new random access schemes for M2M communication in massive MIMO systems, and the grant-based random access schemes have been proposed in recent years. E. Björnson *et al.* proposed a strongest-user collision resolution (SUCRe) scheme, which allocates the pilot to the UE with largest channel gain among the contenders [8]. However, the number of successful accessing UEs decreases with the increase of the number of contenders [9]. To improve the pilot resource utilization of the SUCRe scheme, SUCR combined idle pilots access (SUCR-IPA) scheme was proposed in [10], where the weaker UEs randomly select idle pilots to increase the number of successful accessing UEs. A user identity-aided pilot access scheme was proposed for massive MIMO with interleave-division multiple-access systems, where the interleaver of each UE is available at the BS according to the one-to-one correspondence between UE’s identity number (ID) and its interleaver [11]. However, since the grant-based random access schemes require two handshake processes between the base station (BS) and UEs, considering the small packet transmission in M2M communication, such kind of random access scheme will introduce heavy signaling overhead and low data transmission efficiency. To address this problem, the grant-free random access schemes have attracted much attention in recent years, which allow active UEs to transmit their pilots and uplink messages to the BS directly and performs activity detection, channel state information (CSI) estimation, and uplink message decoding in one shot. J. Ahn *et al.* proposed a Bayesian based random access scheme to detect the UE’s activity and estimate the CSI jointly by utilizing the expectation propagation algorithm, considering the BS with one antenna [12]. L. Liu *et al.* proposed a approximate message passing (AMP) based grant-free scheme to achieve the joint activity detection and CSI estimation for massive MIMO systems [13]. However, this AMP-based grant-free random access scheme requires long pilot sequence to achieve better performance, resulting in heavy pilot over-

head. These grant-free random access schemes considers the single pilot structure, and Jiang *et al.* proposed to concatenate several multiple orthogonal sub-pilots into one pilot sequence, where different UEs are allocated different pilot sequences and the pilot sequence is utilized for activity detection and CSI estimation [14]. The performance comparison between these two kinds of pilot structures are made in [15].

The above-mentioned two kinds of random access schemes are based on the assumption that the BS has performed accurate time-frequency synchronization. However, in practice, there are frequency errors caused by the Doppler shifts and/or frequency estimation errors during the initial downlink synchronization, and timing errors caused by the locations of UEs in the cell, which impair the pilot orthogonality and further degrade the access performance [16]–[18]. Considering the time-frequency asynchronous massive MIMO systems, L. Sanguinetti *et al.* proposed a random access scheme based on orthogonal frequency division multiplexing (OFDM) to solve the pilot collision by exploiting timing offsets and the large number of antennas [19]. However, the number of successful detected UEs is less than or equal to the number of subcarriers of the pilot, which cannot meet the massive access requirements of the M2M communication.

To further resolve the pilot collision for the M2M communication in crowded asynchronous massive MIMO systems, we propose a novel random access scheme, where the BS employs a proposed estimation of signal parameters via rotational invariance technique enhanced (ESPRIT-E) method to estimate the effective timing offsets of UEs, and UEs judge whether it is detected in a distributed manner. Then, the detected UE obtains its timing error from the effective estimated timing error, and further compensates the timing error for uplink message transmission. Furthermore, we analyze the mean squared error (MSE) of the estimated effective timing offsets of UEs and the uplink throughput. Numerical results show that, the proposed random access scheme significantly improves the uplink throughput, and provide accurate value of the effective timing offset.

The remainder of this paper is organized as follows. System model is given in Section II. Section III describes the proposed random access process. We present the performance analysis in Section IV. Simulation results and the conclusion are given in Section V and VI, respectively.

Notation: In this paper, we use the superscript ‘T’, ‘*’, and ‘H’ to denote the transpose, complex conjugate, and conjugate transpose of a vector or a matrix, respectively. We use $\mathcal{CN}(a, b)$ to denote a circularly-symmetric complex Gaussian distribution with mean a and variance b . Let $\|\cdot\|$ indicate the Euclidean norm. We use $[\mathbf{x}]_n$ and $\mathbf{X}(i)$ to denote the n^{th} element of vector \mathbf{x} and the i^{th} column of matrix \mathbf{X} . Let ‘round’ denote the rounding operation. We utilize $\arg(d)$ to denote the phase of the complex d .

II. SYSTEM MODEL

We consider the time-division duplexing (TDD) massive MIMO communication system based on OFDM. There are

a BS with M antennas located at the center of the cell and K single-antenna UEs uniformly distributed in the cell. We assume that each UE becomes active with probability p_a . The number of UEs residing in the cell is K , and the number of active UEs is N_a .

The pilot with symbol length τ consists of Q consecutive OFDM symbols in the time domain and N adjacent subcarriers in the frequency domain (i.e., $\tau = QN$). We use $\mathbf{C}_N = \{\mathbf{f}_0, \dots, \mathbf{f}_i, \dots, \mathbf{f}_{N-1}\}$ ($\{\mathbf{f}_i \in \mathbb{C}^N : \mathbf{f}_i^H \mathbf{f}_i = N, \forall i\}$) and $\mathbf{C}_Q = \{\mathbf{t}_0, \dots, \mathbf{t}_i, \dots, \mathbf{t}_{Q-1}\}$ ($\{\mathbf{t}_i \in \mathbb{C}^Q : \mathbf{t}_i^H \mathbf{t}_i = Q, \forall i\}$) to represent the frequency domain code set and time domain code set, respectively. The time domain code set \mathbf{C}_Q can be any orthogonal sequence set, and the frequency domain code \mathbf{f}_i is the Fourier basis, which is given by [19]

$$[\mathbf{f}_i]_n = e^{j \frac{2\pi}{N} ni}, \quad n = 0, 1, \dots, N-1. \quad (1)$$

The received pilot signal of UE k at the BS will introduce frequency error w_k and timing error θ_k . Since the value of w_k is very small in general and its impact can reasonably be neglected if the pilot contains only a few consecutive OFDM symbols [19], [20], we only consider the timing error $\theta_k = 2D_k/(cT_s)$ where D_k is the distance from UE k to the BS, $c = 3 \times 10^8 \text{ m/s}$ is the speed of light, $T_s = 1/(\Delta f N_{\text{FFT}})$ is the sampling period where N_{FFT} is the number of subcarriers with frequency spacing Δf . Note that, timing error θ_k appears as phase shifts at the output of the receive discrete Fourier transform (DFT) unit [19].

III. THE PROPOSED RANDOM ACCESS SCHEME

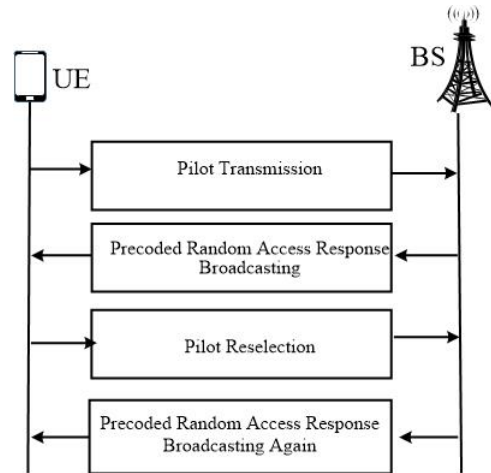


Fig. 1. The proposed random access scheme.

Fig. 1 shows the four steps of the proposed random access scheme, and the details are described as follows.

A. Step 1: Pilot transmission

Each UE randomly selects a frequency domain code from set \mathbf{C}_N and a time domain code from set \mathbf{C}_Q . We use $l_k \in (0, \dots, N-1)$ and $i_k \in (0, \dots, Q-1)$ to represent the indexes of the frequency domain code and time domain code selected by UE k , respectively. Thus, the pilot transmitted by

UE k is $\mathbf{f}_{l_k} \mathbf{t}_{i_k}^T$. Then, the received pilot signal at the m^{th} antenna over subcarrier n is given by

$$\begin{aligned} \mathbf{Y}_m(n) &= \sum_{k=1}^{N_a} \sqrt{\rho_k} h_k^m e^{-jn\theta_k \frac{2\pi}{N_{\text{FFT}}}} e^{-jn l_k \frac{2\pi}{N}} \mathbf{t}_{i_k}^T + \mathbf{W}_m^n \\ &= \sum_{k=1}^{N_a} \sqrt{\rho_k} h_k^m e^{-j2\pi n \epsilon_k} \mathbf{t}_{i_k}^T + \mathbf{W}_m^n, \end{aligned} \quad (2)$$

where $\epsilon_k = \frac{l_k}{N} - \frac{\theta_k}{N_{\text{FFT}}}$ is the effective timing offset of UE k , ρ_k is the transmit power of UE k , $\mathbf{W}_m^n \sim \mathcal{CN}(0, \sigma^2)$ is the additive noise and any future instances of the matrix or vector \mathbf{W} with different sub- or superscripts will take the same distribution, and h_k^m denotes the channel response between UE k and the m^{th} antenna of the BS which is given by

$$h_k^m = g_k^m \sqrt{\beta_k}, \quad (3)$$

where $g_k^m \sim \mathcal{CN}(0, 1)$ is the small-scale fading coefficient between UE k and the m^{th} antenna of the BS, β_k is the channel gain of UE k which is known to UE k . The channel between UE k and the BS is denoted by $\mathbf{h}_k = (h_k^1, \dots, h_k^M)^T$. Then, the received pilot signal at the m^{th} antenna of the BS can be written as

$$\begin{aligned} \mathbf{Y}_m &= \sum_{k=1}^{N_a} \sqrt{\rho_k} h_k^m ([1, \dots, e^{j2\pi(N-1)\epsilon_k}]) \mathbf{t}_{i_k}^T + \mathbf{N}_m \\ &= \sum_{k=1}^{N_a} \sqrt{\rho_k \beta_k} g_k^m \mathbf{c}(\epsilon_k) \mathbf{t}_{i_k}^T + \mathbf{N}_m, \end{aligned} \quad (4)$$

where $\mathbf{c}(\epsilon_k) = [1, \dots, e^{j2\pi(N-1)\epsilon_k}]$ stands for the effective frequency domain code of UE k , and j is the unit imaginary number. Furthermore, throughout this paper, we consider that $\rho_k \beta_k = 1$, which can be achieved by the power control mechanism [21]. This ensures that the received signals from UEs have the same power, and thus obtains a fair estimation performance.

B. Step 2: Precoded random access broadcasting

Based on the received pilot signal at the m^{th} antenna of the BS \mathbf{Y}_m , the BS sends the precoded random access response to active UEs. The procedure is described as follows.

1) The number of active UEs estimation

\mathbf{Y}_m is first correlated with the time domain code \mathbf{t}_i ($i = 0, \dots, Q-1$) in set \mathcal{C}_Q ,

$$\mathbf{z}_m^i = \mathbf{Y}_m \frac{\mathbf{t}_i^*}{\|\mathbf{t}_i\|} = \sum_{u \in \mathcal{A}_i} g_u^m ([1, \dots, e^{j2\pi(N-1)\epsilon_u}]) + \mathbf{W}_m^{\prime} \quad (5)$$

where \mathcal{A}_i is the set of UEs selecting \mathbf{t}_i , and $\mathbf{W}_m^{\prime} = \mathbf{W}_m \mathbf{t}_i^* / \|\mathbf{t}_i\|$.

Let $\mathbf{Z}^i = [\mathbf{z}_1^i, \mathbf{z}_2^i, \dots, \mathbf{z}_M^i]^T$. Then, by correlating the first column in \mathbf{Z}^i with the matrix \mathbf{Z}^i , we have

$$\mathbf{z}_c^i = \frac{\mathbf{Z}^i(1)^H \mathbf{Z}^i}{M} \xrightarrow{M \rightarrow +\infty} \sum_{u \in \mathcal{A}_i} ([1, \dots, e^{j2\pi(N-1)\epsilon_u}]). \quad (6)$$

Eq. (6) is obtained based on the propagation of the massive MIMO channel [22], i.e.,

$$\begin{aligned} \lim_{M \rightarrow +\infty} \frac{\mathbf{g}_p^H \mathbf{g}_u}{M} &= 0, p \neq u, \\ \lim_{M \rightarrow +\infty} \frac{\mathbf{g}_p^H \mathbf{g}_p}{M} &= 1. \end{aligned} \quad (7)$$

Based on Eq. (6), we observe that, when M goes into infinity, the n^{th} element in \mathbf{z}_c^i is indeed the sum of the effective frequency domain code over the n^{th} subcarrier of active UEs selecting the time domain code \mathbf{t}_i . Actually, the first element in \mathbf{z}_c^i is the number of active UEs selecting the time domain code \mathbf{t}_i . Therefore, we can utilize the first element in \mathbf{z}_c^i (i.e., $[\mathbf{z}_c^i]_1$) to estimate the number of UEs selecting the time domain code \mathbf{t}_i , denoted by \overline{N}_a^i .

2) The effective timing offsets estimation

By utilizing \overline{N}_a^i , we utilize the proposed ESPRIT-E method to estimate the effective timing offsets of UEs, which is described as follows.

The sample covariance matrix \mathbf{R}_z^i associated to \mathbf{z}_m^i is computed by

$$\mathbf{R}_z^i = \frac{1}{M} \sum_{m=1}^M \mathbf{z}_m^i (\mathbf{z}_m^i)^H. \quad (8)$$

By utilizing the eigenvectors of \mathbf{R}_z^i associated to $d^i = \min(N-1, \overline{N}_a^i)$ largest eigenvalues in \mathbf{R}_z^i to form a new matrix \mathbf{V}^i , the ESPRIT method is utilized to estimate the effective timing offset of the s^{th} UE selecting the time domain code \mathbf{t}_i [23], denoted by $\overline{\epsilon}_{I_s^i}$

$$\overline{\epsilon}_{I_s^i} = \frac{\arg\{\psi_s^i\}}{2\pi}, \quad s = 1, 2, \dots, d^i, \quad (9)$$

where I_s^i is the index of UE among the N_a active UEs, $\{\psi_1^i, \psi_2^i, \dots, \psi_{d^i}^i\}$ are eigenvalues of matrix $(\mathbf{V}_1^{iH} \mathbf{V}_1^i)^{-1} \mathbf{V}_1^{iH} \mathbf{V}_2^i$, and the matrices \mathbf{V}_1^i and \mathbf{V}_2^i are obtained by taking the first and the last $N-1$ rows of \mathbf{V}^i , respectively.

The ESPRIT method can only estimate the effective timing offsets of $d^i \leq (N-1)$ UEs. If the value of \overline{N}_a^i is larger than $(N-1)$, Based on Eq. (6), after subtracting these d^i estimated effective timing offsets from \mathbf{z}_c^i , we can obtain the sum of the effective timing offsets of the remaining $(\overline{N}_a^i - d^i)$ UEs, which is given by

$$\begin{aligned} \sum_{u=d^i+1}^{\overline{N}_a^i} e^{j2\pi(1-1)\epsilon_{I_u^i}} &= \mathbf{z}_c^i(1) - \sum_{s=1}^{d^i} e^{j2\pi(1-1)\overline{\epsilon}_{I_s^i}}, \\ \sum_{u=d^i+1}^{\overline{N}_a^i} e^{j2\pi(2-1)\epsilon_{I_u^i}} &= \mathbf{z}_c^i(2) - \sum_{s=1}^{d^i} e^{j2\pi(2-1)\overline{\epsilon}_{I_s^i}}, \\ &\dots \\ \sum_{u=d^i+1}^{\overline{N}_a^i} e^{j2\pi(N-1)\epsilon_{I_u^i}} &= \mathbf{z}_c^i(N) - \sum_{s=1}^{d^i} e^{j2\pi(N-1)\overline{\epsilon}_{I_s^i}}. \end{aligned} \quad (10)$$

By solving Eqs. (10), we can obtain the effective timing offsets of the remaining $(\overline{N}_a^i - d^i)$ UEs. Thus, the estimated effective timing offsets are $\{\overline{\epsilon}_{I_i^1}, \dots, \overline{\epsilon}_{I_i^s}, \dots, \overline{\epsilon}_{I_i^{\overline{N}_a^i}}\}$.

3) Channel response estimation

By utilizing $\overline{\epsilon}_{I_i^s}$, we employ the least squares (LS) method to estimate the channel response of UE I_i^s between UE I_i^s and the m^{th} antenna at the BS

$$h_{I_i^s}^m = (\mathbf{c}(\overline{\epsilon}_{I_i^s})^H \mathbf{c}(\overline{\epsilon}_{I_i^s}))^{-1} \mathbf{c}(\overline{\epsilon}_{I_i^s})^H \mathbf{z}_m^i, \quad s = 1, 2, \dots, \overline{N}_a^i \quad (11)$$

Based on procedures 1)-3), the BS can obtain the estimated channel responses of UEs selecting other time domain codes. The BS broadcasts the precoded random access response $\mathbf{h}_{I_i^s} \mathbf{t}_i^T$, ($i = 0, \dots, Q - 1$, $s = 1, \dots, \overline{N}_a^i$) and the corresponding effective timing error $\overline{\epsilon}_{I_i^s}$ to all active UEs.

C. Step 3: Pilot reselection

The received signal $\mathbf{R}_k^{i,j}$ at UE k is written as

$$\mathbf{R}_k^{i,s} = \mathbf{h}_k^H \mathbf{h}_{I_i^s} \mathbf{t}_i^T + \mathbf{W}_k, \quad i = 0, \dots, Q - 1, \quad s = 1, \dots, \overline{N}_a^i. \quad (12)$$

UE k first correlates the received signal $\mathbf{R}_k^{i,s}$ with its selected time domain code to obtain

$$\begin{aligned} r_k^{i,s} &= \mathbf{R}_k^{i,s} \frac{\mathbf{t}_{i_k}^*}{\|\mathbf{t}_{i_k}\| M \sqrt{\beta_k}} \\ &= \frac{\mathbf{h}_k^H \mathbf{h}_{I_i^s}}{M \sqrt{\beta_k}} + \mathbf{W}_k \frac{\mathbf{t}_{i_k}^*}{\|\mathbf{t}_{i_k}\| M \sqrt{\beta_k}}, \quad i = i_k, \quad j = 1, \dots, \overline{N}_a^i. \end{aligned}$$

$$\xrightarrow{M \rightarrow \infty} \begin{cases} 1, & \text{if } \mathbf{h}_{I_i^s} \approx \mathbf{h}_k, \\ 0, & \text{otherwise.} \end{cases} \quad (13)$$

Then, UE k uses the following rule to judge whether it is detected in a distributed manner, which is given by

$$D_k : \text{if } \sum_{j=1}^{\overline{N}_a^i} \text{round}(r_k^{i,s}) = 1 \quad (\text{Detected}) \quad (14)$$

$$U_k : \text{otherwise} \quad (\text{Undetected})$$

If UE k is a detected UE, it uses the effective timing error $\overline{\epsilon}_{I_i^s}$ (i.e., $I_i^s = k$) corresponding to $\mathbf{h}_{I_i^s}$ that makes $\text{round}(r_k^{i,s}) = 1$ to obtain its timing error as follows

$$\overline{\theta}_k = N_{\text{FFT}} \left(\frac{l_k}{N} - \overline{\epsilon}_{I_i^s} \right). \quad (15)$$

Then, UE k employs $\overline{\theta}_k$ to compensate its timing error for uplink message transmission. Otherwise, UE k randomly reselects a frequency domain code from set \mathcal{C}_N and a time domain code from set \mathcal{C}_Q to obtain its pilot, and send it to the BS, as we described in step 1.

D. Step 4: Precoded random access response broadcasting again

Similar to step 2, based on the received pilot signal, the BS generates and broadcasts the precoded random access

responses again, and each UE reselecting its pilot during step 3 employs the rule in Eq. (14) to judge whether it is detected. If UE p is a detected UE, it compensates its timing error for uplink message transmission. In the following, all detected UEs send their uplink messages to the BS, and thus the BS can utilize any blind detection method to obtain their uplink messages, such as the proposed EICA method proposed in [24], which is not the focus of this paper.

Remark 1 (Why we utilize Eq. (14) as the detection rule):

Eq. (13) indicates that, if the estimated channel response $\mathbf{h}_{I_i^s}$ is approximately equal to the channel response of UE k , the value of $r_k^{i,s}$ equals 1 with large value of M . Furthermore, based on Eq. (11), we observe that multiple similar effective timing offsets lead to multiple estimated channel responses being approximately equal to the channel response of UE k , resulting in $\sum_{j=1}^{\overline{N}_a^i} \text{round}(r_k^{i,s}) > 1$. However, we cannot

determine the timing error of UE k for such case, because of $\epsilon_k = \frac{l_k}{N} - \frac{\theta_k}{N_{\text{FFT}}}$ which means that UEs with different selected frequency domain codes and different timing errors may have similar effective timing offsets. To obtain the timing error of UE k , if multiple estimated channel responses are approximately equal to the channel response of UE k , i.e., $\sum_{j=1}^{\overline{N}_a^i} \text{round}(r_k^{i,s}) > 1$, we claim that UE k is not detected.

Obviously, the case of $\sum_{s=1}^{\overline{N}_a^i} \text{round}(r_k^{i,s}) = 0$ means that UE k is not detected. The case of $\sum_{s=1}^{\overline{N}_a^i} \text{round}(r_k^{i,s}) = 1$ indicates that there are no similar effective timing offsets with UE k , and thus we can obtain its timing error based on Eq. (15).

IV. PERFORMANCE ANALYSIS

In this section, we analyze the performance of the proposed random access scheme, including the MSE of the estimated effective timing offset, and the uplink throughput.

A. MSE of the estimated effective timing offset

In the proposed random access scheme, we utilize the ESPRIT-E method to estimate the effective timing offsets of UEs. Specifically, for the active UEs selecting the same time domain code, we first utilize the ESPRIT method to estimate the effective timing offsets of $N - 1$ active UEs. Then, after subtracting the $N - 1$ estimated effective timing offsets from the sum of effective timing offsets of all active UEs, we obtain the effective timing offsets of the remaining active UEs by solving the polynomial equations in Eqs. (10). Obviously, the procedure of Eqs. (10) will introduce noise. Furthermore, based on Eq. (6), the sum of effective timing offsets of all active UEs selecting the same time domain code is accurate when M goes to infinity. Hence, the MSE of the estimated effective timing offset of the proposed ESPRIT-E method is

greater than or equal to that of the estimated effective timing offset when M goes to infinity, which is given by

$$\begin{aligned} \text{MSE} &= \frac{1}{N_s} \sum_{k=1}^{N_s} (\theta_k - \bar{\theta}_k)^2 \\ &\geq \text{MSE}_{M \rightarrow \infty}, \end{aligned} \quad (16)$$

where N_s is the number of UEs being detected. We utilize the Monte Carlo simulation method to obtain the value of $\text{MSE}_{M \rightarrow \infty}$, which is the lower bound of the MSE of the estimated effective timing offset of the ESPRIT-E method.

B. Uplink throughput analysis

We define the uplink throughput as the number of the successful detected active UEs. When given the number of active UEs selecting the same time domain code, based on Eqs. (10), the larger the value of M , the more accurate the estimated effective timing offsets. This leads to the increase of the number of the detected active UEs. Hence, we can obtain the upper bound of the uplink throughput of the proposed random access protocol by setting the value of M to infinity. Since it is hard to derive the analysis results of the uplink throughput for any values of M , we utilize the Monte Carlo simulation method to obtain the upper bound, denoted by T_u .

V. SIMULATION RESULTS

In this section, we compare the performance of the proposed random access scheme with the random access scheme in [19], including the MSE of the estimated effective timing offset and the uplink throughput. In addition, terms “the proposed random access scheme” and “the random access scheme in [19]” are abbreviated as “The proposed RA” and “RA in [19]” in the result figures, respectively.

TABLE I
SYSTEM PARAMETERS

Parameter	Value
layout	Regular hexagonal cell
Cell radius	250m
The number of UEs	$N_a=6-22$
Number of antennas	$M=20-400$
Bandwidth	$B=20\text{MHz}$
DFT size	$N_{\text{FFT}}=1024$
The number of time-domain codes	$Q=2$
The number of frequency-domain codes	$N=8,12$

In the simulation, we consider a cellular network operating over a bandwidth $B=20$ MHz and the radius of the cell is 250 meters and all UEs locate uniformly at the place farther than 25 meters from the BS. Table I shows the simulation parameters setting.

Fig.2 shows how the MSE of the estimated effective timing offset changes with the number of subcarriers under $Q = 2, M = 200$, and $N_a = 6$, to verify the proposed effective timing offset estimation method. The simulation results show that the MSE of the estimated effective timing offset takes small value, and decreases with the number of subcarriers N .

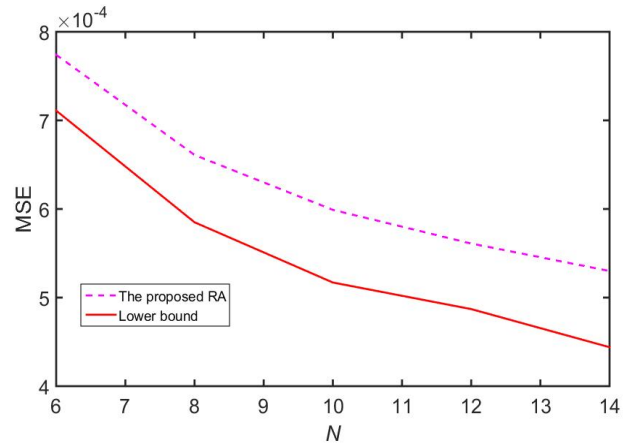


Fig. 2. MSE versus the number of subcarriers.

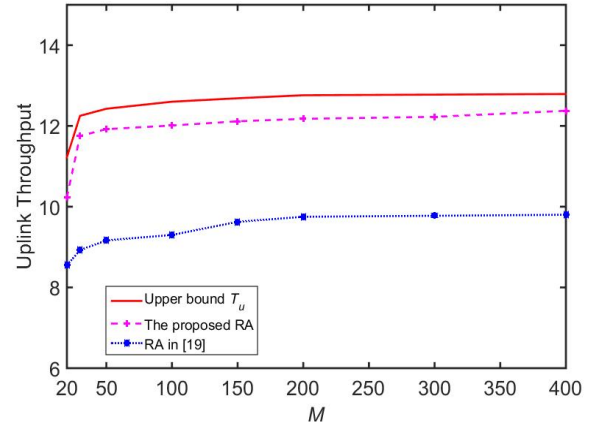


Fig. 3. Uplink throughput versus the number of antennas at the BS.

The reason is that, the increase of the number of subcarriers N , means the increase of the number of pilots, resulting in the decrease of the pilot collision probability and the interference between UEs. We can also note that, the MSE of the estimated effective timing offset is close to the lower bound.

Fig.3 shows how the uplink throughput changes with the number of antennas at the BS under $Q = 2, N = 8$, and $N_a = 14$. We can observe from the simulation results that the uplink throughputs of the proposed random access scheme and the random access scheme in [19] increase dramatically from $M = 20$ to $M = 50$, and increases at a slower pace when $M \geq 50$. We also note that, the uplink throughput of the proposed random access is significantly higher than that of the random access scheme in [19], and much close to the upper bound T_u . The reason is that, the random access scheme in [19] utilizes the ESPRIT method to estimate the effective timing offsets, and thus the number of detected effective timing offsets is limited by the number of subcarriers N . However, to address this problem, our proposed random access scheme proposed an ESPRIT-enhanced (i.e., ESPRIT-E) method to estimated the effective timing offsets.

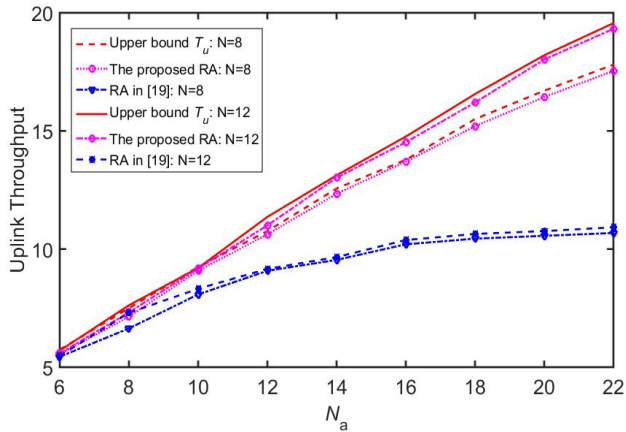


Fig. 4. Uplink throughput versus the number of active UEs.

Fig.4 shows how the uplink throughput changes with the number of active UEs under $Q = 2, M = 200$, and $N = 8, 12$. We can observe from the simulation results that the uplink throughput of the proposed random access scheme is significantly higher than the random access scheme in [19] with the increase of the number of active UEs, and close to the upper bound T_u . We also see that, with the increase of the number of active UEs, the uplink throughput of the proposed random access scheme increases almost linearly, whereas that of the random access scheme in [19] increase almost linearly from $N_a = 6$ to $N_a = 8$, and increases at a slower pace when $N_a \geq 8$. The reason is the same as we described for Fig.3, i.e., the number of detected UEs is limited by the number of subcarriers N .

VI. CONCLUSION

In this paper, we proposed a new random access scheme for M2M communication in crowded asynchronous massive MIMO systems to resolve the intra-cell pilot collision. The proposed random access scheme estimates the effective timing offsets by utilizing the proposed ESPRIT-E method, and then the UE can obtain its timing errors for uplink message transmission. We also analyze the performance of the proposed random access scheme, including the MSE of the estimated effective timing offset and the uplink throughput. Simulation results show that, compared to the exiting random access scheme for the crowded asynchronous massive MIMO systems, the proposed random access scheme can improve the uplink throughput and provide accurate effective timing offsets at the same time.

REFERENCES

- [1] J. A. Stankovic, "Research directions for the internet of things," *IEEE Internet of Things Journal*, vol. 1, no. 1, pp. 3–9, Feb. 2014.
- [2] P. Schulz, M. Matthe, H. Klessig, M. Simsek, G. Fettweis, J. Ansari, S. A. Ashraf, B. Almeroth, J. Voigt, I. Riedel, A. Puschmann, A. Mitschele-Thiel, M. Muller, T. Elste, and M. Windisch, "Latency critical IoT applications in 5G: Perspective on the design of radio interface and network architecture," *IEEE Communications Magazine*, vol. 55, no. 2, pp. 70–78, Feb. 2017.

- [3] C. VNI, "Cisco visual networking index: Forecast and trends, 2017c2022," *White Paper*, 2018.
- [4] H. Q. Ngo, E. G. Larsson, and T. L. Marzetta, "Energy and spectral efficiency of very large multiuser MIMO systems," *IEEE Transactions on Communications*, vol. 61, no. 4, pp. 1436–1449, Apr. 2013.
- [5] C. Xu, Y. Hu, C. Liang, J. Ma, and L. Ping, "Massive MIMO, non-orthogonal multiple access and interleave division multiple access," *IEEE Access*, vol. 5, pp. 14 728–14 748, 2017.
- [6] Z. Dawy, W. Saad, A. Ghosh, J. G. Andrews, and E. Yaacoub, "Toward massive machine type cellular communications," *IEEE Wireless Communications*, vol. 24, no. 1, pp. 120–128, Feb. 2017.
- [7] J. Yuan, H. Shan, A. Huang, T. Q. S. Quek, and Y. Yao, "Massive machine-to-machine communications in cellular network: Distributed queueing random access meets mimo," *IEEE Access*, vol. 5, pp. 2981–2993, 2017.
- [8] E. Björnson, E. de Carvalho, J. H. Sørensen, E. G. Larsson, and P. Popovski, "A random access protocol for pilot allocation in crowded massive MIMO systems," *IEEE Transactions on Wireless Communications*, vol. 16, no. 4, pp. 2220–2234, Apr. 2017.
- [9] H. Han, Y. Li, and X. Guo, "A graph-based random access protocol for crowded massive MIMO systems," *IEEE Transactions on Wireless Communications*, vol. 16, no. 11, pp. 7348–7361, Nov. 2017.
- [10] H. Han, X. Guo, and Y. Li, "A high throughput pilot allocation for M2M communication in crowded massive MIMO systems," *IEEE Transactions on Vehicular Technology*, vol. 66, no. 10, pp. 9572–9576, Oct. 2017.
- [11] H. Han, Y. Li, and X. Guo, "User identity-aided pilot access scheme for massive MIMO-IDMA system," *IEEE Transactions on Vehicular Technology*, vol. 68, no. 6, pp. 6197–6201, Jun. 2019.
- [12] J. Ahn, B. Shim, and K. B. Lee, "Ep-based joint active user detection and channel estimation for massive machine-type communications," *IEEE Transactions on Communications*, vol. 67, no. 7, pp. 5178–5189, Jul. 2019.
- [13] L. Liu and W. Yu, "Massive connectivity with massive mimo part I: Device activity detection and channel estimation," *IEEE Transactions on Signal Processing*, vol. 66, no. 11, pp. 2933–2946, Jun. 2018.
- [14] H. Jiang, D. Qu, J. Ding, and T. Jiang, "Multiple preambles for high success rate of grant-free random access with massive MIMO," *IEEE Transactions on Wireless Communications*, vol. 18, no. 10, pp. 4779–4789, Oct. 2019.
- [15] J. Ding and J. Choi, "Comparison of preamble structures for grant-free random access in massive MIMO systems," *IEEE Wireless Communications Letters*, pp. 1–1, 2019.
- [16] M. Morelli, L. Sanguinetti, and H. V. Poor, "A robust ranging scheme for OFDMA-based networks," *IEEE Trans. Commun.*, vol. 57, no. 8, pp. 2441–2452, Aug. 2009.
- [17] M. Morelli, C. C. J. Kuo, and M. O. Pun, "Synchronization techniques for orthogonal frequency division multiple access (OFDMA): A tutorial review," *Proceedings of the IEEE*, vol. 95, no. 7, pp. 1394–1427, Jul. 2007.
- [18] M. Ruan, M. C. Reed, and Z. Shi, "Successive multiuser detection and interference cancellation for contention based OFDMA ranging channel [transactions letters]," *IEEE Trans. Wireless Commun.*, vol. 9, no. 2, pp. 481–487, Feb. 2010.
- [19] L. Sanguinetti, A. A. DAmico, M. Morelli, and M. Debbah, "Random access in massive MIMO by exploiting timing offsets and excess antennas," *IEEE Transactions on Communications*, vol. 66, no. 12, pp. 6081–6095, Dec. 2018.
- [20] L. Sanguinetti and M. Morelli, "An initial ranging scheme for the IEEE 802.16 OFDMA uplink," *IEEE Transactions on Wireless Communications*, vol. 11, no. 9, pp. 3204–3215, Sep. 2012.
- [21] J.-C. Shen, J. Zhang, and K. Letaief, "Downlink user capacity of massive MIMO under pilot contamination," *IEEE Transactions on Wireless Communication*, vol. 14, no. 6, pp. 3183–3193, Jun. 2015.
- [22] J. H. Sørensen, E. de Carvalho, and P. Popovski, "Massive MIMO for crowd scenarios: A solution based on random access," in *IEEE Globecom Workshops*, Dec. 2014, pp. 352–357.
- [23] R. Roy, A. A. Paulraj, and T. Kailath, "Espritedirection-of-arrival estimation by subspace rotation methods," *IEEE Trans. Acoustic, Speech Signal Process.*, vol. 37, no. 7, pp. 984–995, Jul. 1989.
- [24] H. Han, Y. Li, W. Zhai, and L. Qian, "A grant-free random access scheme for M2M communication in massive MIMO systems," *IEEE Internet of Things Journal*, pp. 1–1, Feb. 2020.