

IntegralAction: Pose-driven Feature Integration for Robust Human Action Recognition in Videos

Gyeongsik Moon^{*1}Heeseung Kwon^{*2}Kyoung Mu Lee¹Minsu Cho²¹SNU ECE & ASRI

{mks0601, kyoungmu}@snu.ac.kr

²POSTECH CSE & AIGS

{aruno, mscho}@postech.ac.kr

Abstract

Most current action recognition methods heavily rely on appearance information by taking an RGB sequence of entire image regions as input. While being effective in exploiting contextual information around humans, e.g., human appearance and scene category, they are easily fooled by out-of-context action videos where the contexts do not exactly match with target actions. In contrast, pose-based methods, which takes a sequence of human skeletons only as input, suffer from inaccurate pose estimation or ambiguity of human pose per se. Integrating these two approaches has turned out to be non-trivial; training a model with both appearance and pose ends up with a strong bias towards appearance and does not generalize well to unseen videos. To address this problem, we propose to learn pose-driven feature integration that dynamically combines appearance and pose streams by observing pose features on the fly. The main idea is to let the pose stream decide how much and which appearance information is used in integration based on whether the given pose information is reliable or not. We show that the proposed IntegralAction achieves highly robust performance across in-context and out-of-context action video datasets.

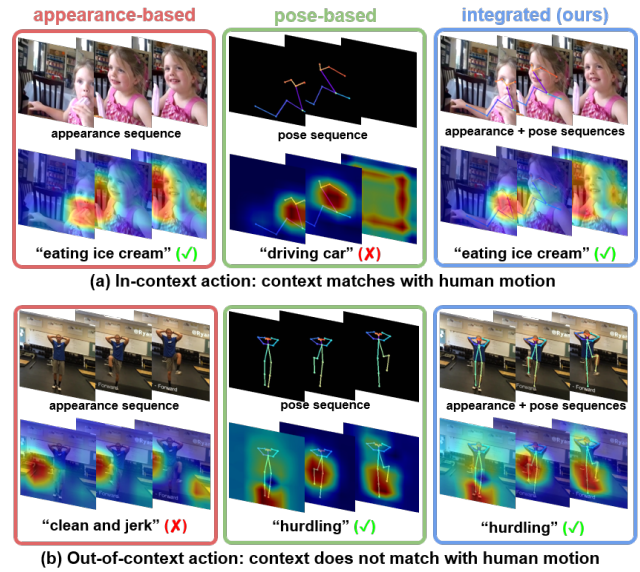


Figure 1: Our robust integration of appearance-based and pose-based approaches. For both cases of (a) in-context action and (b) out-of-context action videos, it predicts correct actions by leveraging more reliable information. Representative frames and their class activation maps are visualized with predicted action classes. Blank images in the input pose sequence indicates a pose estimation failure. See text.

1. Introduction

Human action recognition in videos aims at classifying an input video of human action into one of pre-defined target classes [4, 6, 11, 12, 22, 25, 33, 43–45]. Following the success of convolutional neural networks (CNNs) on image classification [15, 34], video action recognition has made remarkable progress by developing deep neural models that process RGB image frames via spatio-temporal convolution [4, 11, 25, 43] or two-stream convolution with scene

optical flow [12, 33]. These *appearance-based* methods, however, learn to exploit contextual information (e.g., scene class, dominant objects, or background motion), rather than human action performed in the video [23, 24]. This is a critical issue in terms of robustness since they are all vulnerable to the attack of out-of-context actions, e.g., mimes [40]. While recent *pose-based* methods [6, 22, 44, 45], which replace the RGB input with human skeletons, have a potential to resolve this issue as a reasonable alternative, the situation is very difficult in the wild. For most of real-world videos in the standard benchmark datasets, human poses are not easy to detect, only partially visible (mostly, close-up

^{*} equal contribution

¹Seoul National University, Seoul, Korea

²Pohang University of Science and Technology, Pohang, Korea

faces and hands), or completely absent (first-person view without any persons). Even with successful detection, human poses are often ambiguous. As shown in the example in Fig. 1(a), while the appearance-based approach successfully predicts “eating ice cream” by exploiting the appearance of ice creams, the pose-based approach often fails due to the ambiguity of the pose without the appearance context. In contrast, when successfully detected, the pose-based approach has robustness against contextual bias. As shown in the example of Fig. 1(b), while the appearance approach is misled by the appearance of barbells, the pose-based approach correctly predicts “hurdling”. To tackle the issue, several methods [6, 9, 27, 39, 44, 45, 47] attempt to integrate the two approaches; they either aggregate the two streams by averaging predicted action scores [6, 9, 39, 44, 45] or fusing features from the two streams by fully-connected layers [27, 47]. Integrating appearance and pose, however, has turned out to be non-trivial. Recent research [40] shows that their models all inherit a strong bias towards contextual information present in the datasets [23, 24] and thus are easily fooled by out-of-context action videos.

To address the problem, we propose an effective and robust integration model, dubbed *IntegralAction*, that dynamically combines appearance and pose features in a pose-driven manner. The main idea is to let the pose stream decide how much and which appearance information is used in integration based on whether the given pose information is reliable or not. It thus encourages the system to filter out unnecessary contextual information and focus on human motion information when the pose information is sufficient for action recognition. In experimental evaluation, we demonstrate that the proposed pose-driven feature integration greatly improves action recognition on out-of-context action videos, Mimetics [40] dataset, while preserving good performance on in-context action videos, Kinetics [19] and NTU-RGBD [31] datasets.

2. Related work

Appearance-based human action recognition. The appearance-based human action recognition methods rely on raw RGB video frames for prediction. There exist different approaches to it using Recurrent Neural Networks (RNNs) [8], CNNs [12, 33], and 3D CNNs [4, 35, 36, 43]. Simonyan *et al.* [33] introduce two-stream networks with RGB and optical flow streams, which process RGB frames together with corresponding optical flow frames; each stream is trained separately, and softmax outputs from the two streams are then averaged to obtain a final prediction. Feichtenhofer *et al.* [12] propose similar two-stream networks that combine the two-stream features using convolution layers. Carreira *et al.* [4] introduce the inflated 3D CNN (I3D) that expands ImageNet [30] pre-trained kernels of 2D CNN to 3D. They verify 3D CNNs with large-

scale in-context action dataset such as Kinetics [19] become strong baselines in action recognition. Du *et al.* [36] and Xie *et al.* [43] factorize 3D convolutions into 2D and 1D convolutions for efficient prediction. Lin *et al.* [25] propose the temporal shifting module (TSM) that enables them to learn spatio-temporal features using 2D convolutions only.

Pose-based human action recognition. The pose-based human action recognition methods use human skeleton or pose videos for prediction. The pose video can be obtained from depth sensors [20, 26] or off-the-shelf 2D multi-person pose estimation models [3, 14]. The earlier work of Jhuang *et al.* [18] show that human pose features can improve human action recognition in videos. Du *et al.* [10] introduce hierarchical RNNs that use separated models for decomposed human skeleton parts according to a skeleton hierarchy. Zhu *et al.* [46] propose RNNs with long short-term memory (LSTM) for modeling long-term temporal dependencies. Cheron *et al.* [5] construct two-stream networks that process RGB frames and optical flows of human parts. Choutas *et al.* [6] introduce a concept of pose motion that represents the temporal movement of human pose in a spatial domain. Yan *et al.* [44] propose a unified 3D CNN model that effectively encodes multiple pose modalities. Du *et al.* [9] and Rohit *et al.* [13] use estimated human poses for attention mechanisms in their model by converting human keypoints to 2-dimensional heatmaps. Recently, Graph Convolution Networks (GCNs) have been used for skeleton-based action recognition [22, 32, 45]. Yan *et al.* [45] construct a spatio-temporal human pose graph and process it by GCN. Shi *et al.* [32] introduce a GCN-based action recognition system that learns graph topology. Li *et al.* [22] propose an encoder-decoder structure to capture action-specific latent high-order dependencies in their GCN-based model.

Integrating appearance and pose. Several methods have attempted to improve performance in action recognition by integrating the two approaches [6, 9, 13, 27, 39, 44, 45, 47]. Most of the methods [6, 9, 39, 44, 45] use to simply add predicted action scores from the two models in their testing stage. Rohit *et al.* [13] propose to use a bilinear pooling between appearance and pose features for their action classifier. Zolfaghari *et al.* [47] develop a multi-stream 3D CNN for processing multi-frame human poses, optical flows, and RGBs together. Luvizon *et al.* [27] propose a multi-task system that simultaneously predicts 2D/3D human pose and action class. Compared to our method, all these integration methods have serious limitations in robustness to in-context or out-of-context actions. Their models heavily rely on the appearance stream without any gating or regularization so that they are not able to filter out a strong contextual bias from out-of-context action videos. Furthermore, the post-processing integration of [6, 9, 39, 44, 45] is easily affected by inaccurate action prediction from the pose stream. Our dynamic integration method of *IntegralAction* effectively

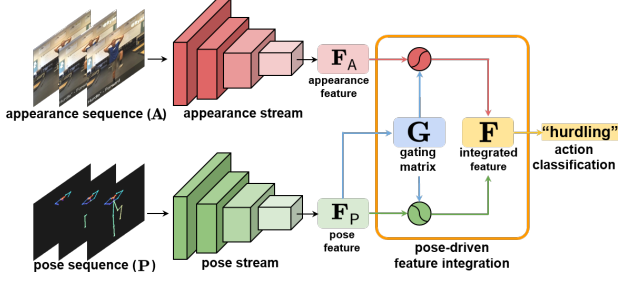


Figure 2: Overall pipeline of the proposed IntegralAction.

suppresses misleading contextual features from the appearance stream and also supplements inaccurate or ambiguous pose information with useful contextual appearance.

Gating for neural networks. Gating mechanisms control the information flow of neural networks through a multiplicative interaction and are being widely used for a variety of tasks [7, 16, 28, 43]. For example, Dauphin *et al.* [7] use a simple gating block for language modeling. Hu *et al.* [16] introduce a squeeze-and-excitation block for image classification. For video classification, Miech *et al.* [28] and Xie *et al.* [43] propose gating modules to reassign the distribution of feature channels. In this paper, we propose a new gating mechanism, which controls the information flow of appearance and human pose information through dynamic integration for recognizing human actions.

Our contributions can be summarized as follows.

- We present an action recognition model, IntegralAction, that dynamically integrates appearance and pose information in a pose-driven way.
- We show that our pose-driven feature integration significantly improves the action recognition accuracy on out-of-context action videos while preserving the accuracy on in-context action videos.
- Our IntegralAction achieves highly robust performance across in-context and out-of-context action video datasets. Especially, it significantly outperforms the recent state-of-the-art methods on out-of-context action video dataset.

3. IntegralAction model

Given a video clip, the proposed model, IntegralAction, takes as input both its appearance sequence \mathbf{A} and the corresponding pose estimation sequence \mathbf{P} , and then predicts action probabilities of the video over target classes \mathcal{C} . The appearance sequence is composed of RGB frames, while the pose sequence is of human pose frames. As illustrated in Fig. 2, IntegralAction processes the two sequences, \mathbf{A} and \mathbf{P} , via appearance and pose streams; these two streams transform \mathbf{A} and \mathbf{P} into spatio-temporal appearance and

pose features, respectively. The proposed pose-driven feature integrator then combines the two features into an integrated action feature. Finally, the action feature is fed to a classifier, which outputs action probabilities over target classes \mathcal{C} .

3.1. Appearance stream

For an input to the appearance stream, we sample T frames from the given video clip and construct a sequence $\mathbf{A} \in \mathbb{R}^{T \times 3 \times H_A \times W_A}$ where T , H_A , and W_A denote the numbers of frames, height, and width of the sequence, respectively. The frames are sampled by randomly choosing the first frame within the video clip and then collecting subsequent frames at τ frame intervals [4, 43]. The frames are resized and center-cropped into the size of $H_A \times W_A$. Given the sequence of RGB frames \mathbf{A} , the appearance stream transforms it into an appearance feature $\mathbf{F}_A \in \mathbb{R}^{T \times C}$.

For an architecture of the stream, we employ ResNet [15] and add the temporal shift module (TSM) [25] for each residual block of the ResNet for efficient and effective spatio-temporal feature extraction following Lin *et al.* [25]; the TSM enables to obtain the effect of 3D convolutions using efficient 2D convolutions by shifting a part of input feature channels along the temporal axis before the convolution operation. Following the setting in [25], we shift 1/8 of the input feature channels forward and another 1/8 of the channels backward in the TSM. The final appearance feature \mathbf{F}_A is obtained by performing a global average pool on the output of the ResNet.

3.2. Pose stream

For an input to the pose stream, we sample T frames from the video clip using the same sampling scheme used in the appearance stream, and extract human body keypoints from the frames using off-the-shelf 2D multi-person pose estimation methods [2, 3, 14]. The keypoints for each frame are then translated into K keypoint heatmaps [2, 42] and B part affinity fields [3], which will be described below. Combining the heatmaps and fields along channels, we construct a sequence $\mathbf{P} \in \mathbb{R}^{T \times (K+B) \times H_P \times W_P}$ where H_P and W_P represent the height and width of the sequence, respectively. Given the sequence of human pose frames \mathbf{P} , the pose stream transforms it into a pose features $\mathbf{F}_P \in \mathbb{R}^{T \times C}$.

For an architecture of the stream, we employ the same ResNet model used in the appearance stream but with some modification for memory efficiency. Specifically, we skip the first two-strided convolutional layer and the next max-pooling layer of the ResNet; this allows us to set H_P and W_P to one-quarter of H_A and W_A , respectively while preserving the spatial size of the output to be the same as that from the appearance stream. As the channel dimension of \mathbf{P} , $K + B$, is relatively large, we reduce the spatial size of \mathbf{P} for efficient feature extraction. To adapt the channel dimension

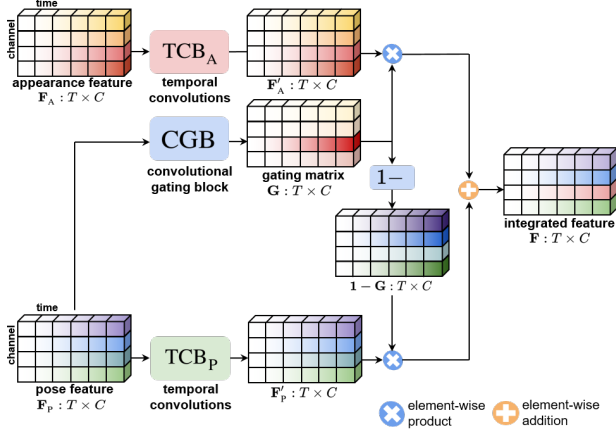


Figure 3: Pose-driven feature integration.

of \mathbf{P} to the input channel dimension of the first block of the ResNet, we put a front-end convolutional block that consists of a 3-by-3 convolutional layer, batch normalization [17], and a ReLU function.

Keypoint heatmap. Each keypoint is translated into a heatmap \mathbf{H}_k using a Gaussian blob [2, 42]: $\mathbf{H}_k(x, y) = \exp\left(-\frac{(x-x_k)^2 + (y-y_k)^2}{2\sigma^2}\right)$, where x_k and y_k are the coordinates of k th keypoint and σ is set to 0.5. When multiple persons are detected in the frame, we sort them by the pose estimation score and select top-5 persons. If the score is below 0.1, the keypoint heatmap of the person becomes zero heatmap. Then, we accumulate heatmaps of each keypoint from the persons and clamp the value to a maximum of 1.0.

Part affinity field (PAF). The PAF [3] is a vector field between human keypoint locations in the image space. For its construction, we define a bone as a pair of parent and child nodes in the human skeleton graph. To translate the b th bone of a detected human into a PAF \mathbf{L}_b , we assign the 2D orientation vector of the corresponding keypoint pair to all positions (x, y) on the line formed by the keypoint pair: $\mathbf{L}_b(x, y) = \mathbf{v}_b$ where $\mathbf{v}_b \in \mathbb{R}^2$ is the 2D unit vector in the direction of the b th bone [3]. Given a pose estimator (e.g., [2]), we sort its pose estimation results by the scores and select top-5 persons to make PAFs. When a position is assigned bones of multiple persons, it obtains the average of all the corresponding vectors. PAFs implicitly provide information about which person each keypoint belongs to, e.g., greedy parsing of PAFs would be able to reconstruct the keypoint connections (i.e., bones) of a person. PAFs are thus useful in the presence of multiple persons and complementary to the keypoint heatmaps.

3.3. Pose-driven feature integration

To combine the appearance and pose features, \mathbf{F}_A and \mathbf{F}_P , into an *adaptive* and *robust* action feature \mathbf{F} , we propose to learn *pose-driven feature integration*. As illustrated

in Fig. 3, it proceeds in three steps: (1) feature alignment, (2) pose-driven gating, and (3) aggregation.

Feature alignment. The appearance and pose features, \mathbf{F}_A and \mathbf{F}_P , are transformed into \mathbf{F}'_A and \mathbf{F}'_P so that they are semantically aligned (i.e., channel-wise aligned) to each other with the same channel dimension. This is done by two temporal convolution blocks, TCB_A and TCB_P , each of which consists of convolution with kernel size 1, layer normalization [1], and ReLU activation function; the two temporal convolution blocks are separately applied to \mathbf{F}_A and \mathbf{F}_P , respectively, and produce outputs with the same channel dimension as inputs. This semantic alignment along channels is necessary for the two features, \mathbf{F}'_A and \mathbf{F}'_P , to be integrated by addition after gating.

Pose-driven gating. The pose-driven gating takes as input the pose feature \mathbf{F}_P , predicts a channel-wise gating matrix $\mathbf{G} \in \mathbb{R}^{T \times C}$, and imposes it on semantically aligned features \mathbf{F}'_A and \mathbf{F}'_P . The gating matrix \mathbf{G} is predicted by a convolutional gating block, CGB, that consists of convolution with kernel size 1, batch normalization, and sigmoid activation function. The gating matrix \mathbf{G} , where each element lies $[0, 1]$, is used to perform gating on \mathbf{F}'_A and \mathbf{F}'_P in opposite directions: $\mathbf{G} \odot \mathbf{F}'_A$ and $(1 - \mathbf{G}) \odot \mathbf{F}'_P$, where \odot denotes element-wise multiplication.

Aggregation. Finally, the aggregation simply combines the gated features of appearance and pose by element-wise addition, which produces an integrated action feature $\mathbf{F} \in \mathbb{R}^{T \times C}$ as follows:

$$\mathbf{F} = \mathbf{G} \odot \mathbf{F}'_A + (1 - \mathbf{G}) \odot \mathbf{F}'_P. \quad (1)$$

The main idea behind the pose-driven feature integration is to let the pose feature decide how much and which appearance information is used in integration based on whether the given pose information is reliable or not. To this end, we enforce it to learn a *priority for pose* by training the gating module with a regularizer:

$$L_{\text{gate}} = -\log(1 - \mathbf{G}), \quad (2)$$

which encourages the gate to be open to the appearance feature only when the cost needs to be taken based on the given pose feature. This prevents the integration from being biased towards strong contextual features from the appearance stream. If the pose feature provides sufficient information for action recognition, the proposed integration will focus on it without the risk of being misled by contexts from the appearance feature. Otherwise, it will utilize more contextual information from the appearance feature.

3.4. Action classification

The final classifier uses the integrated action feature \mathbf{F} to predict probabilities over target action classes. The classification is performed for each frame of \mathbf{F} by a fully-connected layer with softmax output. As in [25, 38], we

average the probabilities of the frames to obtain the final action probabilities of the video.

We train our model, IntegralAction, by minimizing the loss function:

$$L = L_{\text{cls}} + \lambda L_{\text{gate}}, \quad (3)$$

where L_{cls} represents the standard cross entropy loss and L_{gate} is the gate regularizer described above. λ is a balancing factor between them.

The training procedure proceeds as follows. We first train an appearance-only model and a pose-only model, which use \mathbf{F}_A and \mathbf{F}_P for classification, respectively, by minimizing L_{cls} only. These pre-trained appearance-only and pose-only models are used to initialize the IntegralAction except for the parts of feature integration and action classification, which are randomly initialized. The feature integration and classification parts are then trained by minimizing the entire loss L while the pre-trained parts of the network are frozen.

3.5. Implementation details

PyTorch [29] is used for implementation. The ResNet is initialized with the publicly released weight pre-trained on the ImageNet dataset [30], and the weights of the remaining part are initialized by Gaussian distribution with $\sigma = 0.001$. The weights are updated by the SGD with a mini-batch size of 32. $C = 512$ is used for all experiments. We set the size of the input RGB sequence as 224×224 , and that of the input pose sequence as 56×56 . When training the appearance and pose stream on Kinetics [19], the initial learning rate is set to 10^{-2} and reduced by a factor of 10 at 30th and 60th epoch until 70th epoch. For Kinetics50 [19] and NTU-RGBD [31], the initial learning rate is set to 10^{-2} and reduced by a factor of 10 at 20th and 30th epoch until 40th epoch. Then, for the final training on all datasets, the initial learning rate is set to 10^{-3} and reduced by a factor of 10 at 10th and 15th epoch until 20th epoch. We use four NVIDIA RTX 2080Ti GPUs for training our IntegralAction. In testing time, we sampled 10 clips per video and averaged the prediction following the work of [25].

4. Experiments

4.1. Datasets and evaluation metrics

Kinetics. Kinetics [19] is a large-scale human action dataset mostly with in-context action videos. The dataset consists of 240K training and 20K validation videos with 400 action classes. Following the work of [40], we also use a subset of Kinetics, Kinetics50, which contains 33K training and 2K validation videos with 50 action classes; these 50 action classes are strongly related with human body motions rather than background scene and objects. For human pose estimation on Kinetics, we use the results released by Yan *et al.* [45], which are obtained using OpenPose [2].

Mimetics. Mimetics [40] is a human action dataset mostly with out-of-context action videos. It consists of 713 videos and 50 human action classes, which are the same as those of Kinetics50. Due to its small scale, it is *only used to evaluate models trained on Kinetics50 or Kinetics* following Weinzaepfel *et al.* [40]. For human pose estimation on Mimetics, we use ResNet50-based Mask R-CNN [14, 41].

NTU-RGBD. NTU-RGBD [31] contains 56K RGBD video clips captured from a controlled lab environment. 40 subjects perform 60 actions, and most of the videos correspond to in-context actions. We use the standard cross-subject split for training and testing and exploit 2D human pose annotations provided by [31].

Following the previous results reported on Kinetics, Mimetics [4, 40], and NTU-RGBD [22, 32, 40, 45], both top-1 and top-5 accuracies are used as evaluation metrics for Kinetics and Mimetics while top-1 accuracy is used as an evaluation metric for NTU-RGBD.

4.2. Results on the benchmark datasets

In this experiment, we use ResNet-50 for the appearance model and ResNet-18 for the pose model. We set $T = 8$ and $\tau = 8$ for the appearance model, and $T = 32$ and $\tau = 2$ for the pose model. The same settings are used for appearance and pose streams of our integrated model. We apply $4 \times 1 \times 1$ average pooling along the temporal axis for \mathbf{F}_P to set the same feature dimension as that of \mathbf{F}_A before the feature integration.

Comparison to the baselines. First of all, we compare single-stream models with the proposed integrated model on different benchmark datasets. Since the balancing factor λ controls the degree of pose priority in dynamic gating, we use two versions of IntegralAction: weak priority ($\lambda = 1.5$) and strong priority ($\lambda = 5.0$). The results are summarized in Table 1. The appearance-only model shows strong performance on the in-context action datasets (Kinetics and NTU-RGBD) but drastically fails on the out-of-context action dataset (Mimetics). The pose-only model shows the opposite; it achieves strong performance on Mimetics while significantly underperforming others on Kinetics and NTU-RGBD. The proposed method, IntegralAction, presents robust performance on all the benchmark datasets. It achieves good performance on Mimetics while being comparable to appearance-only model on Kinetics. In NTU-RGBD, our method obtains an additional gain by integrating appearance and pose information. The last column of Table 1 represents the average rank over all the three datasets, which shows that the proposed method performs the best on average.

Comparison to the state-of-the-art methods. We compare our results with recent state-of-the-art results on Kinetics and Mimetics in Table 2. Each section of the table contains the results of appearance-based methods [4, 25, 36, 40], pose-based methods [21, 31, 40, 45], and the proposed

Table 1: Top-1 & top-5 accuracy comparison with baselines on Kinetics, Mimetics, and NTU-RGBD.

methods	Kinetics		Mimetics		NTU-RGBD		avg rank
	top-1	top-5	top-1	top-5	top-1	top-5	
appearance-only model	73.5	91.0	6.3	16.7	90.4	99.0	2.7
pose-only model	30.2	51.3	15.2	33.1	83.7	97.0	3.2
IntegralAction (ours, $\lambda = 1.5$)	73.3	90.8	12.8	26.0	91.7	99.4	1.8
IntegralAction (ours, $\lambda = 5.0$)	65.0	85.9	15.3	31.5	91.0	99.2	2.2

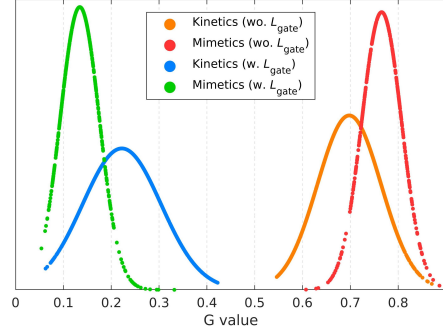
Table 2: Top-1 & top-5 accuracy on Kinetics and Mimetics.

methods	Kinetics		Mimetics	
	top-1	top-5	top-1	top-5
Appearance-based methods				
I3D (RGB) [4]	71.1	89.3	-	-
R(2+1)D (RGB) [36]	72.0	90.0	-	-
TSM [25]	73.5	91.0	6.3	16.7
3D ResNeXt-101 (RGB) [40]	74.5	-	8.6	20.1
3D ResNeXt-101 two-stream [40]	-	-	10.5	26.9
Pose-based methods				
Deep LSTM [31]	16.4	35.3	-	-
TCN [21]	20.3	40.0	-	-
ST-GCN [45]	30.7	52.8	12.6	27.4
SIP-Net [40]	32.8	-	14.2	32.0
IntegralAction (ours, $\lambda = 1.5$)	73.3	90.8	12.8	26.0
IntegralAction (ours, $\lambda = 5.0$)	65.0	85.9	15.3	31.5

Table 3: Top-1 accuracy on NTU-RGBD.

methods	NTU-RGBD top-1
Lie Group [37]	50.1
Du et al. [10]	59.1
Deep LSTM [31]	60.7
SIP-Net [40]	64.8
Zolfaghari et al. [47]	67.8
TCN [21]	74.3
ST-GCN [45]	81.5
AS-GCN [22]	86.8
2S-AGCN [32]	88.5
IntegralAction (ours, $\lambda = 1.5$)	91.7
IntegralAction (ours, $\lambda = 5.0$)	91.0

method, respectively. As expected, appearance-based methods are better than pose-based methods on Kinetics, while pose-based methods are better than appearance-based methods on Mimetics. The proposed method is competitive with the appearance-based methods [4, 25, 36, 40], and outperforms all the other pose-based methods [21, 31, 40, 45] by a large margin in Kinetics. At the same time, our method achieves state-of-the-art performance in Mimetics. Table 2 summarizes the comparative results on NTU-RGBD. The upper part of the table contains the results of previous pose-based methods including a hand-crafted feature method [37], RNN methods [10, 31], CNN methods [21, 40, 47], and GCN methods [22, 32, 45]. The pro-

Figure 4: Average distributions of gating G from models trained with and without L_{gate} on Kinetics50 and Mimetics.

posed method outperforms all the other methods, outperforming the state of the arts by the margin of 3.2% points at top-1 accuracy.

4.3. Comparison with other integration methods

We compare top-1 and top-5 accuracy from appearance-only model, pose-only model, and different feature integration methods including feature fusion [27, 47] and score average in testing stage [6, 9, 39, 44, 45] in Table 4. To implement the feature fusion, we pass F_P and F_A to an additional fully-connected layer, of which output is used for the action prediction. We additionally train variants of our IntegralAction by disabling the gating or gating without L_{gate} . Among all the integration methods, our method achieves the best accuracy on Mimetics and marginally lower accuracy than the best performing one on Kinetics50. The relative performance difference between other best performing integration method and ours on Mimetics is 23%, while that on Kinetics50 is 3%. For all models, the network architectures are based on that of our IntegralAction. The appearance and pose streams are based on ResNet-18, and we set $T = \tau = 8$. All models are trained on Kinetics50 and then tested on Kinetics50 and Mimetics.

Comparison with the feature fusion. The feature fusion method [27, 47] suffers from low accuracy on Mimetics because their networks are trained without any gating or regularization; therefore theirs cannot filter out a strong con-

Table 4: Top-1 and top-5 accuracy comparison between various appearance and pose stream integration methods on Kinetics50 and Mimetics. The numbers in parentheses represent relative difference between other best performing integration method and ours.

methods	Kinetics50		Mimetics	
	top-1	top-5	top-1	top-5
appearance-only model	72.8	91.7	11.2	31.7
pose-only model	45.6	72.9	26.0	52.2
feature fusion [27, 47]	73.8	93.4	19.5	42.3
score average [6, 44]	73.9	91.4	21.6	48.7
ours without gating	74.2	93.2	21.3	45.5
ours without L_{gate}	73.2	92.1	15.9	37.2
IntegralAction (ours)	72.2 (\downarrow 3%)	92.3 (\downarrow 1%)	26.5 (\uparrow 23%)	50.5 (\uparrow 6%)

Table 5: Class-wise average gating \mathbf{G} on Kinetics50.

action classes	average \mathbf{G}
writing	0.33
flying kite	0.32
tying tie	0.31
driving car	0.28
hitting baseball	0.18
skipping rope	0.17
deadlifting	0.16
clean and jerk	0.15

textual bias from out-of-context action videos. In contrast, our IntegralAction is not dominated by the biased contextual information by introducing the regularizer L_{gate} , which results in significant performance improvement on Mimetics as shown in 6th and the last row of the Table 4. In order to further validate this, we visualize in Figure 4 the distributions of the gating \mathbf{G} averaged over the channel dimension from models, which are trained with and without L_{gate} , respectively, on Kinetics50 and Mimetics. For better visualization, we fit Gaussians to the original distributions. As Figure 4 shows, the regularizer translates the mean of each distribution to a lower value, which enforces our system to prefer pose features over the appearance features. Our IntegralAction thus utilizes the pose feature when the input pose sequence provides sufficient information for action recognition without being dominated by the appearance feature.

Comparison with the score average. The score averaging methods [6, 9, 39, 44, 45] average the predicted action probability from the appearance-only and pose-only models in testing stage. This makes their system suffer from low accuracy on Mimetics because strongly biased action prediction from the appearance-based model is not filtered out when averaging. In contrast, our IntegralAction dynamically integrates the appearance features and pose features. Figure 4 shows that average distributions of the gating \mathbf{G} from Kinetics50 and Mimetics have very different variances, which in-

dicates that the estimated gating matrix varies according to the input sequence. As some videos of Kinetics50 contain human-central videos while others contain context-central videos, the importance of the input pose sequence for action recognition significantly varies, which makes the gating values diverge. In contrast, most of the videos of Mimetics contain human-central videos, which results in gating values with less variance. We also show the average values of gating matrix \mathbf{G} for different action classes in Table 5. It shows that the gating value tends to be lower when the action class is highly related to human motion and becomes higher when the class is related to the context such as background and objects. This dynamic feature integration is essential for filtering out the biased action prediction from the appearance feature.

Performance on Kinetics50. Although our IntegralAction outperforms other integration methods on Mimetics by a large margin, it decreases the top-1 accuracy of the appearance-only model on Kinetics50 slightly while increases the top-5 accuracy. We believe this is because our regularizer is applied to all frames equally, which can enforce our model to prefer the pose feature even when the appearance feature plays a critical role in the frames for the action recognition. While we have tried to utilize the action recognition results on the training frames to supervise the gating matrix differently for each frame, it did not improve the action recognition accuracy in a meaningful margin. We leave designing a frame (or video)-adaptive regularizer as future work.

4.4. Ablation study on IntegralAction

For this ablation study, we use ResNet-18 and set $T = \tau = 8$ for both appearance and pose streams. The model is trained on Kinetics50 and then tested on Kinetics50 and Mimetics.

Pose-driven vs. appearance-driven feature integration. To demonstrate the effectiveness of the pose-driven feature integration, we compare the top-1 and top-5 accuracy be-

Table 6: Top-1 & top-5 accuracy comparison on Kinetics50 and Mimetics between different models that estimate gating from appearance feature, pose feature, and both of them, respectively. The numbers in parentheses represent the rate of improvement from the other best performer.

methods	Kinetics50		Mimetics	
	top-1	top-5	top-1	top-5
appearance-driven	73.8	93.0	23.2	48.2
pose-driven (ours)	72.2 (\downarrow 2%)	92.3 (\downarrow 1%)	26.5 (\uparrow 12%)	50.5 (\uparrow 5%)
both-driven	73.3	92.4	23.7	46.5

Table 7: Top-1 & top-5 accuracy of models trained with different λ values on Kinetics50 and Mimetics.

λ value	Kinetics50		Mimetics	
	top-1	top-5	top-1	top-5
0.0	73.2	92.1	15.9	37.2
1.0	72.8	92.6	25.7	47.8
1.5 (ours)	72.2	92.3	26.5	50.5
5.0	67.8	89.7	27.2	48.2

Table 8: Top-1 and top-5 accuracy comparison between models trained with various training strategies on Kinetics50 and Mimetics.

pre-train	fix	Kinetics50		Mimetics	
		top-1	top-5	top-1	top-5
\times	\times	72.2	93.6	17.8	43.1
\checkmark	\times	72.5	92.0	23.5	46.6
\checkmark	\checkmark	72.2	92.3	26.5	50.5

tween models that estimate the gating matrix \mathbf{G} from the appearance feature \mathbf{F}_A , pose feature \mathbf{F}_P , and combined one in Table 6. We combined them by a concatenation along the channel dimension. As the table shows, our pose-driven feature integration significantly outperforms appearance-driven and both-driven ones on Mimetics, while produces marginally lower accuracy on Kinetics50. The relative performance gap on Mimetics is 12%, while that on Kinetics50 is 2%. The reason for worse performance of the appearance-driven and both-driven ones on Mimetics is that the appearance feature provides strong contextual information and forces CGB, which estimates the gating matrix, to be dominated by the contextual information. In contrast, pose feature without contextual information can make CGB robust to the biased context, which leads to more robust performance on out-of-context action videos.

Results with different training settings. We provide results using different λ values in Table 7. As the table shows, a larger λ value regularizes the model to choose the feature from the pose stream stronger, which results in low performance on Kinetics50 and good performance on Mimetics. We found that $\lambda = 1.5$ achieves high accuracy on Mimet-

ics while marginally decreases the accuracy on Kinetics50; therefore we set $\lambda = 1.5$ through the whole experiments.

In addition, in Table 8, we compare ours with two other training strategies. The first one is to train from scratch without pre-training (the first row), and the second one is to train with pre-training together with finetuning (the second row), meaning that the pre-trained streams are not fixed when training feature integration and classification part. As the table shows, starting from pre-trained appearance and pose streams greatly improves the accuracy on Mimetics. In addition, fixing the pre-trained two streams also increases the accuracy on Mimetics significantly.

We think our strategy, *i.e.*, pre-training each stream separately and fixing them, can maintain their complementary characteristics better than training the whole system from scratch or fine-tuning them during the final training stage. This may be crucial because maintaining the complementary characteristics of each stream and utilizing them is the essence of our IntegralAction.

5. Conclusion

We propose IntegralAction, which dynamically integrates appearance and pose information in a pose-driven manner for robust human action recognition. The previous integration methods use a static aggregation of the two information or sequentially refine the pose information using the appearance information, which suffers from a strong bias of contextual information from out-of-context action videos. In contrast, our pose-driven feature integration can filter out the biased contextual information, thus can perform robust action recognition on both in-context and out-of-context action videos. The proposed IntegralAction achieves highly robust performance across in-context and out-of-context action video datasets.

Acknowledgments

This work was supported by the Next-Generation Information Computing Development Program (NRF-2017M3C4A7069369) and the Visual Turing Test project (IITP-2017-0-01780) funded by the Ministry of Science and ICT of Korea.

References

- [1] Jimmy Lei Ba, Jamie Ryan Kiros, and Geoffrey E Hinton. Layer normalization. *arXiv preprint arXiv:1607.06450*, 2016.
- [2] Zhe Cao, Gines Hidalgo, Tomas Simon, Shih-En Wei, and Yaser Sheikh. Openpose: realtime multi-person 2d pose estimation using part affinity fields. *arXiv preprint arXiv:1812.08008*, 2018.
- [3] Zhe Cao, Tomas Simon, Shih-En Wei, and Yaser Sheikh. Realtime multi-person 2d pose estimation using part affinity fields. In *CVPR*, 2017.
- [4] Joao Carreira and Andrew Zisserman. Quo vadis, action recognition? a new model and the kinetics dataset. In *CVPR*, 2017.
- [5] Guilhem Chéron, Ivan Laptev, and Cordelia Schmid. P-cnn: Pose-based cnn features for action recognition. In *ICCV*, 2015.
- [6] Vasileios Choutas, Philippe Weinzaepfel, Jérôme Revaud, and Cordelia Schmid. Potion: Pose motion representation for action recognition. In *CVPR*, 2018.
- [7] Yann N Dauphin, Angela Fan, Michael Auli, and David Grangier. Language modeling with gated convolutional networks. In *ICML*, 2017.
- [8] Jeffrey Donahue, Lisa Anne Hendricks, Sergio Guadarrama, Marcus Rohrbach, Subhashini Venugopalan, Kate Saenko, and Trevor Darrell. Long-term recurrent convolutional networks for visual recognition and description. In *CVPR*, 2015.
- [9] Wenbin Du, Yali Wang, and Yu Qiao. Rpan: An end-to-end recurrent pose-attention network for action recognition in videos. In *ICCV*, 2017.
- [10] Yong Du, Wei Wang, and Liang Wang. Hierarchical recurrent neural network for skeleton based action recognition. In *CVPR*, 2015.
- [11] Christoph Feichtenhofer, Haoqi Fan, Jitendra Malik, and Kaiming He. Slowfast networks for video recognition. In *ICCV*, 2019.
- [12] Christoph Feichtenhofer, Axel Pinz, and Andrew Zisserman. Convolutional two-stream network fusion for video action recognition. In *CVPR*, 2016.
- [13] Rohit Girdhar and Deva Ramanan. Attentional pooling for action recognition. In *NeurIPS*, 2017.
- [14] Kaiming He, Georgia Gkioxari, Piotr Dollár, and Ross Girshick. Mask r-cnn. In *ICCV*, 2017.
- [15] Kaiming He, Xiangyu Zhang, Shaoqing Ren, and Jian Sun. Deep residual learning for image recognition. In *CVPR*, 2016.
- [16] Jie Hu, Li Shen, and Gang Sun. Squeeze-and-excitation networks. In *CVPR*, 2018.
- [17] Sergey Ioffe and Christian Szegedy. Batch normalization: Accelerating deep network training by reducing internal covariate shift. *ICML*, 2015.
- [18] Hueihan Jhuang, Juergen Gall, Silvia Zuffi, Cordelia Schmid, and Michael J Black. Towards understanding action recognition. In *ICCV*, 2013.
- [19] Will Kay, Joao Carreira, Karen Simonyan, Brian Zhang, Chloe Hillier, Sudheendra Vijayanarasimhan, Fabio Viola, Tim Green, Trevor Back, Paul Natsev, et al. The kinetics human action video dataset. *arXiv preprint arXiv:1705.06950*, 2017.
- [20] Leonid Keselman, John Iselin Woodfill, Anders Grunnet-Jepsen, and Achintya Bhowmik. Intel realsense stereoscopic depth cameras. In *CVPRW*, 2017.
- [21] Tae Soo Kim and Austin Reiter. Interpretable 3d human action analysis with temporal convolutional networks. In *CVPRW*, 2017.
- [22] Maosen Li, Siheng Chen, Xu Chen, Ya Zhang, Yanfeng Wang, and Qi Tian. Actional-structural graph convolutional networks for skeleton-based action recognition. In *CVPR*, 2019.
- [23] Yingwei Li, Yi Li, and Nuno Vasconcelos. Resound: Towards action recognition without representation bias. In *ECCV*, 2018.
- [24] Yi Li and Nuno Vasconcelos. Repair: Removing representation bias by dataset resampling. In *CVPR*, 2019.
- [25] Ji Lin, Chuang Gan, and Song Han. Tsm: Temporal shift module for efficient video understanding. In *ICCV*, 2019.
- [26] Jun Liu, Amir Shahroudy, Dong Xu, and Gang Wang. Spatio-temporal lstm with trust gates for 3d human action recognition. In *ECCV*, 2016.
- [27] Diogo C Luvizon, David Picard, and Hedi Tabia. 2d/3d pose estimation and action recognition using multitask deep learning. In *CVPR*, 2018.
- [28] Antoine Miech, Ivan Laptev, and Josef Sivic. Learnable pooling with context gating for video classification. *arXiv preprint arXiv:1706.06905*, 2017.
- [29] Adam Paszke, Sam Gross, Soumith Chintala, Gregory Chanan, Edward Yang, Zachary DeVito, Zeming Lin, Alban Desmaison, Luca Antiga, and Adam Lerer. Automatic differentiation in pytorch. 2017.
- [30] Olga Russakovsky, Jia Deng, Hao Su, Jonathan Krause, Sanjeev Satheesh, Sean Ma, Zhiheng Huang, Andrej Karpathy, Aditya Khosla, Michael Bernstein, et al. Imagenet large scale visual recognition challenge. *IJCV*, 2015.
- [31] Amir Shahroudy, Jun Liu, Tian-Tsong Ng, and Gang Wang. Ntu rgb+d: A large scale dataset for 3d human activity analysis. In *CVPR*, 2016.
- [32] Lei Shi, Yifan Zhang, Jian Cheng, and Hanqing Lu. Two-stream adaptive graph convolutional networks for skeleton-based action recognition. In *CVPR*, 2019.
- [33] Karen Simonyan and Andrew Zisserman. Two-stream convolutional networks for action recognition in videos. In *NeurIPS*, 2014.
- [34] Karen Simonyan and Andrew Zisserman. Very deep convolutional networks for large-scale image recognition. *ICLR*, 2014.
- [35] Du Tran, Lubomir Bourdev, Rob Fergus, Lorenzo Torresani, and Manohar Paluri. Learning spatiotemporal features with 3d convolutional networks. In *ICCV*, 2015.
- [36] Du Tran, Heng Wang, Lorenzo Torresani, Jamie Ray, Yann LeCun, and Manohar Paluri. A closer look at spatiotemporal convolutions for action recognition. In *CVPR*, 2018.
- [37] Raviteja Vemulapalli, Felipe Arrate, and Rama Chellappa. Human action recognition by representing 3d skeletons as points in a lie group. In *CVPR*, 2014.

- [38] Limin Wang, Yuanjun Xiong, Zhe Wang, Yu Qiao, Dahua Lin, Xiaoou Tang, and Luc Van Gool. Temporal segment networks: Towards good practices for deep action recognition. In *ECCV*, 2016.
- [39] Wei Wang, Jinjin Zhang, Chenyang Si, and Liang Wang. Pose-based two-stream relational networks for action recognition in videos. *arXiv preprint arXiv:1805.08484*, 2018.
- [40] Philippe Weinzaepfel and Grégory Rogez. Mimetics: Towards understanding human actions out of context. *arXiv preprint arXiv:1912.07249*, 2019.
- [41] Yuxin Wu, Alexander Kirillov, Francisco Massa, Wan-Yen Lo, and Ross Girshick. Detectron2. <https://github.com/facebookresearch/detectron2>, 2019.
- [42] Bin Xiao, Haiping Wu, and Yichen Wei. Simple baselines for human pose estimation and tracking. *ECCV*, 2018.
- [43] Saining Xie, Chen Sun, Jonathan Huang, Zhuowen Tu, and Kevin Murphy. Rethinking spatiotemporal feature learning: Speed-accuracy trade-offs in video classification. In *ECCV*, 2018.
- [44] An Yan, Yali Wang, Zhifeng Li, and Yu Qiao. Pa3d: Pose-action 3d machine for video recognition. In *CVPR*, 2019.
- [45] Sijie Yan, Yuanjun Xiong, and Dahua Lin. Spatial temporal graph convolutional networks for skeleton-based action recognition. In *AAAI*, 2018.
- [46] Wentao Zhu, Cuiling Lan, Junliang Xing, Wenjun Zeng, Yanghao Li, Li Shen, and Xiaohui Xie. Co-occurrence feature learning for skeleton based action recognition using regularized deep lstm networks. In *AAAI*, 2016.
- [47] Mohammadreza Zolfaghari, Gabriel L Oliveira, Nima Sedaghat, and Thomas Brox. Chained multi-stream networks exploiting pose, motion, and appearance for action classification and detection. In *ICCV*, 2017.

Supplementary Material of “IntegralAction: Pose-driven Feature Integration for Robust Human Action Recognition in Videos”

In this supplementary material, we present more experimental results that could not be included in the main manuscript due to the lack of space.

1. Effect of the pose stream inputs

To analyze the effects of keypoint heatmaps and PAFs as inputs of the pose stream, we compare the top-1 and top-5 accuracy from pose-only models that take 1) the keypoint heatmaps, 2) the PAFs, and 3) both in Table 9. The table shows that taking both inputs achieves the best accuracy on Kinetics50 and Mimetics. The keypoint heatmaps provide the locations of each human body keypoint, which are useful in single person cases, but do not include sufficient information for differentiating each person in multi-person cases. On the other hand, the PAFs contain relationships between the keypoints from each person, which can provide information to differentiate each person in multi-person cases. We found that most of the videos in Mimetics contain a single person, which makes the heatmap-only model perform well on the action recognition. However, many videos in Kinetics contain multiple persons, and thus additional PAFs further improve the accuracy.

2. Deeper comparison with the score averaging

Most of the previous methods [6, 9, 39, 44, 45] use to simply average predicted action scores from the appearance-based and pose-based action recognition models in their testing stage. We compared their accuracy with ours in Table 4 of the main manuscript, and we provide a deeper comparison between ours and theirs in Figure 5. We report top-1 accuracy on Kinetics50 and Mimetics of score averaging with various averaging weights. As the figure shows, the score averaging method that performs best on Kinetics50 achieves slightly better accuracy than ours. However, it suffers from a noticeable performance drop on Mimetics. The proposed IntegralAction achieves highly robust performance on both Kinetics50 and Mimetics datasets.

3. Appearance-only, pose-only, vs. IntegralAction

In this experiment, we analyze top-1 accuracy of each action class using the appearance-only, pose-only, and the proposed IntegralAction on Kinetics50, Mimetics, and NTU-RGBD in Table 10, 11, and 12, respectively. In addition, we compare them with the oracle selection that chooses the best prediction between the appearance-only and the pose-only. We also visualize confusion matrices

Table 9: Top-1 and top-5 accuracy comparison between pose-only models that take various combinations of input on Kinetics50 and Mimetics.

settings	Kinetics50		Mimetics	
	top-1	top-5	top-1	top-5
heatmap-only	43.5	72.1	26.0	50.0
PAF-only	45.0	73.2	25.0	49.8
heatmap + PAF (ours)	45.6	72.9	26.0	52.2

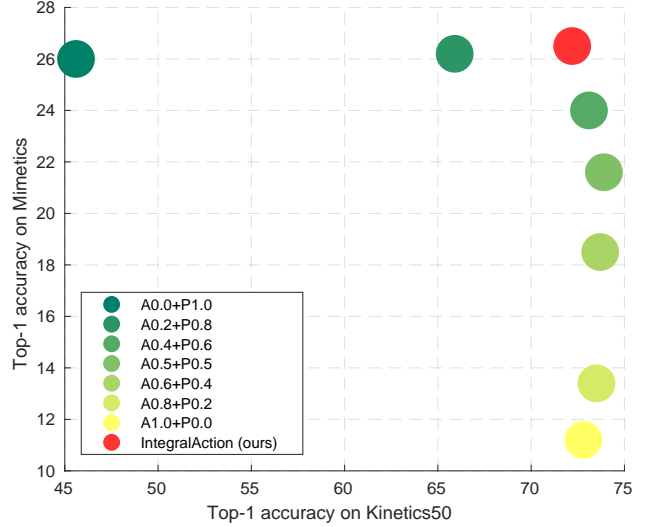


Figure 5: Top-1 accuracy on Kinetics50 and Mimetics comparison between the proposed IntegralAction and score averaging with various average ratios. The numbers to the left and right of plus sign denote averaging weight at the score from the appearance-based and pose-based models, respectively.

from the appearance-only, pose-only, and our IntegralAction in Fig. 6. As the tables and figures show, our IntegralAction produces robust action recognition over action classes of the three datasets, while the appearance-only and pose-only fail on Mimetics and Kinetics50, respectively. The proposed IntegralAction achieves the best average accuracy on Mimetics and NTU-RGBD. In addition, it significantly outperforms the pose-only and achieves comparable average accuracy with the appearance-only on Kinetics50.

Figures 7, 8, 9, 10, and 11 show qualitative results from the appearance-only, pose-only, and the proposed IntegralAction. Interestingly, our IntegralAction often succeeds in recognizing correct actions even when both the appearance-only and pose-only fail and so does the oracle selection, as shown in Fig. 11. We found that this happens when the appearance-only model is fooled by focusing on the contextual information such as background scene and objects, and the pose-only model suffers from the context

ambiguity because the input pose sequence can be mapped to multiple action classes. For example, the second example of Fig. 11 shows that the appearance-only model is fooled by drinking people, and the pose-only model suffers from the context ambiguity. As the input pose sequence does not contain finger keypoints, the pose-only model predicts the input pose is about playing volleyball based on the given body keypoints. The input pose sequence may need to contain richer geometric information of the human body for better performance, for example, finger keypoints and finally, a 3D mesh of the human. Also, improving the integration part to more effectively combine the context from the appearance stream and the human motion from the pose stream should also be studied.

4. Network architecture of IntegralAction

In this section, we provide the detailed network architectures used in our paper. Table 13 shows the network architecture we used in Section 4.2 of the main manuscript, while Table 14 shows the network architecture we used in Section 4.3 and 4.4 of the main manuscript.

Table 10: The top-1 accuracy for each action comparison between appearance-only, pose-only, our IntegralAction, and the oracle selection on Kinetics50.

classes	appearance-only	pose-only	IntegralAction (ours)	oracle selection
surfing water	87.5	25.0	91.7	87.5
shooting goal (soccer)	51.0	10.2	49.0	51.0
hitting baseball	84.0	54.0	88.0	88.0
playing bass guitar	86.0	44.0	78.0	88.0
reading book	66.0	38.0	60.0	70.0
juggling soccer ball	58.0	66.0	70.0	80.0
dribbling basketball	74.0	58.0	72.0	82.0
playing accordion	91.8	75.5	89.8	91.8
catching or throwing baseball	39.6	10.4	41.7	50.0
archery	77.6	30.6	75.5	79.6
tying tie	86.0	44.0	86.0	88.0
skiing (not slalom or crosscountry)	95.9	63.3	95.9	95.9
brushing hair	62.0	34.0	60.0	68.0
hurdling	92.0	66.0	90.0	94.0
playing violin	76.0	60.0	74.0	86.0
playing volleyball	79.2	45.8	77.1	81.2
deadlifting	87.8	87.8	91.8	93.9
skipping rope	67.3	77.6	85.7	85.7
playing piano	78.0	38.0	76.0	80.0
writing	72.0	22.0	72.0	74.0
climbing a rope	78.0	82.0	78.0	88.0
dunking basketball	56.2	41.7	60.4	68.8
playing basketball	58.0	32.0	58.0	66.0
brushing teeth	66.0	44.0	68.0	72.0
drinking	30.6	14.3	32.7	36.7
driving car	91.7	39.6	87.5	91.7
walking the dog	93.9	65.3	91.8	95.9
playing saxophone	80.0	54.0	78.0	86.0
playing trumpet	83.7	57.1	83.7	85.7
bowling	93.9	38.8	87.8	93.9
punching person (boxing)	79.2	60.4	75.0	83.3
cleaning windows	76.0	16.0	76.0	80.0
clean and jerk	91.8	87.8	91.8	93.9
eating cake	58.0	22.0	48.0	64.0
flying kite	90.0	54.0	90.0	96.0
opening bottle	52.0	18.0	70.0	58.0
canoeing or kayaking	94.0	38.0	90.0	94.0
reading newspaper	54.0	8.0	38.0	54.0
skiing slalom	86.0	76.0	86.0	92.0
playing guitar	80.0	56.0	76.0	84.0
eating ice cream	54.0	20.0	46.0	66.0
climbing ladder	68.0	40.0	72.0	74.0
juggling balls	81.6	79.6	85.7	91.8
shooting basketball	30.6	16.3	22.4	40.8
catching or throwing frisbee	56.0	8.0	48.0	58.0
sweeping floor	72.0	42.0	72.0	76.0
playing tennis	93.9	69.4	93.9	98.0
sword fighting	38.8	32.7	40.8	53.1
smoking	55.1	36.7	53.1	65.3
golf driving	84.0	80.0	86.0	86.0
average	72.8	45.6	72.2	78.2

Table 11: The top-1 accuracy for each action comparison between appearance-only, pose-only, our IntegralAction, and the oracle selection on Mimetics.

classes	appearance-only	pose-only	IntegralAction (ours)	oracle selection
surfing water	0.0	0.0	12.5	0.0
shooting goal (soccer)	18.2	9.1	18.2	27.3
hitting baseball	0.0	10.0	10.0	10.0
playing bass guitar	9.1	18.2	27.3	27.3
reading book	11.1	11.1	0.0	22.2
juggling soccer ball	16.7	41.7	33.3	41.7
dribbling basketball	0.0	61.5	23.1	61.5
playing accordion	10.0	40.0	50.0	50.0
catching or throwing baseball	14.3	14.3	0.0	28.6
archery	6.7	33.3	20.0	33.3
tying tie	16.7	16.7	16.7	16.7
skiing (not slalom or crosscountry)	12.5	12.5	12.5	12.5
brushing hair	11.8	41.2	47.1	41.2
hurdling	11.1	55.6	22.2	55.6
playing violin	11.8	17.6	23.5	17.6
playing volleyball	23.1	23.1	38.5	38.5
deadlifting	11.1	100.0	100.0	100.0
skipping rope	25.0	83.3	75.0	83.3
playing piano	11.8	11.8	11.8	17.6
writing	0.0	0.0	0.0	0.0
climbing a rope	0.0	42.9	50.0	42.9
dunking basketball	0.0	33.3	33.3	33.3
playing basketball	23.1	23.1	30.8	30.8
brushing teeth	35.7	35.7	42.9	50.0
drinking	10.0	20.0	30.0	25.0
driving car	0.0	0.0	0.0	0.0
walking the dog	7.7	7.7	7.7	7.7
playing saxophone	0.0	7.7	15.4	7.7
playing trumpet	0.0	50.0	50.0	50.0
bowling	8.3	0.0	8.3	8.3
punching person (boxing)	9.1	36.4	45.5	36.4
cleaning windows	6.7	0.0	0.0	6.7
clean and jerk	15.4	92.3	92.3	92.3
eating cake	0.0	11.8	0.0	11.8
flying kite	10.0	0.0	20.0	10.0
opening bottle	0.0	0.0	0.0	0.0
canoeing or kayaking	0.0	21.4	14.3	21.4
reading newspaper	0.0	11.1	0.0	11.1
skiing slalom	0.0	10.0	10.0	10.0
playing guitar	7.1	14.3	14.3	14.3
eating ice cream	0.0	0.0	0.0	0.0
climbing ladder	7.7	15.4	7.7	23.1
juggling balls	42.9	57.1	57.1	71.4
shooting basketball	8.3	8.3	16.7	16.7
catching or throwing frisbee	50.0	0.0	40.0	50.0
sweeping floor	0.0	0.0	0.0	0.0
playing tennis	5.6	16.7	11.1	22.2
sword fighting	46.7	66.7	66.7	73.3
smoking	26.7	20.0	33.3	33.3
golf driving	14.3	64.3	50.0	64.3
average	11.2	26.0	26.5	30.7

Table 12: The top-1 accuracy for each action comparison between appearance-only, pose-only, our IntegralAction, and the oracle selection on NTU-RGBD.

classes	appearance-only	pose-only	IntegralAction (ours)	oracle selection
drink water	90.9	82.8	92.0	96.4
eat meal	80.0	66.9	82.5	82.9
brush teeth	92.3	80.1	91.5	95.6
brush hair	95.2	87.5	96.7	97.4
drop	97.1	78.5	97.1	98.5
pick up	96.7	93.8	98.2	98.2
throw	90.2	83.3	90.2	94.2
sit down	95.6	96.0	98.5	98.9
stand up	98.5	96.7	99.3	99.6
clapping	79.5	64.8	78.8	89.4
reading	73.9	48.2	70.6	82.0
writing	64.3	40.4	64.7	77.2
tear up paper	93.0	80.8	93.7	95.9
put on jacket	100.0	97.8	99.6	100.0
take off jacket	98.2	94.6	96.4	98.9
put on a shoe	90.8	58.6	83.2	92.7
take off a shoe	82.8	55.8	75.5	89.8
put on glasses	85.7	85.3	92.6	96.0
take off glasses	89.8	86.1	92.3	93.4
put on a hat/cap	99.6	92.3	98.2	100.0
take off a hat/cap	98.2	94.1	98.5	99.3
cheer up	94.5	90.9	93.8	96.7
hand waving	87.2	87.2	90.9	93.4
kicking something	98.2	93.1	98.2	99.3
reach into pocket	81.8	72.6	81.4	85.8
hopping	94.9	96.4	96.4	96.7
jump up	100.0	99.6	100.0	100.0
phone call	89.1	78.9	78.2	94.9
play with phone/tablet	70.2	58.2	76.4	81.5
type on a keyboard	88.4	66.5	89.8	93.8
point to something	88.8	75.7	90.6	92.4
taking a selfie	88.0	85.5	93.1	94.6
check time (from watch)	88.4	84.8	92.8	97.1
rub two hands	72.5	75.4	79.7	91.7
nod head/bow	93.8	90.2	95.7	97.1
shake head	94.9	83.2	98.2	97.8
wipe face	83.7	76.4	91.7	95.7
salute	95.7	90.6	95.7	97.8
put palms together	82.2	88.8	92.4	95.7
cross hands in front	96.0	94.9	97.5	97.8
sneeze/cough	68.5	69.6	77.2	80.4
staggering	98.6	96.7	98.9	99.6
falling down	98.2	96.0	98.9	98.5
headache	68.5	68.1	75.0	84.1
chest pain	88.0	88.0	92.0	96.4
back pain	95.3	85.5	97.1	98.9
neck pain	83.7	77.2	89.1	92.8
nausea/vomiting	87.6	83.6	90.5	93.1
fan self	86.5	86.9	88.4	96.0
punch/slap	88.3	89.1	92.0	95.3
kicking	98.6	91.7	97.8	99.3
pushing	97.5	94.9	98.5	99.6
pat on back	97.8	85.5	98.2	99.3
point finger	97.5	89.1	97.8	98.6
hugging	99.3	97.4	99.6	100.0
giving object	95.3	87.3	94.2	97.1
touch pocket	96.7	92.0	96.0	99.3
shaking hands	98.2	94.6	100.0	99.6
walking towards	100.0	98.9	100.0	100.0
walking apart	100.0	97.1	98.9	100.0
average	90.4	83.7	91.7	95.1

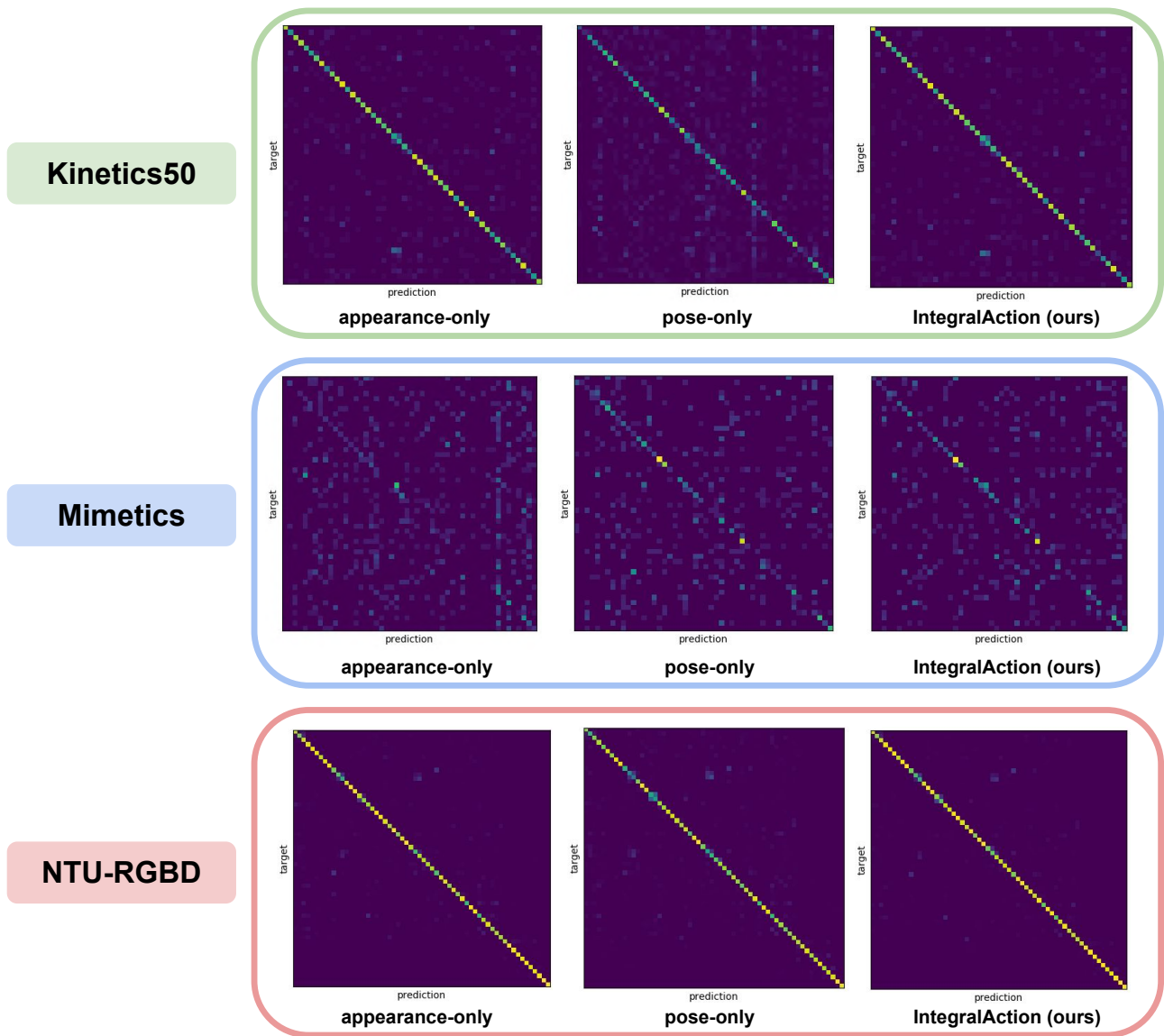


Figure 6: Visualized confusion matrices of appearance-only, pose-only, and our IntegralAction on Kinetisc50, Mimetics, and NTU-RGBD.




Figure 7: Qualitative results of appearance-only, pose-only, and the proposed IntegralAction.




Figure 8: Qualitative results of appearance-only, pose-only, and the proposed IntegralAction.

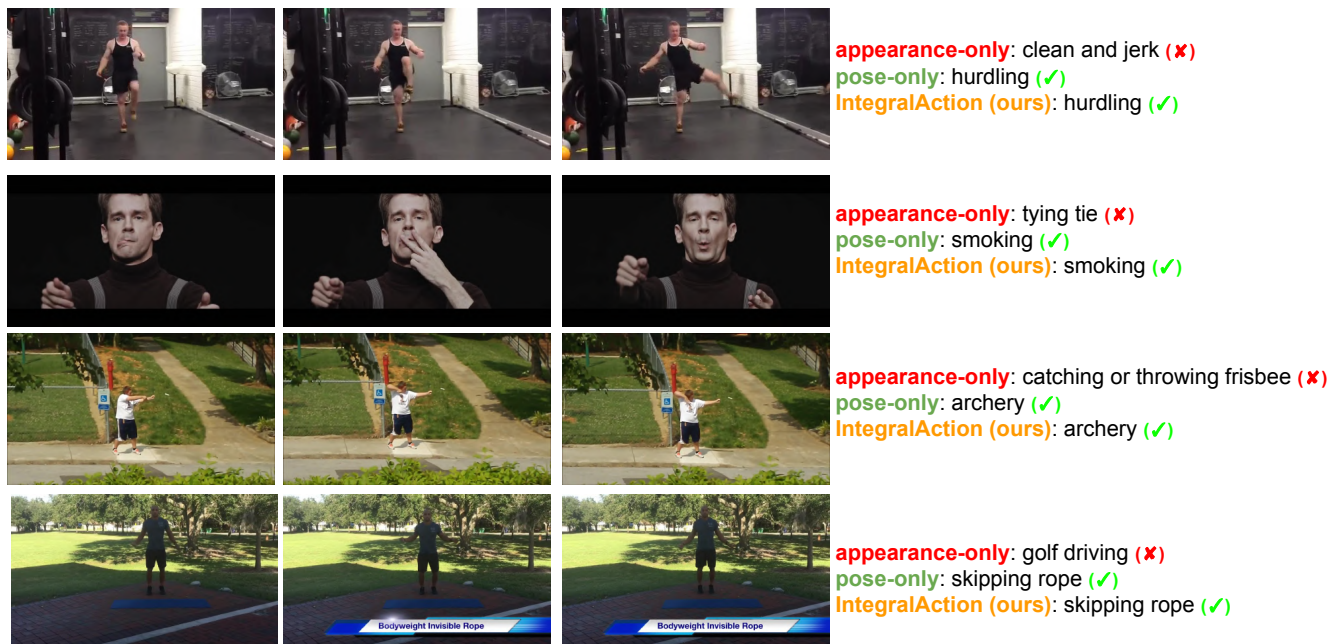


Figure 9: Qualitative results of appearance-only, pose-only, and the proposed IntegralAction.



Figure 10: Qualitative results of appearance-only, pose-only, and the proposed IntegralAction.




Figure 11: Qualitative results of appearance-only, pose-only, and the proposed IntegralAction.

Table 13: The network architecture details of IntegralAction in Section 4.2 of the main manuscript. The dimensions of kernels are denoted by $(T \times S^2, C)$ for the temporal, spatial, and channel sizes. The strides and output size are denoted by $(T \times S^2)$ for the temporal and spatial sizes.

layers	appearance stream	pose stream	output size
input	RGB frames	keypoint heatmaps+PAFs	appearance: 8×224^2 pose: 32×56^2
conv ₁	1×7^2 , 64, stride 1×2^2	1×3^2 , 64	appearance: 8×112^2 pose: 32×56^2
res ₂	1×3^2 max pool, stride 1×2^2	$\begin{bmatrix} \text{TSM} \\ 1 \times 3^2, 64 \\ 1 \times 3^2, 64 \end{bmatrix} \times 2$	appearance: 8×56^2 pose: 32×56^2
	$\begin{bmatrix} \text{TSM} \\ 1 \times 1^2, 256 \\ 1 \times 3^2, 256 \\ 1 \times 1^2, 256 \end{bmatrix} \times 3$		
res ₃	$\begin{bmatrix} \text{TSM} \\ 1 \times 1^2, 512 \\ 1 \times 3^2, 512 \\ 1 \times 1^2, 512 \end{bmatrix} \times 4$	$\begin{bmatrix} \text{TSM} \\ 1 \times 3^2, 128 \\ 1 \times 3^2, 128 \end{bmatrix} \times 2$	appearance: 8×28^2 pose: 32×28^2
res ₄	$\begin{bmatrix} \text{TSM} \\ 1 \times 1^2, 1024 \\ 1 \times 3^2, 1024 \\ 1 \times 1^2, 1024 \end{bmatrix} \times 6$	$\begin{bmatrix} \text{TSM} \\ 1 \times 3^2, 256 \\ 1 \times 3^2, 256 \end{bmatrix} \times 2$	appearance: 8×14^2 pose: 32×14^2
res ₅	$\begin{bmatrix} \text{TSM} \\ 1 \times 1^2, 2048 \\ 1 \times 3^2, 2048 \\ 1 \times 1^2, 2048 \end{bmatrix} \times 3$	$\begin{bmatrix} \text{TSM} \\ 1 \times 3^2, 512 \\ 1 \times 3^2, 512 \end{bmatrix} \times 2$	appearance: 8×7^2 pose: 32×7^2
pool	global average pool	global average pool	appearance: 8×1^2 pose: 32×1^2
feature align (TCB _A ,TCB _P)	1×1^2 , 512 layer normalization	4×1^2 avg pool, stride 4×1^2	both: 8×1^2
		1×1^2 , 512 layer normalization	
pose-driven gating (CGB)	$(1 - \mathbf{G})$ element-wise product	$(\mathbf{G} : 1 \times 1^2, 512)$ \mathbf{G} element-wise product	
aggregation	element-wise addition		
classifier	fully-connected layer		# of classes

Table 14: The network architecture details of IntegralAction in Section 4.3 and 4.4 of the main manuscript. The dimensions of kernels are denoted by $(T \times S^2, C)$ for the temporal, spatial, and channel sizes. The strides and output size are denoted by $(T \times S^2)$ for the temporal and spatial sizes.

layers	appearance stream	pose stream	output size
input	RGB frames	keypoint heatmaps+PAFs	appearance: 8×224^2 pose: 8×56^2
conv ₁	1×7^2 , 64, stride 1×2^2	1×3^2 , 64	appearance: 8×112^2 pose: 8×56^2
res ₂	1×3^2 max pool, stride 1×2^2	$\begin{bmatrix} \text{TSM} \\ 1 \times 3^2, 64 \\ 1 \times 3^2, 64 \end{bmatrix} \times 2$	both: 8×56^2
	$\begin{bmatrix} \text{TSM} \\ 1 \times 3^2, 64 \\ 1 \times 3^2, 64 \end{bmatrix} \times 2$		
res ₃	$\begin{bmatrix} \text{TSM} \\ 1 \times 3^2, 128 \\ 1 \times 3^2, 128 \end{bmatrix} \times 2$	$\begin{bmatrix} \text{TSM} \\ 1 \times 3^2, 128 \\ 1 \times 3^2, 128 \end{bmatrix} \times 2$	both: 8×28^2
res ₄	$\begin{bmatrix} \text{TSM} \\ 1 \times 3^2, 256 \\ 1 \times 3^2, 256 \end{bmatrix} \times 2$	$\begin{bmatrix} \text{TSM} \\ 1 \times 3^2, 256 \\ 1 \times 3^2, 256 \end{bmatrix} \times 2$	both: 8×14^2
res ₅	$\begin{bmatrix} \text{TSM} \\ 1 \times 3^2, 512 \\ 1 \times 3^2, 512 \end{bmatrix} \times 2$	$\begin{bmatrix} \text{TSM} \\ 1 \times 3^2, 512 \\ 1 \times 3^2, 512 \end{bmatrix} \times 2$	both: 8×7^2
pool	global average pool	global average pool	both: 8×1^2
feature align (TCB _A ,TCB _P)	1×1^2 , 512	1×1^2 , 512	
pose-driven gating (CGB)	layer normalization	layer normalization	
	$(1 - \mathbf{G})$ element-wise product	$(\mathbf{G} : 1 \times 1 \times 1, 512)$ \mathbf{G} element-wise product	
aggregation	element-wise addition		
classifier	fully-connected layer		# of classes