

Illuminating Mario Scenes in the Latent Space of a Generative Adversarial Network

Matthew C. Fontaine¹, Ruilin Liu¹, Ahmed Khalifa², Julian Togelius², Amy K. Hoover³, Stefanos Nikolaidis¹

¹Viterbi School of Engineering, University of Southern California, {mfontain,ruijinli,nikolaid}@usc.edu

²Tandon School of Engineering, New York University, julian@togelius.com

³Ying Wu College of Computing, New Jersey Institute of Technology, ahoover@njit.edu

Abstract

Recent developments in machine learning techniques have allowed automatic generation of video game levels that are stylistically similar to human-designed examples. While the output of machine learning models such as generative adversarial networks (GANs) is notoriously hard to control, the recently proposed latent variable evolution (LVE) technique *searches* the space of GAN parameters to generate outputs that optimize some objective performance metric, such as level playability. However, the question remains on how to automatically generate a *diverse* range of high-quality solutions based on a prespecified set of desired characteristics. We introduce a new method called latent space illumination (LSI), which uses state-of-the-art quality diversity algorithms designed to optimize in continuous spaces, i.e., MAP-Elites with a directional variation operator and Covariance Matrix Adaptation MAP-Elites, to effectively search the parameter space of the GAN along a set of multiple level mechanics. We show the performance of LSI algorithms in three experiments in Super Mario Bros., a benchmark domain for procedural content generation. Results suggest that LSI generates sets of Mario levels that are reliably mechanically diverse as well as playable.¹

Introduction

We focus on the problem of learning how to automatically generate a variety of high-quality video game levels that have explicitly desired attributes, such as having the player face a given number of enemies or perform at least one long jump.

Recent approaches in machine learning have focused on improving the architecture or training process of a class of models named generative adversarial networks (GAN) (Goodfellow et al., 2014), which can produce a practically endless variety of realistic-looking images (Karras et al., 2018). This makes GANs seemingly capable of automatically generating video game levels, which is one overarching goal of procedural content generation via machine learning (PCGML) techniques (Summerville et al., 2018).

However, GANs inherit the biases of the training distribution; “steering” them in latent space towards a desired output distribution is a challenging problem (Jahanian, Chai, and Isola, 2020). To address this issue, recent work on latent variable evolution (Volz et al., 2018; Bontrager et al., 2018) has

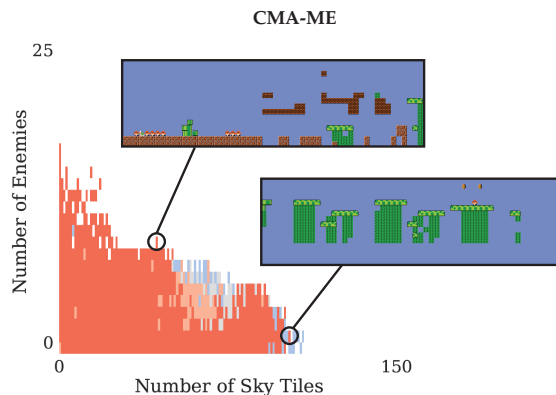


Figure 1: Mario scenes returned by the CMA-ME quality diversity algorithm, as they cover the space of two level mechanics, number of enemies and number of tiles above a given height. The color shows the percentage of the level completed by an A* agent, with red indicating full completion.

proposed optimizing over the space of the latent variables that are passed as input to a trained generator network. Volz et al. (2018) propose the use of a single-objective evolution strategy, CMA-ES (Hansen and Ostermeier, 2001; Hansen, 2016), in order to discover levels that have specific properties.

However, rather than finding a single level that maximizes a given objective function, we typically wish to have a *diverse* range of video game levels that cover a space of multiple desired characteristics. A recent class of algorithms named *quality diversity* (QD) algorithms (Pugh, Soros, and Stanley, 2016) are particularly effective in navigating complex, continuous search spaces to find solutions that exhibit different attributes across user-specified spectrums of variation.

Our key insight is:

State-of-the-art quality diversity algorithms are particularly effective in searching the latent space of a GAN to find a diverse range of levels with desired level characteristics.

We introduce this class of algorithms for the problem of searching the latent variables of a GAN, with the goal of generating Mario scenes with a set of different characteristics; we call this *latent space illumination* (LSI). A large-scale experi-

¹Code for all experiments is available at: <https://github.com/icaros-usc/MarioGAN-LSI>

ment shows that LSI significantly outperforms CMA-ES and random search in finding a diverse range of high-quality solutions. We show generated scenes, which exhibit an exciting range of mechanics and aesthetics (Fig. 1).

Background

Procedural Content Generation

Procedural content generation (PCG) refers to creating game content algorithmically, with limited human input (Shaker, Togelius, and Nelson, 2016). Game content can be any asset (e.g., game mechanics, rules, dialog, models, etc) required to realize the game for its players. Pioneering work in PCG dates back to the 1980s to address memory limitations for storing large video game levels on computers. The growing interest in realistic graphics in the 1990’s necessitated the development of procedural modelling algorithms (Smelik et al., 2014) to generate complex models such as trees and terrain to ease the burden on graphic artists. Much PCG research in both industry and academia has focused on generating playable levels. In general, the problem of generating content that fulfils certain constraints can be approached by evolutionary solutions (Togelius et al., 2011) or constraint satisfaction methods (Smith and Mateas, 2011). An emerging area of research is PCG via machine learning (PCGML) which aims to leverage recent advancements in machine learning (ML) to generate new content by treating existing human authored content as training data (Summerville et al., 2018).

Two recent advancements in PCGML are studies by Volz et al. (2018) and Giacomello, Lanzi, and Loiacono (2018) whom independently demonstrated the successful application of generative adversarial networks (GANs) to generate playable video game levels in an unsupervised way from existing video game level corpora. Volz et al. (2018) adapted the concept of latent variable evolution (LVE) (Bontrager et al., 2018) to extract Mario scenes from the latent space of a GAN that targeted specific gameplay features. That work searched the latent space of the GAN utilizing the popular Covariance Matrix Adaptation Evolution Strategy (CMA-ES) (Hansen and Ostermeier, 2001) for latent variable inputs that would make the GAN produce outputs with desired properties. Scenes with targeted gameplay features were obtained through carefully crafted single-objective functions, named fitness functions, that carefully balanced weighted distance from desired gameplay properties on the generated scenes.

Quality Diversity

While the approach employed by Volz et al. (2018) demonstrated a promising synergy between generative models and evolutionary computation for PCG, other works in PCG displayed the potential of quality diversity (QD) to generate meaningfully diverse video game content (Gravina et al., 2019). Unlike traditional optimization methods, QD algorithms aim to generate high quality solutions that differ across specified attributes. Consider the example of generating Mario levels with specific properties. Instead of incorporating the number of enemies or floor tiles into the fitness function, a QD algorithm can treat these measures as

attributes. The QD algorithm still has the objective of finding solvable Mario levels, but must find levels that contain all combinations of attributes (number of enemies, percentage of floor coverage). Mouret and Clune (2015) coined the term *illumination algorithms* for quality diversity (QD) algorithms that create an organized mapping between solutions and their associated attributes, which are called Behavioral Characteristics (BCs). Using this organized mapping as a palette of scenes, another algorithm can stitch several scenes together to form a cohesive level (Green et al., 2020).

Developed concurrently with our approach is CPPN2GAN proposed by Schrum, Volz, and Risi (2020), which generates levels for both Super Mario Bros and Zelda. The paper proposes optimizing the latent space of a GAN with a special type of encoding, a compositional pattern producing network (CPPN, Stanley (2007)), which captures patterns with regularities. The focus of the paper is to simultaneously search several latent vectors at once to generate full levels, in contrast with our work that generates specific scenes with desired characteristics. The paper introduces a type of latent space illumination with a vanilla version of the quality diversity algorithm MAP-Elites (Mouret and Clune, 2015), described in the next section. However, vanilla MAP-Elites fails to find many diverse levels when directly searching several latent vectors at once. Our work differs by measuring modern MAP-Elites variants that excel at exploration of continuous domains and highlights the potential for QD to directly illuminate the latent space.

MAP-Elites

MAP-Elites (Mouret and Clune, 2015) is a QD algorithm that searches along a set of explicitly defined attributes called behavior characteristics (BCs). These attributes collectively form a Cartesian space named the *behavior space*, which is tessellated into uniformly spaced grid cells. MAP-Elites maintains the highest performing solution for each cell in behavior space (an *elite*) with the product of the algorithm being a diverse archive of high performing solutions. The archive is initially populated with randomly sampling solutions. The algorithm then generates new solutions by selecting elites from the archive at random and perturbing each elite with small variations. The objective of the algorithm is both to expand the archive, maximizing the number of filled cells, and to maximize the quality of the elite within each cell. How the behavior space is tessellated is the focus of a variety of recent algorithms (Smith, Tokarchuk, and Wiggins, 2016; Fontaine et al., 2019).

MAP-Elites (line)

A common characteristic of many tasks is that high-performing solutions that exhibit diverse behaviors share significant similarities in their “genotype”, that is in their search space parameters. Therefore, Vassiliades and Mouret (2018) propose a variational operator, called “Isoline-DD” which captures correlations between elites. When generating a new solution, in addition to applying a random variation to an existing elite, the operator adds a second random variation directed towards a second elite, essentially nudging the vari-

ation distribution towards other high performing solutions. We denote MAP-Elites with this operator ME (line).

CMA-ES

The Covariance Matrix Adaptation Evolution Strategy (CMA-ES) is a second-order derivative-free optimizer for single-objective optimization of continuous spaces (Hansen, 2016). The algorithm belongs to a family of algorithms named evolution strategies (ES), which specialize in optimizing continuous spaces by sampling a population of solutions, called a generation of solutions, and gradually moving the population towards areas of highest fitness. CMA-ES models the sampling distribution of the population as a multivariate normal distribution. The algorithm adjusts its sampling distribution by ranking solutions based on their fitness and estimating a new covariance matrix that maximizes the likelihood of future successful search steps.

CMA-ME

The Covariance Matrix Adaptation MAP-Elites (CMA-ME) (Fontaine et al., 2020) is a recent hybrid algorithm which incorporates CMA-ES into MAP-Elites. The algorithm improves the efficiency in which new archive cells are discovered and the overall quality of elites within the archive. CMA-ME maintains a number of individual CMA-ES-like instances, named *emitters*. We use a specific type of emitter named *improvement* emitter, which was shown to outperform MAP-Elites and ME (line) in the strategic card game Hearthstone. Improvement emitters rank solutions by prioritizing those that fill previously undiscovered cells in the archive. Solutions that belong to existing cells in the map are subsequently ranked based on the improvement in fitness over existing cells. This enables improvement emitters to dynamically adapt their goals based on feedback from how the archive changes.

Level Evaluation

We used the Mario AI Framework² to evaluate each of the generated scenes. We evaluate each scene by treating it as a playable level; actual levels are longer and can be generated by “stitching” together multiple scenes (Green et al., 2020).

Following previous work (Volz et al., 2018), we define as “fitness” of a scene the percentage of completion of the scene in terms of progress in the x -axis, by an AI agent. We use the A* agent that won the 2009 competition³. We additionally define three different types of behavioral characteristics (BCs), which allow for a diverse set of level mechanics.

Representation-Based

We define a set of BCs that capture stylistic aspects of the Mario scene’s representation, based on the distribution of tiles. These BCs do not depend on the agent’s playthrough:

1. Sky tiles: These are game objects, e.g., blocks, question blocks, coins, that are above a certain height value. A large number implies that there are many game elements above ground, and the player would need to jump to higher tiles.

²<https://github.com/amidos2006/Mario-AI-Framework>

³<https://www.youtube.com/watch?v=DikMs4ZHhr8>

2. Number of enemies: A larger number of enemies generally results in higher difficulty and requires the player to perform more jumps to navigate throughout the scene.

Agent-Based

We incorporate the agent-based BCs of previous work (Khalifa et al., 2018), which are computed after one playthrough by the agent. The BCs are binary, representing whether the playthrough satisfied a given condition. This results in an 8-dimensional BC-space. The 8 conditions are: (1) performing a jump, (2) performing a high jump (height of jump is above a certain threshold), (3) performing a long jump (horizontal distance is above a certain threshold), (4) stomping on an enemy, (5) killing an enemy using a koopa shell, (6) having an enemy die because of falling out of the scene, (7) collecting a mushroom, and (8) collecting a coin.

KL-Divergence

A common goal in procedural content generation is to generate scenes with different degrees of stylistic similarity to human-designed examples. We use the tile pattern KL-divergence metric (Lucas and Volz, 2019) to measure the structural similarity between two levels. We picked two stylistically different human-designed levels from the Mario AI Framework, shown in Fig. 2, and we set the behavior characteristics to be the tile pattern KL-divergence between each level, resulting in a 2-dimensional BC space.

Experiments

GAN Model

We compare the performance of random search, CMA-ES, MAP-Elites, MAP-Elites (line) and CMA-ME. We ran each algorithm for 10,000 evaluations, 20 trials for each of the three different BC combinations, for a total of 300 trials. We ran all trials in parallel in a university cluster with multiple nodes running on dual Intel Xeon L5520 processors. Each trial lasted approximately 7 hours.

We use a deep convolutional GAN (DCGAN) as in the study by Volz et al. (2018), trained with the WGAN algorithm (Martin Arjovsky and Bottou, 2017). Following their implementation, we encode the training levels by representing each of the 17 different tile types by a distinct integer, which is converted to an one-hot encoded vector, before passed as input to the discriminator. We pad each training level to a 64×64 matrix, and since there are 17 channels, one for each possible tile type, each input level to the discriminator is $17 \times 64 \times 64$ (Fig. 3). For the generator, we set the size of the latent vector to be 32, resulting in a 32-dimensional continuous search space. We refer the reader to the study by Volz et al. (2018) for the details of the architecture.

We train the DCGAN with RMSprop for 5000 iterations, a learning rate of $5e^{-5}$ and a batch size of 32. The discriminator iterates 5 times before the generator iterates once. We used for training 15 original levels from the Mario AI competition framework. Fig. 2 shows scenes from two levels of the training data.

To evaluate the different search algorithms, we input the latent vector of size 32 to the generator, and we crop the




Figure 2: Groundtruth scenes 1 (left) and 2 (right) for KL-divergence metric.

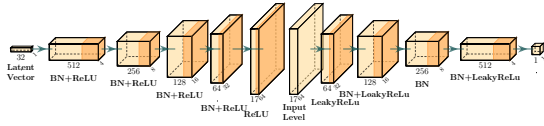


Figure 3: Architecture of the GAN network.

$17 \times 64 \times 64$ output to a $17 \times 16 \times 56$ playable level for evaluation.

Search Parameters and Tuning

We tuned each algorithm based on how well it covered the representation-based behavior space and we then used the same parameters for all three behavioral characteristics. We set population size $\lambda = 17$ and mutation power $\sigma = 0.5$ for CMA-ES. A single run of CMA-ME deploys 5 improvement emitters with $\lambda = 37$. We set the mutation power for CMA-ME and MAP-Elites $\sigma = 0.2$. For ME (line), we set the isotropic mutation $\sigma_1 = 0.02$ and the mutation for the directional distribution $\sigma_2 = 0.2$. The initial population for MAP-Elites and ME (line) was 100. The individuals for the initial population of MAP-Elites and ME (line), and all individuals for random search were generated by sampling from the distribution that we used to train the generator network, a normal distribution with zero mean and variance equal to 1.

Map Sizes

We performed an initial run of the experiment and we observed the maximum and minimum of values of the behavioral characteristics covered by each algorithm. This provided a rough estimate of the range of each BC.

For the representation-based BCs, we set the range of sky tiles to $[0, 150]$ and the number of enemies to $[0, 25]$. The map size was 151×26 , where each cell corresponded to an integer value of the BC. The eight agent-based binary BCs form an eight-dimensional map of $2^8 = 256$ cells. Finally, we set the KL-divergence ranges to $[0, 4.5]$ for both groundtruth levels, and the resolution of the map was 60×60 .

Metrics

We evaluate all five algorithms, random search, CMA-ES, MAP-Elites, ME (line) and CMA-ME, with respect to the diversity and quality of solutions returned. For comparison purposes, we assign the solutions by CMA-ES and random search to a grid location on what their BC would have been and populate a pseudo-archive.

Percentage of valid cells: This is the percentage of scenes in the archive returned by the algorithm that are completed from

start to end by the A* agent, which is equivalent to having a fitness of 1.0. This is an indication of the quality of the solutions found.

Coverage: This is the percentage of cells in the archive produced by an algorithm, computed as the number of cells divided by the total map size. The measure indicates how much of the behavior space is covered.

QD-Score: The QD-Score metric was proposed by Pugh et al. (2015) as the sum of fitness values of all elites in the archive. The measure distills both the diversity and quality of elites in the archive into a single value.

Results

Performance

Table 1 summarizes the performance of the five algorithms. Fig. 4 shows the improvements in QD-score over evaluations for each algorithm, with 95% confidence intervals.

First, we observe that all QD algorithms, i.e., MAP-Elites, ME (line) and CMA-ME outperform CMA-ES and random search in the representation-based and KL-divergence BCs. This is expected, since CMA-ES optimizes only for one objective, the playability of the levels, rather than exploring a diverse range of level behaviors. Random search works poorly; the reason is that we sample from the same distribution that we used for training the GAN, thus the generated individuals follow the tile distribution of human-authored examples, which covers only a small portion of the behavior space.

Second, CMA-ME outperforms the other QD algorithms in the representation-based and KL-divergence BCs. This matches previous work (Fontaine et al., 2020), where CMA-ME outperformed these algorithms in the Hearthstone strategic game domain. We attribute this to the fact that CMA-ME benefits by sampling from a dynamically changing Gaussian (as in CMA-ES) rather than a fixed distribution shape. Fig. 5 shows three example maps of elites for CMA-ME, MAP-Elites and CMA-ES, illustrating the ability of CMA-ME to cover larger areas of the map.

We observe that ME (line) performs similarly to MAP-Elites. ME (line) relies on the assumption that different elites in the archive have similar search space parameters. We estimated the similarity of the elite hypervolume as defined in Vassiliades and Mouret (2018), and found low mean values for the representation-based (0.60) and the KL-divergence (0.58) maps, which explains the lack of improvement from the operator in this domain.

On the other hand, in the 8 binary agent-based BCs all algorithms perform similarly to random search. All of the algorithms performed badly on these BCs, where each algorithm

Algorithm	Representation-Based BCs			Agent-Based BCs			KL-divergence		
	Valid	Coverage	QD-Score	Valid	Coverage	QD-Score	Valid	Coverage	QD-Score
Random	75.3%	11.1%	385.1	79.7%	8.9%	20.2	40.8%	12.5%	331.5
CMA-ES	93.0%	8.0%	308.6	89.6%	8.3%	19.8	54.8%	7.5%	210.6
ME	78.1%	19.4%	692.5	87.0%	8.8%	20.4	64.4%	15.5%	485.6
ME (line)	81.0%	18.9%	682.7	86.1%	8.2%	18.9	66.1%	15.4%	488.0
CMA-ME	76.1%	21.5%	776.8	84.0%	9.4%	21.6	63.7%	17.4%	551.3

Table 1: Results: Average percentage of cells in the archive with fitness 1.0 (Valid), percentage of cells covered (Coverage) and QD-score after 10,000 evaluations.

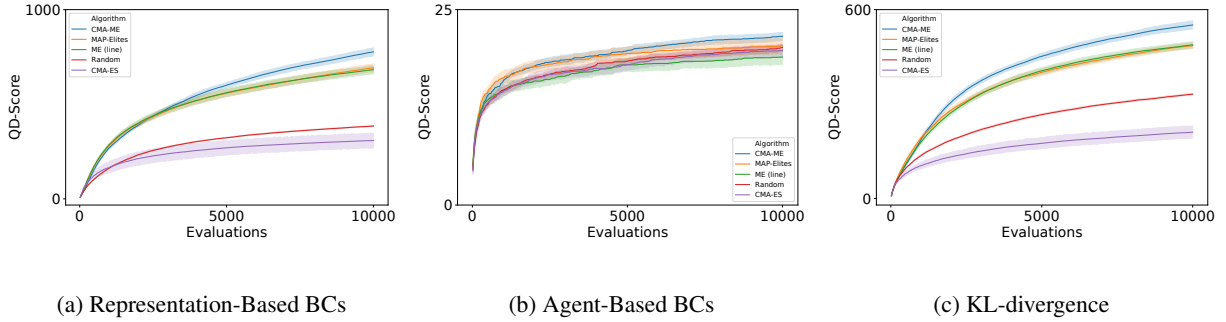


Figure 4: QD-Scores over time for each behavioral characteristic.

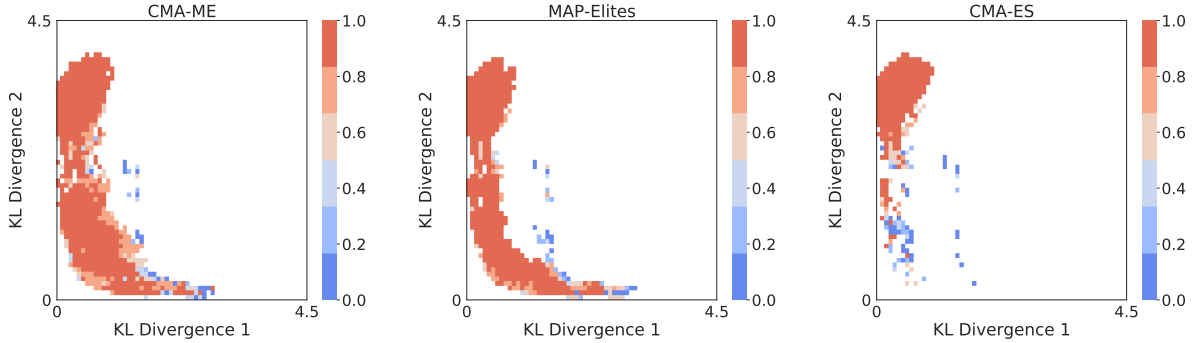


Figure 5: Archive for the KL-divergence behavioral characteristic metric.

discovers less than 10% of possible mechanic combinations. We attribute this to the lack of granularity in the behavior space, since the BCs can only have two discrete values. This illustrates a limitation of QD algorithms; while the size of the map is very small, i.e., $2^8 = 256$ cells, exploring binary behavior spaces is challenging. A second reason is the way the A* agent plays the levels; it is designed to reach the right edge of the screen as fast as possible, without caring much about its score. This forces the agent to avoid triggering these BCs; for example, in Fig. 7(right) the agent rushes to the end without collecting the coins in the beginning of the level. This makes the task of finding levels that trigger these BCs even more challenging.

Generated Levels

We demonstrate generated levels by the the CMA-ME algorithm that illustrate the ability of *Latent Space Illumination*

to generate a diverse range of high-quality solutions.

Figure 6 shows four generated levels from an archive generated by a single run of CMA-ME using the representation-based BCs. We selected the levels from the map that had extreme values of the two BCs, the number of sky tiles and number of enemies. We observe that the levels are significantly diverse, with the level that maximizes the two BCs being filled with enemies and having multiple tiles above ground. Despite the large number of sky tiles at the level in the top-right, the agent finishes the level without reaching most of them. This is a limitation of the representation-based BCs, which evaluate a level based on the distribution of tiles and not on the agent’s playthrough.

This limitation is addressed with the agent-based BCs. Fig. 7 shows two levels generated by CMA-ME that minimize and maximize the sum of the agent-based BC values. The first level has 0 value for all BCs and the agent simply




Figure 6: Generated levels using CMA-ME for small and large values of sky tiles and number of enemies.




Figure 7: Playable levels with minimum (left) and maximum (right) sum value (6) of the 8 binary agent-based BCs.




Figure 8: Generated levels using CMA-ME for small and large values of KL-divergence to each of the two groundtruth levels.

runs a straight path towards the exit. On the other hand, the second level allows the agent to exhibit a variety of behaviors, including different types of jumps, stomping on an enemy and killing an enemy with a shell.

Finally, Fig. 8 shows four levels with small and large KL-divergence to each of the two groundtruth levels in Fig. 2. The level that is stylistically similar to both groundtruth levels (bottom-left) combines ground tiles with gaps that force the agent to jump. The top left level maximizes divergence with the first groundtruth level and minimizes divergence with the second; this results in the level not having any ground tiles. Interestingly, the level in the top right maximizes KL-divergence to both groundtruth levels by having tile types and enemies unseen in any of the groundtruth levels.

Conclusion

We introduced latent space illumination, where QD algorithms are used to search the latent space of trained generators. In particular, we described an implementation where the recently introduced CMA-ME algorithm was used to search the latent space of a DCGAN trained on level scenes from Super Mario Bros. In this problem, CMA-ME was superior to other tested algorithms in terms of coverage and QD-score, indicating that it finds a more diverse and high-quality set of level scenes. The most immediate application of this method would be to train content generators that can generate a wide variety of content every time they are run, thereby counteracting the problem of long generation time that all search-based methods share. However, it could also be used to evaluate and diagnose all kinds of PCGML methods that have control parameters akin to a latent vector.

References

- Bontrager, P.; Roy, A.; Togelius, J.; Memon, N.; and Ross, A. 2018. Deepmasterprints: Generating masterprints for dictionary attacks via latent variable evolution. In *2018 IEEE 9th International Conference on Biometrics Theory, Applications and Systems (BTAS)*, 1–9. IEEE.
- Fontaine, M. C.; Lee, S.; Soros, L. B.; de Mesentier Silva, F.; Togelius, J.; and Hoover, A. K. 2019. Mapping hearthstone deck spaces through map-elites with sliding boundaries. In *Proceedings of the Genetic and Evolutionary Computation Conference, GECCO '19*, 161–169. New York, NY, USA: ACM.
- Fontaine, M. C.; Togelius, J.; Nikolaidis, S.; and Hoover, A. K. 2020. Covariance matrix adaptation for the rapid illumination of behavior space. *Proceedings of the Genetic and Evolutionary Computation Conference*.
- Giacomello, E.; Lanzi, P. L.; and Loiacono, D. 2018. Doom level generation using generative adversarial networks. In *2018 IEEE Games, Entertainment, Media Conference (GEM)*, 316–323. IEEE.
- Goodfellow, I.; Pouget-Abadie, J.; Mirza, M.; Xu, B.; Warde-Farley, D.; Ozair, S.; Courville, A.; and Bengio, Y. 2014. Generative adversarial nets. In *Advances in Neural Information Processing Systems*, 2672–2680.
- Gravina, D.; Khalifa, A.; Liapis, A.; Togelius, J.; and Yannakakis, G. N. 2019. Procedural content generation through quality diversity. In *2019 IEEE Conference on Games (CoG)*, 1–8. IEEE.
- Green, M. C.; Mugrai, L.; Khalifa, A.; and Togelius, J. 2020. Mario level generation from mechanics using scene stitching. *arXiv preprint arXiv:2002.02992*.
- Hansen, N., and Ostermeier, A. 2001. Completely derandomized self-adaptation in evolution strategies. *Evolutionary computation* 9(2):159–195.
- Hansen, N. 2016. The cma evolution strategy: A tutorial. *arXiv preprint arXiv:1604.00772*.
- Jahani, A.; Chai, L.; and Isola, P. 2020. On the "steerability" of generative adversarial networks. In *International Conference on Learning Representations (ICLR)*.
- Karras, T.; Aila, T.; Laine, S.; and Lehtinen, J. 2018. Progressive growing of GANs for improved quality, stability, and variation. In *International Conference on Learning Representations (ICLR)*.
- Khalifa, A.; Lee, S.; Nealen, A.; and Togelius, J. 2018. Talakat: Bullet hell generation through constrained map-elites. In *Proceedings of the Genetic and Evolutionary Computation Conference, GECCO '18*, 1047–1054. New York, NY, USA: ACM.
- Lucas, S. M., and Volz, V. 2019. Tile pattern kl-divergence for analysing and evolving game levels. In *Proceedings of the Genetic and Evolutionary Computation Conference*, 170–178.
- Martin Arjovsky, S., and Bottou, L. 2017. Wasserstein generative adversarial networks. In *Proceedings of the 34th International Conference on Machine Learning, Sydney, Australia*.
- Mouret, J.-B., and Clune, J. 2015. Illuminating search spaces by mapping elites. *arXiv preprint arXiv:1504.04909*.
- Pugh, J. K.; Soros, L. B.; Szerlip, P. A.; and Stanley, K. O. 2015. Confronting the challenge of quality diversity. In *Proceedings of the 2015 Annual Conference on Genetic and Evolutionary Computation*, 967–974.
- Pugh, J. K.; Soros, L. B.; and Stanley, K. O. 2016. Quality diversity: A new frontier for evolutionary computation. *Frontiers in Robotics and AI* 3:40.
- Schrump, J.; Volz, V.; and Risi, S. 2020. Cppn2gan: Combining compositional pattern producing networks and gans for large-scale pattern generation. *arXiv preprint arXiv:2004.01703*.
- Shaker, N.; Togelius, J.; and Nelson, M. J. 2016. *Procedural Content Generation in Games: A Textbook and an Overview of Current Research*. Springer.
- Smelik, R. M.; Tutenel, T.; Bidarra, R.; and Benes, B. 2014. A survey on procedural modelling for virtual worlds. *Comput. Graph. Forum* 33(6):31–50.
- Smith, A. M., and Mateas, M. 2011. Answer set programming for procedural content generation: A design space approach. *IEEE Transactions on Computational Intelligence and AI in Games* 3(3):187–200.
- Smith, D.; Tokarchuk, L.; and Wiggins, G. 2016. Rapid phenotypic landscape exploration through hierarchical spatial partitioning. In *International conference on parallel problem solving from nature*, 911–920. Springer.
- Stanley, K. O. 2007. Compositional pattern producing networks: A novel abstraction of development. *Genetic programming and evolvable machines* 8(2):131–162.
- Summerville, A.; Snodgrass, S.; Guzdial, M.; Holmgård, C.; Hoover, A. K.; Isaksen, A.; Nealen, A.; and Togelius, J. 2018. Procedural content generation via machine learning (pcgml). *IEEE Transactions on Games* 10(3):257–270.
- Togelius, J.; Yannakakis, G. N.; Stanley, K. O.; and Browne, C. 2011. Search-based procedural content generation: A taxonomy and survey. *IEEE Transactions on Computational Intelligence and AI in Games* 3(3):172–186.
- Vassiliades, V., and Mouret, J.-B. 2018. Discovering the elite hypervolume by leveraging interspecies correlation. In *Proceedings of the Genetic and Evolutionary Computation Conference*, 149–156.
- Volz, V.; Schrump, J.; Liu, J.; Lucas, S. M.; Smith, A.; and Risi, S. 2018. Evolving mario levels in the latent space of a deep convolutional generative adversarial network. In *Proceedings of the Genetic and Evolutionary Computation Conference*, 221–228. ACM.