

Forward-backward multiplicity and momentum correlations in pp collisions at LHC energies

Mitali Mondal,^{1,2,*} Joyati Mondal,¹ Somnath Kar,¹ Argha Deb,^{1,2} and Premomoy Ghosh³

¹*Nuclear and Particle Physics Research Centre, Department of Physics, Jadavpur University, Kolkata - 700032, India*

²*School of Studies in Environmental Radiation & Archaeological Sciences, Jadavpur University, Kolkata - 700032, India*

³*Variable Energy Cyclotron Centre, HBNI, 1/AF Bidhan Nagar, Kolkata - 700064, India*

(Dated: July 10, 2020)

Charged-particle multiplicity and summed values of the transverse momentum (p_T) have been utilized for estimating forward-backward (FB) correlation strength for EPOS3 simulated proton-proton (pp) events with and without hydrodynamical evolution of particles at center-of-mass energies $\sqrt{s} = 0.9, 2.76,$ and 7 TeV for different pseudorapidity window width ($\delta\eta$) and gap (η_{gap}) between the FB windows. We have studied the variation of FB correlation strength with $\eta_{gap}, \delta\eta, \sqrt{s}, p_T$ cuts and multiplicity classes. Results are compared with the corresponding ALICE and ATLAS data. EPOS3 model qualitatively reproduces the overall variation of correlation strength of the LHC data. However, quantitative agreement is better for pp events, generated using EPOS3 with hydrodynamical evolution of particles, with ATLAS data.

PACS numbers:

I. INTRODUCTION

In ultrarelativistic high-energy collisions, the study of correlations between produced particles in different pseudorapidity (η) regions gives us an opportunity to understand the dynamics of multiparticle interactions and their hadronization. In general these correlations are of two types: short-range correlations (SRCs) and long-range correlations (LRCs) [1–4]. Particles with lower transverse momentum (p_T) are generated via soft processes [5] and are believed to be correlated weakly over large η range (LRC). The particles in the high- p_T regime, which are produced via harder perturbative processes, are strongly correlated over short pseudorapidity distances (SRC) [6]. With the gradual increase of particle momentum from soft regime to hard, the correlations strength is found to be weakened over large η separations [7, 8]. In different experiments and theoretical models, short-range correlations are considered to be localized over $|\eta| \sim 1$ units of pseudorapidity whereas long-range correlations extend over a wider range of pseudorapidity ($|\eta| > 1$) [9].

Forward-backward (FB) correlation, a robust tool to explore both the SRC and the LRC, plays important role in understanding initial state fluctuations in different collision systems like hadronic or nuclear. Pairs of pseudorapidity intervals equal in size and symmetrically located in the forward (beam direction) and backward (opposite to the beam direction) direction with respect to the collision vertex are considered as forward and backward windows, respectively. Event-by-event variations of different observables in FB windows can be used to construct FB correlation coefficients [3, 6, 10].

Several experimental studies on FB correlations had been previously carried out for different collision sys-

tems including electron-positron (e^+e^-), proton-proton (pp), proton-antiproton ($p\bar{p}$), proton-nucleus (pA), and nucleus-nucleus (AA) [1–3, 7, 11–19]. Though, there was no FB multiplicity correlation found in e^+e^- annihilation [13], but in hadronic collisions ($pp/p\bar{p}$) or in heavy-ion collisions with higher energies at the Super Proton Synchrotron (SPS) [1–3], the Tevatron [15], the Relativistic Heavy Ion Collider (RHIC) [16, 17], and the Large Hadron Collider (LHC) [7, 18, 19], a considerable correlation strength was observed. All these experimental observations offer a cornucopia of scopes to testify various theoretical and/or phenomenological models for a possible explanation of the FB correlation exploiting different correlation coefficients between the multiplicities ($n - n$), the transverse momenta ($p_T - p_T$) and the transverse momentum and the multiplicity of charged particles ($p_T - n$).

Incipiently, the Dual Parton Model (DPM) [4, 20] and the Quark Gluon String Model (QGSM) [21] came up with the prediction of the possible long-range correlations taking into account the multiple parton-parton interactions. The Monte Carlo version of the QGSM [22], which successfully described ALICE data in terms of FB correlation, showed that the superposition of different multistring processes with different mean multiplicities in pp collisions at various center-of-mass energies could be the source of FB correlations strength. The String Fusion Model (SFM) [23] investigated the long-range correlations with the idea of possible interactions between strings, highlighting different types of FB correlations as mentioned above [24]. Furthermore, the Monte Carlo version of SFM predicted and reproduced the LHC data reasonably well in hadronic and nuclear collisions [25, 26]. The FB correlations were also studied via string percolation mechanism in pp collisions [27]. The study of FB correlations in the Color Glass Condensate model (CGC) [28–31] showed that the initial state correlations and density fluctuations could lead to the observed long-

*Electronic address: mitalimon@gmail.com

range correlations among final-state particles foreseeing the centrality-dependent growth of LRC in heavy-ion collisions [17].

Recent studies on high-multiplicity pp and pPb collisions at the LHC and dAu collisions at the RHIC exhibit unforeseen features of collectivity [32–38]. Although hydrodynamical modeling remains a successful description to the properties of medium produced in heavy-ion collisions, recently such approach is found to be applicable in small systems (pp and/or pPb) at the LHC energies. The EPOS3 model with in-build hydro feature [39, 40] remains successful in describing ALICE data [41] for the charged-particle flow and shows some hint of long-range ridge-like structure in high-multiplicity pp collisions at $\sqrt{s} = 7$ and 13 TeV [42] and pPb collisions at $\sqrt{s_{NN}} = 5.02$ TeV [40, 43]. ATLAS experiment at the LHC shows that EPOS simulation underestimates the FB correlations strength for pp collisions at 13 TeV [18], though the hydro feature of EPOS model remained unexplored and was not tested for all the available energies at the LHC. Therefore, it is worth mentioning that the physics behind the FB correlation remains inconclusive even after different experimental and theoretical attempts and recent developments on the high-multiplicity events of small systems (pp/pA), which resemble many heavy-ion outcomes, demand further studies in this direction.

In this work, we, therefore, have used EPOS3 simulation code with and without hydrodynamical evolution of particles (referred as “with and without hydro” in rest of the texts) to explain the measured FB correlations in several rapidity window in pp collisions at $\sqrt{s} = 0.9, 2.76,$ and 7 TeV. We have reported the multiplicity and summed transverse momentum FB correlations for the charged particles using different kinematics to comply with the experimental measurements.

This paper is organized as follows: the formulation of FB correlation coefficients is mentioned in Sec. II. Section III discusses briefly about EPOS3 event generator and simulated events. Selection of EPOS3 generated events and different FB windows following ALICE and ATLAS kinematics is described in Sec. IV. In Sec. V, the dependences of multiplicity and summed- p_T FB correlation coefficients on the separation of pseudorapidity windows (η_{gap}), the width of the pseudorapidity window ($\delta\eta$), the collision energy (\sqrt{s}), the minimum transverse momentum ($p_{T_{min}}$), and the charged-particle multiplicity have been presented in detail and compared with corresponding ALICE [19] and ATLAS [7] data. Finally, the paper ends with summary and conclusions in Sec. VI.

II. FORWARD-BACKWARD CHARGED-PARTICLE CORRELATION COEFFICIENT

In general, FB correlations between produced particles can be categorized into three main types [44]:

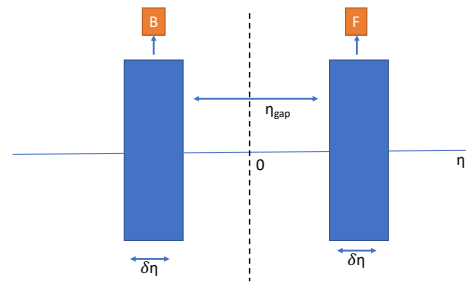


FIG. 1: (Color online) Construction of forward (F) and backward (B) window.

- $n - n$, the correlation between charged particles multiplicities
- $p_T - p_T$, the correlation between mean or summed transverse momenta of charged particles
- $p_T - n$, the correlation between mean or summed transverse momenta in one pseudorapidity interval and the multiplicity of charged particles in another pseudorapidity interval

The FB correlation strength is measured in a coordinate system with origin $\eta = 0$ which is always located at midrapidity, i.e., the collision vertex. Two pseudorapidity intervals are selected, one in the forward ($\eta > 0$) and another in the backward hemispheres ($\eta < 0$) in the center-of-mass system. Figure 1 shows forward and backward window construction where, η_{gap} being the gap between the window pairs and $\delta\eta$ being the width of each window. The FB correlation strength can be obtained from a linear regression analysis of the average charged-particle multiplicity in the backward hemisphere ($\eta < 0$), $\langle N_b \rangle_{N_f}$, as a function of the event multiplicity in the forward hemisphere ($\eta > 0$), N_f , such that,

$$\langle N_b \rangle_{N_f} = a + b_{corr}(mult)N_f \quad (1)$$

where a is a constant and $b_{corr}(mult)$ measures the multiplicity correlation strength [1, 4]. If linear relation of Eq. (1) holds, then $b_{corr}(mult)$ can be estimated using the following formula of Pearson correlation coefficient:

$$b_{corr}(mult) = \frac{\langle N_f N_b \rangle - \langle N_f \rangle \langle N_b \rangle}{\langle N_f^2 \rangle - \langle N_f \rangle^2} = \frac{D_{bf}^2}{D_{ff}^2} \quad (2)$$

In Eq. (2), D_{bf}^2 (covariance) and D_{ff}^2 (variance) are the backward-forward and forward-forward dispersions respectively [4, 6].

Since, the charged-particle multiplicity is an extensive quantity, the FB multiplicity correlation strength is affected by the so-called “volume fluctuations” which originate from event-by-event fluctuations of the number of participating nucleons. To avoid such fluctuations, we can consider, intensive observables like the sum of the absolute transverse momentum of particles within the

observation windows. Similar to the multiplicity correlation, forward-backward summed- p_T correlation coefficient can be extracted using the following formula:

$$b_{corr}(\Sigma p_T) = \frac{\langle \Sigma p_{T_f} \Sigma p_{T_b} \rangle - \langle \Sigma p_{T_f} \rangle \langle \Sigma p_{T_b} \rangle}{\langle (\Sigma p_{T_f})^2 \rangle - \langle \Sigma p_{T_f} \rangle^2} \quad (3)$$

Here, Σp_{T_f} and Σp_{T_b} are the event summed transverse momentum in forward and backward window, respectively.

Similarly, the correlation strength between mean or summed transverse momenta and the charged-particle multiplicity can also be described following the formula of Pearson correlation coefficient. However, we have explored first two types of FB correlation in details in this paper.

III. THE EPOS3 MODEL

The p QCD-inspired hybrid Monte Carlo event generator EPOS3 uses Gribov-Regge multiple scattering framework for particle productions in high-energy collisions. The most unique feature of EPOS3 model is to use a common theoretical scheme for the particle production in pp , pA , and AA collisions. Unlike many other Monte Carlo event generators, EPOS3 generates real event which does not introduce any test particles and all kinds of fluctuations are treated on the basis of event-by-event fluctuations [45].

In this approach an individual scattering is termed as a ‘‘Pomeron’’. For a given pomeron, the corresponding chain of partons is treated as parton ladder which may be considered as a longitudinal color field or a flux tube, carrying transverse kinks from the initial hard scatterings [46]. In a collision, many elementary parton-parton hard scatterings form a large number of flux tubes that expand and are fragmented into string segments. Some of these flux tubes constitute the bulk matter or a medium which thermalizes and undergoes a three-dimensional (3D)+1 viscous hydrodynamical evolution and hadronizes via usual Cooper-Frye formalism at a ‘‘hadronization temperature’’, T_H . These segments form the so-called ‘‘core’’ and this collective expansion takes place till soft hadrons (low p_T particles) freeze-out. Other string segments having high transverse momentum that are close to the surface leave the bulk matter and hadronize (including jet hadrons) via the Schwinger mechanism. Those segments form the so-called ‘‘corona’’. Rest of the string segments which have enough energy to escape the bulk matter constitute the ‘‘semihard’’ or intermediate- p_T particles. At the time of escaping, these segments may pick up quarks or antiquarks from the bulk matter inheriting the imprints of its properties.

Using EPOS3 model, we generated 3 million minimum-bias pp events for center-of-mass energies 0.9, 2.76, and 7 TeV, for each of the options, with and without hydro. To validate the generated event samples of different center-of-mass energies, we compared EPOS3 simulated events

with ALICE and ATLAS data. Figure 2 shows that the differential cross section of charged particles as a function of p_T as measured by ALICE experiment in pp collisions at $\sqrt{s} = 0.9$ and 2.76 TeV [47] and charged-particle multiplicities as a function of p_T by ATLAS experiment at $\sqrt{s} = 0.9$ and 7 TeV [48] have been successfully reproduced by the simulated events at the chosen energies.

IV. FB WINDOW AND EVENT SELECTION

We have studied FB correlations following ALICE [19] and ATLAS [7] kinematics.

A. ALICE kinematics

We have selected EPOS3 simulated events having a minimum of two charged particles in the kinematic interval $0.3 < p_T < 1.5$ GeV and $|\eta| < 0.8$ following ALICE [19] kinematics. We have divided the chosen pseudorapidity space into two windows about the collision center, i.e., $\eta = 0$. One is forward window (F) ($\eta > 0$) and another is backward window (B) ($\eta < 0$). Two pseudorapidity intervals of equal width ($\delta\eta$) have been taken symmetrically from the F and B windows. Four different values of $\delta\eta$ are taken, i.e., $\delta\eta = 0.2, 0.4, 0.6$ and 0.8 . Also, we have considered three different values of η_{gap} (the separation between the forward and backward pseudorapidity intervals), i.e., $\eta_{gap} = 0, 0.4$ and 0.8 . We have studied the forward-backward charged-particle multiplicity and summed- p_T correlations for each value of η_{gap} considering possible values of $\delta\eta$.

B. ATLAS kinematics

While following ATLAS kinematics [7], EPOS3 generated events are chosen with a minimum of two charged particles with $p_T > 0.1$ GeV and $|\eta| < 2.5$. Equal intervals in pseudorapidity of size $\delta\eta = 0.5$ are chosen for all possible combinations of forward ($\eta > 0$) and backward ($\eta < 0$) windows with equal or different η_{gap} .

V. RESULTS AND DISCUSSIONS

A. Multiplicity correlation

The correlation between the forward and backward multiplicities N_f and N_b of the produced charged particles has been extensively studied for EPOS3 generated pp events at three center-of-mass energies $\sqrt{s} = 0.9, 2.76$, and 7 TeV and compared with corresponding experimental data.

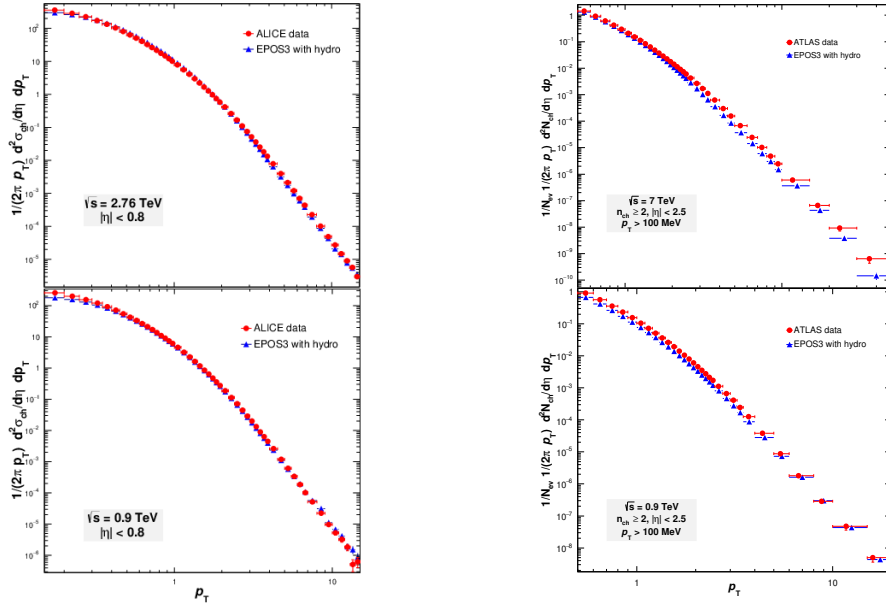


FIG. 2: (Color online) (Left) Differential cross section of charged particle as a function of p_T from EPOS3 with hydro generated minimum-bias events in pp collisions at $\sqrt{s} = 2.76$ (upper panel) and 0.9 TeV (lower panel), compared to ALICE data [47]. (Right) Charged-particle multiplicities as a function of p_T from same EPOS3 events in pp collisions at $\sqrt{s} = 7$ TeV (upper panel) and 0.9 TeV (lower panel) compared to ATLAS data [48].

1. Analysis considering ALICE kinematics

We have performed the following analysis considering events and FB windows as described in Sec. IV A. Figure 3 shows the dependence of the average charged-particle multiplicity in the backward window ($\langle N_b \rangle_{N_f}$) on the charged-particle multiplicity (N_f) in the forward window taking window width $\delta\eta = 0.6$ and $\eta_{gap} = 0.4$ for EPOS3 simulated pp events with and without hydro at $\sqrt{s} = 0.9, 2.76,$ and 7 TeV. We found a linear correlation between $\langle N_b \rangle_{N_f}$ and N_f as depicted in Eq. (1). The data points are well fitted by a linear function, shown by the red lines in all panels in Fig. 3. Henceforth, we have used Pearson correlation coefficient of Eq. (2) for the calculation of multiplicity correlation strength, $b_{corr}(\text{mult})$, and performed the following studies:

- **Dependence on the gap between FB windows (η_{gap}):**

The FB multiplicity correlation coefficient b_{corr} as a function of η_{gap} for four different window widths (as discussed in IV A) has been shown in Fig. 4 for the three collision energies $\sqrt{s} = 0.9, 2.76,$ and 7 TeV for EPOS3 simulated pp events considering both with and without hydro (left panel). Right panel of Fig. 4 represents ALICE data [19]. It has been observed that b_{corr} values for each center-of-mass energy decrease slowly with the increase of the gap between FB windows (η_{gap}). It is evident

that the experimental values are higher than that of simulated values but the trend of dependence on η_{gap} is in agreement with the experiment.

- **Dependence on the width of FB windows ($\delta\eta$):**

It can be seen from Fig. 4 that for a fixed separation between FB windows, b_{corr} increases with the increase of window width ($\delta\eta$). For studying the nature of increase, b_{corr} is plotted for most central window with respect to $\delta\eta$ in Fig. 5. It shows that multiplicity correlation increases nonlinearly with window width $\delta\eta$. This dependence is in qualitative agreement with ALICE data [19]. The nonlinear dependence of b_{corr} on $\delta\eta$ has been explained in a simple model reported by ALICE collaboration [19], along with other approaches mentioned in [6, 22, 49, 50]. The similar trend for both with and without hydro shows that the hydrodynamical evolution of the bulk matter has negligible effect on b_{corr} as the SRC may be dominated due to event-by-event multiplicity fluctuations.

- **Dependence on collision energy (\sqrt{s}):**

It is evident from Fig. 4 and Fig. 5 that with the increase of collision energy FB multiplicity correlation increases. To have a closer look on energy dependence, the FB multiplicity correlation coefficient b_{corr} has also been plotted with η_{gap} for $\delta\eta =$

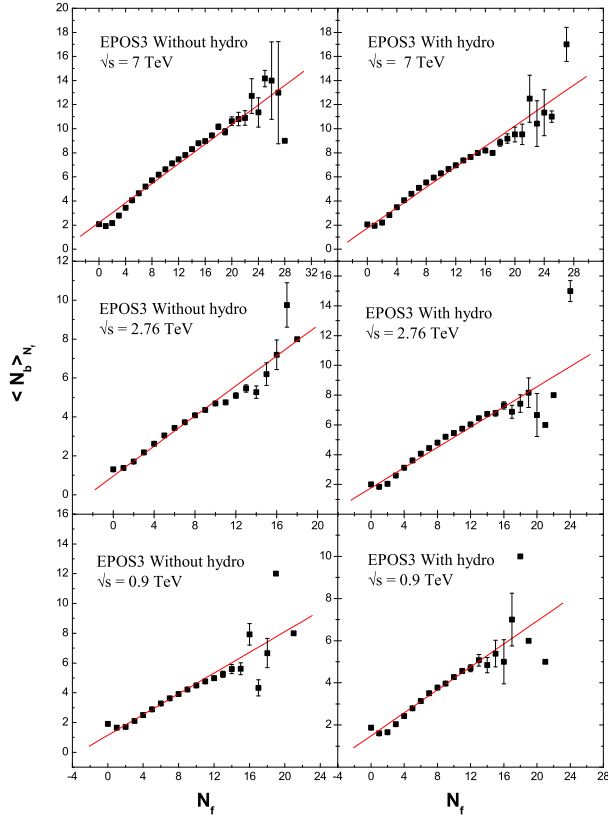


FIG. 3: (Color online) Variation of $\langle N_b \rangle_{N_f}$ with N_f for FB window width $\delta\eta = 0.6$ and $\eta_{gap} = 0.4$ for EPOS3 generated pp events with (right panel) and without (left panel) hydro at three center-of-mass energies $\sqrt{s} = 0.9, 2.76,$ and 7 TeV .

0.4 at three center-of-mass energies in Fig. 6. Although the slopes of the η_{gap} dependence of b_{corr} for three center-of-mass energies remain approximately constant for experimental data [19] as well as simulated events, it has been observed that the pedestal values of b_{corr} increase with collision energy. One of the reasons of this increase of the pedestal values of b_{corr} with center-of-mass energy is the increase in mean multiplicity, $\langle N_f \rangle$. However, ALICE collaboration [19] has reported that if one chooses window sizes such that the mean multiplicities stays constant at different energies, the increase is still noticed. A strong energy dependence of b_{corr} values were also reported by the UA5 collaboration [2] and ATLAS collaboration [7].

2. Analysis considering ATLAS kinematics

We have done the following analyses considering events and FB windows as described in Sec. IV B. The FB multiplicity correlations using EPOS3 simulated pp events with and without hydro at $\sqrt{s} = 0.9$ and 7 TeV have

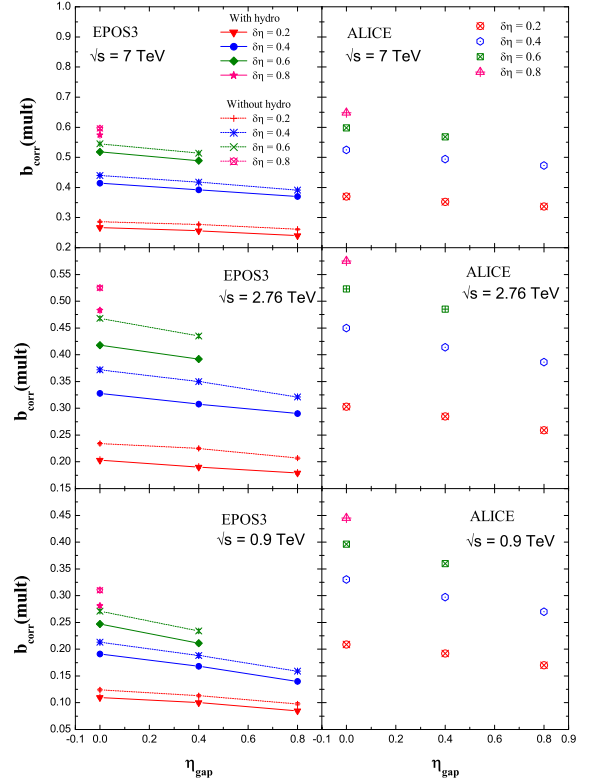


FIG. 4: (Color online) FB multiplicity correlation strength, b_{corr} as a function of η_{gap} for $\delta\eta = 0.2, 0.4, 0.6$ and 0.8 in pp events at $\sqrt{s} = 0.9, 2.76,$ and 7 TeV . The left panel is for EPOS3 generated pp events considering with and without hydro and the right panel exhibits ALICE data [19].

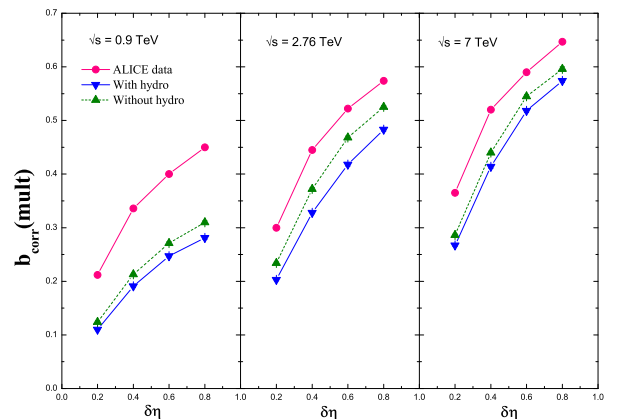


FIG. 5: (Color online) FB multiplicity correlation strength, b_{corr} as a function of $\delta\eta$ for $\eta_{gap} = 0$ in pp collisions at $\sqrt{s} = 0.9, 2.76,$ and 7 TeV .

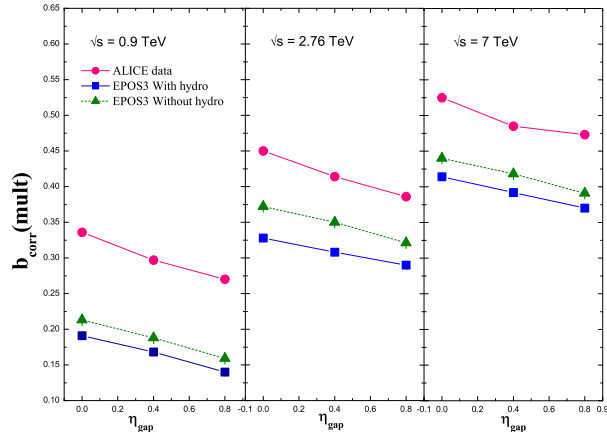


FIG. 6: (Color online) FB multiplicity correlation strength, b_{corr} as a function of η_{gap} for $\delta\eta = 0.4$ in pp collisions at $\sqrt{s} = 0.9, 2.76, \text{ and } 7 \text{ TeV}$.

been calculated for the full matrix of FB windows of width $\delta\eta = 0.5$ as illustrated in Fig. 7 covering the whole range of pseudorapidity, $|\eta| < 2.5$ and $p_T > 0.1 \text{ GeV}$. The main diagonal of Fig. 7 represents the symmetric FB windows with increasing separation. It is evident that the FB multiplicity correlation varies strongly with the η_{gaps} but weakly with the mean- η value for a given separation for both with and without hydro in EPOS3 simulated pp events at $\sqrt{s} = 0.9$ and 7 TeV .

- **Dependence on the gap between FB windows (η_{gap}):**

The correlations between symmetrically opposite FB η -windows of equal width $\delta\eta = 0.5$ have also been observed separately in Fig. 8 and compared to ATLAS results [7]. The lower panel represents the ratio between the simulated and experimental values for both the energies. It is interesting to note that the general trend is well reproduced by both type of EPOS3 simulated events. EPOS3 simulated events with hydro quantitatively reproduce the experimental data for different η_{gap} s except the most central one at $\sqrt{s} = 7 \text{ TeV}$ but underestimate the correlation strength at $\sqrt{s} = 0.9 \text{ TeV}$, whereas, events without hydro overestimate the same for both the energies.

- **Dependence on center-of-mass energy (\sqrt{s}):**

Fig. 9 represents the ratio of the above FB multiplicity correlation at $\sqrt{s} = 0.9$ and 7 TeV for the simulated events as well as for the experimental data [7]. It has been found that the FB multiplicity correlation is higher for 7 TeV than 0.9 TeV and the relative difference is greater for the higher pseudorapidity gaps. Here, we can infer that similar to the data, in EPOS3 simulated events the

LRC dominates over the SRC as the collision energy increases.

- **Dependence on the minimum transverse momentum (p_{Tmin})**

We know that in high-energy collisions with the increase of particle transverse momentum, there is a gradual transition from soft processes to hard processes. To capture the contribution of this transition in multiplicity correlation, we have evaluated the value of b_{corr} for seven different values of minimum transverse momentum (p_{Tmin}), i.e. $p_{Tmin} = 0.1, 0.2, 0.3, 0.5, 1.0, 1.5$ and 2.0 GeV in case of symmetric FB windows with no separation for EPOS3 simulated events with and without hydro for pp collisions at $\sqrt{s} = 7 \text{ TeV}$ and plotted in Fig. 10 along with the ATLAS data [7]. It has been found that the correlation decreases rapidly as p_{Tmin} increases above a few hundred MeV following the same trend as in the experimental data. The decrease is more sharp for without hydro EPOS3 events than with hydro. However, the agreement with experimental result is better for with hydro EPOS3 events.

B. Summed- p_T (Σp_T) correlation

The correlation among the summed values of the transverse momenta of the produced charged particles in forward and backward windows, Σp_{T_f} and Σp_{T_b} , has been studied for the same simulated events and compared with corresponding experimental data. We have estimated FB momentum correlation coefficient, $b_{corr}(\Sigma p_T)$ using Eq. (3) and repeated the above analyses following ALICE [19] and ATLAS [7] kinematics.

Figure 11 transpires the fact that, similar to FB multiplicity correlation, FB momentum correlation strength also decreases gradually with the increasing gap between the FB windows (η_{gap}) for all window widths ($\delta\eta$) and maintains nearly constant slope. It increases with the increase of center-of-mass energy.

The nonlinear dependence of FB summed- p_T correlations on $\delta\eta$ is evident from Fig. 12 for EPOS3 generated events. Similar to FB multiplicity correlation, we may think of the dominance of SRC component results in the nonlinear increase of summed- p_T FB correlation.

Figure 13 shows that the η_{gap} dependence of $b_{corr}(\Sigma p_T)$ in the symmetrically opposite η windows of equal width ($\delta\eta = 0.5$) agrees with that of FB multiplicity correlation. For two different energies 0.9 and 7 TeV , we see that in comparison to 0.9 TeV , EPOS3 with hydro events is more comparable to data in 7 TeV .

Energy dependence is exhibited in the left panel of Fig. 14, and it also supports the possible inference as predicted in case of multiplicity correlation. It is observed from the right panel of Fig. 14 that similar to

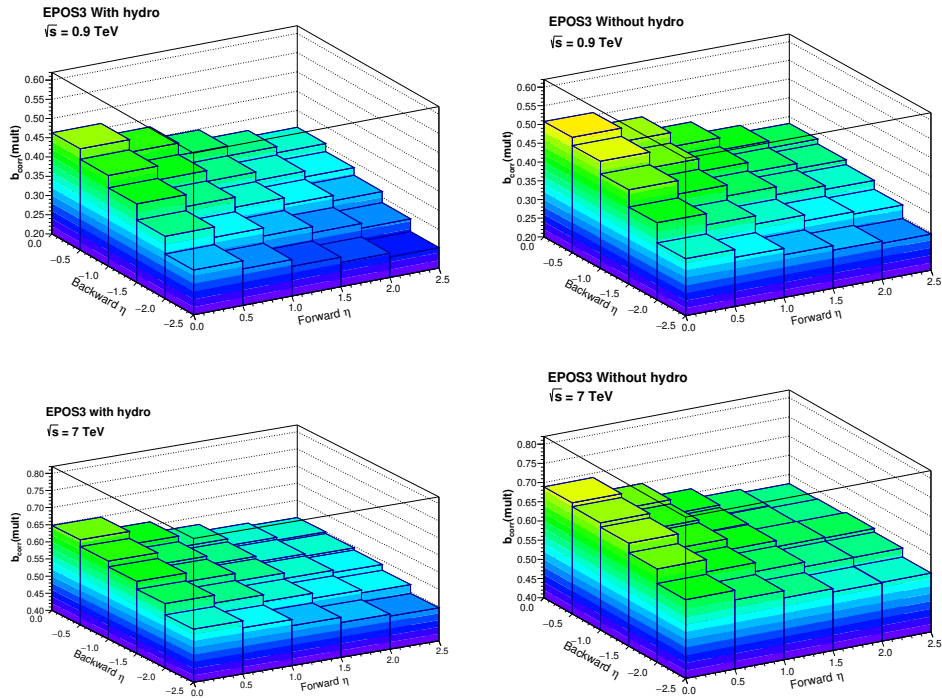


FIG. 7: (Color online) Multiplicity correlation in a matrix of forward/backward η intervals for $|\eta| < 2.5$ and $p_T > 0.1$ GeV for EPOS3 simulated events with at least two charged particles: (top-left) with hydro at 0.9 TeV, (top-right) without hydro at 0.9 TeV, (bottom-left) with hydro at 7 TeV, (bottom-right) without hydro at 7 TeV.

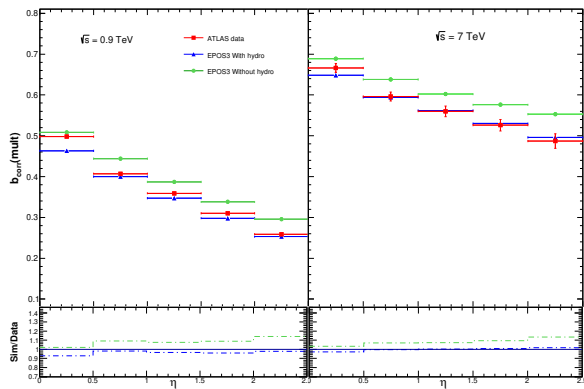


FIG. 8: (Color online) (Upper panel) FB multiplicity correlation in symmetrically opposite η intervals for pp events with $p_T > 0.1$ GeV and $|\eta| < 2.5$. EPOS3 simulated events with and without hydrodynamics, compared to ATLAS data at $\sqrt{s} = 0.9$ and 7 TeV. (Lower panel) Ratio of simulated events to ATLAS data.

$b_{corr}(\text{mult})$, $b_{corr}(\Sigma p_T)$ also decreases rapidly with the transition from soft processes to hard processes, i.e. with $p_{T,\min}$ for EPOS3 events with and without hydro at $\sqrt{s} = 7$ TeV.

So far we have used minimum-bias EPOS3 events with and without hydro to calculate the FB correla-

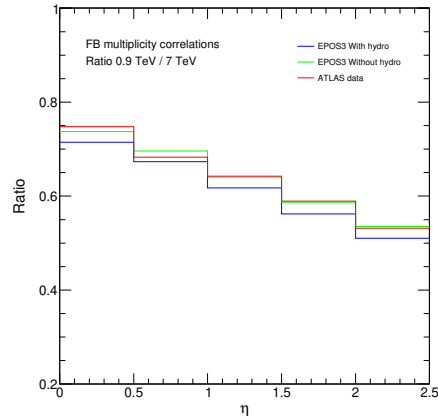


FIG. 9: (Color online) Ratio of the 0.9 TeV results to the 7 TeV results for EPOS3 with and without hydro and ATLAS data.

tion strength. An attempt has been made to explore the multiplicity-dependent summed- p_T FB correlations in pp collisions at 7 TeV using EPOS3 with hydro events. The reason behind choosing $b_{corr}(\Sigma p_T)$ over $b_{corr}(\text{mult})$ can easily be understood from Sec. II. We divided the whole event sample into three nonoverlapping multiplicity regions: low ($1 < N_{ch} < 45$), mid ($45 < N_{ch} < 90$), and high ($N_{ch} > 90$), where N_{ch} is the total number

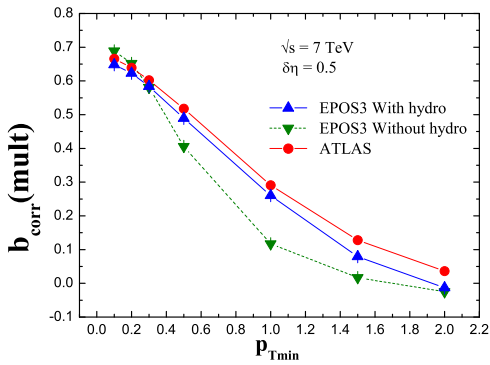


FIG. 10: (Color online) Forward-backward multiplicity correlations as a function of p_{Tmin} for EPOS3 simulated events with and without hydro at $\sqrt{s} = 7$ TeV compared with ATLAS data.

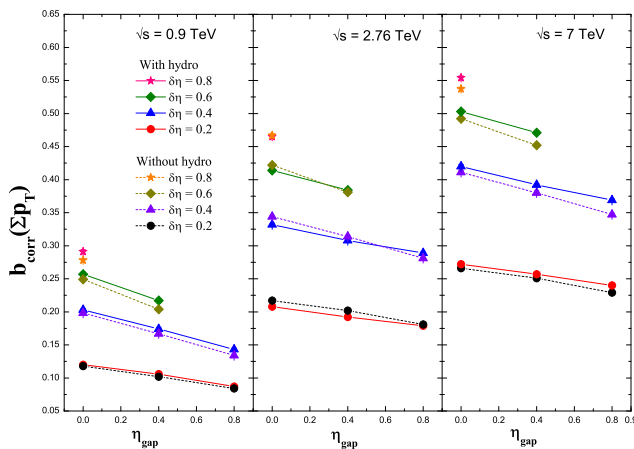


FIG. 11: (Color online) Forward-backward summed- p_T correlation as a function of η_{gap} for four window widths $\delta\eta = 0.2, 0.4, 0.6$ and 0.8 in EPOS3 generated pp events at $\sqrt{s} = 0.9, 2.76,$ and 7 TeV.

of charged particles, calculated following ATLAS kinematics (Sec. IV B). Figure 15 shows the FB summed- p_T correlations as a function of η_{gap} for window width $\delta\eta = 0.5$ in those three multiplicity regions following the same ATLAS kinematics. We observe the similar decrease of correlation strength with increasing η_{gap} . Interestingly, we found that $b_{corr}(\Sigma p_T)$ decreases with increasing multiplicity at a fixed η_{gap} and becomes lowest in high-multiplicity events. The decrease in correlation strength with increasing multiplicity could be due to the fact that, in EPOS3, high-multiplicity events are generated via breaking of parent strings into a sequence of string segments producing a large string density, i.e. core. Such fusion of strings into core may lead to the smearing of correlation strength reflecting lower FB correlation in different η window in high-multiplicity EPOS3 events.

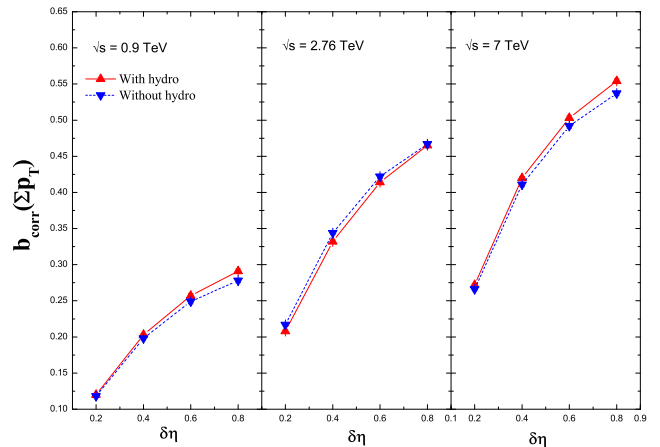


FIG. 12: (Color online) Dependence of $b_{corr}(\Sigma p_T)$ on $\delta\eta$ for $\eta_{gap} = 0$ in EPOS3 generated pp events at $\sqrt{s} = 0.9, 2.76,$ and 7 TeV.

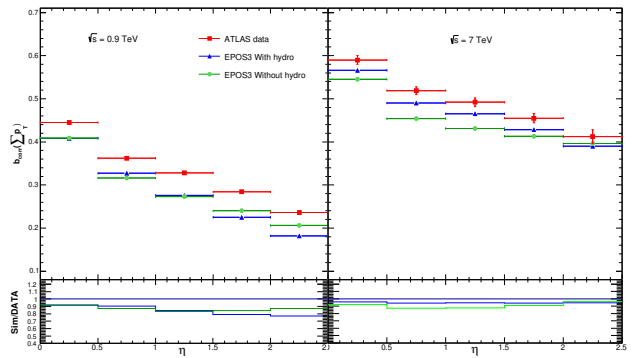


FIG. 13: (Color online) (Upper panel) Forward-backward summed- p_T correlation in symmetrically opposite η intervals for EPOS3 simulated events with and without hydro at $\sqrt{s} = 0.9$ and 7 TeV compared with ATLAS data. (Lower panel) Ratio of simulated events to ATLAS data.

The negative values for $b_{corr}(\Sigma p_T)$ (anticorrelation) in high-multiplicity EPOS3 events in larger η_{gap} could be due to lack of enough statistics.

VI. SUMMARY AND CONCLUSIONS

We have seen that EPOS model successfully reproduces some basic features of particle production in pp collisions at the LHC [51–53]. However, it fails to reveal few anomalous features in pp collisions as well [42]. The present analysis highlights some important results and observations on long- and short-range correlations among produced charged particles in EPOS3 generated events at three center-of-mass energies $\sqrt{s} = 0.9, 2.76,$ and 7 TeV by exploring FB multiplicity and momentum correlation.

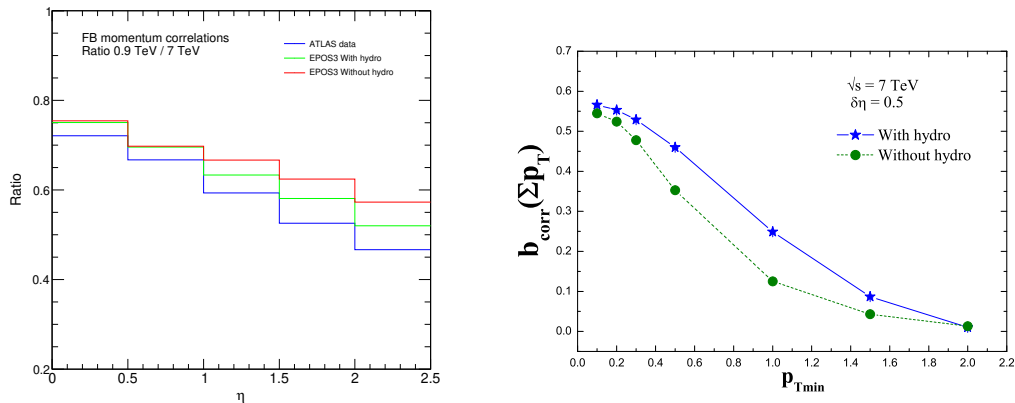


FIG. 14: (Color online) (Left) Ratio of forward-backward summed- p_T correlation for 0.9 TeV results to the 7 TeV results. (Right) Forward-backward summed- p_T correlation as a function of $p_{T,min}$ for window width $\delta\eta = 0.5$.

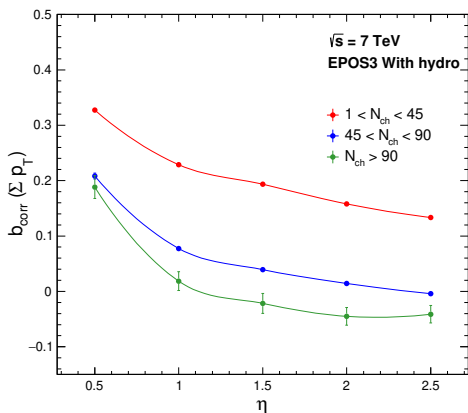


FIG. 15: Forward-backward summed- p_T correlations as a function of η_{gap} for window width $\delta\eta = 0.5$ in different multiplicity range in EPOS3 simulated pp events with hydro at $\sqrt{s} = 7$ TeV.

The study following ALICE kinematics reveals that

- Both FB multiplicity and momentum correlation coefficients decrease slowly with the increase of the gap between FB windows (η_{gap}) for each center-of-mass energy.
- The η_{gap} dependence of b_{corr} maintains a nearly constant slope for all window widths in three center-of-mass energies.
- The value of b_{corr} increases nonlinearly with $\delta\eta$ for a fixed η_{gap} .
- The pedestal value of b_{corr} increases with collision energy.

We observe that the general trends of b_{corr} as a function of η_{gap} , $\delta\eta$, and collision energies as measured

by ALICE Collaboration [19], are fairly described by EPOS3 model. Thus, our study corroborates ALICE experimental findings of FB correlations as well as predictions of different models, namely, Monte Carlo version of QGSM [22], Monte Carlo version of SFM [26], PYTHIA with different tunes [54–56], and PHOJET [57] which qualitatively or quantitatively described the data.

The study following ATLAS kinematics reveals that

- FB correlation varies strongly with η_{gap} but weakly with the mean- η value for a given pseudorapidity separation.
- FB correlation decreases rapidly as minimum transverse momentum, $p_{T,min}$ increases above a few hundred MeV.
- FB summed- p_T correlation decreases as event multiplicity increases. A large deviation from minimum-bias study of $b_{corr}(\Sigma p_T)$ with η_{gap} is observed for high-multiplicity events.
- FB correlation strength increases with the increasing collision energy.

It has been seen that the overall trend of above dependences is in agreement with the experimental results from ATLAS [7]. However, better agreement with ATLAS data has been noticed in the case of simulated pp events with hydro for all FB window pairs except the most central one.

The observed rapid decrease of FB correlations with the increase of minimum transverse momentum, $p_{T,min}$, as studied using EPOS3 simulated events, endorses the fact that at low p_T values, partonic strings may uniformly fragment in the longitudinal direction but at higher p_T , particles may be associated with jets showing weak correlations between different jets [8]. Similar features are also predicted by the Monte Carlo version of String Fusion Model which anticipates that the decrease of correlation strength with the increase of $p_{T,min}$ is related to

the decrease of multiplicity restricting the overall string activities [26].

In addition to the minimum-bias study of EPOS3 simulated events, the multiplicity-dependent summed- p_T FB correlation shows significant changes in different multiplicity ranges. As discussed in [56], the FB correlation strength can be sensitive to the changes of multiplicity and a significant variation in b_{corr} has been reported in pp collisions. The centrality dependence of FB correlations had already been predicted via different theoretical models including string fusion [58], string clustering framework [59] for heavy-ion collisions. Such studies revealed that the long-range correlation strength increased from peripheral to central collisions. However, a strong suppression was observed in most central collisions which was explained in terms of suppression of color field fluctuations due to string fusion or interactions among cluster of color sources. Therefore, our observation on multiplicity-dependent $b_{corr}(\Sigma p_T)$ in pp collisions adds more valuable information in this respect encouraging experimental measurements.

The energy dependence of FB correlation suggests that it might be due to the fact that the increase in long-range component of FB correlation is greater than its short-range component with the increase of multiple parton-parton interactions along with increasing center-of-mass energy [2].

It may be noted that the QCD-inspired multiparton interaction model like PYTHIA illustrated the FB multiplicity correlations by discriminating the power between different model tunes, particle production mechanisms, p_T cuts and η regions at $\sqrt{s} = 900$ GeV [55]. With further developed tunes, PYTHIA reproduces the trend of the FB correlation reasonably well as measured by ATLAS experiment [7], though some of those tunes underestimate the FB correlation strength at high η values. Furthermore, PYTHIA 8 tune A2 fails to describe the N_{ch} dependency of SRC and LRC components as measured by ATLAS experiment in pp collisions at $\sqrt{s} = 13$ TeV [18]. Recent studies in PYTHIA with default color reconnection (CR) scheme [56] fail to explain the ALICE data, though somewhat better agreement is found with tuned CR scheme [60]. While PYTHIA with default CR scheme remains unsuccessful in explaining the LHC data in terms of long-range correlations [61], EPOS3 with hydrodynamical evolution of particles offers better agreement to the LHC data [40, 43] in small systems (pp/pA).

In view of recent correlation studies with EPOS3 model, our present study in FB multiplicity and summed- p_T correlations using EPOS3 generated events will significantly contribute to the physics of multiparticle productions and interactions in high-energy pp collisions.

Overall, we may conclude that the hybrid Monte Carlo model, EPOS3 remains consistent in explaining the LHC data in terms of FB multiplicity and summed- p_T correlations qualitatively and explores the possible interplay between the soft and the hard processes in particle production in pp collisions along with the variation of collision energy density. The study reflects that switching ON/OFF hydrodynamical evolution of bulk particles does not affect much the correlation strength rather multiparticle interactions and fluctuations plays important role in FB multiplicity correlations between particles in different η windows as reported in various experiments and phenomenological models.

FB correlation strength can also be examined in different azimuthal windows in the $\eta - \varphi$ space selecting particles with different p_T cuts. This can be exploited as an effective tool for understanding and discriminating the source of the SRC and the LRC components [44]. An exhaustive study in this light will be taken up separately in our future work. Furthermore, an extrapolation of such study would also be interesting in higher center-of-mass energy and multiplicity domain in pp collisions to test different aspects of the EPOS3 model.

Acknowledgements

The authors express their gratitude to Dr. Subhasis Chattopadhyay, Variable Energy Cyclotron Centre (VECC) for providing academic support. The authors are thankful to the members of the grid computing team of VECC and cluster computing team of Department of Physics, Jadavpur University for providing uninterrupted facility for event generation and analyses. We also gratefully acknowledge the financial help from the DHESTBT, WB. One of the authors (J. M.) acknowledges DST-INDIA for providing fellowship under INSPIRE Scheme. Another author (S. K.) acknowledges the financial support from UGC-INDIA Dr. D. S. Kothari Post Doctoral Fellowship under Grant No. F.4-2/2006(BSR)/PH/19-20/0039.

-
- [1] G. J. Alner et al., (UA5 Collaboration), Phys. Rep. **154**, 247 (1987).
 - [2] R. Ansorge et al., (UA5 Collaboration), Z. Phys. C **37**, 191 (1988).
 - [3] K. Alpgard et al., (UA5 Collaboration), Phys. Lett. B **123**, 361 (1983).
 - [4] A. Capella, U. Sukhatme, C.-I. Tan, and J. T. T. Van, Phys. Rep. **236**, 225 (1994).
 - [5] W. Kittel and E. A. de Wolf, Soft Processes (World Scientific, Singapore, 2005).
 - [6] A. Capella and A. Krzywicki, Phys. Rev. D **18**, 4120 (1978) 019.
 - [7] G. Aad et al., (ATLAS Collaboration), J. High Energy Phys. **07** (2012).
 - [8] B. Andersson, G. Gustafson, G. Ingelman, and T. Sjöstrand, Phys. Rep. **97**, 31 (1983).

- [9] S. Uhlig, I. Derado, R. Meinke, and H. Preissner, Nucl. Phys. B **132**, 15 (1978).
- [10] S. L. Lim, Y. K. Lim, C. H. Oh, and K. K. Phua, Z. Phys. C **43**, 621 (1989).
- [11] W. Braunschweig et al., (TASSO Collaboration), Z. Phys. C **45**, 193 (1989).
- [12] P. Abreu et al., (DELPHI Collaboration), Z. Phys. C **50**, 185 (1991).
- [13] M. Derrick et al., (HRS Collaboration), Phys. Rev. D **34**, 3304 (1986); Z. Phys. C **35**, 323 (1987).
- [14] R. Akers et al., (OPAL Collaboration), Phys. Lett. B **320**, 417 (1994).
- [15] T. Alexopoulos et al., (E735 Collaboration), Phys. Lett. B **353**, 155 (1995).
- [16] B. B. Back et al., (PHOBOS Collaboration), Phys. Rev. C **74**, 011901 (2006).
- [17] B. I. Abelev et al., (STAR Collaboration), Phys. Rev. Lett. **103**, 172301 (2009).
- [18] M. Aaboud et al., (ATLAS Collaboration), Phys. Rev. C **95**, 064914 (2017).
- [19] J. Adam et al., (ALICE Collaboration), J. High Energy Phys. 05 (2015) 097.
- [20] A. Capella and J. T. T. Van, Z. Phys. C **18**, 85 (1983).
- [21] A. B. Kaidalov, Phys. Lett. B **116**, 459 (1982); Phys. At. Nucl. **66**, 1994 (2003).
- [22] L.V. Bravina, J. Bleibel, and E. E. Zabrodin, Phys. Lett. B **787**, 146 (2018).
- [23] N. S. Amelin, N. Armesto, M. A. Braun, E. G. Ferreira, and C. Pajares, Phys. Rev. Lett. **73**, 2813 (1994).
- [24] S. N. Belokurova and V. V. Vechernin, Phys. Part. Nuclei **51**, 319 (2020).
- [25] V. Kovalenko and V. Vechernin, Proc. Sci. Baldin ISHEPP XXI **077** (2012).
- [26] V. Kovalenko and V. Vechernin, DESY Conf. Proc. **82**, 691 (2014).
- [27] P. Brogueira, J. Dias de Deus, and C. Pajares, Phys. Lett. B **675**, 308 (2009).
- [28] L. McLerran, Nucl. Phys. A **699**, 73 (2002).
- [29] Y. V. Kovchegov, E. Levin, and L. McLerran, Phys. Rev. C **63**, 024903 (2001).
- [30] T. Lappi and L. McLerran, Nucl. Phys. A **832**, 330 (2010).
- [31] N. Armesto, L. McLerran, and C. Pajares, Nucl. Phys. A **781**, 201 (2007).
- [32] G. Aad et al., (ATLAS Collaboration), Phys. Rev. Lett. **116**, 172301 (2016).
- [33] V. Khachatryan et al., (CMS Collaboration), Phys. Rev. Lett. **116**, 172302 (2016).
- [34] V. Khachatryan et al., (CMS Collaboration), Phys. Lett. B **765**, 193 (2017).
- [35] B. Abelev et al., (ALICE Collaboration), Phys. Lett. B **719**, 29 (2013).
- [36] S. Chatrchyan et al., (CMS Collaboration), Phys. Lett. B **718**, 795 (2013).
- [37] G. Aad et al., (ATLAS Collaboration), Phys. Rev. Lett. **110**, 182302 (2013).
- [38] A. Adare et al., (PHENIX Collaboration), Phys. Rev. Lett. **114**, 192301 (2015).
- [39] K. Werner, B. Guiot, Iu. Karpenko, and T. Pierog, Phys. Rev. C **89**, 064903 (2014).
- [40] K. Werner, M. Bleicher, B. Guiot, Iu. Karpenko, and T. Pierog, Phys. Rev. Lett. **112**, 232301 (2014).
- [41] B. Abelev et al., (ALICE Collaboration), Phys. Lett. B **726**, 164 (2013).
- [42] S. Sadhu and P. Ghosh, Phys. Rev. D **99**, 034020 (2019).
- [43] S. Kar, S. Choudhury, S. Sadhu, and P. Ghosh, J. Phys. G **45**, 125103 (2018).
- [44] B. Alessandro et al., (ALICE Collaboration), J. Phys. G **32** 1295 (2006).
- [45] K. Werner, B. Guiot, Iu. Karpenko, and T. Pierog, Phys. Rev. C **89**, 064903 (2014).
- [46] H. J. Drescher, M. Hladik, S. Ostapchenko, T. Pierog, and K. Werner, Phys. Rep. **350**, 93 (2001).
- [47] B. Abelev et al., (ALICE Collaboration), Eur. Phys. J. C **73**, 2662 (2013).
- [48] G. Aad et al., (ATLAS Collaboration), New J. Phys. **13**, 053033 (2011).
- [49] M. A. Braun, R. S. Kolevatov, C. Pajares, and V. V. Vechernin, Eur. Phys. J. C **32**, 535 (2004).
- [50] V. Vechernin, Nucl. Phys. A **939**, 21 (2015).
- [51] J. Adam et al., (ALICE Collaboration), Eur. Phys. J. C **77**, 33 (2017).
- [52] M. Aaboud et al., (ATLAS Collaboration), Eur. Phys. J. C **76**, 502 (2016).
- [53] A. M. Sirunyan et al., (CMS Collaboration), J. High Energy Phys. 08 (2017) 046.
- [54] T. Sjöstrand, S. Mrenna, and P. Skands, J. High Energy Phys. 05 (2006) 026.
- [55] K. Wraight and P. Skands, Eur. Phys. J. C **71**, 1628 (2011).
- [56] E. Cuautele, E. Dominguez, and I. Maldonado, Eur. Phys. J. C **79**, 626 (2019).
- [57] R. Engel and J. Ranft, Phys. Rev. D **54**, 4244 (1996).
- [58] V. Kovalenko and V. Vechernin, J. Phys. Conf. Ser. **798**, 012053 (2017).
- [59] L. Cunqueiro, E. G. Ferreira, and C. Pajares, Proc. Sci. CFRNC2006 (2006) 019.
- [60] S. Kundu, B. Mohanty, and D. Mallick, arXiv:1912.05176 [hep-ph] (2019).
- [61] S. Kar, S. Choudhury, S. Muhuri, and P. Ghosh, Phys. Rev. D **95**, 014016 (2017).