

# A Simple Multiscale Method for Mean Field Games

Haoya Li\*, Yuwei Fan†, Lexing Ying‡

## Abstract

This paper proposes a multiscale method for solving the numerical solution of mean field games. Starting from an approximate solution at the coarsest level, the method constructs approximations on successively finer grids via alternating sweeping. At each level, numerical relaxation is used to stabilize the iterative process, and computing the initial guess by interpolating from the previous level accelerates the convergence. A second-order discretization scheme is derived for higher order convergence. Numerical examples are provided to demonstrate the efficiency of the proposed method.

**Keywords:** Mean field games; alternating sweeping; multiscale method; numerical relaxation; second-order scheme.

## 1 Introduction

Mean Field Games (MFG) theory was first introduced by Lasry and Lions in [22] and by Huang, Caines and Malhamé in [21] independently for studying the asymptotic behavior of stochastic differential games as the number of agents tends to infinity. The agents in the system are assumed to be identical, and any individual agent has little impact on the outcome of the game. Each individual agent aims to minimize a certain cost, and the strategy adopted is influenced by the average of a certain function of the states of the other agents [3]. In the limit of an infinite number of agents, a typical MFG can be described by the following system

$$\begin{cases} u_t - \nu \Delta u + H(x, \nabla u) = V[m], \\ u(t=0, x) = u_0(x) + V_0[m(t=0)](x), \end{cases} \quad x \in \Omega \subset \mathbb{R}^d; \quad (1.1a)$$

$$\begin{cases} -m_t - \nu \Delta m - \nabla \cdot (m \nabla_p H(x, \nabla u)) = 0, \\ m(t=T, x) = m_T(x), \end{cases} \quad x \in \Omega \subset \mathbb{R}^d, \quad (1.1b)$$

where  $m(t, x)$  stands for the density of the agents, and  $u(t, x)$  is the cost function (or negative utility). Among the two equations, the first one (1.1a) is a forward Hamilton-Jacobi-Bellman equation (HJB). The operators  $V \geq 0$  and  $V_0 \geq 0$  encode the impact of other agents (via the density function). On each point of its trajectory, each agent choose a velocity that locally minimizes its travel cost, and this leads to the appearance of the Hamiltonian  $H(x, \nabla u)$ . The second equation (1.1b) is a backward Kolmogorov-Fokker-Planck equation (KFP), which results from the motion of individual agents in  $\Omega$ .

The existence and regularity of the solution have been studied extensively in the literature. For the stationary case, a Bernstein integral method is used to obtain regularity bounds and existence of smooth solutions in [16]. For the evolutionary case, Gagliardo-Nirenberg type inequalities are used to develop priori bounds for the solutions when the Hamiltonian is subquadratic (see [18]). The Hopf-Cole transformation gives an explicit way to study the case where the Hamiltonian is quadratic (see [8]). However, this transformation cannot be used to study superquadratic problems. In the superquadratic case, a nonlinear adjoint method uses the adjoint equation to represent solutions by integrals with respect to the adjoint variable and leads to

\*Department of Mathematics, Stanford University, Stanford, CA 94305, email: lihaoya@stanford.edu

†Department of Mathematics, Stanford University, Stanford, CA 94305, email: ywfan@pku.edu.cn

‡Department of Mathematics and Institute for Computational and Mathematical Engineering, Stanford University, Stanford, CA 94305, email: lexing@stanford.edu

priori bounds for the solutions (see [17]). For a systematic probabilistic approach, we refer to the reference [13], in which the MFG system is studied in a standard stochastic control framework, and a useful analytical tool—the master equation is studied. We also refer the readers to [20] and [7] for more detailed discussions of the MFGs.

Recently, several numerical methods for MFG have been developed. In [2], Achdou and Capuzzo-Dolcetta proposed a first-order method for MFG with a first-order upwind scheme for the spatial discretization and an implicit discretization in the time direction. This method preserves many good properties of the MFG, but the resulting discrete system is a large-scale nonlinear system. The Newton-Raphson method is employed for its numerical solution but the cost is relatively high. In [9, 10, 11, 12], Carlini and Silva used the optimal control formula to represent the solution of the HJB equation. Using uniform partition of the time interval, they solve the HJB equation recursively by considering a discrete optimal control problem in every single time step. Then a mass conservative scheme is used for the KFP equation in an alternating way to solve the whole MFG system. The convergence property is also studied in these references.

In [19], Guéant studied a particular type of MFG system with a quadratic Hamiltonian via a change of variables given in [20]. In this way, the MFG system becomes two coupled heat equations with similar source terms. It is then possible to construct a scheme that yields monotonic sequences of approximate solutions.

In [5, 6], the authors studied the variational form of the MFG system with congestion penalization and investigated its duality. The variational problem is related with the solution of MFG system via the Fenchel-Rockafellar duality theorem. Since the variational problem is convex, an augmented-Lagrangian method can be applied to solve it efficiently.

For the MFG system without the randomness of behavior of agents (i.e. without the Laplacian term), various methods have been developed. The works [24, 14, 15] apply the generalized Hopf and Lax formulas of the HJB equation and conjure the Hamiltonian in the discretization. These algorithms have the advantage that they do not suffer from the curse of dimensionality. The work in [26] addresses a type of MFG with nonlocal interaction (for example, when the operator  $V$  is nonlocal) by using kernel-based representations of mean-field interactions and feature-space expansions. Most recently, neural network type methods, such as the APAC-net in [25] and the framework based on Lagrangian method [27], have also been applied to mean field game problems, especially in high dimensions.

**Contributions.** The main difficulty of solving MFG systems comes from the forward-backward nature of the system. Numerical discretization of such a system leads to a nonlinear large system of equations. To overcome this difficulty, we introduce a simple alternating sweeping algorithm to decouple the two equations and to make the application of time marching schemes possible. More specifically, the method solves the HJB equation or the KFP equation alternately by fixing the other quantity. This allows us to solve the MFG system by solving two time-dependent PDEs, and the overall cost is decreased remarkably when the convergence is guaranteed. In order to make this work, two critical issues need to be addressed: (1) whether the algorithm converges and (2) how to choose a good initial guess?

To address the first question, we study the condition of convergence and introduce a relaxation technique for satisfying this condition. The convergence can then be guaranteed with a proper selection of the relaxation factor. Numerical simulations show that the relaxation technique is highly effective.

To answer the second question, we introduce a multiscale method. More specifically, the problem is discretized with a sequence of successively finer grids. At the coarsest level, the system is relatively small, hence it can be solved directly by, for example, the Newton iteration in [2]. At each finer level, interpolating the solution from the previous level provides a good initial guess for the system at this level, and the solution is refined using alternating sweeping of the HJB and KFP equations. This process is repeated hierarchically until one reaches the finest grid. This multiscale method not only provides a good initial guess for each level, but also dramatically accelerates the convergence of the alternating sweeping. For the discretization of the MFG system, we also introduce a second-order scheme in order to reduce the numerical error. More specifically, a Beam-Warming scheme is applied on the spatial discretization, and a Crank-Nicolson scheme is introduced on the temporal discretization. The scheme is proved to preserve the conservation of mass.

**Contents.** The rest of the paper is organized as follows. Section 2 provides the main description of the numerical scheme. The general framework of the alternating sweeping procedure and the relaxation method is proposed in Section 2.2, the multiscale algorithm is detailed in Section 2.3, and the second-order finite

difference scheme is introduced in Section 2.4. Section 3 studies the numerical performance of the proposed algorithms. Finally Section 4 concludes with some discussion for future work.

## 2 Numerical Algorithm

### 2.1 Notations

To simplify the discussion, let us consider the spatial domain  $\Omega = [0, 1]^d$  with the periodic boundary condition. We introduce the notations for 1-dimensional case as it is straightforward to extend to the  $d$ -dimensional case.

We partition  $\Omega$  by a hierarchical uniform Cartesian mesh with step size  $h^{(\ell)} = \frac{1}{N^{(\ell)}} = 2^{-\ell}$  for each level  $\ell = L_0, \dots, L$ , where  $L_0 \leq L$  are given positive integers. For each  $\ell$ , the grid points are denoted as  $x_i^{(\ell)} = ih^{(\ell)}$ , with  $i = 1, \dots, N^{(\ell)}$ . In addition, for each  $\ell$ , the time interval  $[0, T]$  is also uniformly partitioned with time step  $\tau^{(\ell)} = \frac{T}{N_t^{(\ell)}} = 2^{-\ell}T$ . The grid points in time are denoted as  $t_n^{(\ell)} = n\tau^{(\ell)}$ . One can easily extend to the case where different stepsizes are used.

For the level  $\ell$  mesh, denote the approximations to  $u(x_i^{(\ell)}, t_n^{(\ell)})$  and  $m(x_i^{(\ell)}, t_n^{(\ell)})$  by  $u_i^{n,(\ell)}$  and  $m_i^{n,(\ell)}$ , respectively. It is often convenient to abbreviate  $\left(u_i^{n,(\ell)}\right)_{i=0, \dots, 2^\ell-1}$  and  $\left(m_i^{n,(\ell)}\right)_{i=0, \dots, 2^\ell-1}$  as  $u^{n,(\ell)}$  and  $m^{n,(\ell)}$ , and further denote  $(u^{n,(\ell)})_{n=0, \dots, N_t}$  and  $(m^{n,(\ell)})_{n=0, \dots, N_t}$  by  $U^{(\ell)}$  and  $M^{(\ell)}$ , respectively. Notice that the lower-case notations  $u$  and  $m$  represent the solution on the mesh for a given time, and the upper-case notations  $U$  and  $M$  represent the whole solution on a given level.

As an example of the notations adopted, a backward Euler discretization of the 1-dimensional MFG equations (1.1) on level  $\ell$  is of the following form, for  $i = 1, \dots, N^{(\ell)}$ ,

$$\begin{cases} \frac{u_i^{n+1,(\ell)} - u_i^{n,(\ell)}}{\tau^{(\ell)}} + (\mathcal{L}u^{n+1,(\ell)})_i + H(x_i^{(\ell)}, (\mathcal{D}u^{n+1,(\ell)}))_i = V[m^{n,(\ell)}]_i, & n = 0, \dots, N_t^{(\ell)} - 1, \\ u_i^{0,(\ell)} = u_0(x_i^{(\ell)}) + V_0[m^{0,(\ell)}]_i; \end{cases} \quad (2.1a)$$

$$\begin{cases} -\frac{m_i^{n,(\ell)} - m_i^{n-1,(\ell)}}{\tau^{(\ell)}} + (\mathcal{L}m^{n-1,(\ell)})_i - B_i(m^{n-1,(\ell)}, u^{n,(\ell)}) = 0, & n = N_t^{(\ell)}, N_t^{(\ell)} - 1, \dots, 1, \\ m_i^{N_t^{(\ell)},(\ell)} = m_T(x_i^{(\ell)}), \end{cases} \quad (2.1b)$$

where  $\mathcal{D}$  stands for the discretization of the spatial gradient operator  $\nabla$ , and  $\mathcal{L}$  stands for the discretization of  $-\nu\Delta$ , a scalar multiple of the Laplace operator, and  $B$  is the discrete analog of  $\nabla \cdot (m\nabla_p H(x, u))$ . For the sake of brevity we overload the notation  $\mathcal{D}$ ,  $\mathcal{L}$ ,  $H$ ,  $V$  and  $V_0$  for the corresponding operators on grid functions on each level. In the paper, if the level  $\ell$  is clear in the context, the superscript  $\ell$  will be omitted.

### 2.2 Alternating sweeping

Due to the forward-backward structure of system (2.1), one cannot directly apply a time marching scheme. A simple but key observation is that if one fixes the value of  $M$ , the system (2.1a) becomes a single forward parabolic equation with an initial condition. Similarly, if we fix the value of  $U$ , the system (2.1b) becomes a backward parabolic equation with a terminal condition. In this way, we arrive at a natural way to adopt time marching schemes.

More specifically, we start from an initial guess  $M_{\text{init}}$ , and use some time marching scheme to solve (2.1a) while fixing  $M$ , then solve (2.1b) while fixing  $U$ , and repeat this process until we reach a fixed point. We call this algorithm the *alternating sweeping*, which is depicted in Algorithm 1.

Now, we briefly analyze the alternating sweeping procedure from the viewpoint of fixed point iteration. In the following discussion, we denote  $M_k$  and  $U_k$  as the approximate solution of  $M$  and  $U$  after the  $k$ -th iteration in Algorithm 1. For the clarity of notation, we rewrite the functions in (2.1) as:

$$F(U, M) = 0, \quad G(U, M) = 0 \quad (2.2)$$

by moving everything to the left hand side.

---

**Algorithm 1** Alternating Sweeping for the MFG

---

**Input:** Initial guess of the density  $M_{\text{init}}$ , tolerance  $\epsilon$

**Output:** Numerical solution  $M$  and  $U$

**function** ALTERNATINGSWEEPING( $M_{\text{init}}$ )

$M \leftarrow M_{\text{init}}, U \leftarrow 1;$

**do**

Fixing  $M$  and solving (2.1a) gives  $U_{\text{new}};$

Compute  $\text{err}_U = \|U_{\text{new}} - U\|/\|U\|;$

$U \leftarrow U_{\text{new}};$

Fixing  $U$  and solving (2.1b) gives  $M_{\text{new}};$

Compute  $\text{err}_M = \|M_{\text{new}} - M\|/\|M\|$

$M \leftarrow M_{\text{new}};$

**while**  $\max\{\text{err}_M, \text{err}_U\} > \epsilon$

**return**  $M$  and  $U;$

**end function**

---

For  $k \geq 2$ , in the  $k$ -th iteration of Alternating Sweeping, we start from an approximation of  $m$  on the grid points, i.e.  $M_{k-1}$ , and then we obtain  $U_k$  from the equation  $F(U_k, M_{k-1}) = 0$ , and finish this step by getting  $M_k$  from  $G(U_k, M_k) = 0$ . For  $k = 1$  we start from  $M_{\text{init}}$ . Assume that  $F$  and  $G$  are continuously differentiable. Take the Taylor expansion at the real solution  $U$  and  $M$  of equation (2.2) and we get

$$\begin{aligned} F(U_k, M_{k-1}) &= F(U^*, M^*) + F_u(U_k - U^*) + F_m(M_{k-1} - M^*) + o(|U_k - U^*| + |M_{k-1} - M^*|), \\ G(U_k, M_k) &= G(U^*, M^*) + G_u(U_k - U^*) + G_m(M_k - M^*) + o(|U_k - U^*| + |M_k - M^*|), \end{aligned} \quad (2.3)$$

where

$$\begin{aligned} F_u &:= \frac{\partial F}{\partial U}(U^*, M^*), & F_m &:= \frac{\partial F}{\partial M}(U^*, M^*), \\ G_u &:= \frac{\partial G}{\partial U}(U^*, M^*), & G_m &:= \frac{\partial G}{\partial M}(U^*, M^*). \end{aligned} \quad (2.4)$$

When the approximate solutions are sufficiently close to the real solution, we have

$$\|M_k - M^*\| \leq \|G_m^{-1} G_u F_u^{-1} F_m (M_{k-1} - M^*)\| + o(|M_{k-1} - M^*|), \quad (2.5)$$

Thus we know that  $M_k$  converges to  $M$  locally if

$$\rho(G_m^{-1} G_u F_u^{-1} F_m) < 1, \quad (2.6)$$

where  $\rho$  denotes the spectral radius. Analogously, we have  $U^k$  converges to  $U$  locally if

$$\rho(F_u^{-1} F_m G_m^{-1} G_u) < 1. \quad (2.7)$$

For the spectral radius, we have the following conclusion.

**Lemma 1.**

$$\forall A, B \in \mathbb{C}^{n \times n}, \quad \rho(AB) = \rho(BA). \quad (2.8)$$

The proof of this lemma is given in Appendix A. It implies that  $\rho(G_m^{-1} G_u F_u^{-1} F_m) = \rho(F_u^{-1} F_m G_m^{-1} G_u)$ , thus the conditions (2.6) and (2.7) are equivalent. In conclusion, we have

**Proposition 1.** *The alternating sweeping converges locally if the equivalent conditions (2.6) and (2.7) hold. When they hold, the convergence rate of Algorithm 1 is*

$$r = \rho(G_m^{-1} G_u F_u^{-1} F_m) = \rho(F_u^{-1} F_m G_m^{-1} G_u). \quad (2.9)$$

**Remark 1.** *One can also first solve  $M$  with fixed  $U$  and then solve  $U$  with fixed  $M$ . Due to the upper analysis, the convergence rate of the corresponding scheme keeps the same.*

The upper discussion only guarantees the convergence of the alternating sweeping method when  $M_{\text{init}}$  is sufficiently close to the real solution and the condition in Proposition 1 ( $\rho(G_m^{-1}G_uF_u^{-1}F_m) < 1$ ) is satisfied. Thus, in order to make the alternating sweeping work, one needs to address two critical issues: (1) ensure that the spectral condition is satisfied (2) choose the initial guess  $M_{\text{init}}$  carefully. The relaxation method in Section 2.2.1 is concerned with (1) and a multiscale method in Section 2.3 addresses (2).

### 2.2.1 Relaxation

As a fixed point iteration, the alternating sweeping converges locally if the spectral radius of the Jacobian matrix at the fixed point is smaller than 1, as is clarified in Proposition 1. However, conditions (2.6) and (2.7) may not be satisfied. In order to address this, we propose a relaxation technique to improve the convergence of Algorithm 1. More specifically, we use

$$U \leftarrow \alpha U_{\text{new}} + (1 - \alpha)U_{\text{old}}, \quad M \leftarrow \alpha M_{\text{new}} + (1 - \alpha)M_{\text{old}}. \quad (2.10)$$

when updating  $U$  and  $M$  in Algorithm 1 instead of  $U \leftarrow U_{\text{new}}$  and  $M \leftarrow M_{\text{new}}$ .

To see how the relaxation technique helps the condition in Proposition 1 on spectral radius, we write Algorithm 1 in a general form of fixed point iteration, i.e.  $M_{k+1} = \phi(M_k)$  with the real solution  $\phi(M^*) = M^*$ , where  $\phi$  is continuously differentiable and its Jacobian matrix is  $J = G_m^{-1}G_uF_u^{-1}F_m$ . Before using relaxation, the condition of local convergence is  $\rho(J) < 1$  as in Proposition 1. After using relaxation, the iteration scheme becomes

$$M_{k+1} = \alpha\phi(M_k) + (1 - \alpha)M_k. \quad (2.11)$$

By taking Taylor expansion of  $\phi$  at  $M^*$ , we get

$$\phi(M_k) = \phi(M^*) + J(M_k - M^*) + o(\|M_k - M^*\|).$$

Plugging this equation into (2.11) leads to

$$\begin{aligned} M_{k+1} - M^* &= \alpha\phi(M_k - M^*) + (1 - \alpha)(M_k - M^*) \\ &= (\alpha J + (1 - \alpha)\mathcal{I})(M_k - M^*) + o(\|M_k - M^*\|), \end{aligned}$$

where  $\mathcal{I}$  is the identity matrix. Thus the iteration converges locally if

$$\rho(\alpha J + (1 - \alpha)\mathcal{I}) < 1. \quad (2.12)$$

Notice that

$$\alpha J + (1 - \alpha)\mathcal{I} = \mathcal{I} - \alpha(\mathcal{I} - J(M^*)). \quad (2.13)$$

We see that condition (2.12) is satisfied for sufficiently small positive number  $\alpha$  as long as

$$\lambda_{\max}(J) < 1, \quad (2.14)$$

where  $\lambda_{\max}$  denotes the largest eigenvalue. This condition is much weaker than  $\rho(J) < 1$ .

**Proposition 2.** *The relaxation (2.10) guarantees local convergence if the relaxation factor*

$$0 < \alpha \leq \min\{1, 1/\rho(G_m^{-1}G_uF_u^{-1}F_m)\},$$

as long as  $\lambda_{\max}(G_m^{-1}G_uF_u^{-1}F_m) < 1$ .

### 2.3 Multiscale algorithm

How to give a proper initial guess  $M_{\text{init}}$  is critical for the Algorithm 1. A naive way is to set

$$m_i^n = m_i^{N_t} = m_T(x_i), \quad n = 0, 1, \dots, N_t - 1, \quad i = 1, 2, \dots, N. \quad (2.15)$$

However, this initial guess can be far away from the real solution, which can lead to more alternating sweeping steps and longer computation time, or even failure of convergence.

We address the selection of  $M_{\text{init}}$  by using a multiscale method. In the first step, we solve the equations (2.1) on the coarsest grid with certain numerical methods (we will explain this choice more specifically later). At each finer level, an initial guess of the solution is obtained by interpolating the approximate solution from the previous level. This process is repeated until the finest grid. In particular, the initial guess on the finest grid  $M_{\text{init}}^L$  is given by interpolating  $M^{L-1}$ , which can be much better than the naive initial guess (2.15). The pseudocode of this multiscale method is summarized in Algorithm 2, where  $M^{(\ell)}$ ,  $U^{(\ell)}$  denote the approximate solution of  $M$  and  $U$  on the  $\ell$ -th level grid, respectively.

---

**Algorithm 2** Multiscale algorithm for MFG

---

**Input:** Initial guess of the density  $M_{\text{init}}^{(L_0)}$  on coarsest grid  $\ell = L_0$

**Output:** Numerical solution  $M^{(L)}$  and  $U^{(L)}$  of MFG (2.1) on finest grid level  $L$

**function** MULTISCALE( $M^{(L_0)}$ )

Solving (2.1) on the  $L_0$  grid by a given method with initial guess  $M_{\text{init}}$  gives  $M^{(L_0)}$  and  $U^{(L_0)}$

**for**  $\ell$  from  $L_0 + 1$  to  $L$  **do**

Interpolating  $M^{(\ell-1)}$  by an interpolation method gives  $M_{\text{init}}^{(\ell)}$ ;

$U^{(\ell)}, M^{(\ell)} = \text{ALTERNATINGSWEEPING}(M_{\text{init}}^{(\ell)});$

**end for**

**return**  $M^{(L)}$  and  $U^{(L)}$ ;

**end function**

---

**Remark 2.** *This algorithm is not a multigrid type method. In each step, one moves from a coarse grid to a fine grid and then apply the Alternating Sweeping method, and never goes back to the coarse grid after that.*

**Numerical method on the coarsest grid** Numerical results show that, when the multiscale method is used to provide the initial guess, the alternating sweeping is significantly accelerated and the time spent on the multiscale hierarchy for constructing the initial guess is negligible compared to the time saved. Since the number of discretization points on the coarsest grid is relatively small, we are able to employ methods that are more stable and possibly more expansive. The Newton iteration methods in [2] is a candidate. Another choice is the alternating sweeping method with a sufficiently small relaxation factor.

**Interpolation method** For the interpolation method in Algorithm 2, there are many candidates. A simple one is the linear interpolation

$$u_{2i+1}^{2n+1,(\ell)} = \frac{1}{4} \left( u_i^{n,(\ell-1)} + u_i^{n+1,(\ell-1)} + u_{i+1}^{n,(\ell-1)} + u_{i+1}^{n+1,(\ell-1)} \right). \quad (2.16)$$

Other interpolation methods can be adopted as well, such as the cubic interpolation or spline interpolation. Higher order interpolation methods introduce less interpolation error, but at the cost of increasing computational time.

## 2.4 Temporal and spatial discretization

It is worth emphasizing that the alternating sweeping method in Algorithm 1 and the multiscale algorithm in Algorithm 2 are independent on the specific temporal and spatial discretization used in (2.1). Various finite difference schemes can be applied, and it is also possible to use other types of methods to solve the HJB equation and KFP equation: for example, optimal control type methods for solving the equation (1.1a) when fixing the value of  $M$ . Below we introduce a new second-order finite difference scheme for discretizing the MFG systems.

### 2.4.1 Properties of the MFG system

In the MFG system (1.1), the two equations are coupled through the Hamiltonian, the operator  $V[m]$ , and the initial and terminal condition. Among them, the coupling through Hamiltonian is critical. Precisely speaking, the Hamiltonian  $H(x, \nabla u) : \Omega \times \mathbb{R}^d \rightarrow \mathbb{R}$  is the nonlinear term with respect to  $u$  in (1.1a). Its

gradient with respect to  $p$ , i.e.  $\nabla_p H$  is the nonlinear term in (1.1b). For the well-posedness of (1.1) in continuous case, it is essential that

$$\langle \nabla \cdot (m \nabla_p H), w \rangle = -\langle m \nabla_p H, \nabla w \rangle, \quad w \in H^1(\Omega) \quad (2.17)$$

holds, where the inner product  $\langle f, g \rangle = \int_{\Omega} f \cdot g \, dx$ , both for scalar functions and vector functions. The linearized Hamiltonian with respect to  $p$  is  $\nabla_p H(x, \nabla u) \cdot p$ , and the operator  $u \rightarrow \nabla_p H(x, \nabla u) \cdot p$  is the adjoint of the operator  $m \rightarrow -\nabla \cdot (m \nabla_p H(x, \nabla u))$  because

$$\begin{aligned} \langle -\nabla \cdot (m \nabla_p H(x, \nabla u)), u \rangle &= \langle m \nabla_p H(x, \nabla u), \nabla u \rangle \\ &= \langle m, \nabla_p H(x, \nabla u) \cdot \nabla u \rangle \\ &= \langle m, \nabla_p H(x, \nabla u) \cdot p \rangle. \end{aligned} \quad (2.18)$$

This property is key to the proof of uniqueness in continuous case [22].

In the proof of uniqueness of the solution, we consider any two solutions  $(u_1, m_1)$  and  $(u_2, m_2)$ , subtract the HJB equations satisfied by them, multiply it by  $m_1 - m_2$ , and then subtract the KFP equations satisfied by them, multiply it by  $u_1 - u_2$ , and then subtract these two parts. The resulting expression is the sum of 4 nonnegative terms, and is equal to 0, and it turns out that  $(u_1, m_1)$  must be the same with  $(u_2, m_2)$ . In order for this argument to be valid, we must use the convexity of  $H$  with respect to  $\nabla u$ , and only under the condition (2.18) can we obtain the form of the first-order condition of convexity of  $H$ . More details can be found in [22].

In [2], a first-order finite difference scheme is derived using the discrete analog of (2.17) and its well-posedness is proved. Often, first-order schemes are inefficient, as it requires small temporal and spatial steps even for relatively low accuracy. This can be too costly to solve especially in 2-dimensional or 3-dimensional cases. Below, we derive a second-order scheme, where a discrete version of (2.17) is used to handle the coupling caused by the Hamiltonian. For simplicity, the following derivation assumes the spatial dimension  $d = 1$ , but one can extend it to multi-dimensional cases without any difficulty.

#### 2.4.2 Spatial discretization

In the following derivation, let  $W$  be an arbitrary grid function. The spatial discretization of the gradient operator  $\nabla$  follows the second-order upwind scheme (also called Beam-Warming scheme, see [4]). We introduce two one-sided second-order difference operators

$$(\mathcal{D}W)_i^- = \frac{3W_i - 4W_{i-1} + W_{i-2}}{2h}, \quad (\mathcal{D}W)_i^+ = \frac{-3W_i + 4W_{i+1} - W_{i+2}}{2h}, \quad (2.19)$$

denote  $(\mathcal{D}W)_i = ((\mathcal{D}W)_i^-, (\mathcal{D}W)_i^+)$ , and let the discrete analog of Hamiltonian  $H$  (also denoted as  $\mathcal{H}$  for notational convenience) be

$$H(x, \nabla u)|_{x_i} \rightarrow H(x_i, (\mathcal{D}U)_i^-, (\mathcal{D}U)_i^+) = H(x_i, (\mathcal{D}U)_i). \quad (2.20)$$

The explicit expression of the discrete Hamiltonian  $H(x_i, (\mathcal{D}U)_i)$  depends on the form of the original Hamiltonian. For instance, when  $H(x, \nabla u) = \phi(x) + |\nabla u|^\gamma$ ,  $\gamma \geq 0$ ,

$$\mathcal{H}(x_i, (\mathcal{D}U)_i) = \phi(x_i) + \left( \sqrt{\max(-(\mathcal{D}U)_i^-, 0)^2 + \max((\mathcal{D}U)_i^+, 0)^2} \right)^\gamma. \quad (2.21)$$

For the Laplace operator, the three-point central difference is

$$(-\Delta u)_i \rightarrow \left( \frac{1}{\nu} \mathcal{L}u \right)_i := \frac{u_{i+1} - 2u_i + u_{i-1}}{h^2}. \quad (2.22)$$

Recall that in Section 2.1  $B_i(m, u)$  is introduced as the discretization of  $\nabla \cdot (m \nabla_p H(x, \nabla u))$ . According to the analysis of the Hamiltonian in Section 2.4.1, we replace this term with the discrete analog of (2.17),

$$\sum_{i=1}^N B_i(m, m) W_i = - \sum_{i=1}^N m_i (\nabla_p H(x_i, (\mathcal{D}u)_i) \cdot (\mathcal{D}W)_i), \quad (2.23)$$

where  $\nabla_p H(x_i, (\mathcal{D}u)_i)$  denotes the gradient of the discrete Hamiltonian  $H$  with respect to  $\mathcal{D}u$ . Comparing the coefficient of  $W_i$  on both sides of the equation leads to the expression of  $B_i(m, u)$  as

$$B_i(m, u) = \frac{1}{2h} \left[ 3m_i \left( \frac{\partial H}{\partial p_1} \right)_i - 4m_{i-1} \left( \frac{\partial H}{\partial p_1} \right)_{i-1} + m_{i-2} \left( \frac{\partial H}{\partial p_1} \right)_{i-2} \right. \\ \left. - 3m_i \left( \frac{\partial H}{\partial p_2} \right)_i + 4m_{i+1} \left( \frac{\partial H}{\partial p_2} \right)_{i+1} - m_{i+2} \left( \frac{\partial H}{\partial p_2} \right)_{i+2} \right], \quad (2.24)$$

where  $\frac{\partial H}{\partial p_1}$  is the partial derivative of  $H$  with respect to  $(\mathcal{D}u)^-$ , and  $\frac{\partial H}{\partial p_2}$  is the partial derivative of  $H$  with respect to  $(\mathcal{D}u)^+$ . Finally, a semi-discrete version of MFG with respect to  $x$  is given as follows:

$$\frac{\partial u_i}{\partial t} + (\mathcal{L}u)_i + H(x, (\mathcal{D}u)_i) = V[M]_i, \quad i = 1, \dots, N, \quad (2.25)$$

$$-\frac{\partial m_i}{\partial t} + (\mathcal{L}m)_i - B_i(m, u) = 0, \quad i = 1, \dots, N.$$

### 2.4.3 Temporal discretization

The specific expression of spatial discretization is not important in the following discussion. To simplify the discussion, let us introduce

$$\mathcal{S}(u, m)_i = -(\mathcal{L}u)_i - H(x, (\mathcal{D}u)_i) + V[m]_i, \quad i = 1, \dots, N, \quad (2.26a)$$

$$\mathcal{T}(u, m)_i = (\mathcal{L}m)_i - B_i(m, u), \quad i = 1, \dots, N. \quad (2.26b)$$

Then the Crank-Nicolson scheme can be written as

$$\frac{u_i^{n+1} - u_i^n}{\tau} = \frac{1}{2} (\mathcal{S}(u^n, m^n)_i + \mathcal{S}(u^{n+1}, m^{n+1})_i), \quad (2.27a)$$

$$\frac{m_i^{n+1} - m_i^n}{\tau} = \frac{1}{2} (\mathcal{T}(u^n, m^n)_i + \mathcal{T}(u^{n+1}, m^{n+1})_i). \quad (2.27b)$$

Together with the initial condition and terminal condition

$$u_i^0 = u_0(x_i) + V_0[m^0]_i, \quad i = 1, 2, \dots, N, \quad (2.28a)$$

$$m_i^{N_t} = m_T(x_i), \quad i = 1, 2, \dots, N, \quad (2.28b)$$

the equation (1.1) is fully discretized as follows

$$\frac{u_i^{n+1} - u_i^n}{\tau} = \frac{1}{2} (-(\mathcal{L}(u^n + u^{n+1}))_i - H(x_i, (\mathcal{D}u^n)_i) - H(x_i, (\mathcal{D}u^{n+1})_i) + V[m^n]_i + V[m^{n+1}]_i), \quad (2.29a)$$

$$u_i^0 = u_0(x_i) + V_0[m^0]_i, \quad i = 1, \dots, N, n = 0, 1, 2, \dots, N_t - 1,$$

$$\frac{m_i^{n+1} - m_i^n}{\tau} = \frac{1}{2} ((\mathcal{L}(m^n + m^{n+1}))_i - B_i(m^n, u^n) - B_i(m^{n+1}, u^{n+1})), \quad (2.29b)$$

$$m_i^{N_t} = m_T(x_i), \quad i = 1, \dots, N, n = 0, 1, 2, \dots, N_t - 1.$$

The following propositions summarize the properties satisfied by this discretization scheme.

**Proposition 3.** *Assume that the real solution  $u$  and  $m$  are at least fourth-order differentiable and the operator  $V$  is defined pointwise, then the local truncation error of scheme (2.29) is  $O(\tau^2 + h^2)$ .*

**Proposition 4.** *The total mass  $h \sum_i m_i$  is conserved in scheme (2.29).*

The proof of these two propositions are given in Appendices B and C, respectively.



#### 2.4.4 Solvers

The discretization (2.29) derived above can be used to derive the solvers of the HJB equation and KFP equation for the MFG. The discrete KFP equation (2.29b) is linear with respect to  $M$ , if  $U$  is fixed, but the HJB equation is nonlinear with respect to  $U$  due to the Hamiltonian  $H$ . However, by means of an inner iteration, the HJB equation can be reduced to a linear problem as well. In the inner iteration that solves for  $u^{n+1}$ , we use  $u^n$  as the initial guess and solve the linearized (with respect to  $U$ ) version of (2.29a). Notice that the solution is usually smooth with respect to time  $t$ , so the inner iterations can be effectively carried out by a Newton type inner iteration. Hence, we have the solvers for HJB and KFP in Algorithms 3 and 4, respectively.

---

**Algorithm 3** Solving discrete HJB (2.29a)

---

**Input:** A guess of the mass density  $M = (m_i^n)$

**Output:** Solution  $U$  of the HJB equation (2.29a)

**function** SOLVEHJB( $M$ )

$u_i^0 \leftarrow u_0(x_i), \quad i = 1, 2, \dots, N$

**for**  $n$  from 0 to  $N_t - 1$  **do**

$Z^0 \leftarrow u^n, k \leftarrow 0$

**do**

Evaluate  $Z^{k+1}$  by solving the linear system:

$$\begin{aligned} \left( \mathcal{I} + \frac{\tau \mathcal{L}}{2} + \frac{\tau}{2} \frac{\partial H}{\partial U}(Z^k) \right) Z^{k+1} &= \left( \mathcal{I} - \frac{\tau \mathcal{L}}{2} \right) u^n \\ &+ \frac{\tau}{2} \left( V[m^n] + V[m^{n+1}] - H(x, \mathcal{D}u^n) - H(x, \mathcal{D}Z^k) + \frac{\partial H}{\partial U}(Z^k) Z^k \right) \end{aligned}$$

$k \leftarrow k + 1$

**while**  $\|Z^{k+1} - Z^k\| / \|Z^k\| < \epsilon$

$u^{n+1} \leftarrow Z^{k+1}$

**end for**

**return**  $U = (u_i^n)$

**end function**

---



---

**Algorithm 4** Solving discrete KFP (2.29b)

---

**INPUT:** A guess of the value function  $U$

**OUTPUT:** Solution  $M$  of the KFP equation (2.29b) with given  $U$

**function** SOLVEKFP( $U$ )

$m^{N_t} \leftarrow m_T(x_i), \quad i = 1, 2, \dots, N,$

**for**  $n$  from  $N_t$  to 1 by  $-1$  **do**

Evaluate  $m^{n-1}$  by solving the linear system:

$$\left( \mathcal{I} + \frac{\tau \mathcal{L}}{2} + \frac{\tau}{2} \left( \frac{\partial H}{\partial U}(u^n) \right)^T \right) m^{n-1} = \left( \mathcal{I} - \frac{\tau \mathcal{L}}{2} - \frac{\tau}{2} \left( \frac{\partial H}{\partial U}(u^{n+1}) \right)^T \right) m^n$$

**end for**

**return**  $M$

**end function**

---

**Remark 3.** In the inner iteration of Algorithm 3,  $u^n$  is chosen as the initial value for solving  $u^{n+1}$ . If the solution  $u$  is smooth with respect to  $t$ , the difference  $u^{n+1} - u^n$  is small, thus the number of inner iteration in Algorithm 3 is small. Numerical tests show that the average number of inner iterations in Algorithm 3 is approximately 2.

### 3 Numerical results

This section presents several numerical examples for one-dimensional and two-dimensional cases to illustrate the efficiency of the proposed algorithms.

#### 3.1 One-dimensional case

Following the numerical setup in [2], the following Hamiltonian is used for one-dimensional numerical tests:

$$H(x, \nabla u) = -200 \cos(2\pi x) + 10 \cos(4\pi x) + |\nabla u|^\gamma, \quad (3.1)$$

where  $\gamma \geq 0$ . A greater  $\gamma$  indicates stronger nonlinearity, and  $\gamma = 2$  corresponds to the usual form of energy. In all numerical tests, we set  $V_0[m(t=0)](x) = 0$  unless specifically stated.

##### 3.1.1 First-order scheme vs second-order scheme

Let us first compare the performance of the first-order scheme and the second-order scheme. The initial-terminal conditions are chosen as:

$$u_0(x) = \sin(4\pi x) + 0.1 \cos(10\pi x), \quad x \in [0, 1], \quad (3.2a)$$

$$m_T(x) = 1 + \frac{1}{2} \cos(2\pi x), \quad x \in [0, 1]. \quad (3.2b)$$

The potential is set as  $V[m](x) = m(x)^2$ , and the end time is  $T = 0.01$ . We set the coefficient  $\nu = 0.4$ ,  $\gamma = 2$ , and the relaxation factor  $\alpha = 1$ .

The multiscale method starts from the level  $L_0 = 4$  and stops at the level  $L = 13$ , i.e. the size of the finest grid is  $N^{(L)} = N_t^{(L)} = 8192$ . The tolerance  $\epsilon$  in Algorithm 1 is set as  $\epsilon = 1 \times 10^{-6}$  while in Algorithm 3, we set  $\epsilon = 1 \times 10^{-7}$ . In all the algorithms, the norm is chosen as the  $L^2$  norm. The solution of  $U$  and  $M$  on the grid  $N^{(10)} = N_t^{(10)} = 1024$  is shown in Fig. 1. One can see that in this case, the value of  $U$  (indicating the negative utility) near  $x = 0.88$  and  $x = 0.33$  is smaller at the end of the evolution, and the density of agents gathers towards the places relatively more desirable.

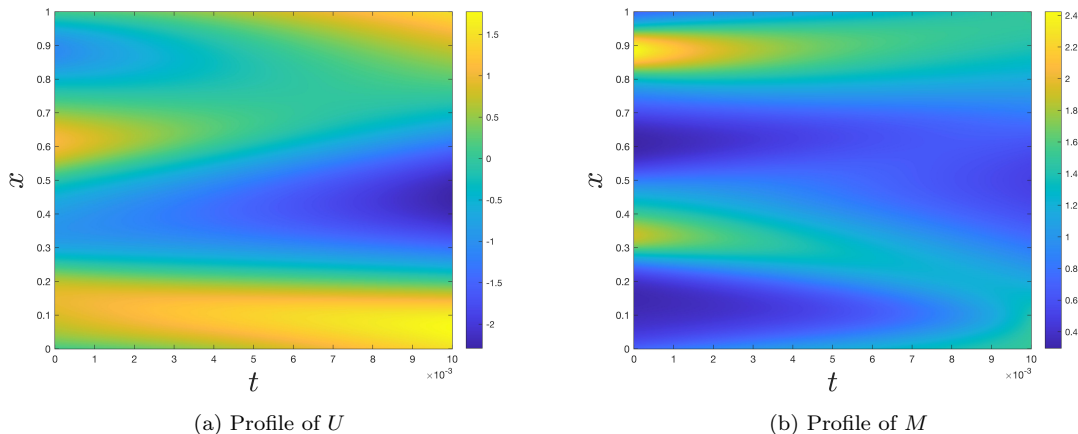


Figure 1: Profile of the solutions on the grid  $N^{(10)} = N_t^{(10)} = 1024$ .

The convergence order can be checked by calculating the relative error of numerical solutions on each grid in comparison to the solution on the finest grid. The numerical results are summarized in Table 1. The results show that the second-order scheme derived in this paper truly gives rise to second-order convergence: it approaches the true solution much faster than the first-order scheme, as expected.

We check next the efficiency of inner iteration applied in Algorithm 3 by counting the average number of iterations per time step. The average numbers of iterations per time step on each grid are shown in Table 2

$\ell$	err $_U$ , err $_M$ (1st)	Order	err $_U$ , err $_M$ (2nd)	Order
4	5.2E-2, 9.1E-2	—	5.5E-2, 1.1E-1	—
5	3.0E-2, 5.4E-2	0.80, 0.77	1.9E-2, 3.9E-2	1.57, 1.54
6	1.6E-2, 3.0E-2	0.88, 0.85	5.3E-3, 1.1E-2	1.80, 1.81
7	8.5E-3, 1.5E-2	0.94, 0.92	1.4E-3, 2.9E-3	1.92, 1.92
8	4.3E-3, 8.0E-3	0.99, 0.97	3.6E-4, 7.3E-4	1.97, 2.00
9	2.1E-3, 3.9E-3	1.03, 1.02	9.0E-5, 1.8E-4	1.99, 2.00
10	9.9E-4, 1.9E-3	1.09, 1.09	2.2E-5, 4.5E-5	2.01, 2.01

Table 1: The convergence order of  $U$  and  $M$ .

and the result justifies Remark 3. In addition, among all time steps, the maximum of the difference between the total mass and 1 is  $3.00 \times 10^{-15}$  on the grid of size  $N^{(10)} = N_t^{(10)} = 1024$ , which verifies the conservation of total mass proved in Proposition 4.

$\ell$	4	5	6	7	8	9	10	11	12	13
inner iterations / time step(1st)	3.00	3.00	2.17	2.00	2.00	2.00	2.00	2.00	2.00	2.00
inner iterations / time step(2nd)	3.00	3.00	2.20	2.00	2.00	2.00	2.00	2.00	2.00	2.00

Table 2: Number of inner iterations per time step in Algorithm 3.

### 3.1.2 Alternating sweeping vs. Newton

Let us now compare the computation time of the alternating sweeping without multiscale and the Newton method presented in [2] to demonstrate the acceleration of alternating sweeping.

The same Hamiltonian in (3.1) is used with the initial-terminal conditions

$$u_0(x) = \cos(2\pi x), \quad x \in [0, 1], \quad (3.3a)$$

$$m_T(x) = 1 + \frac{1}{2} \cos(2\pi x), \quad x \in [0, 1]. \quad (3.3b)$$

We also set  $V[m](x) = m(x)^2$ ,  $T = 1$ ,  $\nu = 1$ ,  $\gamma = 2$ , and the relaxation factor  $\alpha = 1$ .

By taking appropriate stop criteria to get solutions of similar accuracy by the two methods, one can compare the running times used in the computation on the same machine, listed in Table 3. To check the correctness of our numerical solutions, the residual of (2.1) are also listed.

$N$	$t_{Newton}$ (sec)	$t_{AS}$ (sec)	$t_{Newton}/t_{AS}$	$err_{Newton}$	$err_{AS}$
32	4.4E-1	5.5E-2	8	4.3E-4	2.5E-5
64	2.0E0	1.1E-1	18	5.3E-4	1.8E-5
128	1.0E1	3.1E-1	32	6.7E-4	1.1E-5
256	7.2E1	1.0E0	72	2.2E-4	6.1E-6
512	7.6E2	3.4E0	224	5.3E-2	3.2E-6
1024	—	1.3E1	—	—	1.6E-6
2048	—	5.6E1	—	—	8.4E-7

Table 3: The acceleration effect of the alternating sweeping and the multiscale method.

Clearly, the runtime of the Newton method is significantly longer than that for the alternating sweeping method. The ratio of time used increases rapidly as the size of grid becomes larger, and alternating sweeping makes computation on large grids possible. When  $N = 512$ , the alternating sweeping method is  $224 \times$  faster than the Newton method. Moreover, the residual of the alternating sweeping method is also relatively smaller than that of the Newton method.

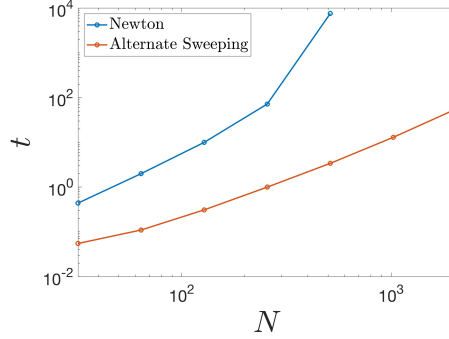


Figure 2: Runtime of the Newton method and alternating sweeping algorithm.

### 3.1.3 Multiscale vs alternating sweeping

As explained earlier, alternating sweeping only ensures local convergence, and a good initial guess  $M_{\text{init}}$  in Algorithm 1 is essential. The following numerical test shows that the initial guess given by the multiscale algorithm is significantly better than the naive initial guess (2.15). Often, the algorithm fails to converge with the naive initial guess, while it converges with the initial guess given by the multiscale method. This justifies using multiscale method to improve the quality of initial guesses. The same Hamiltonian in (3.1) is used with the initial-terminal conditions

$$u_0(x) = m_0(x)^2 + \sin(2\pi x) + 0.1 \cos(6\pi x), \quad x \in [0, 1], \quad (3.4a)$$

$$m_T(x) = 1 + \frac{1}{2} \cos(2\pi x), \quad x \in [0, 1], \quad (3.4b)$$

and with  $V[m](x) = m(x)^2$ ,  $T = 0.01$ ,  $\nu = 2$ , and  $\gamma = 2$ . Notice that here the initial condition of  $u$  is not directly given as in other examples, instead it is coupled with  $m_0$  via  $V_0[m_0](x) = m_0(x)^2$ . This makes the naive initial guess particularly undesirable.

Our goal is to find the solution on the grid  $N^{(10)} = N_t^{(10)} = 1024$ . We compare the performance of three different ways to do this.

1. The multiscale method that starts from a coarse grid (in this example  $N^{(5)} = N_t^{(5)} = 32$ ), and use some small  $\alpha$  (in this example  $\alpha = 0.2 * 1.1^{\ell-5}$ ) on the coarse grids ( $5 \leq l \leq 9$ ), and with  $\alpha = 1$  on the grid  $N^{(10)} = N_t^{(10)} = 1024$ .
2. The alternating sweeping that directly starts from the grid  $N^{(10)} = N_t^{(10)} = 1024$  with the naive initial guess (2.15) and  $\alpha = 1$ .
3. The alternating sweeping that directly starts from the grid  $N^{(10)} = N_t^{(10)} = 1024$  with the naive initial guess (2.15) and  $\alpha = 0.2$ .

These three methods correspond to the red curve, the yellow curve, and the purple curve in Fig. 3.

In Fig. 3, the red curve shows that the initial guess given by the multiscale method on each level becomes better and better and finally results in a much better initial guess than (2.15) on the finest mesh. As a result, the computation on the finest mesh  $N^{(10)} = N_t^{(10)} = 1024$  converges in a few iterations. However, the yellow curve fails to converge. Comparing it with the blue curve, the reason for this failure is that the naive initial guess is much worse than the initial guess given by the multiscale method used in the blue curve. The purple curve converges but the time used is 270 seconds, which is  $7.3 \times$  the time used by the multiscale method on the same machine. In conclusion, compared with the alternating sweeping without relaxation, the multiscale method shows much better convergence; compared with the alternating sweeping algorithm with relaxation, the multiscale method is significantly faster.

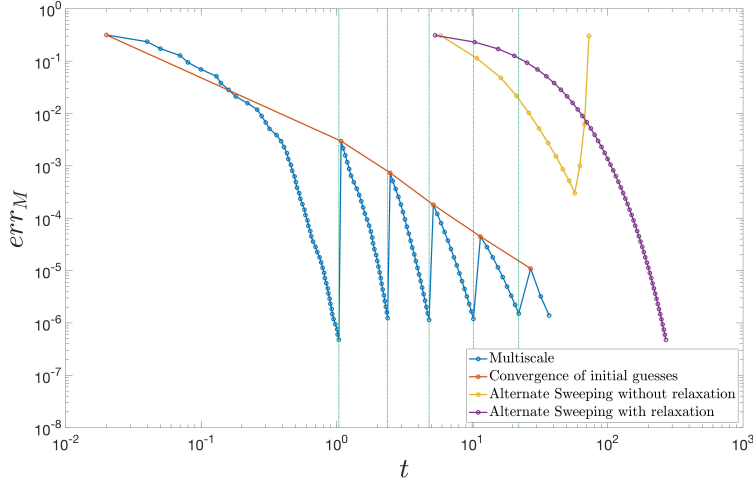


Figure 3: Runtime of the multiscale method and the alternating sweeping algorithm. Each point in the plot denotes the end time of an alternating sweeping step, thus the plots do not start from  $t = 0$ .

### 3.1.4 Performance of relaxation for stronger nonlinearity case

As discussed in Section 2.2.1, one can choose sufficiently small relaxation factor  $\alpha$  in order to improve convergence when faced with significant nonlinearity (for example, when the  $\gamma$  is large in the Hamiltonian in (2.21)). For strong nonlinearity cases, we carry out numerical tests with different values of  $\gamma$  ranges from 3 to 10. The initial-terminal conditions used are

$$u_0(x) = \sin(4\pi x) + \frac{1}{2} \cos(10\pi x), \quad x \in [0, 1], \quad (3.5a)$$

$$m_T(x) = 1 + \frac{1}{2} \cos(2\pi x), \quad x \in [0, 1], \quad (3.5b)$$

and  $V[m](x) = m(x)^2$ ,  $T = 0.01$ ,  $\nu = 2$ ,  $\alpha = 0.1$ . The results are presented in Figure 4. As the evolution of the density of agents is more visually intuitive, we only present the solutions of  $M$  here. By checking the local truncation error, we verified that all computations converge.

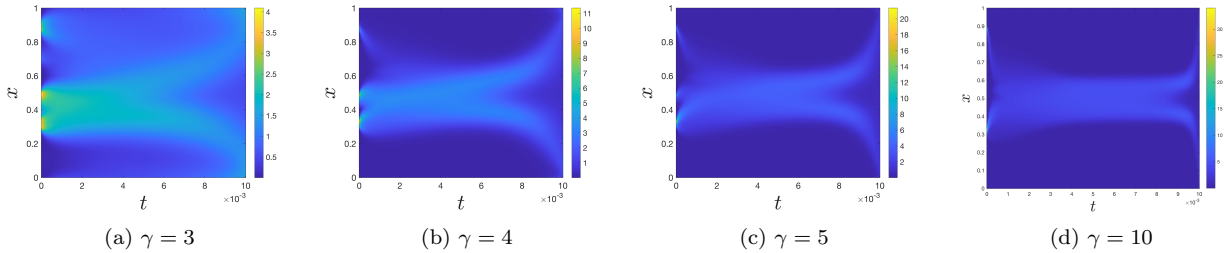


Figure 4: Profile of the solution  $M$  for different  $\gamma$ .

### 3.1.5 Performance of relaxation for the weak randomness case

The Laplacian term in (1.1) is related to the stochastic behavior of agents in, for example, pedestrian dynamics. The deterministic limit is obtained by letting the coefficient  $\nu$  go to 0 and thus the case with small  $\nu$  is quite important. When the coefficient of the Laplace operator is small, the nonlinear term is relatively large, thus the computation usually becomes more difficult. Similar to the cases with large  $\gamma$ ,

the computation in this case typically requires using small relaxation factor  $\alpha$ . In the following tests we use the same initial-terminal conditions as in (3.5) with  $V[m](x) = m(x)^2$ ,  $T = 0.01$ , and  $\gamma = 2$ . Figure 5 summarizes the results of  $\nu = 0.2, 0.1, 0.05, 0.02$ , with the corresponding  $\alpha$  equal to 0.5, 0.2, 0.1, 0.05. The result shows the process of approaching deterministic limit.

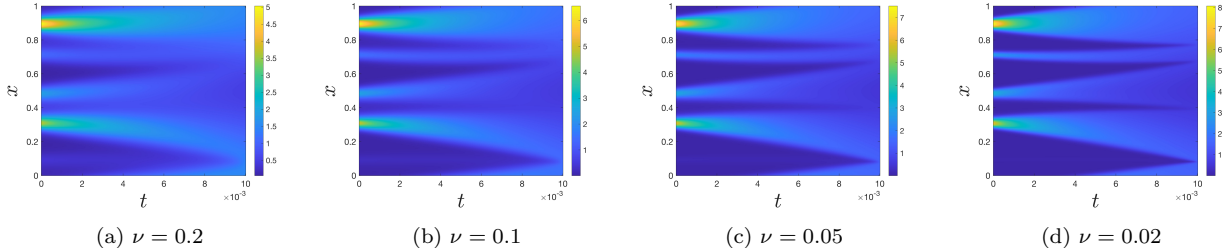


Figure 5: Profile of the solution  $M$  for different  $\nu$ .

## 3.2 Two-dimensional case

In this subsection, we perform some tests for the two-dimensional case, and show that all the conclusions for the one-dimensional case are also valid for the two-dimensional case.

### 3.2.1 First-order scheme vs second-order scheme

Let us first compare the performance between the first-order scheme and the second-order scheme proposed in this paper. In two-dimensional cases, the cost of computation on the fine grid is significantly higher than that on the coarse grid. Since the first-order scheme converges only by a linear rate, one needs to compute the numerical solution on a very fine grid in order to get a solution with high accuracy. The faster convergence of the second-order scheme becomes particularly attractive. The following Hamiltonian is used in the test.

$$H(x, \nabla u) = \cos(4\pi x_1) + \sin(2\pi x_1) + \sin(2\pi x_2) + |\nabla u|^\gamma, \quad (3.6)$$

with initial-terminal conditions given by

$$u_0(x) = \cos(2\pi x_1) + \cos(2\pi x_2), \quad x \in [0, 1], \quad (3.7a)$$

$$m_T(x) = 1 + \frac{1}{2} \cos(2\pi x_1) + \frac{1}{2} \cos(2\pi x_2), \quad x \in [0, 1]. \quad (3.7b)$$

Other parameters and functions are chosen as:

$$\nu = 1, \quad T = 1, \quad V[m](x) = m(x)^2, \quad \alpha = 1, \quad \gamma = 2, \quad (3.8)$$

where  $\alpha$  is the relaxation factor. With the goal of computing a numerical solution on the grid of size  $N_1^{(7)} = N_2^{(7)} = N_t^{(7)} = 128$ , we start the computation from the grid of the size  $N_1^{(4)} = N_2^{(4)} = N_t^{(4)} = 16$ .

Below we check the convergence orders of the two schemes, by calculating the relative error of numerical solutions on each grid in comparison to the solution on the grid of the size  $N_1^{(8)} = N_2^{(8)} = N_t^{(8)} = 256$ . Table 4 shows that the second-order scheme is truly of second-order, and the first-order scheme is of first-order. The solution  $M$  is shown in Fig. 6 at different times.

### 3.2.2 Multiscale vs. alternating sweeping

The following example provides a clear demonstration how the multiscale method can accelerate convergence. The example used is the one in Section 3.2.1 with  $\gamma = 1.5$  and  $\alpha = 0.5$ . The size of the finest grid is  $N_1^{(L)} = N_2^{(L)} = N_t^{(L)} = 320$ . We compare the performance of using multiscale method with the performance of using only alternating sweeping. The alternating sweeping without multiscale takes 9 steps to reach the

$N_1$	$N_2$	$N_T$	$err_U, err_M$ (1st)	Order	$err_U, err_M$ (2nd)	Order
16	16	16	2.6E-1, 6.5E-2	—	1.0E0, 4.4E-2	—
32	32	32	1.9E-1, 3.3E-2	0.49, 0.98	2.6E-1, 1.1E-2	1.9, 2.0
64	64	64	1.0E-1, 1.4E-2	0.93, 1.2	6.4E-2, 2.4E-3	2.0, 2.2

Table 4: The order of convergence of  $U$  and  $M$ .

accuracy desired with total time equal to  $1.2 \times 10^4$  seconds. When applying the multiscale algorithm, the coarsest grid size is chosen as  $N_1^{(L_0)} = N_2^{(L_0)} = N_t^{(L_0)} = 20$  and it takes  $1.6 \times 10^3$  seconds in total on the same machine. The acceleration ratio is equal to  $1.2 \times 10^4 / 1.6 \times 10^3 = 7.5$ .

The reason of this acceleration can be seen clearly in the computation process shown in Fig. 7. The interpolation process introduces error, which is why the blue curve goes up at the first step after each dash-dot line. As we can see, the time cost on the coarse grid is negligible compared to the cost on the finest grid: although we need 14 steps on the coarsest grid, the cost of it is little, and we get a much better initial guess by the computation on coarse grids. In the multiscale algorithm, the error decreases rapidly, leading to only 1 alternating sweeping on the finest grid after applying the multiscale method. In the case without multiscale, the computation on the finest grid has to start from a much worse initial guess, leading it to take a lot more steps to converge.

## 4 Conclusion

We introduce an alternating sweeping method, which decouples the forward-backward MFG system into a forward HJB system and a backward KFP system and allows for the use of classical time marching numerical schemes on it. We also introduce a multiscale method along with relaxation technique in order to guarantee the convergence. A new second-order scheme is proposed for the time and spatial discretization. Numerical results show the proposed multiscale algorithm with alternating sweeping is robust and efficient in both one and two dimensions.

To simplify our discussion, we have only considered the periodic boundary conditions in space. An immediate future work is to incorporate other boundary conditions, for example following the work of [6]. With proper adaptation, the proposed method would also be applied to similar problems, such as the planning problems in [1].

## Acknowledgements

The work of Y.F. and L.Y. is partially supported by the U.S. Department of Energy, Office of Science, Office of Advanced Scientific Computing Research, Scientific Discovery through Advanced Computing (SciDAC) program and the National Science Foundation under award DMS-1818449.

## References

- [1] Yves Achdou, Fabio Camilli, and Italo Capuzzo-Dolcetta. Mean field games: numerical methods for the planning problem. *SIAM Journal on Control and Optimization*, 50(1):77–109, 2012.
- [2] Yves Achdou and Italo Capuzzo-Dolcetta. Mean field games: Numerical methods. *SIAM Journal on Numerical Analysis*, 48(3):1136–1162, 2010.
- [3] Yves Achdou and Alessio Porretta. Mean field games with congestion. In *Annales de l’Institut Henri Poincaré C, Analyse non linéaire*, volume 35, pages 443–480. Elsevier, 2018.
- [4] Richard M. Beam and R. F. Warming. An implicit factored scheme for the compressible Navier-Stokes equations. *Aiaa Journal*, 16(Suppl):318, 1978.

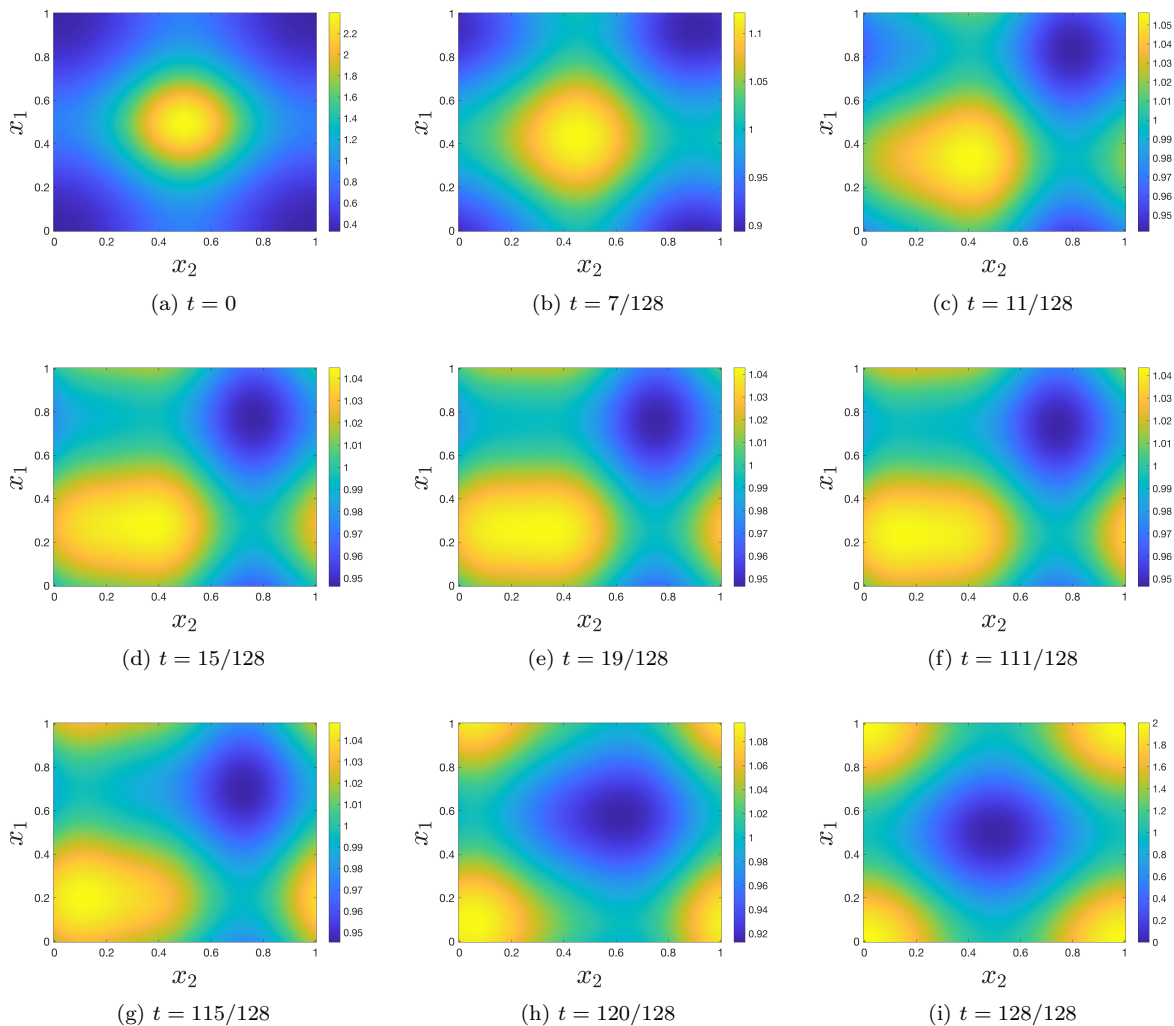


Figure 6: Profile of the solution of  $M$  on different time  $t$ .

- [5] Jean-David Benamou and Guillaume Carlier. Augmented Lagrangian methods for transport optimization, mean field games and degenerate elliptic equations. *Journal of Optimization Theory and Applications*, 167(1):1–26, 2015.
- [6] Jean-David Benamou, Guillaume Carlier, and Filippo Santambrogio. *Variational Mean Field Games*, pages 141–171. Springer International Publishing, Cham, 2017.
- [7] Pierre Cardaliaguet. Notes on mean field games. Preprint, 2011.
- [8] Pierre Cardaliaguet, Jean-Michel Lasry, Pierre-Louis Lions, and Alessio Porretta. Long time average of mean field games. *Networks & Heterogeneous Media*, 7(2):279, 2012.
- [9] E. Carlini and F. J. Silva. A semi-discrete approximation for a first order mean field game problem. *Networks and Heterogeneous Media*, 7:263, 2012.
- [10] E. Carlini and F. J. Silva. A fully-discrete semi-Lagrangian scheme for a first order mean field game problem. *Siam Journal on Numerical Analysis*, 52(1):45–67, 2013.
- [11] E. Carlini and F. J. Silva. Semi-Lagrangian schemes for mean field game models. In *52nd IEEE Conference on Decision and Control*, pages 3115–3120, 2013.



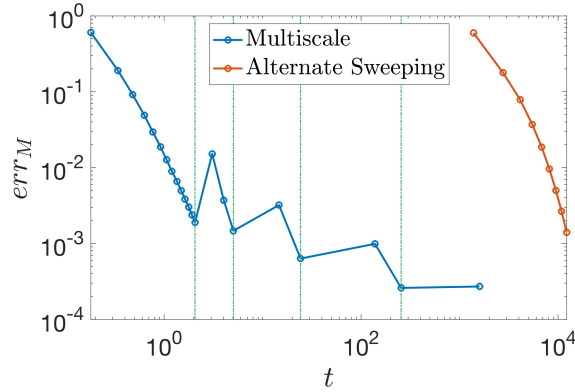


Figure 7: The residual (2.2) of the multiscale method and the alternating sweeping algorithm. Each point in the plot denotes the end time of an alternating sweeping step, thus the plots do not start from  $t = 0$ .

- [12] E. Carlini and F. J. Silva. A semi-Lagrangian scheme for a degenerate second order mean field game system. *Discrete and Continuous Dynamical Systems - Series A (DCDS-A)*, 35(9):4269–4292, 2015.
- [13] René Carmona and Francois Delarue. *Probabilistic Theory of Mean Field Games with Applications*. Springer, Cham, 2018.
- [14] Yat Tin Chow, Jérôme Darbon, Stanley Osher, and Wotao Yin. Algorithm for overcoming the curse of dimensionality for certain non-convex Hamilton–Jacobi equations, projections and differential games. *Annals of Mathematical Sciences and Applications*, 3(2):369–403, 2018.
- [15] Yat Tin Chow, Wuchen Li, Stanley Osher, and Wotao Yin. Algorithm for Hamilton–Jacobi equations in density space via a generalized Hopf formula. *Journal of Scientific Computing*, 80(2):1195–1239, 2019.
- [16] Marco Cirant. Multi-population mean field games systems with Neumann boundary conditions. *Journal de Mathématiques Pures et Appliquées*, 103(5):1294 – 1315, 2015.
- [17] Diogo A. Gomes, Edgard Pimentel, and Héctor Sánchez-Morgado. Time-dependent mean-field games in the superquadratic case. *ESAIM: Control, Optimisation and Calculus of Variations*, 22:562–580, 2013.
- [18] Diogo A. Gomes, Edgard A. Pimentel, and Héctor Sánchez-Morgado. Time-dependent mean-field games in the subquadratic case. *Communications in Partial Differential Equations*, 40(1):40–76, 2015.
- [19] Oliver Guéant. Mean field games equations with quadratic Hamiltonian: A specific approach. *Mathematical Models and Methods in Applied Sciences*, 22(09), 2012.
- [20] Olivier Guéant, Jean-Michel Lasry, and Pierre-Louis Lions. *Mean Field Games and Applications*, pages 205–266. Springer Berlin Heidelberg, Berlin, Heidelberg, 2011.
- [21] Minyi Huang, Roland P. Malhamé, and Peter E. Caines. Large population stochastic dynamic games: closed-loop McKean-Vlasov systems and the Nash certainty equivalence principle. *Commun. Inf. Syst.*, 6(3):221–252, 2006.
- [22] Jean-Michel Lasry and Pierre-Louis Lions. Mean field games. *Japanese Journal of Mathematics*, 2(1):229–260, 2007.
- [23] Peter D. Lax. *Functional Analysis*. Wiley, 2002.
- [24] Alex Tong Lin, Yat Tin Chow, and Stanley Osher. A splitting method for overcoming the curse of dimensionality in Hamilton–Jacobi equations arising from nonlinear optimal control and differential games with applications to trajectory generation. *arXiv preprint arXiv:1803.01215*, 2018.

- [25] Alex Tong Lin, Samy Wu Fung, Wuchen Li, Levon Nurbekyan, and Stanley J Osher. Apac-net: Alternating the population and agent control via two neural networks to solve high-dimensional stochastic mean field games. *arXiv preprint arXiv:2002.10113*, 2020.
- [26] Siting Liu, Matthew Jacobs, Wuchen Li, Levon Nurbekyan, and Stanley J Osher. Computational methods for nonlocal mean field games with applications. *arXiv preprint arXiv:2004.12210*, 2020.
- [27] Lars Ruthotto, Stanley J Osher, Wuchen Li, Levon Nurbekyan, and Samy Wu Fung. A machine learning framework for solving high-dimensional mean field game and mean field control problems. *Proceedings of the National Academy of Sciences*, 117(17):9183–9193, 2020.

## A Proof of Lemma 1

Before the proof of Lemma 1, we introduce the famous spectral radius formula (Gelfand’s formula [23]) as follows.

**Lemma 2.** *For any element  $T$  of a Banach algebra, we have*

$$\rho(T) = \lim_{n \rightarrow \infty} \|T^n\|^{1/n}, \quad (\text{A.1})$$

where  $\rho$  is the spectral radius. And in particular, we have

$$\rho(A) = \lim_{n \rightarrow \infty} \|A^n\|^{1/n}, \quad (\text{A.2})$$

for any matrix  $A \in \mathbb{C}^{n \times n}$  and any matrix norm  $\|\cdot\|$ .

*Proof of Lemma 1.* When  $A = 0$  or  $B = 0$ , the conclusion holds trivially. From now on we assume that  $A$  and  $B$  are both non-zero.

For any matrix in a finite dimensional vector space, the matrix norm is always finite, and since  $A$  and  $B$  are non-zero,  $0 < \|A\| < \infty$ ,  $0 < \|B\| < \infty$ . Thus  $\lim_{n \rightarrow \infty} \|A\|^{1/n} = \lim_{n \rightarrow \infty} \|B\|^{1/n} = 1$ . Notice that

$$\|(AB)^n\|^{1/n} \leq \|A\|^{1/n} \|(BA)^{n-1}\|^{1/n} \|B\|^{1/n}. \quad (\text{A.3})$$

Since  $\lim_{n \rightarrow \infty} \|(BA)^{n-1}\|^{1/n} = \lim_{n \rightarrow \infty} (\|(BA)^{n-1}\|^{1/(n-1)})^{n-1/n} = \rho(BA)$ ,  $\lim_{n \rightarrow \infty} \|A\|^{1/n} = \lim_{n \rightarrow \infty} \|B\|^{1/n} = 1$ , we have  $\rho(AB) \leq \rho(BA)$  by taking the limit  $n \rightarrow \infty$  in the inequality above. Put  $A$  in the place of  $B$  and  $B$  in the place of  $A$ , we get  $\rho(BA) \leq \rho(AB)$ . Thus  $\rho(AB) = \rho(BA)$ .  $\square$

## B Proof of Proposition 3

*Proof of Proposition 3.* Supposing that  $u$  and  $m$  are the true solution of the equation (1.1), we calculate the difference between the finite difference operator and the differential operator, and get

$$\frac{u(x_i, t_{n+1}) - u(x_i, t_n)}{\tau} - \frac{\partial u}{\partial t}(x_i, t_{n+\frac{1}{2}}) = -\frac{1}{12} \frac{\partial^3 u}{\partial t^3}(x_i, t_{n+\frac{1}{2}}) \tau^2 + O(\tau^4), \quad (\text{B.1})$$

$$\frac{u(x_{i+1}, t_n) - 2u(x_i, t_n) + u(x_{i-1}, t_n))}{h^2} - \frac{\partial^2 u}{\partial x^2}(x_i, t_n) = -\frac{1}{12} \frac{\partial^4 u}{\partial x^4}(x_i, t_n) h^2 + O(h^4). \quad (\text{B.2})$$

Furthermore, we have:

$$\begin{aligned} \frac{3u(x_i) - 4u(x_{i-1}) + u(x_{i-2}))}{2h} - \frac{\partial u}{\partial x}(x_i) &= \frac{h^2}{3} \frac{\partial^3 u}{\partial x^3}(\xi), \quad \xi \in [x_{i-2}, x_i], \\ \frac{-3u(x_i) + 4u(x_{i+1}) - u(x_{i+2}))}{2h} - \frac{\partial u}{\partial x}(x_i) &= \frac{h^2}{3} \frac{\partial^3 u}{\partial x^3}(\xi), \quad \xi \in [x_i, x_{i+2}], \end{aligned}$$

thus

$$\mathcal{D}^+ u(x_i, t_n) - \frac{\partial u}{\partial x}(x_i, t_n) = O(h^2), \quad \mathcal{D}^- u(x_i, t_n) - \frac{\partial u}{\partial x}(x_i, t_n) = O(h^2).$$

Thus we have

$$\begin{aligned} \left| H(x_i, \mathcal{D}u) - H(x_i, \frac{\partial u}{\partial x}) \right| &\leq \max \left( \left| \frac{\partial H}{\partial p}(x_i, \frac{\partial u}{\partial x})(\mathcal{D}^+ u - \frac{\partial u}{\partial x}) \right|, \left| \frac{\partial H}{\partial p}(x_i, \frac{\partial u}{\partial x}) \cdot (\mathcal{D}^- u - \frac{\partial u}{\partial x}) \right| \right) + O(h^6) \\ &= O(h^2). \end{aligned}$$

Because  $V$  is defined pointwisely, operator  $V$  has no truncation error. The analysis for the Fokker-Planck equations is the same. Combine the formula above, we get the desired conclusion.  $\square$

## C Proof of Proposition 4

*Proof of Proposition 4.* The total mass can be represented as:

$$total\ mass = h \sum_i m_i = h \langle m, 1 \rangle_h. \quad (\text{C.1})$$

From (2.29b) we know:

$$m^n - m^{n+1} = \frac{\tau}{2} (-\mathcal{L}(m^n + m^{n+1}) + B(m^n, u^n) + B(m^{n+1}, u^{n+1})), \quad n = 0, 1, 2, \dots, N_t - 1,$$

thus

$$\begin{aligned} \langle m^n, 1 \rangle_h - \langle m^{n+1}, 1 \rangle_h &= -\frac{\tau}{2} \langle \mathcal{L}(m^n + m^{n+1}), 1 \rangle_h + \frac{\tau}{2} (\langle B(m^n, u^n), 1 \rangle_h + \langle B(m^{n+1}, u^{n+1}), 1 \rangle_h) \\ &= -\frac{\nu\tau}{2} \langle \mathcal{D}_0(m^n + m^{n+1}), \mathcal{D}_0 1 \rangle_h - \frac{\tau}{2} (\langle m^n \nabla_p \mathcal{H}^n, \mathcal{D}1 \rangle_h + \langle m^{n+1} \nabla_p \mathcal{H}^{n+1}, \mathcal{D}1 \rangle_h) \\ &= 0, \quad n = 0, 1, 2, \dots, N_t - 1, \end{aligned}$$

where  $\mathcal{D}_0 W = \left( \frac{W_{i+1} - W_i}{h}, \frac{W_i - W_{i-1}}{h} \right)$ , and  $1$  denotes the grid function whose every coordinate equals 1, and the last equation is correct because every coordinate of  $\mathcal{D}1$  and  $\mathcal{D}_0 1$  is 0.

As a result,

$$h \langle m^n, 1 \rangle = h \langle m^{N_t}, 1 \rangle = 1, \quad (\text{C.2})$$

which is exactly the conclusion we want to draw.  $\square$