
AUTOMATIC PERSONALITY PREDICTION; AN ENHANCED METHOD USING ENSEMBLE MODELING

Majid Ramezani

Computerized Intelligence Systems Laboratory
Department of Computer Engineering
University of Tabriz, Tabriz, Iran
m_ramezani@tabrizu.ac.ir

Mohammad-Reza Feizi-Derakhshi *

Computerized Intelligence Systems Laboratory
Department of Computer Engineering
University of Tabriz, Tabriz, Iran
mfeizi@tabrizu.ac.ir

Mohammad-Ali Balafar

Department of Computer Engineering
University of Tabriz, Tabriz, Iran
balafarila@tabrizu.ac.ir

Meysam Asgari-Chenaghlu

Computerized Intelligence Systems Laboratory
Department of Computer Engineering
University of Tabriz, Tabriz, Iran
m.asgari@tabrizu.ac.ir

Ali-Reza Feizi-Derakhshi

Computerized Intelligence Systems Laboratory
Department of Computer Engineering
University of Tabriz, Tabriz, Iran
derakhshi96@ms.tabrizu.ac.ir

Narjes Nikzad-Khasmakhi

Computerized Intelligence Systems Laboratory
Department of Computer Engineering
University of Tabriz, Tabriz, Iran
n.nikzad@tabrizu.ac.ir

Mehrdad Ranjbar-Khadivi

Department of Computer Engineering
Shabestar Branch, Islamic Azad University
Shabestar, Iran.
mehrdad.khadivi@iaushab.ac.ir

Zoleikha Jahanbakhsh-Nagadeh

Department of Computer Engineering
Nagadeh Branch, Islamic Azad University
Nagadeh, Iran.
zoleikha.jahanbakhsh@srbiau.ac.ir

Elnaz Zafarani-Moattar

Department of Computer Engineering
Tabriz Branch, Islamic Azad University
Tabriz, Iran.
e.zafarani@iaut.ac.ir

Taymaz Rahkar-Farshi

Department of Software Engineering
Altinbas University, Istanbul, Turkey.
taymaz.farshi@altinbas.edu.tr

March 24, 2022

ABSTRACT

Human personality is significantly represented by those words which he/she uses in his/her speech or writing. As a consequence of spreading the information infrastructures (specifically the Internet and social media), human communications have reformed notably from face to face communication. Generally, Automatic Personality Prediction (or Perception) (APP) is the automated forecasting of the personality on different types of human generated/exchanged contents (like text, speech, image, video, etc.). The major objective of this study is to enhance the accuracy of APP from the text. To this end, we suggest five new APP methods including term frequency vector-based, ontology-based, enriched ontology-based, latent semantic analysis (LSA)-based, and deep learning-based (BiLSTM) methods. These methods as the base ones, contribute to each other to enhance the APP accuracy through ensemble modeling (stacking) based on a hierarchical attention network (HAN) as the meta-model. The results show that ensemble modeling enhances the accuracy of APP.

Keywords Automatic personality prediction (APP) · Natural language processing · Ensemble modeling · Big Five model

1 Introduction

Personality is defined as the characteristic set of behaviors, cognitions, and emotional patterns [1] as well as thinking patterns [2]. Analyzing the personality of people, psychologists achieve these patterns and find what makes them, who they are. It serves a variety of purposes such as analyzing health, personality and mental disorders, work and academic successes, matrimonial stability, friendships, political psychology, human resource employment and management, marketing and customer behaviors, etc. The *Automatic Personality Prediction* (or *Perception*) (*APP*) is the automatic prediction of the personality of individuals [3]. Nowadays, people interact with each other through miscellaneous information infrastructures including social media (with different data types like text, image, voice and video and also different frameworks), image and video sharing networks, emails, short message services (SMS), etc. All of them, as a kind of human interactions, provide various presentations of people’s personality; even better than the real world. Discovering people’s behavioral, cognitive, emotional and thinking patterns, without facing them, would be interesting and may have different objectives.

Recent trends in APP have led to a proliferation of studies through analyzing different data types, in particular analyzing speech [4–6], image [7–9], video [10–12], , social media contents and activities [13–15], emails [16], handwriting [17, 18], touch screen-based interaction [19], signature [20], nonverbal behaviors [21], mobile short message services (SMS) [22], and so on. Along with this growth in APP, however there is an increasing concern over the accuracy of the predictions. The major objective of present study was to suggest an enhanced method to improve the accuracy of APP, using ensemble modeling. Thereby, the key research question of this study was whether or not applying ensemble modeling would help to improve the accuracy of APP? To do so we have suggested five new APP methods, including *term frequency vector-based*, *ontology-based*, *enriched ontology-based*, *latent semantic analysis-based*, and *deep learning-based* methods. All of them, as the independent base methods will cooperate together to reduce the generalization error of the prediction, through ensemble modeling [23]. Actually, ensemble modeling is a process where multiple diverse base models are used to predict an outcome [23] rather than any of the constituent models alone. So the hypothesis that will be tested is that the prediction error decreases when the ensemble method is used.

To date, several personality trait models have been introduced. Allport’s trait theory [24], Cattell’s 16 Factor Model [25], Eysenck’s Giant Three [26], Myers–Briggs Type Indicator (MBTI) [27], and the Big Five Model (Five Factor Model) amongst others are considered as some of the most important models [28], in which the last one is the most widely accepted trait model, presently [29]. The Big Five personality traits foundation, has borrowed from lexical hypothesis [30]. It basically states that people encode in their everyday language all those essential personality characteristics and individual differences [31]. Furthermore, the Big Five model appears to be nearly universally held, independent of cultures [32]. It basically describes the personality traits in five broad categories: *openness*, *conscientiousness*, *extroversion*, *agreeableness*, and *neuroticism* [33]. Usually, they are called by the acronym *OCEAN* or *CANOE*. Each of the five personality factors or traits represents a range between two extremes; to be specific, extroversion represent a continuum, between extreme extroversion and extreme introversion [34]. Table 1, illustrates some of the main characteristics of each of the five traits.

It is worthwhile noting that, due to the fact that the Big Five model is founded based on lexical hypothesis, lexical methods are selected to carry out the personality prediction. This is the reason why we have selected lexical methods like term frequency-based, ontology-based and LSA-based methods for APP. Then these methods are diversified by a deep learning-based method to be applied in ensemble modeling.

The present study makes two noteworthy contributions to APP as follows: *i)* developing five new methods to APP, *ii)* enhancing the personality prediction accuracy, by establishing an ensemble model.

The rest of this study is organized in the following manner: the second section gives a brief literature review of APP. In the third section, five proposed new methods for APP as well as ensemble modeling architecture are described. The experimental results are presented and discussed respectively in the fourth and fifth section. Some conclusions are drawn in the final section, and the areas for further research are identified, also.

2 Literature Review

The history of *psychological researches* in personality goes as far back as Ancient Greece. A number of miscellaneous theories have proposed to explain *what is that makes us who we are?* Some theories are aimed to explain *how personality develops* [35], whereas others are concerned with *individual differences in personality* [36]. Reaching

Table 1: An overview of five factor personality traits (the Big Five model)

Description of <i>LOW</i> values - $\infty \leftarrow$	Personality trait	$\rightarrow +\infty$ Description of <i>HIGH</i> values
Openness (O)		
<ul style="list-style-type: none"> Dislikes changes Does not enjoy new things Conventional Resists new ideas Prefers familiarity Not very imaginative Has trouble with abstract or theoretical concepts Skeptical Traditional in thinking Consistent and cautious 		<ul style="list-style-type: none"> Very creative Clever, insightful, daring, and varied interests Embraces trying new things or visiting new places Unconventional Focused on tackling new challenges Intellectually curious Inventive Happy to think about abstract concepts Enjoys the art Eager to meet new people
Conscientiousness (C)		
<ul style="list-style-type: none"> Easy going and careless Messy and less detailed-oriented Dislikes structure and schedule Fails to return things or put them back, where they belong Procrastinates on important tasks and rarely completes them on time Fails to stick to a schedule Is always late when meeting others 		<ul style="list-style-type: none"> Competent and efficient Goal- and detail-oriented Well organized, self-discipline and dutiful Spends time preparing Predictable and deliberate Finishes important tasks on time Does not give in to impulses Enjoys adhering to a schedule Is on time when meeting others Works hardly Reliable and resourceful Persevered
Extroversion (E)		
<ul style="list-style-type: none"> Introspective Solitary and reserved Dislikes being at the center of attentions Feels exhausted when having to socialize a lot Finds it difficult to start conversations Dislikes making small talks Carefully thinks things before speaking Thoughtful 		<ul style="list-style-type: none"> Outgoing and energetic Assertive and talkative Able to be articulate Enjoys being the center of attentions Likes to start conversations Enjoys being with others and meeting new people Tendency to be affectionate Finds it easy to make new friends Has a wide social circle of friends and acquaintances Says things before thinking about them Feels organized when around other people Social confidence
Agreeableness (A)		
<ul style="list-style-type: none"> Challenging and detached Takes little interest in others Can be seen as insulting or dismissive of others Does not care about other people's feelings or problems Can be manipulative Prefers to be competitive and stubborn Insults and belittles others Manipulates others to get what they want 		<ul style="list-style-type: none"> Friendly and compassionate toward others Altruist and unselfish Loyal and patient Has a great deal of interest in and wants to help others Feels empathy and concern for other people Prefers to cooperate and be helpful Polite and trustworthy Cheerful and considerate Modest
Neuroticism (N)		
<ul style="list-style-type: none"> Emotionally stable Deals well with stress Rarely feels sad or depressed Does not worry much and is very relax Confident and secure Optimist 		<ul style="list-style-type: none"> Anxious of many different things and nervous Experiences a lot of stress Irritable Impulsive and moody Jealous Lack of confidence Self-criticism Oversensitive Instable and insecure Timid Pessimist

maturity, nowadays psychological researches in personality are mainly focused on analyzing the relationship between personality and different human behaviors; such as analyzing the relationship between personality and¹:

aggressive and violent behavior [37], antisocial behavior [38], delinquency [39], gambling [40], alcohol use [41], good citizenship and civic duty [42], emotion regulation strategies [43], marital instability [44], investment and trading performance [45], consumer behaviors [46], trustability [47], entrepreneurship [48], job burnout and job engagement [49], employability analysis to find best candidate [50], decision making [51], orienting voting choices [52], political attitudes [53] and preference [54], academic/workplace performance [55], academic motivations and achievements [56][57], learning style [58] and learning goal orientation [59], personal goals [60], forgiveness [61], subjective well-being [62], and Internet of Things (IoT) [63].

On the other hand, *computational researches* in personality are mainly focused on personality prediction, rather than analyzing its relationship with different behaviors (as mentioned above). However, it is not unexpected that Artificial Intelligence (AI) expedite its maturity quickly, and all of the relevant applications of personality prediction will be tackled masterfully by AI.

Generally contributions in computational personality prediction can be studied from different points of view. The most comprehensive classification could be done based on the source of input information; namely, *text*, *speech*, *video*, *image* and *social media activities*.

Text: written text as a kind of human interaction, would reflect his/her personality. Proving this hypothesis, several studies have focused on personality prediction from the text. Wright and Chin [64] trained a Support Vector Machine (SVM) to classify the personality of writers in Big Five model, using features such as bag of words, essay length, word sentiment, negation count, and part-of-speech n-grams. They also have investigated the correlation between different features and predictivity of each of the five personality dimensions. In their analysis of written expression, Arjaria et al. [65] questioned a person uniqueness from written text in Big Five model. They proposed a Multi-Label Naïve Bayes (MLNB) classifier to predict the personality of writer. Moreover, they have tested MLNB classifier with a different number of features to find that which written text is formed by which type of trait. Several studies investigating personality prediction from written text, have been carried out on social networks. The study of the structural features of a text in personality prediction was carried out by [66]. The authors proposed a bidirectional Long Short Term Memory (LSTM) network, concatenated with a Convolutional Neural Network (CNN) to accomplish the task from YouTube contents. Interestingly, they implemented the evaluations on both short text and long text datasets and proved the suggested models' ability. For the same target, a two level hierarchical deep neural network based on Recurrent CNN structure proposed by Xue et al. [67], in order to extract the deep semantic vector representations of each user's text post. Then, they concatenated the vectors with statistical features (like rate of emoticons, rate of capital letters and words, and total number of text posts of each user), to construct the input feature space for traditional regression algorithm to carry out final prediction in Big Five model. Santos et al. [68] examined that which of the Big Five personality traits are best predicted by different text genres and the needed amount of text for doing the task appropriately. Dandannavar, et al. [69] have surveyed personality prediction using social media text.

Speech: As proved by social psychology, speech includes a lot of information that largely reflect speaker's personality, spontaneously and unconsciously. Mohammadi and Vinciarelli [4] showed that it is possible to attribute the Big Five traits to speakers appropriately using prosodic features. They also have compared and analyzed the effect of different prosodic features on prediction. In the same vein, Zhao et al. [5] performed personality prediction in Chinese. In their investigation into personality prediction, Jothilakshmi et al. [6] proposed a technique based on modeling the relationship between speech signal and personality traits using spectral features. They have used K-Nearest Neighbor and SVM classifier in the Big Five model.

Image: There is no considerable amount of literature on personality prediction from image. Much of the current literature pays particular attention to facial images. The studies in psychology presented thus far provide evidences that, faces play a leading role in daily assessment of human character by others. A recent study by Xu et al. [7] involved a multi view facial feature extraction model to evaluate the possible correlation between personality traits and face images. Trying to develop a comprehensive personality prediction model based on Support Vector Regression, they proposed 22 facial features. Moreover, they introduced two datasets to investigate the correlation between personality traits and face images. Using the content of Facebook profile pictures, such as facial close ups, facial expressions, and alone or with others, Celli et al. [8] developed a model to extract users' personality. Ferwerda et al. [9] tried to infer personality traits from the way users manipulate the appearance of their images through applying filters over them, in Instagram. They suggested their method as a new way to facilitate personalized systems.

Video: Undoubtedly personality prediction from pure text, speech or image, despite its successes, ignores some salient information about human characteristic. Recent trends in multimodal data analysis, including visual and audio, have

¹For more attention by computational researchers

led to a proliferation of studies in personality prediction from videos, which is called *Apparent Personality Analysis (APA)*. The purpose of APA is to develop methods to find personality traits of users in short video sequences. To develop a personality mining framework, Vo et al. [10] exploited all the information from videos including visual, audio and textual perspectives, using First Impression dataset and YouTube Personality dataset. Extracting textual, audio and video features, they have used a multimodal mixture density boosting network which combines advanced deep learning techniques to build a multilayer neural network. In order to find those information that apparent personality traits recognition model rely on when making prediction, Gucluturk et al. [11] performed a number of experiments. They characterize the audio and visual information that drive the predictions. Furthermore, an online application was developed which provides anyone the opportunity to receive feedback on their apparent personality traits. To achieve the APA's purpose, a Deep Bimodal Regression framework was suggested by Zhang et al. [12]. In the visual modality, they extracted frames from each video and then designed a deep CNN to predict the Big Five traits. They also extracted the log filter bank features from the original audio of each video, in audio modality. Then, a linear regressor was trained to recognize the Big Five traits.

Social media activities: In the light of recent events in personality prediction, there is now some concern about human activities in social media. Besides that, they make it possible to create and share different types of information (text, image, voice, video, links, etc.), exposing their thoughts, feelings and opinions, they allow analyzers to scrutinize the users' different activities, such as likes, visits, mentions, forwards, replies, friends chain, and many others depending on the context. Hima and Shanmugam investigated the correlation between different users' behaviors in social media and the Big Five personality traits [13]; namely, they found that *extroversion* is correlated with the number of friends or followers, more social media groups, frequent uses of social media, and *neuroticism* is correlated with less use of private messages, sharing more information, spending more time in social media and so on. Chen et al. [14] called into question that, is it possible for enterprises to obtain the personality information of customers unconsciously, to employ an effective communication strategy? They showed that, perusing the users' interactions in social media (Facebook), makes it possible to predict the personality of customers. In their analysis, Tadesse et al. examined the presence of structures of social networks and linguistic features to predict users' personality on Facebook [15]. Buettner developed a personality-based product recommender framework [70]. He analyzed social media data to predict users' personality according to his/her product preferences. A personality prediction system from digital footprint on social media was proposed by Azucar et al. [71]. In addition, they have investigated the impact of different types of digital footprints on prediction accuracy.

Contributions in computational personality prediction can also be classified differently based on: the output aspect (into *personality predictive systems* and *personality generative systems*), the final target of analysis (into *personality predictor systems* and *personality-based recommender systems*), and other probable classifications. Table 2, lists several other contributions in personality prediction for more study.

3 Methods

The aim of our study was to enhance the automatic personality prediction from the text, through ensemble modeling. Ensemble modeling causes to the production of better predictive performance compared to each single method, by combining all of the methods. Therefore, we introduced five different basic methods, having various processing level, to be applied in ensemble modeling; including *term frequency vector-based*, *ontology-based*, *enriched ontology-based*, *latent semantic analysis-based*, and *deep learning-based (BiLSTM)* methods.

All the methods in the current study were carried out using *Essays Dataset* [83]. It contains 2,467 essays and totally 1.9 million words. Essays have been written by psychology students. Then they were asked to reply the Big Five Inventory Questionnaire. Finally, a binary label is attributed to each of the essays in each five personality trait. Table 3 presents the distribution of labels in each of the five traits. Due to the fact that, the general writing style exposes the writer's personality, each of the five methods proposed in this study, uses Essays Dataset without applying familiar pre-processing activities in natural language processing (like stemming, anaphora resolution, stop words removal, etc.). Furthermore, the Big Five personality model is used in this study.

3.1 Base Methods

3.1.1 Term Frequency Vector-Based Method

Term frequency is a weight that is assigned to a term, depending on the number of occurrences of the term in the document. According to the rudimentary principles of information retrieval, term frequency indicates the significance of a particular term within the overall document. The representation of a set of documents as vectors in a common vector space is known as the *vector space model* and is fundamental to a host of information retrieval operations ranging from

Table 2: A literature review on APP

Ref.	Source of the input data	Type of input data	System target	Predictive or Generative	Trait Theory	Language	Technique
[16]	Email	Text	Personality prediction	Predictive	Big Five	English	3 learning algorithms, including Joint Model, Sequential Model, and Survival Model
[72]	Dialogue	Speech	Deception detection	Predictive	Big Five	English	Acoustic-prosodic and lexical features as well as 4 machine learning algorithms, including SVM, logistic regression, AdaBoost and random forest
[3]	Audiovisual data	Video	Personality prediction	Predictive	Big Five	English	Random decision forest
[73]	Social media images	Image	Personality prediction	Predictive	Big Five	-	Convolutional neural networks
[20]	Signature images	Image	Personality prediction	Predictive	Big Five	-	Back propagation neural network
[74]	Social network's profile (Facebook)	Social media activities	Personality prediction	Predictive	Big Five	-	Boosting decision tree
[75]	Social network's profile (Facebook)	Text	Personality prediction	Predictive	5 traits	Spanish	Different algorithms in WEKA
[76]	Social network's profile (Facebook)	Social media activities	Personality prediction	Predictive	Big Five	-	Least Absolute Shrinkage and Selection Operator algorithm (LASSO)
[77]	Social network's information (Twitter)	Social media activities	Personality prediction	Predictive	Big Five	Bahasa Indonesia	SVM and XGBoost algorithm
[78]	Handwriting	Graphological features	Personality prediction	Predictive	Big Five	English	Back propagation neural network
[79]	Designed character generation tool	Values for 3 personality traits	Generating virtual characters whose physical attributes reflects respected personality traits	Generative	3 personality traits (dominance, agreeableness, trustworthiness)	-	Linier programming
[80]	Not specified	Scores for 3 personality traits	Generating new face illustrations	Generative	3 personality traits (approachability, dominance, youthful-attractiveness)	-	A 3 layer neural network in order to synthesize cartoon face-like images
[81]	Questionnaire and Twitter account	Personality traits derived from questionnaires and social media activities	Major recommendation system for students based on their personality	Predictive	MBTI 16 personality types	Arabic	ID3 algorithm
[82]	Users' input	Users personality traits score	Movie recommendation system	Predictive	Big Five	-	Gaussian process for personality inference and collaborative filtering for recommendation

Table 3: The distribution of labels in Essays Dataset

	True	False
Openness	1271	1196
Conscientiousness	1253	1214
Extroversion	1276	1191
Agreeableness	1310	1157
Neuroticism	1233	1234

scoring documents on a query, document classification, and document clustering [84]. Toward this end, we assigned an *essay vector* for each essay in dataset based on the term frequencies, indicating the relative importance of each term in each dimension. In order to find the personality label for an input essay in each of the traits in Big Five model (i.e. A, E, O, C and N), we aggregated the cosine similarity between input essay vector and ‘True’ labeled essays’ vectors in Essays Dataset. In same manner, the cosine similarity between input essay vector and ‘False’ labeled essays’ vectors was aggregated. The bigger value for similarity, determined the label for input essay, in current personality trait.

3.1.2 Ontology-Based Method

In the context of computer and information science, *ontology* is a set of representational primitives, intended for modeling knowledge about individuals, their attributes, and their relationships to other individuals [85]. As a way of knowledge representation for machine, ontology groups all of the individuals into sets of cognitive synonyms called *synsets*, each expressing a distinct concept. Synsets are interlinked through conceptual-semantic and lexical relations. In an effort to automatic personality prediction, we hypothesize that the used synsets’ networks by writers are able to expose his/her personality traits in texts. For that purpose, for each personality trait in the Big Five model, at first we extracted all of the individuals and their related synsets from ‘True’ labeled essays in Essays Dataset. The same operation was repeated for ‘False’ labeled essays, separately. Each of the extracted individuals and synsets has an *importance* value that is equal to one at their first occurrences. During extraction, the reoccurrence of each individual or synset in next times, increases its importance (one for each). Then, for a given input essay, we extracted all of the individuals and their related synsets in a same manner. Finally, for predicting the input essays’ labels in each of the five

traits, we aggregated the importance of common individuals and synsets between the input essay and ‘True’ labeled essays, and ‘False’ labeled essays as well. The bigger importance value, determined the label for input essay in the current trait. In order to do so, we used WordNet 2.0 [86] ontology. It contains 152,059 unique individuals and 115,424 synsets.

3.1.3 Enriched Ontology-Based Method

There is an undeniable correlation between personality and individual differences in word use. Yarkoni investigated and presented the most correlated words (both positive and negative) with five personality traits in the Big Five model [87]. For instance, he showed that ‘restaurant’ (0.21) and ‘drinks’ (0.21) are positively, and ‘cat’ (-0.2) and ‘computer’ (-0.19) are negatively correlated with extroversion. In the previous method, we extracted all of the individuals and their synsets from ‘True’ and ‘False’ labeled essays in each personality trait, separately. Here, intended to enrich the previous method, we added the most correlated words (as listed in [87]) and their synsets up to the previously extracted sets correspondingly in each personality trait. Then similar to the ontology-based method in order to predict an input essay’s labels in each trait, the importance values of existed individuals and synsets were aggregated; both in ‘True’ labeled essays and ‘False’ labeled essays. The bigger importance value, determined the label for current personality trait.

3.1.4 Latent Semantic Analysis (LSA)-Based Method

Latent Semantic Analysis (LSA) is a method for extraction and representation of the contextual meaning of words by statistical computations applied to a large corpus of text [88]. The main idea behind LSA is that, the presence or non-presence of the words in different contexts are considered as the basis of mutual limitations, that significantly determines the similarity of meaning of words and phrases [89]. LSA is a method in vector space that is considerably able to identify and extract the semantic relations those are formed in the mind of writers during writing. The capability of LSA in terms of representing human knowledge, has been approved in a variety of ways [89]. LSA is a mathematical-statistical method composed of two basic steps: the first step involves the representation of input text in the form of a matrix whose rows are allocated to each of the unique words in the text, and columns are allocated to sentences, passage or any other text units or contexts (such as paragraph and document or essay). Choosing essay as the considered text unit, we will have a $term \times essay$ ($t \times e$) matrix (hereafter A), whose cells are equal to the frequency of the terms in the corresponding essay. The second step of LSA is applying the mathematical operator calling *Singular Value Decomposition (SVD)* over the matrix obtained from the previous step. Applying SVD to A , decomposes it into three matrices; namely, U , Σ and V .

$$A_{t \times e} = U_{t \times c} \Sigma_{c \times c} V_{c \times e}^T \quad (1)$$

Where U stands for a $term \times concept$ ($t \times c$) and column-orthogonal matrix whose columns are called left singular values; $\Sigma = \text{diag}(\sigma_1, \sigma_2, \dots, \sigma_c)$ is a diagonal and $concept \times concept$ ($c \times c$) matrix whose main diagonal elements are the *eigenvalues* of A . These values have been sorted in descending order in main diagonal of the matrix; V^T denotes an orthogonal $concept \times essay$ ($c \times e$) matrix whose columns are called right singular values.

Matrices obtained from applying SVD to A can be interpreted as follows; $U_{term \times concept}$ is a matrix in which each column identifies a skilfully extracted concept (or topic) from the text by SVD. The rows in U , same as the A , are allocated to the unique terms. The cells’ values in U emphasize the weight (importance) of each term in the corresponding concept. Besides, $\Sigma_{concept \times concept}$ is a diagonal matrix with descending values in the main diagonal, each of which values emphasize the importance of concepts in the essay. Not all the cells in the main diagonal in U have nonzero values; just a number of them which is called $\text{rank}(A)$, have nonzero values. As a consequence, applying SVD to A practically causes to a dimensionality reduction and trivial concepts removal. It is approved that such dimensionality reduction leads to better approximations for human cognitive behavior. Finally, $V_{concept \times essay}^T$ indicates a new representation for essays based on extracted concepts by SVD, rather than the original terms or words.

For the purpose of APP, at first the A matrix for both ‘True’ labeled and ‘False’ labeled essays in Essays Dataset, in each five personality trait are obtained, separately. Then we will have ten matrices, two for each personality trait. All of the matrices have a dimensionality equal to $term \times essay$. Next, we applied SVD and decomposed all of the ten matrices to U , Σ and V corresponding matrices, as described before. After that, in each personality trait, the U and Σ decomposed matrices were selected for both ‘True’ labeled, and ‘False’ labeled essays. Multiplying $U_{term \times concept}$ and $\Sigma_{concept \times concept}$, a $B_{term \times concept}$ was achieved, which emphasizes the importance of each term in each concept. Furthermore, multiplying U and Σ will causes to remove less importance terms (by attributing zero values). Once giving an input essay, a $term \times 1$ vector was produced. Finally, in order to predict the personality traits’ labels, we aggregated the column wise cosine similarity between input essay vector and B matrices, both for ‘True’ labeled and ‘False’ labeled essays. The bigger value for similarity, determined the label for input essay.

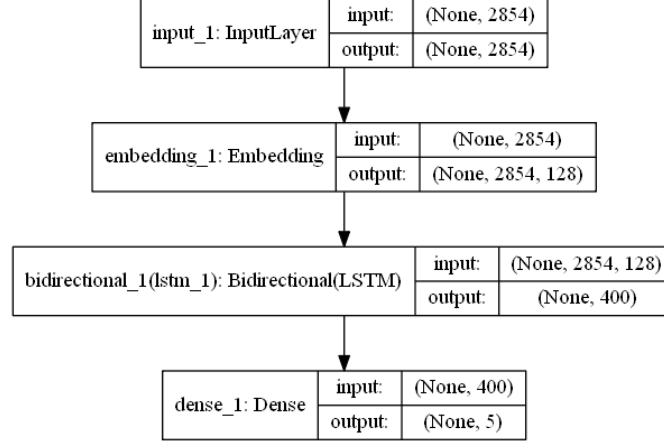


Figure 1: Summary of the deep learning model

3.1.5 Deep Learning-Based Method

As the fifth method for APP, we suggested a deep learning *Bidirectional Long Short Term Memory (BiLSTM)* network. Unlike traditional neural networks that cope with inputs independently, *Recurrent Neural Networks (RNN)* take into account a set of previous inputs. This property competently makes RNNs capable of learning from sequential data, like text documents. LSTM as a special kind of RNNs, benefits understanding of previous words (past information) to understand each word (in forward direction), Whilst BiLSTM benefits both understandings of previous and next words (past and future information) in forward and backward directions respectively. It looks much like humans do.

First of all, some preprocessing steps like tokenization, data cleaning and lowercasing were performed on essays' texts. Next, each unique tokenized word was mapped to an integer id and accordingly, the list of words in each essay text was converted to a list of ids and were post padded to the maximum essay length. In consequence, 2,467 essay vectors with the same lengths (2,854) were produced. The proposed network architecture includes four layers: an input layer, an embedding layer with 128 neurons, a BiLSTM layer with 200 neurons, and a dense layer with five neurons (one for each personality trait). Figure 1 shows a summary of the model. It must be noted that, we used early stopping to avoid overfitting with tenfold cross-validation in our experiments. Besides, the designed network performs multi label text classification for five personality traits, in parallel.

3.2 Ensemble Modeling

The main idea behind *ensemble modeling* is to improve the overall predictive performance through combining the decisions from multiple models [90]. Actually, it takes into account the multiple diverse base models' votes to predict an outcome, rather than a single model (much like using the wisdom of the crowd in making a prediction). As a consequence of manipulating independent and diverse base models, the generalization error of prediction will be decreased [23], that is a great incentive to use ensemble modeling. Among different ensemble methods, *Bagging (Bootstrap Aggregation)* [91], *Boosting* [92], and *Stacking* [93] are more common. The first two ones are often used to combine homogeneous base methods [94] aimed to decrease variance and reduce the bias respectively, whilst the third one is often used to combine heterogeneous base methods [95] aimed to improve predictions. Experiments show that, applying heterogeneous base methods will improve the ensemble modeling efficiency [96]. Regarding our different five base methods, a stacking-based ensemble modeling was suggested to accomplish APP objectives.

Algorithm 1, presents the stacking algorithm which was used for the purpose of ensemble modeling here. As can be seen, the algorithm contains three sequential steps: it commences by making decision about base classification methods as well as a meta-model, in the first step. Aforementioned five suggested APP methods, were selected as the five base classification methods, and a Hierarchical Attention Network (HAN) [97] was selected as the meta-model, also. During the second step, base methods are responsible for making predictions, that are not the final predictions but they have the essential role in making them. Actually, base methods' predictions (as the wisdom of the crowd) are then used to train the meta-model in the third step. At last, the meta-model will make the final predictions on input essays.

The major objectives of the Hierarchical Attention Network or HAN, are to obtain two fundamental insights about document structure [97]: firstly, achieving a hierarchical representation of documents (hierarchy); and secondly, achieving context-dependent meaning or importance of different words and sentences (attention). The idea behind the

Algorithm 1 Stacking algorithm

-
- Step 1: initial decisions**
- 1: specification of M base classification methods; five base methods were selected including term frequency vector-based, ontology-based, enriched ontology-based, latent semantic analysis (LSA)-based, and deep learning-based (BiLSTM) methods
 - 2: specification of a meta-model; a Hierarchical Attention Network (HAN) was selected
- Step 2: making prediction using base classification methods**
- 3: run M base classification methods
 - 4: using k -fold cross-validation, collect prediction results from each of the M base classification methods in each of the five personality traits for all of the essays in Essays Dataset
 - 5: create an $N \times M$ matrix for each five personality trait using predicted values from each of the M base methods; thereby five matrices will be achieved, one for each personality trait (N denotes the number of essays in Essays Dataset)
- Step 3: setting up the ensemble model**
- 6: train the meta-model (HAN) using the obtained matrices and essays' actual labels (creating the ensemble model)
 - 7: generate the ensemble predictions
-

former objective is that, since documents utilize a hierarchical structure, namely words form sentences and sentences form documents, a hierarchical representation of documents will also be helpful. The idea that different words and sentences in a document, context dependently convey different information and importance, forms the main idea behind the next objective. Paying attention to those words and sentences which more contribute to classification decisions, would be so valuable and may result in better performance [98]. They can be regarded as convincing incentives to use HAN as a meta-model in ensemble modeling of APP.

Figure 2, depicts the general architecture of a HAN which is combined with base methods' predictions to carry out the stacking algorithm. The HAN produces a document level vector (v) for each of the essays in Essays Dataset, step by step from the word level vectors. An overview of its stepwise operation includes: *i) word encoder* that embeds the words to vectors, incorporating the contextual information of them (in forward and backward directions); *ii) word attention* that extracts (pays attention) those words that are important to the meaning of the sentence, due to the fact that they have unequal contributions in sentence meaning; *iii) sentence encoder* that produces document vector using sentence vectors, incorporating contextual information of sentences in the same manner; *iv) sentence attention* that rewards those sentences which play determining role in document classification. The final output of HAN is a document level vector (v) for each essay that conveys all the information of sentences in the essay (for more details about HAN, please refer to [97]). Practically, v is considered as the meaningful extracted features that are resulted from the meta-model.

With the purpose of ensemble modeling, the HAN were trained using Essays Dataset. 80% of the essays were used to train the model, and 20% were used to test it. Following the production of document level vectors for essays, they were fed to a dense layer in combination with suggested five base methods predictions, in order to train the meta-model to produce the final predictions. Finally, the softmax activation function determines the final prediction of essays classification in each of the five personality traits.

4 Results

4.1 Evaluation Measures

Precision, recall, f-measure, and *accuracy* are the most well-known evaluation measures in binary classification systems ([84] for more study). Generally, there are two sets of labels for documents that have determining role in evaluation measures, containing *gold standard* and *ground truth*. The former refers to the set of reference labels for the documents, as the most accurate benchmark, and the latter refers to the set of system assigned (predicted) labels for documents. Moreover, there are two another determining notions, namely *relevant* and *non-relevant* documents. Considering the user's needed information, relevant documents are those that meet the needs and vice versa.

Practically, there are four possible combinations of actual labels and system assigned labels (observations), as shown in Table 4: *true positive* or *TP* (the number of retrieved items that are relevant), *false positive* or *FP* (the number of retrieved items that are non-relevant), *false negative* or *FN* (the number of not retrieved items that are relevant), and *true negative* or *TN* (the number of not retrieved items that are non-relevant). Respecting the contents of Table 4, a better understanding about measures and the idea behind each of them, could be achieved.

Precision is equal to the proportion of the number of retrieved documents that are relevant. As Equation 2 reveals, high values for precision, denote to the low false positive rates. Actually, precision is intended to reply the question that "what proportion of all the items that are labeled by the system, are correctly labeled"? This is why it is called

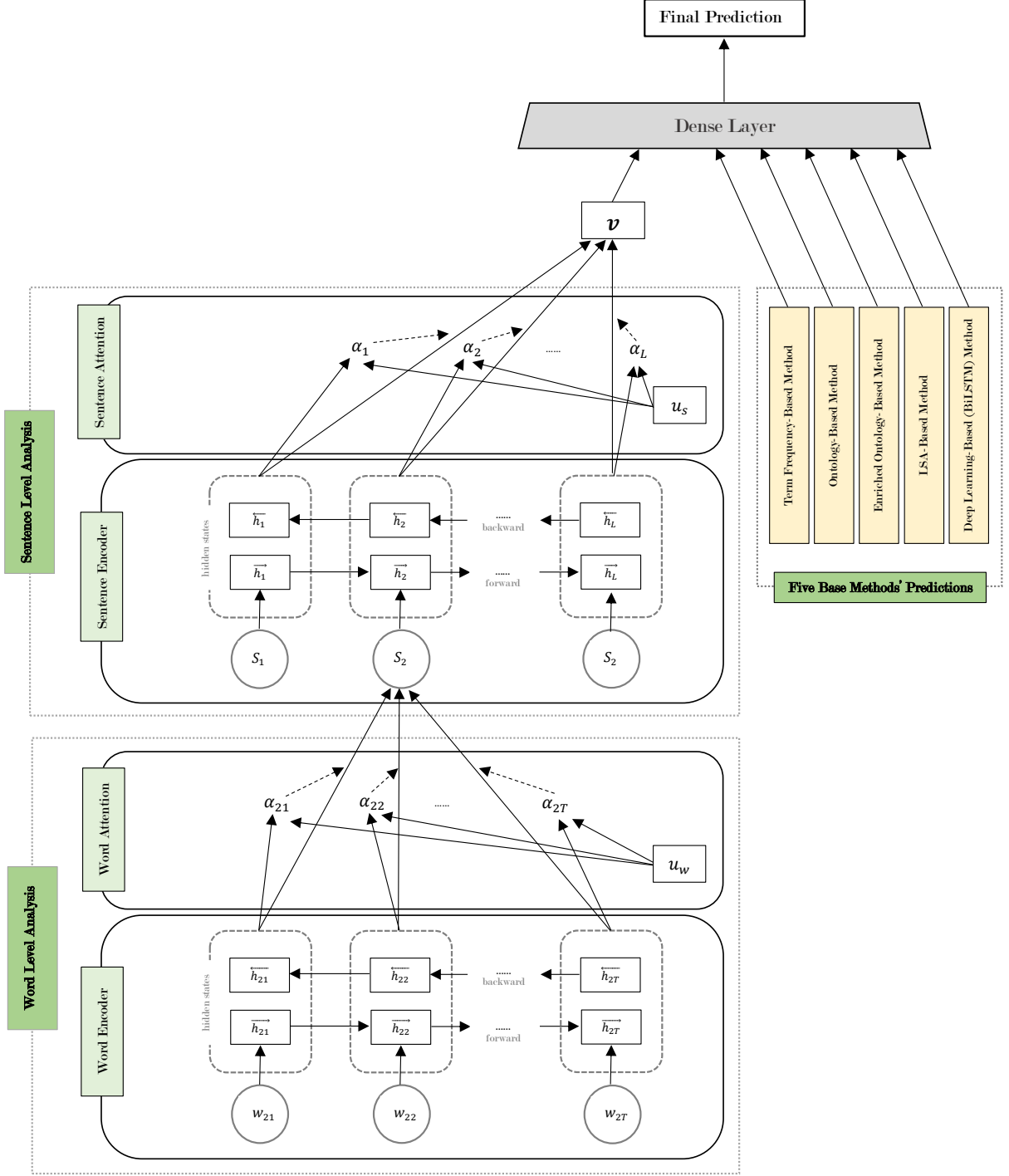


Figure 2: the architecture of a Hierarchical Attention Network (HAN) combined with base methods' predictions to carry out stacking in document level classification.

Where L is equal to the number of sentences (s) in essay; each sentence s_i contains T_i words; w_{it} where $t \in [1, T]$ denotes the words in the i^{th} sentence; h implies the hidden states that serves as memory cells to track the state of sequences in forward (\vec{h}) and backward (\overleftarrow{h}) directions, in order to incorporate contextual information; α stands for word/sentences attentions which uses u_w/u_s as the word/sentence level context vector; v denotes the document level vector of each essay.

Table 4: Possible combinations of reference labels and system assigned labels

			Gold Standard (Reference Labels)	
			Relevant Items	Non-Relevant Items
Ground Truth (System Assigned Labels)	Retrieved Items	True	TP	FP
	Not Retrieved Items	False	FN	TN

‘precision’.

$$\begin{aligned}
 Precision &= \frac{\# \text{relevant items retrieved}}{\# \text{retrieved items}} \\
 &= \frac{\# \text{system predicted True label items}}{\# \text{total system predicted True items (Ground Truth)}} \\
 &= \frac{TP}{TP + FP}
 \end{aligned} \tag{2}$$

Recall is equal to the proportion of relevant documents that are retrieved. Considering Equation 3, recall mainly tries to reply the question that “*what proportion of expected items, are correctly labeled by the system*”? This is why it is called ‘recall’.

$$\begin{aligned}
 Recall &= \frac{\# \text{relevant items retrieved}}{\# \text{relevant items}} \\
 &= \frac{\# \text{system predicted True label items}}{\# \text{all items in Gold Standard}} \\
 &= \frac{TP}{TP + FN}
 \end{aligned} \tag{3}$$

It should be noted that, precision and recall are not individually appropriate for evaluating the system performance. Specifically, there would be systems with high precision but low recall, and vice versa. Addressing this matter, the *f-measure* as a relation that trades off precision versus recall, is suggested. In fact, it is the weighted harmonic mean of precision and recall, in which both of them are weighted equally:

$$f - measure = \frac{2 \times precision \times recall}{precision + recall} \tag{4}$$

Another intuitive measures that simply evaluates the system performance is *accuracy*. As Equation 5 reveals, it is the proportion of the system assigned (predicted) correct labels outside the total possible observations. *TN*, a factor which is ignored in f-measure, is paid attention here.

$$Accuracy = \frac{TP + TN}{TP + TN + FP + FN} \tag{5}$$

4.2 System Outputs

Comparing precision and recall reveals that, *FP* and *FN* are two key factors that influence their values. Hence, it is conceivable that they would be considered where the *FP* and *FN* are more important. While, *TP* and *TN* are key factors determining the value of Accuracy. Regarding the APP systems’ functionality, accuracy is preferable to precision and recall, and thereby f-measure. Despite the fact, both of the accuracy and f-measure have been used by researchers for APP systems evaluation. Of course, keeping in mind the ideas behind precision and recall, they would have meaningful interpretations. From that perspective, we decided to achieve them and consequently the f-measure for each of the suggested methods, however that we will basically rely on accuracy.

4.2.1 Base Methods Outputs

This paper proposed five distinct methods for APP, each of which performs the prediction independently, during the first step. Specifically, the term frequency vector-based, ontology-based, enriched ontology-based, LSA-based, and deep learning-based (BiLSTM) methods were called into action. Table 5, provides the results obtained from the four evaluation measures in each method, namely: precision, recall, f-measure, and accuracy. The performance of each method, is evaluated separately in each of the personality traits in the Big Five model.

Among the five proposed base methods, term frequency vector-based method was the first one that unexpectedly obtained the best results for accuracy in all of the five traits, as it can be seen from the Table 5. This method has also achieved the highest average accuracy value in five traits.

The ontology-based method as well as enriched ontology-based method, approximately have achieved the same results in accuracy for all of the five traits. However that ontology-based method achieved better average accuracy value, enriched ontology-based method slightly acts better in all of the five personality traits, except openness. Nevertheless,

Table 5: Evaluation results for suggested methods

Measure	Method	O	C	E	A	N	Avg.
Precision	TF Vector-Based	59.84	54.87	56.95	58.04	54.92	56.92
	Ontology-Based	51.52	50.79	51.72	53.10	49.98	51.42
	Enriched Ontology-Based	52.31	51.18	51.76	53.67	50.02	51.79
	LSA-Based	51.52	50.79	51.72	53.10	42.31	49.89
	Deep Learning-Based (BiLSTM)	61.24	48.64	59.45	69.18	50.74	57.85
	Ensemble Modeling	58.23	59.32	63.45	60.18	61.24	60.48
Recall	TF Vector-Based	52.40	60.65	56.50	58.17	58.88	57.32
	Ontology-Based	100	100	100	100	100	100
	Enriched Ontology-Based	40.05	91.70	100	87.63	100	83.88
	LSA-Based	100	100	100	100	8.92	81.78
	Deep Learning-Based (BiLSTM)	55.22	49.38	55.84	55.65	51.48	53.51
	Ensemble Modeling	56.54	60.16	68.32	63.12	60.15	61.66
F-measure	TF Vector-Based	55.87	57.62	56.73	58.10	56.83	57.03
	Ontology-Based	68.00	67.37	68.18	69.37	66.65	67.91
	Enriched Ontology-Based	45.37	65.69	68.22	66.57	66.68	62.51
	LSA-Based	68.00	67.37	68.18	69.37	14.73	57.53
	Deep Learning-Based (BiLSTM)	58.07	49.01	57.59	61.68	51.10	55.49
	Ensemble Modeling	57.37	59.74	65.80	61.62	60.69	61.04
Accuracy	TF Vector-Based	57.36	54.68	55.41	55.45	55.29	55.64
	Ontology-Based	51.52	50.79	51.72	53.10	49.98	51.42
	Enriched Ontology-Based	50.30	51.36	51.80	53.26	50.06	51.36
	LSA-Based	51.52	50.79	51.72	53.10	48.40	51.11
	Deep Learning-Based (BiLSTM)	52.83	49.39	53.85	54.86	52.43	52.67
	Ensemble Modeling	56.30	59.18	64.25	60.31	61.14	60.24

insignificant differences between corresponding accuracy values, reveal that enriching the method does not cause to improve the predictions, remarkably. Even though it has worsened the predictions in openness.

Interestingly, the accuracy values for LSA-based method equaled exactly to ontology-based method’s values, except neuroticism, in which the ontology-based method outperformed. Comparing average accuracy values, with a slight difference it has achieved the lowest value.

Deep learning-based methods, generally outperform other methods in most tasks. However, contrary to expectations, there were no significant enhancements in accuracy values, with regard to ontology and LSA-based methods. At the same time, it has finished most predictions (except conscientiousness) in second place. Actually, just the simplest suggested method, namely the term frequency vector-based method, had better results than suggested deep learning-based method. Nevertheless, among the five suggested base methods, the deep learning-based method has achieved the highest precisions for three personality traits and the remained highest two precisions were achieved by the term frequency vector-based method.

In general, as can be seen in Table 5, among five suggested base methods for APP, the term frequency vector-based method has achieved best accuracy values in all of the five personality traits in the Big Five model, when they were used independently.

4.2.2 Ensemble Modeling Outputs

In the second step toward ensemble modeling, we used a HAN as the meta-model to implement the stacking algorithm. Comparing average accuracy values among six suggested APP methods (five base methods and an ensemble modeling method), ensemble modeling method achieved the highest value, as can be seen from table 5. It also outperforms in all of the five personality traits, except openness in which the term frequency vector-based method slightly acts better. Moreover, this method has achieved the highest average precision among all methods. Consequently, as hypothesized our experiments prove that the prediction error decreases when the ensemble method is used.

Figure 3, compares the performance of all suggested methods (five base method as well as ensemble modeling method), in predicting openness, conscientiousness, extroversion, agreeableness, and neuroticism over the Essays Dataset.

5 Discussion

Prior to discussing the results of suggested methods for APP, particular attention must be paid to some facts about personality prediction. Indeed, personality prediction is really a complicated task. Actually, it is correct even for human. One cannot deny that people face a challenge even when they are analyzing and expressing their own personality. What is more, people usually act conservatively when writing and speaking. Besides, the formal style of writing or speech undoubtedly will conceal some facts about people personality. Over and above, as previously stated, each of the five

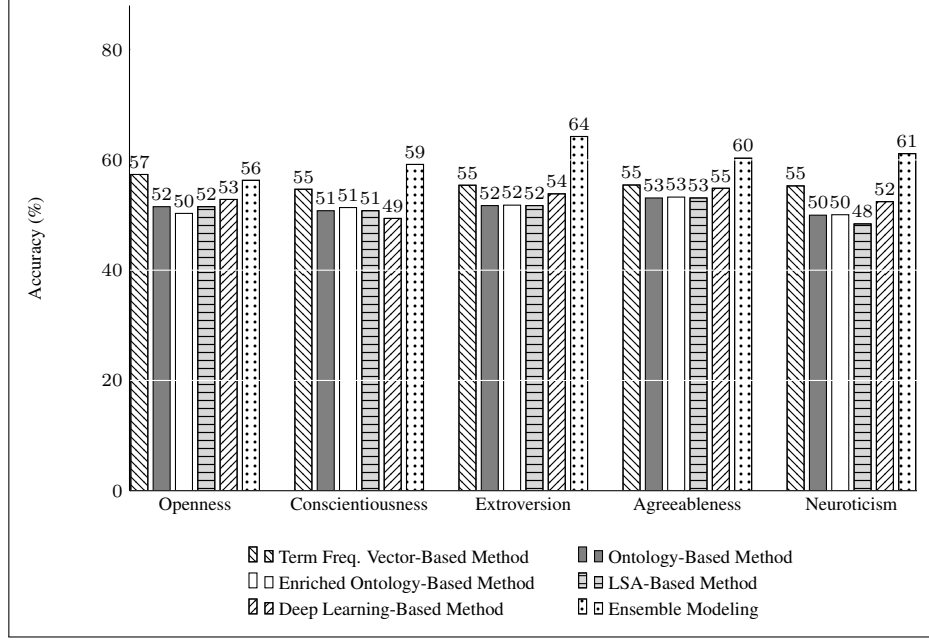


Figure 3: Accuracy values for each of the five categories in Big Five, resulted from five suggested methods (results are rounded)

personality traits, represents a range between two extremes. Obviously, the binary classification of a continuum will cause to miss some information about personality traits. Respecting the facts, it should be confessed that the personality prediction task is really complicated both for human and for machine.

As it can be inferred from Table 5, among the five suggested base methods, unexpectedly the term frequency vector-based method in spite of its simplicity, generally outperforms all other base methods when they are applied independently. Taking into account the simplicity of the method and the complexity of the task, *Occam's Razor* springs to one's mind; it is most likely that, the simplest solution is the right one. At the same time, the deep learning-based method that was expected to achieve the highest accuracies, has achieved the second best accuracies. This would be as a result of suggested deep network's less ability of prediction, due to the less amounts of personality related informational content in essays. Notably, this method achieves the highest precision in most (three from five) personality traits. It means that, in spite of low accuracies, deep learning-based method causes the most precise predictions. Of course, we believe that considering the task's complexity, enriching the dataset will cause to improve the accuracies for deep learning methods (however it will also improve other method's accuracies). It must be said that, we have also designed an LSTM network for APP, but it could not overcome the BiLSTM's outcomes.

Among the five suggested base methods the three remained methods approximately perform equally. Using ontology lexical database and its semantic networks among words, results same predictions to LSA-based method. The Ontology-based method's poor results approve that, the existed semantic network among words cannot be regarded as a distinguishing criterion for personality traits. Even enriching the method with the most correlated words in five personality traits, does not improve the results remarkably. We believe that modeling the vast semantic network among words, potentially increases the *oversensitivity* of the model. The resulted values for recall and precision for this methods, support this idea; approximately all of the expected items (100% for ontology-based and about 84% for enriched method) are predicted correctly (recall), but just about half of the predictions are labeled correctly (precision). In addition, a possible explanation for this outcome is that, ontologies formally specify the *types* rather than *type samples*.

Likely, LSA-based method is affected by oversensitivity, that despite its ability in latent semantic relation acquisition among words, causes to poor accuracies. Moreover, comparing the obtained results from LSA and term frequency-based method points to the fact that, term frequency vectors (in which each dimension is dedicated to a unique word) are more successful than topic vectors (in which each dimension is dedicated to a unique extracted topic). It can be interpreted as a justification of the lexical hypothesis; more important personality characteristics are more likely to be encoded in a single word [99].

Generally, results approve that among five suggested base methods the simple term frequency-based method is so competent to predict personality in all five personality traits in the Big Five model, albeit it loses the relative ordering of the terms in essays.

At last, we finally achieved the major objective of our study; we enhanced the accuracy of APP using ensemble modeling. Actually, it is due to the substantial ability of stacking. During training, the meta-model was trained using both Essays Dataset’s essays as well as their actual labels (gold standard), and base methods’ predictions (ground truth). Practically, it compares the base methods’ predictions with actual corresponding labels for each essay. Afterwards, during final classification it assigns more weights to those methods with correct classifications. Consequently, the accuracy of APP was improved.

6 Conclusion and Future Works

Nowadays, texts provide a large amount of human interactions in different information infrastructures (social media, email, etc.). Automatic Personality Prediction (APP) from the text, uncovers the personality characteristics of the writers, without facing or even knowing them. Enhancing the accuracy of APP, will step researches ahead toward automating the analysis of the relation between personality and various human behaviors (rather than pure APP). For that purpose, in this study we have presented an ensemble modeling method that was based on five new APP methods, including term frequency vector-based, ontology-based, enriched ontology-based, latent semantic analysis-based, and deep learning-based (BiLSTM) methods. We have obtained satisfactory results proving that as we have hypothesized, ensembling the base methods enhances the accuracy of APP. Moreover, we have found that when the five APP methods have been used independently, the simple term frequency vector-based method outperforms all others.

Each of the five personality traits represents a range between two extremes. This means that the Big Five model, represents the personality of individuals in a five dimensional space. In simple words, contrary to binary classification, each of the five personality traits may have different values, indicating the intensity of each trait. Thereby, fuzzy classification sounds so much better than binary classification. Further works are required to establish this idea.

Reaching maturity and meeting acceptable accuracies via computational researches in personality prediction, will attract APP researchers’ attention to focus on automatic analyzing the relationship between personality and different human behaviors, promptly. Namely, automatic prediction of: aggressive and violent behavior, antisocial behavior, delinquency, good citizenship and civic duty, marital instability, political attitude, orienting voting choices, IoT, etc². This topics also are deferred to future work.

Moreover, as it can be inferred, prediction or perception is prior to generation in personality analysis, in which its quality is determining factor in posterior. Achieving acceptable performance in APP, will facilitate investigations in *Automatic Personality Generation (APG)*. As a consequence, it is recommended that further researches should be undertaken in APG.

7 Acknowledgments

This project is supported by a research grant of the University of Tabriz (number S/806).

8 Declarations

Funding This study was funded by the University of Tabriz (grant number S/806).

Conflict of Interest All of the authors declare that they have no conflict of interest against any company or institution.

Ethical standards This article does not contain any studies with human participants or animals performed by any of the authors.

References

- [1] P.J. Corr and G. Matthews. *The Cambridge Handbook of Personality Psychology*. Cambridge Handbooks in Psychology. Cambridge University Press, 2009.
- [2] Alan E Kazdin. *Encyclopedia of psychology*, volume 2. American Psychological Association Washington, DC, 2000.

²A more complete list is provided at the beginning of section 2

- [3] B. Aydin, A. A. Kindiroglu, O. Aran, and L. Akarun. Automatic personality prediction from audiovisual data using random forest regression. In *2016 23rd International Conference on Pattern Recognition (ICPR)*, pages 37–42, Dec 2016.
- [4] G. Mohammadi and A. Vinciarelli. Automatic personality perception: Prediction of trait attribution based on prosodic features extended abstract. In *2015 International Conference on Affective Computing and Intelligent Interaction (ACII)*, pages 484–490, Sep. 2015.
- [5] Huan Zhao, Zeyang Yang, Zuo Chen, and Xixiang Zhang. Automatic chinese personality recognition based on prosodic features. In Xiangjian He, Suhuai Luo, Dacheng Tao, Changsheng Xu, Jie Yang, and Muhammad Abul Hasan, editors, *MultiMedia Modeling*, pages 180–190, Cham, 2015. Springer International Publishing.
- [6] S. Jothilakshmi, J. Sangeetha, and R. Brindha. Speech based automatic personality perception using spectral features. *International Journal of Speech Technology*, 20(1):43–50, Mar 2017.
- [7] Jia Xu, Weijian Tian, Yangyu Fan, Yuxuan Lin, and Chengcheng Zhang. Personality trait prediction based on 2.5d face feature model. In Xingming Sun, Zhaoqing Pan, and Elisa Bertino, editors, *Cloud Computing and Security*, pages 611–623, Cham, 2018. Springer International Publishing.
- [8] Fabio Celli, Elia Bruni, and Bruno Lepri. Automatic personality and interaction style recognition from facebook profile pictures. In *Proceedings of the 22Nd ACM International Conference on Multimedia*, MM '14, pages 1101–1104, New York, NY, USA, 2014. ACM.
- [9] Bruce Ferwerda, Markus Schedl, and Marko Tkalcic. Using instagram picture features to predict users' personality. In Qi Tian, Nicu Sebe, Guo-Jun Qi, Benoit Huet, Richang Hong, and Xueliang Liu, editors, *MultiMedia Modeling*, pages 850–861, Cham, 2016. Springer International Publishing.
- [10] Nhi N. Y. Vo, Shaowu Liu, Xuezhong He, and Guandong Xu. Multimodal mixture density boosting network for personality mining. In Dinh Phung, Vincent S. Tseng, Geoffrey I. Webb, Bao Ho, Mohadeseh Ganji, and Lida Rashidi, editors, *Advances in Knowledge Discovery and Data Mining*, pages 644–655, Cham, 2018. Springer International Publishing.
- [11] Y. Güçlütürk, U. Güçlü, M. Pérez, H. J. Escalante, X. Baró, C. Andujar, I. Guyon, J. J. Junior, M. Madadi, S. Escalera, M. A. J. Van Gerven, and R. Van Lier. Visualizing apparent personality analysis with deep residual networks. In *2017 IEEE International Conference on Computer Vision Workshops (ICCVW)*, pages 3101–3109, Oct 2017.
- [12] Chen-Lin Zhang, Hao Zhang, Xiu-Shen Wei, and Jianxin Wu. Deep bimodal regression for apparent personality analysis. In *Computer Vision – ECCV 2016 Workshops*, pages 311–324, Cham, 2016. Springer International Publishing.
- [13] P. Hima and M. Shanmugam. Big-five personality traits based on four main methods. In K. C. Santosh and Ravindra S. Hegadi, editors, *Recent Trends in Image Processing and Pattern Recognition*, pages 726–734, Singapore, 2019. Springer Singapore.
- [14] Tsung-Yi Chen, Meng-Che Tsai, and Yuh-Min Chen. A user's personality prediction approach by mining network interaction behaviors on facebook. *Online Information Review*, 40(7):913–937, 2016.
- [15] M. M. Tadesse, H. Lin, B. Xu, and L. Yang. Personality predictions based on user behavior on the facebook social media platform. *IEEE Access*, 6:61959–61969, 2018.
- [16] Jianqiang Shen, Oliver Brdiczka, and Juan Liu. Understanding email writers: Personality prediction from email messages. In Sandra Carberry, Stephan Weibelzahl, Alessandro Micarelli, and Giovanni Semeraro, editors, *User Modeling, Adaptation, and Personalization*, pages 318–330, Berlin, Heidelberg, 2013. Springer Berlin Heidelberg.
- [17] N. Lemos, K. Shah, R. Rade, and D. Shah. Personality prediction based on handwriting using machine learning. In *2018 International Conference on Computational Techniques, Electronics and Mechanical Systems (CTEMS)*, pages 110–113, Dec 2018.
- [18] Waskitha Wijaya, Herman Tolle, and Fitri Utaminingrum. Personality analysis through handwriting detection using android based mobile device. *Journal of Information Technology and Computer Science*, 2(2), 2018.
- [19] L. Küster, C. Trahms, and J. Voigt-Antons. Predicting personality traits from touchscreen based interactions. In *2018 Tenth International Conference on Quality of Multimedia Experience (QoMEX)*, pages 1–6, May 2018.
- [20] V. R. Lokhande and B. W. Gawali. Analysis of signature for the prediction of personality traits. In *2017 1st International Conference on Intelligent Systems and Information Management (ICISIM)*, pages 44–49, Oct 2017.
- [21] O. Celiktutan, E. Sariyanidi, and H. Gunes. Let me tell you about your personality!†: Real-time personality prediction from nonverbal behavioural cues. In *2015 11th IEEE International Conference and Workshops on Automatic Face and Gesture Recognition (FG)*, volume 1, pages 1–1, May 2015.

- [22] Fatma Yakoub, Moustafa Zein, Khaled Yasser, Ammar Adl, and Aboul Ella Hassanien. Predicting personality traits and social context based on mining the smartphones sms data. In Ajith Abraham, Xin Hua Jiang, Václav Snášel, and Jeng-Shyang Pan, editors, *Intelligent Data Analysis and Applications*, pages 511–521, Cham, 2015. Springer International Publishing.
- [23] Vijay Kotu and Bala Deshpande. *Data Science: Concepts and Practice*. Morgan Kaufmann, 2018.
- [24] Gordon Willard Allport. *Personality: A psychological interpretation*. 1937.
- [25] Raymond Bernard Cattell, Herbert W Eber, and Maurice M Tatsuoka. *Handbook for the sixteen personality factor questionnaire (16 PF): In clinical, educational, industrial, and research psychology, for use with all forms of the test*. Institute for Personality and Ability Testing, 1970.
- [26] H.J. Eysenck. *Dimensions of personality*, 1950.
- [27] I.B. Myers, K.C. Briggs, and M.H. McCaulley. *Myers-Briggs Type Indicator, Form F and Form G*. Consulting Psychologists Press, 1976.
- [28] Robert R McCrae and Oliver P John. An introduction to the five-factor model and its applications. *Journal of personality*, 60(2):175–215, 1992.
- [29] Sandra Matz, Yin Wah Fiona Chan, and Michal Kosinski. *Models of Personality*, pages 35–54. Springer International Publishing, Cham, 2016.
- [30] Lewis R Goldberg. The structure of phenotypic personality traits. *American psychologist*, 48(1):26, 1993.
- [31] Jana Uher. Personality psychology: Lexical approaches, assessment methods, and trait concepts reveal only half of the story—why it is time for a paradigm shift. *Integrative Psychological and Behavioral Science*, 47(1):1–55, Mar 2013.
- [32] Robert R McCrae and Antonio Terracciano. Universal features of personality traits from the observer’s perspective: data from 50 cultures. *Journal of personality and social psychology*, 88(3):547, 2005.
- [33] Oliver P John, Sanjay Srivastava, et al. The big five trait taxonomy: History, measurement, and theoretical perspectives. *Handbook of personality: Theory and research*, 2:102–138, 1999.
- [34] Kendra Cherry. The big five personality traits. <https://www.verywellmind.com/the-big-five-personality-dimensions-2795422>, Jan 2020.
- [35] R.E. B and R.B. Ewen. *An Introduction to Theories of Personality: 7th Edition*. Taylor & Francis, 2014.
- [36] Michael C Ashton. *Individual differences and personality*. Academic Press, 2013.
- [37] Christopher P. Barlett and Craig A. Anderson. Direct and indirect relations between the big 5 personality traits and aggressive and violent behavior. *Personality and Individual Differences*, 52(8):870 – 875, 2012.
- [38] Yann Le Corff and Jean Toupin. The five-factor model of personality at the facet level: Association with antisocial personality disorder symptoms and prediction of antisocial behavior. *Journal of Psychopathology and Behavioral Assessment*, 32(4):586–594, Dec 2010.
- [39] Minwoo Yun, Eunyoung Kim, and Woong-Sub Park. A test of an integrative model using social factors and personality traits: Prediction on the delinquency of south korean youth. *International journal of offender therapy and comparative criminology*, 61(11):1262–1287, 2017.
- [40] Kathleen W. Reardon, Meggie Wang, Clayton Neighbors, and Jennifer L. Tackett. The personality context of adolescent gambling: Better explained by the big five or sensation-seeking? *Journal of Psychopathology and Behavioral Assessment*, 41(1):69–80, Mar 2019.
- [41] Tom Rosenström, Fartein Ask Torvik, Eivind Ystrom, Nikolai Olavi Czajkowski, Nathan A Gillespie, Steven H Aggen, Robert F Krueger, Kenneth S Kendler, and Ted Reichborn-Kjennerud. Prediction of alcohol use disorder using personality disorder traits: a twin study. *Addiction*, 113(1):15–24, 2018.
- [42] Scott Pruyssers, Julie Blais, and Phillip G. Chen. Who makes a good citizen? the role of personality. *Personality and Individual Differences*, 146:99 – 104, 2019.
- [43] Urszula Barańczuk. The five factor model of personality and emotion regulation: A meta-analysis. *Personality and Individual Differences*, 139:217 – 227, 2019.
- [44] Elham Mohammadi, Masoud Bagheri, and Ghasem Asgarizadeh. The role of perceived social support and aspects of personality in the prediction of marital instability: The mediating role of occupational stress. *International Journal of Psychology (IPA)*, 12(1):162–185, 2018.
- [45] Ting-Hsuan Chen, Ruey-Jenn Ho, and Yi-Wei Liu. Investor personality predicts investment performance? a statistics and machine learning model investigation. *Computers in Human Behavior*, 2018.

- [46] Zhe Liu, Yi Wang, Jalal Mahmud, Rama Akkiraju, Jerald Schoudt, Anbang Xu, and Bryan Donovan. To buy or not to buy? understanding the role of personality traits in predicting consumer behaviors. In Emma Spiro and Yong-Yeol Ahn, editors, *Social Informatics*, pages 337–346, Cham, 2016. Springer International Publishing.
- [47] Julia Muller and Christiane Schwieren. Big five personality factors in the trust game. *Journal of Business Economics*, Feb 2019.
- [48] Franziska Leutner, Gorkan Ahmetoglu, Reece Akhtar, and Tomas Chamorro-Premuzic. The relationship between the entrepreneurial personality and the big five personality traits. *Personality and Individual Differences*, 63:58 – 63, 2014.
- [49] Hyun Jeong Kim, Kang Hyun Shin, and Nancy Swanger. Burnout and engagement: A comparative analysis using the big five personality dimensions. *International Journal of Hospitality Management*, 28(1):96 – 104, 2009.
- [50] Ashima Sood and Rekha Bhatia. Ensemble recommendation for employability using cattell’s sixteen personality factor model. In Suresh Chandra Satapathy and Swagatam Das, editors, *Proceedings of First International Conference on Information and Communication Technology for Intelligent Systems: Volume 2*, pages 23–31, Cham, 2016. Springer International Publishing.
- [51] Fabiana Freitas Mendes, Emilia Mendes, and Norsaremah Salleh. The relationship between personality and decision-making: A systematic literature review. *Information and Software Technology*, 111:50 – 71, 2019.
- [52] Michele Vecchione, Harald Schoen, José Luis González Castro, Jan Cieciuch, Vassilis Pavlopoulos, and Gian Vittorio Caprara. Personality correlates of party preference: The big five in five big european countries. *Personality and Individual Differences*, 51(6):737 – 742, 2011.
- [53] Peter K. Jonason. Personality and politics. *Personality and Individual Differences*, 71:181 – 184, 2014.
- [54] Jo Ann A. Abe. Personality and political preferences: The 2016 u.s. presidential election. *Journal of Research in Personality*, 77:70 – 82, 2018.
- [55] Daniel M Higgins, Jordan B Peterson, Robert O Pihl, and Alice GM Lee. Prefrontal cognitive ability, intelligence, big five personality, and the prediction of advanced academic and workplace performance. *Journal of personality and social psychology*, 93(2):298, 2007.
- [56] Meera Komarraju, Steven J. Karau, and Ronald R. Schmeck. Role of the big five personality traits in predicting college students’ academic motivation and achievement. *Learning and Individual Differences*, 19(1):47 – 52, 2009.
- [57] Julie A Pozzebon, Michael C Ashton, and Beth A Visser. Major changes: Personality, ability, and congruence in the prediction of academic outcomes. *Journal of Career Assessment*, 22(1):75–88, 2014.
- [58] Verešová Marcela. Learning strategy, personality traits and academic achievement of university students. *Procedia - Social and Behavioral Sciences*, 174:3473 – 3478, 2015. International Conference on New Horizons in Education, INTE 2014, 25-27 June 2014, Paris, France.
- [59] Izabela Sorić, Zvezdan Penezić, and Irena Burić. The big five personality traits, goal orientations, and academic achievement. *Learning and Individual Differences*, 54:126 – 134, 2017.
- [60] Z Reisz, Michael J. Boudreaux, and Daniel J. Ozer. Personality traits and the prediction of personal goals. *Personality and Individual Differences*, 55(6):699 – 704, 2013.
- [61] Christopher O Walker. Exploring the contributions of grit and personality in the prediction of self-and other-forgiveness. *Journal of Individual Differences*, 2017.
- [62] Jeromy Anglim and Sharon Grant. Predicting psychological and subjective well-being from personality: Incremental prediction from 30 facets over the big 5. *Journal of Happiness Studies*, 17(1):59–80, Feb 2016.
- [63] Christian Montag and Jon D. Elhai. A new agenda for personality psychology in the digital age? *Personality and Individual Differences*, 147:128 – 134, 2019.
- [64] William R. Wright and David N. Chin. Personality profiling from text: Introducing part-of-speech n-grams. In Vania Dimitrova, Tsvi Kuflik, David Chin, Francesco Ricci, Peter Dolog, and Geert-Jan Houben, editors, *User Modeling, Adaptation, and Personalization*, pages 243–253, Cham, 2014. Springer International Publishing.
- [65] S. Arjaria, A. Shrivastav, A. S. Rathore, and Vipin Tiwari. *Personality Trait Identification for Written Texts Using MLNB*, pages 131–137. Springer Singapore, Singapore, 2019.
- [66] X. Sun, B. Liu, J. Cao, J. Luo, and X. Shen. Who am i? personality detection based on deep learning for texts. In *2018 IEEE International Conference on Communications (ICC)*, pages 1–6, May 2018.

- [67] Di Xue, Lifa Wu, Zheng Hong, Shize Guo, Liang Gao, Zhiyong Wu, Xiaofeng Zhong, and Jianshan Sun. Deep learning-based personality recognition from text posts of online social networks. *Applied Intelligence*, 48(11):4232–4246, Nov 2018.
- [68] Vitor Garcia dos Santos, Ivandré Paraboni, and Barbara Barbosa Claudino Silva. Big five personality recognition from multiple text genres. In Kamil Ekštejn and Václav Matoušek, editors, *Text, Speech, and Dialogue*, pages 29–37, Cham, 2017. Springer International Publishing.
- [69] P. S. Dandannavar, S. R. Mangalwede, and P. M. Kulkarni. Social media text - a source for personality prediction. In *2018 International Conference on Computational Techniques, Electronics and Mechanical Systems (CTEMS)*, pages 62–65, Dec 2018.
- [70] Ricardo Buettner. Predicting user behavior in electronic markets based on personality-mining in large online social networks. *Electronic Markets*, 27(3):247–265, Aug 2017.
- [71] Danny Azucar, Davide Marengo, and Michele Settanni. Predicting the big 5 personality traits from digital footprints on social media: A meta-analysis. *Personality and Individual Differences*, 124:150 – 159, 2018.
- [72] Sarah Ita Levitan, Yocheved Levitan, Guozhen An, Michelle Levine, Rivka Levitan, Andrew Rosenberg, and Julia Hirschberg. Identifying individual differences in gender, ethnicity, and personality from dialogue for deception detection. In *Proceedings of the Second Workshop on Computational Approaches to Deception Detection*, pages 40–44, San Diego, California, June 2016. Association for Computational Linguistics.
- [73] Akshat Dave. *Application of convolutional neural network models for personality prediction from social media images and citation prediction for academic papers*. PhD thesis, UC San Diego, 2016.
- [74] Alireza Sourì, Shafigheh Hosseinpour, and Amir Masoud Rahmani. Personality classification based on profiles of social networks’ users and the five-factor model of personality. *Human-centric Computing and Information Sciences*, 8(1):24, Aug 2018.
- [75] Graciela Guerrero, Elvis Sarchi, and Freddy Tapia. Predict the personality of facebook profiles using automatic learning techniques and bfi test. In Álvaro Rocha, Hojjat Adeli, Luís Paulo Reis, and Sandra Costanzo, editors, *New Knowledge in Information Systems and Technologies*, pages 482–493, Cham, 2019. Springer International Publishing.
- [76] A. Laleh and R. Shahram. Analyzing facebook activities for personality recognition. In *2017 16th IEEE International Conference on Machine Learning and Applications (ICMLA)*, pages 960–964, Dec 2017.
- [77] V. Ong, A. D. S. Rahmanto, Williem, D. Suhartono, A. E. Nugroho, E. W. Andangsari, and M. N. Suprayogi. Personality prediction based on twitter information in bahasa indonesia. In *2017 Federated Conference on Computer Science and Information Systems (FedCSIS)*, pages 367–372, Sep. 2017.
- [78] Mihai Gavrilăscu and Nicolae Vizireanu. Predicting the big five personality traits from handwriting. *EURASIP Journal on Image and Video Processing*, 2018(1):57, Jul 2018.
- [79] Fabrizio Nunnari and Alexis Heloir. Generation of virtual characters from personality traits. In Jonas Beskow, Christopher Peters, Ginevra Castellano, Carol O’Sullivan, Iolanda Leite, and Stefan Kopp, editors, *Intelligent Virtual Agents*, pages 301–314, Cham, 2017. Springer International Publishing.
- [80] Richard JW Vernon, Clare AM Sutherland, Andrew W Young, and Tom Hartley. Modeling first impressions from highly variable facial images. *Proceedings of the National Academy of Sciences*, 111(32):E3353–E3361, 2014.
- [81] R. Abdulrahman, R. Alsaedi, and M. AlSobeihy. Automated student-to-major allocation based on personality prediction. In *2018 1st International Conference on Computer Applications Information Security (ICCAIS)*, pages 1–6, April 2018.
- [82] Wen Wu and Li Chen. Implicit acquisition of user personality for augmenting movie recommendations. In Francesco Ricci, Kalina Bontcheva, Owen Conlan, and Séamus Lawless, editors, *User Modeling, Adaptation and Personalization*, pages 302–314, Cham, 2015. Springer International Publishing.
- [83] James W Pennebaker and Laura A King. Linguistic styles: Language use as an individual difference. *Journal of personality and social psychology*, 77(6):1296, 1999.
- [84] Christopher Manning, Prabhakar Raghavan, and Hinrich Schu‘tze. Introduction to information retrieval. *Natural Language Engineering*, 16(1):100–103, 2010.
- [85] Tom Gruber. *Ontology*, pages 1963–1965. Springer US, Boston, MA, 2009.
- [86] Christiane Fellbaum. Wordnet and wordnets. pages 665–670, 2005.
- [87] Tal Yarkoni. Personality in 100,000 words: A large-scale analysis of personality and word use among bloggers. *Journal of Research in Personality*, 44(3):363 – 373, 2010.

- [88] Thomas K Landauer, Peter W. Foltz, and Darrell Laham. An introduction to latent semantic analysis. *Discourse Processes*, 25(2-3):259–284, 1998.
- [89] T.K. Landauer, D.S. McNamara, S. Dennis, and W. Kintsch. *Handbook of Latent Semantic Analysis*. Taylor & Francis, 2013.
- [90] Jan N. van Rijn, Geoffrey Holmes, Bernhard Pfahringer, and Joaquin Vanschoren. The online performance estimation framework: heterogeneous ensemble learning for data streams. *Machine Learning*, 107(1):149–176, Jan 2018.
- [91] Leo Breiman. Bagging predictors. *Machine learning*, 24(2):123–140, 1996.
- [92] Yoav Freund and Robert E Schapire. A decision-theoretic generalization of on-line learning and an application to boosting. *Journal of Computer and System Sciences*, 55(1):119 – 139, 1997.
- [93] David H. Wolpert. Stacked generalization. *Neural Networks*, 5(2):241 – 259, 1992.
- [94] Khalida Douibi, Nesma Settouti, and Mohammed El Amine Chikh. The homogeneous ensemble methods for mlknn algorithm. In *Proceedings of the International Conference on Compute and Data Analysis, ICCDA '17*, page 197–201, New York, NY, USA, 2017. Association for Computing Machinery.
- [95] Seokho Kang, Sungzoon Cho, and Pilsung Kang. Multi-class classification via heterogeneous ensemble of one-class classifiers. *Engineering Applications of Artificial Intelligence*, 43:35 – 43, 2015.
- [96] Jan N van Rijn, Geoffrey Holmes, Bernhard Pfahringer, and Joaquin Vanschoren. The online performance estimation framework: heterogeneous ensemble learning for data streams. *Machine Learning*, 107(1):149–176, 2018.
- [97] Zichao Yang, Diyi Yang, Chris Dyer, Xiaodong He, Alex Smola, and Eduard Hovy. Hierarchical attention networks for document classification. In *Proceedings of the 2016 Conference of the North American Chapter of the Association for Computational Linguistics: Human Language Technologies*, pages 1480–1489, San Diego, California, June 2016. Association for Computational Linguistics.
- [98] Yelong Shen, Xiaodong He, Jianfeng Gao, Li Deng, and Grégoire Mesnil. A latent semantic model with convolutional-pooling structure for information retrieval. In *Proceedings of the 23rd ACM International Conference on Conference on Information and Knowledge Management, CIKM '14*, page 101–110, New York, NY, USA, 2014. Association for Computing Machinery.
- [99] David J Hughes, Tom Booth, and Paul Irwing. *The Wiley Handbook of Psychometric Testing: A Multidisciplinary Reference on Survey, Scale and Test Development*. Wiley-Blackwell, 2018.