

Dynamic social learning under graph constraints

Konstantin Avrachenkov
INRIA Sophia Antipolis,
2004 Route des Lucioles,
k.avrachenkov@inria.fr

Vivek S. Borkar
Dept. of Electrical Eng.
IIT-Bombay
borkar.vs@gmail.com

Sharayu Moharir
Dept. of Electrical Eng.
IIT-Bombay
sharayu.moharir@gmail.com

Suhail Mohmad Shah
Dept. of Electrical Eng.
IIT-Bombay
suhailshah2005@gmail.com

Abstract—We argue that graph-constrained dynamic choice with reinforcement can be viewed as a scaled version of a special instance of replicator dynamics. The latter also arises as the limiting differential equation for the empirical measures of a vertex reinforced random walk on a directed graph. We use this equivalence to show that for a class of positively α -homogeneous rewards, $\alpha > 0$, the asymptotic outcome concentrates around the optimum in a certain limiting sense when ‘annealed’ by letting $\alpha \uparrow \infty$ slowly. We also discuss connections with classical simulated annealing.

Index Terms—dynamic choice with reinforcement; vertex reinforced random walk; replicator dynamics; stochastically stable equilibria; annealed dynamics

I. INTRODUCTION

Dynamic choice models, wherein the subsequent choice of one among finitely many alternatives depends upon the relative frequency with which it has been selected in past, have found many applications. This is so particularly in the scenario when the higher the frequency, the higher the probability of its being chosen again. This is the so called positive reinforcement or, in economic parlance, ‘positive externalities’ paradigm. It has been used for modelling herding behavior [9], evolution of conventions [31], ‘increasing returns’ economics [2], etc. Similar dynamics also arise in other disciplines, e.g., population algorithms for optimization [8] and more recently, for service requests in web based platforms for search, e-commerce, etc. [24]. They can also be used to model crowdsourced rating systems that call upon the so called ‘wisdom of crowds’ [27]. One common caveat in all these is what is already the concern of the aforementioned models of herding and increasing returns economics, viz., the risk of some initial randomness leading to the process getting eventually trapped in an undesirable or suboptimal equilibrium behavior. Interestingly, optimization schemes such as Ant Colony Optimization leverage the initial bias that builds up in favor of the optimal in order to find the optimum with high probability, but only in the ‘large number of agents’ limit [8]. In this work we present a different take on this issue. Firstly, we introduce what we call a graph-constrained framework, wherein the choice at any instant is restricted by the choice during the previous instant. This is a realistic scenario in many cases and reduces to the aforementioned case when the constraint graph is completely connected.

For instance, consider buyers buying a product on an e-commerce portal. They will be influenced by both the average rating (assumed stable) and the number of people who bought

the product, as reflected in the number of reviews. In this application the graph constraints come from suggestions from e-commerce portal for purchase of items from same or related categories.

Another possible application is consider the task of locating an object in a large image using crowdsourced agents. Typically, the image is split into multiple sub-images and each agent is asked to examine a few sub-images for the desired object. Since the image is large, it is desirable to determine which sub-image to examine next based on partial information of the current state. One way to do this is to constrain the next sub-image to be one of the neighbours of the sub-image examined most recently, chosen randomly according to a probability distribution based on the current information about these sub-images. See, e.g., [11] for one potential real application.

As yet another motivating example, a graphical constraint may also arise in a scenario where a mobile sensing unit covers an area repeatedly. It could be, e.g., a swarm of UAVs for surveillance. It has to plan its trajectory according to certain objectives which prioritize dynamically the preferred regions or ‘hot spots’. The movement, however, can only be to neighboring positions. If there is no central coordinator, then one is faced with the kind of problem we have.

We show that by suitably tuning the choice probabilities, the asymptotic profile can be made to concentrate on the optimal behavior. This is in analogy with *stochastically stable* equilibria in the sense of [12], [31], [32]. The tuning scheme increases the concentration of probability on the current front runner in the spirit of simulated annealing [15] and corresponds to the natural phenomenon whereby the agents’ confidence in their choices increases with increasing adoption thereof by their peers.

It is worth mentioning that the dynamics in question is closely related to similar dynamics arising in entirely disparate domains. In particular, we shall state and exploit for our analysis its connection with vertex reinforced random walks [5] and the celebrated replicator dynamics of evolutionary biology [16], [22], which in turn is a continuous time analog of the famous *multiplicative weights* algorithm of computer science, as pointed out in [17].

We describe our model in the next section and establish its connection with the vertex reinforced random walk and replicator dynamics in section 3, where we establish the stochastic stability of the optimal choice in the spirit of [31], [32]. This extends the framework of the latter works, which is in the context of perturbed classical Markov chains (see

[4] and references therein on perturbed Markov chains), to perturbed vertex reinforced random walks [5], [6]. In section 4 we analyze the ‘annealed’ counterpart of this scheme which leads to the desired result. Section 5 analyzes the case of noisily observed rewards. Section 6 discusses connections and comparison with classical simulated annealing and related issues. Section 7 specializes the problem to the complete graph where we can say more, in particular we point out the analogy with ant colony optimization.

We close this section with brief comparisons with some related works in a different area, viz., multiarmed bandits, in order to highlight the differences. In [24], a related albeit different model is considered and it is observed that the process may get locked into suboptimal equilibria. The remedy they propose is to randomize the rewards for a fixed time window in a clever manner (what they call a ‘balanced’ exploration) before the aforementioned dynamic choice process takes over. We eschew any such modification and instead take recourse to stochastically stable behavior which is indeed optimal in the annealed limit. This result is of a distinct flavor compared to [24]. Also, our techniques are different. In [10], which is methodologically closer to our work, a full fledged game problem is considered wherein many agents are concurrently exercising their choices with their payoffs depending on others’ choices as well. Their focus is on ϵ -Nash equilibria and not on optimal behavior as in our (non-game theoretic) work. While the core technique, viz., use of the multiplicative weight rule, is common between this work and [10], they use a different choice thereof compared to our work. Graphical constraints analogous to ours are used in [23] in a bandit framework, but they are motivated by how communication among agents can be factored into the analysis.

We draw upon the framework of [5] substantially. (See [6] for some extensions.) The key contributions of *ibid.* are the analysis of a general vertex reinforced random walk using the tools of the ‘o.d.e.’ approach to stochastic approximation, in order to derive very broad results about their asymptotic behavior, and then narrow these down to concrete examples with linear reinforcement to obtain stronger claims. Our model is pitched in between - it is a nonlinear model, but a very specific one motivated by the particular problem we are considering, and allows for more specific claims to be established. The use of stochastic stability and annealing ideas in this context is another novelty of this work.

II. PROBLEM FORMULATION

As a backdrop and in order to motivate the general setting, we first introduce the simpler setting in which an agent is unrestricted in his choice, followed by the more general setting in which some graphical constraints are imposed.

Unconstrained setting : Consider a stream of agents arriving one at a time and choosing one of $M > 1$ distinct objects, with the $(n+1)$ -st agent picking the j th object with conditional probability (conditioned on past history) $p_j(n)$, which we shall soon specify. Let $\xi(n) = i$ if the n th agent picks object i . Let $S_i(n) :=$ the number of times object i was picked till time

n and $x_i(n) := \frac{S_i(n)}{n}$, $n \geq 1$, its relative frequency. Then a simple calculation leads to the recursion

$$x_i(n+1) = x_i(n) + \frac{1}{n+1} (\mathbb{I}\{\xi(n+1) = i\} - x_i(n)), \quad n \geq 0. \quad (1)$$

Here $\mathbb{I}\{\dots\}$ is the ‘indicator function’ which is 1 if its argument is true and 0 otherwise. For specificity, we arbitrarily set $x_i(0) = \frac{1}{M} \forall i$, suggestive of a uniform prior. This will not affect our conclusions. Throughout, we use the convention $\frac{0}{0} = 0$. The vector $x(n) := [x_1(n), \dots, x_M(n)]^T$ takes values in the simplex of probability vectors,

$$\mathcal{S}_M := \{x = [x_1, \dots, x_M]^T : x_i \geq 0 \forall i, \sum_j x_j = 1\}.$$

Let $\mathcal{F}_n :=$ the σ -field $\sigma(\xi(m), m \leq n)$. Then by definition,

$$P(\xi(n+1) = j | \mathcal{F}_n) = p_j(n).$$

In this paper, we assume the ‘positive externality’ to be captured by a function of the form

$$f_j^\alpha : x_j \in [0, 1] \mapsto f_j^\alpha(x) = (\mu_j x_j)^\alpha$$

for some $\mu_j > 0$, $1 \leq j \leq M$, with a fixed $\alpha > 0$ independent of j . Then each f_j^α is a locally Lipschitz function in $\text{int}(\mathcal{S}_M)$, strictly increasing in x_j and satisfying *positive α -homogeneity*: $f_j^\alpha(ax_j) = a^\alpha f_j^\alpha(x_j)$ for $a \geq 0$. At time n , the choice of i fetches a reward of $f_i^\alpha(x(n))$. The monotone increase of f_j^α captures the positive externality. Homogeneity property renders the choice probabilities we define below scale-independent. For this setting, the positive reinforcement is modelled as:

$$p_j(n) := \tilde{p}_{ij}^\alpha(x(n)),$$

where

$$\tilde{p}_{ij}^\alpha(x) := \frac{f_j^\alpha(x)}{\sum_{k=1}^M f_k^\alpha(x)}.$$

The reason for two indices i and j in the definition of $\tilde{p}_{ij}^\alpha(x)$ will be clear in the following more general setting.

Graph-constrained setting : We now consider a more complex situation where the choice in the $(n+1)$ st time slot is constrained by the choice made in the n th slot. This can happen, e.g., when given present choice, only some selected ‘nearby’ choices are offered or preferred. We model this as follows. Consider a directed graph $\mathcal{G} = (\mathcal{V}, \mathcal{E})$ where \mathcal{V}, \mathcal{E} are resp., its node and edge sets, with $|\mathcal{V}| = M$. We assume that \mathcal{G} is irreducible, i.e., there is a directed path from any node to any other node. (More general situations can be analyzed by considering each irreducible component separately.) For $i \in \mathcal{V}$, let $\mathcal{N}(i) := \{j \in \mathcal{V} : (i, j) \in \mathcal{E}\}$ denote the set of successors of i in \mathcal{G} , with the understanding that if i is chosen at any instant n , the next choice must come from $\mathcal{N}(i)$. We assume the following:

(A1) For each i , $i \in \mathcal{N}(i)$, allowing the agent to not change her choice. This amounts to a self-loop at each node, i.e., $(i, i) \in \mathcal{E} \forall i \in \mathcal{V}$. We also assume that the neighborhood structure is bidirectional, i.e., $i \in \mathcal{N}(j)$ if and only if $j \in \mathcal{N}(i)$.

This setting is a generalization of the previous one, in the sense that one can recover the latter by assuming \mathcal{G} to be the complete graph.

As before, let $\{\xi(n)\}$ denote the n 'th realization of this stochastic process (i.e., the index of the selected vertex at time n). Just as before, let $S_i(n)$ denote the total number of visits to vertex i by time n , so that

$$S_i(n) = \sum_{m=1}^n \mathbb{I}\{\xi(m) = i\}.$$

Then vector process $x(n) \in \mathcal{S}_M$, whose i 'th component $x_i(n) := \frac{S_i(n)}{n}$ as above, satisfies (1) with

$$\mathbb{P}(\xi(n+1) = j | \mathcal{F}_n) = p_{\xi(n)j}^\alpha(x(n)) \quad (2)$$

for

$$p_{ij}^\alpha(x) := \mathbb{I}\{j \in \mathcal{N}(i)\} \frac{f_j^\alpha(x)}{\sum_{k \in \mathcal{N}(i)} f_k^\alpha(x)}. \quad (3)$$

(Recall that $\frac{0}{0} = 0$ by convention.) The two limiting cases are worth note. As $\alpha \downarrow 0$, the process approaches a simple random walk on graph that picks a neighbor with equal probability. At the other extreme, as $\alpha \uparrow \infty$, the process at i will pick the $j \in \mathcal{N}(i)$ for which $\mu_j x_j^\alpha = \max_{k \in \mathcal{N}(i)} \mu_k x_k$.

This model requires the agents to know the products $\{\mu_i x_i(n)\}$ at time n . In practice, only an estimate will be available. We ignore this technicality for the time being and remark on it later in this work.

III. CONVERGENCE ANALYSIS

The stochastic matrix $[[p_{ij}^\alpha(x)]]_{i,j \in \mathcal{V}}$ above is parametrized by the probability vector $x \in \mathcal{S}_M$. For fixed x , let $\pi^\alpha(x)$ denote its stationary distribution, whose existence and uniqueness is ensured for each fixed $x \in \text{int}(\mathcal{S}_M)$ by our irreducibility assumption for \mathcal{G} . A direct calculation shows that

$$\tilde{\pi}_i^\alpha(x) := \frac{f_i^\alpha(x) \sum_{k \in \mathcal{N}(i)} f_k^\alpha(x)}{\sum_{\ell} (f_\ell^\alpha(x) \sum_{k \in \mathcal{N}(\ell)} f_k^\alpha(x))}, \quad i \in \mathcal{V},$$

satisfies the local balance condition

$$\tilde{\pi}_i^\alpha(x) p_{ij}^\alpha(x) = \tilde{\pi}_j^\alpha(x) p_{ji}^\alpha(x),$$

because both sides equal

$$\frac{f_i^\alpha(x) f_j^\alpha(x) \mathbb{I}\{j \in \mathcal{N}(i)\}}{\sum_{\ell} (f_\ell^\alpha(x) \sum_{k \in \mathcal{N}(\ell)} f_k^\alpha(x))}$$

where $\mathbb{I}\{j \in \mathcal{N}(i)\} = \mathbb{I}\{i \in \mathcal{N}(j)\}$. So $\pi^\alpha(x) = \tilde{\pi}^\alpha(x)$.

By the standard analysis of stochastic approximation with Markov noise ([7], Chapter 6), the sequence $\{x(n)\}$ will almost surely track the asymptotic behavior of the o.d.e.

$$\dot{x}(t) = \pi^\alpha(x(t)) - x(t), \quad (4)$$

i.e.,

$$\dot{x}_i(t) = \frac{\Phi_i^\alpha(x(t))}{\sum_k \Phi_k^\alpha(x(t))} - x_i(t), \quad (5)$$

for $1 \leq i \leq M$, where

$$\Phi_i^\alpha(x) := f_i^\alpha(x) \sum_{j \in \mathcal{N}(i)} f_j^\alpha(x).$$

Let $\varphi_i^\alpha(x) := \frac{\Phi_i^\alpha(x)}{x_i}$. Then (5) becomes

$$\dot{x}_i(t) = \frac{x_i(t) \varphi_i^\alpha(x(t))}{\sum_k x_k(t) \varphi_k^\alpha(x(t))} - x_i(t). \quad (6)$$

Lemma III.1. *The o.d.e. (6) has the same trajectories and the same asymptotic behavior as the o.d.e.*

$$\dot{z}_i(t) = z_i(t) \left(\varphi_i^\alpha(z(t)) - \sum_j z_j(t) \varphi_j^\alpha(z(t)) \right). \quad (7)$$

Proof. Since the right hand side of (7) is locally Lipschitz in the interior of \mathcal{S}_M , (7) has a unique solution when $z(0) \in \text{int}(\mathcal{S}_M)$. Note that (7) is obtained from (6) simply by multiplying the right hand side of (6) by the positive scalar valued function $q(t) := \sum_k x_k(t) \varphi_k^\alpha(x(t))$, which is bounded and bounded away from zero uniformly in t . This amounts to a pure time scaling $t \mapsto \tau(t)$ where $\tau(\cdot)$ is specified by the well-posed differential equation $\dot{\tau}(t) = q(\tau(t))$. Then $z(t) := x(\tau(t))$. (This is the same device as what is used in [5], p. 368.) In particular, $\tau(t) \uparrow \infty$ as $t \uparrow \infty$, so that the entire trajectory is covered. Furthermore, for suitable $\infty > c_2 > c_1 > 0$, $c_1 t \leq \tau(t) \leq c_2 t$, whence the traversal of the (identical) trajectory is at a comparable speed in both. The claim follows. \square

The dynamics (7) is a special case of *replicator dynamics* of evolutionary biology [16], [22] (as is equation (3) of [5], p. 368, in a similar context). Note also that an equilibrium z^* of (7) must satisfy

$$z_i^* > 0 \implies \varphi_i^\alpha(z^*) = \sum_j z_j^* \varphi_j^\alpha(z^*). \quad (8)$$

In particular, $\varphi_i^\alpha(z^*) \equiv \text{a constant for } i \in \text{the support of } z^*$.

Let $A :=$ the adjacency matrix of \mathcal{G} , which is symmetric under our hypotheses. Then for $x = [x_1, \dots, x_M] \in \mathcal{S}_M$,

$$\varphi_i^\alpha(x) = \frac{\partial}{\partial x_i} \Psi^\alpha(x) \text{ for } \Psi^\alpha(x) := \frac{1}{2\alpha} \sum_{i,j} a_{ij} f_i^\alpha(x) f_j^\alpha(x).$$

Thus (7) corresponds to the replicator dynamics for a potential game with potential Ψ^α . Local maxima of the potential correspond to pure Nash equilibria for the corresponding potential game [21]. For potential games in the context of evolutionary games, see, e.g., [22].

In what follows, by *local maximum* of a function we mean a point in its domain such that the function value there is the maximum in some neighborhood thereof, not the function value itself. We make the following assumptions. The first is generically true (i.e., true for almost all parameter values, compare with, e.g., [18], Chapter 2.).

(A2) The local maxima of Ψ^α are isolated.

Later on we see that (A2) is redundant for α sufficiently large (see Lemma IV.1 below).

(A3) (*Avoidance of traps*) For fixed α , the iterates avoid the unstable equilibria of (4) a.s.

We shall comment on this assumption following the statement and proof of our main result, Theorem IV.2.

Theorem III.2. *For each $\alpha > 0$, the local maxima of $\Psi^\alpha : \mathcal{S}_M \mapsto \mathbb{R}$ are stable equilibria of (6) or (7) and the trajectories of (1) converge to the set thereof, a.s.*

Proof. Since (6) and (7) are obtained from each other by a time scaling $t \mapsto \tau(t)$ that satisfies $\tau(t) = \Theta(t)$, it suffices to consider only (7). We have

$$\frac{d}{dt} \Psi^\alpha(z(t)) = \sum_i z_i(t) \left(\varphi_i^\alpha(z(t)) - \sum_j z_j(t) \varphi_j^\alpha(z(t)) \right)^2 \geq 0. \quad (9)$$

Thus $-\Psi$ serves as a Liapunov function for (7), implying that it converges to the set of local maxima of Ψ^α in \mathcal{S}_M . These correspond to the stable equilibria. The unstable equilibria are ruled out in view of (A3). \square

One can say more:

Theorem III.3. *The probability of convergence of $\{x(n)\}$ in (1) to any local maximum of Ψ^α in \mathcal{S}_M is strictly positive.*

This is a special case of Theorem 6.3 of [5]. We have

$$\Psi^\alpha(\pi) = \frac{1}{2\alpha} \sum_{i,j} (\mu_i \mu_j)^\alpha a_{ij} \pi_i^\alpha \pi_j^\alpha.$$

Corollary III.4. *The local maxima are of the form $\pi(i) = z(i)^{\frac{1}{\alpha}}$ where z is a local maximum of the quadratic form $\sum_{i,j} x_i x_j (\mu_i \mu_j)^\alpha a_{ij}$ over the set*

$$B^\alpha := \{x : x(i) \geq 0 \ \forall i, \ \sum_i x(i)^{\frac{1}{\alpha}} = 1\}.$$

In the next section, we refine these results by adding an annealing scheme.

IV. ‘ANNEALED’ DYNAMICS

We take a cue from simulated annealing [15] and consider the asymptotics as $\alpha \uparrow \infty$, corresponding to the ‘temperature’ $T := 1/\alpha \downarrow 0$, slowly. A behavioral interpretation is that the agents exhibit a herd behavior, weighing in public opinion more and more with time.

We first analyze the optimization problem described in the ‘Remark’ following Theorem III.2 as $\alpha \uparrow \infty$. For this purpose, it is convenient to drop the factor $\frac{1}{2\alpha}$ in the definition of Ψ^α , because it simplifies the analysis of $\alpha \uparrow \infty$ asymptotics. Note that this does not affect the (location of) local maxima and the relative magnitudes of the function values there, which will be our concern here. Also note that the set of limit points of B^α as $\alpha \uparrow \infty$ is given by (see Fig. 1)

$$\begin{aligned} B^\infty &:= \bigcap_{\alpha > 0} \overline{(\cup_{\alpha' > \alpha} B^{\alpha'})} \\ &= \{e_i, 1 \leq i \leq M\}, \end{aligned}$$

where $e_i, 1 \leq i \leq M$, denote the unit vectors in coordinate directions. Let

$$D := \{i \in \mathcal{V} : \mu_i = \max_j \mu_j\} \quad (10)$$

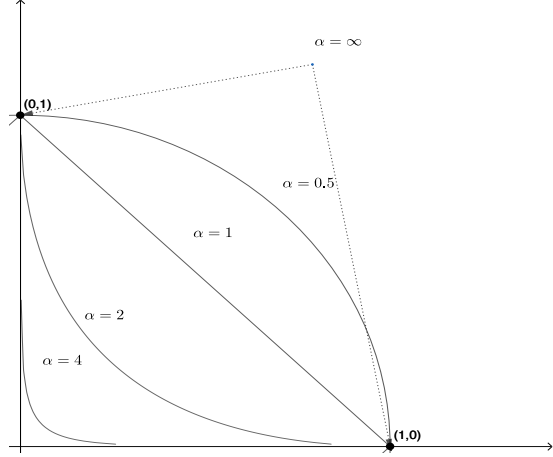


Fig. 1: An illustration of the collapse of sets B^α to B^∞ .

and $\Pi^\alpha := \{\pi \in \mathcal{S}_M : \pi \text{ is a stationary distribution under parameter } \alpha\}, \alpha > 0$.

Lemma IV.1. *If $\alpha_n \uparrow \infty$ and $\pi_n \in \Pi^{\alpha_n}$ with $\pi_n \rightarrow \pi^*$, then $\pi^* = e_i$ (i.e., $\pi^*(i) = 1$) for some i .*

Proof. Without loss of generality, assume that $\max_i \mu_i = 1$. For α sufficiently large, it follows from the geometry of B^α that $x \in B^\alpha$ satisfy

$$\begin{aligned} &\sum_{i,j} (\mu_i \mu_j)^\alpha a_{ij} x(i) x(j) \\ &= \sum_i \mu_i^{2\alpha} x(i)^2 + O\left(\frac{(\max_k \mu_k)^{2\alpha}}{\alpha}\right) \\ &= \sum_i \mu_i^{2\alpha} x(i)^2 + O\left(\frac{1}{\alpha}\right). \end{aligned}$$

That is, the cross terms are $O(\frac{1}{\alpha})$ smaller than the maximum term in the displayed summation. Therefore for sufficiently large n , π_n , being a local maximum of this quadratic form over B^α , must be within $O(\frac{1}{\alpha})$ of one of the unit coordinate vectors $\{e_i\}$, i.e., must concentrate on some i in the $\alpha \uparrow \infty$ limit. The claim follows. \square

Recall that π^α is a (not necessarily unique) solution to the fixed point equation

$$\pi^\alpha(i) := \frac{f_i^\alpha(\pi^\alpha) \sum_{k \in \mathcal{N}(i)} f_k^\alpha(\pi^\alpha)}{\sum_\ell (f_\ell^\alpha(\pi^\alpha) \sum_{k \in \mathcal{N}(\ell)} f_k^\alpha(\pi^\alpha))}. \quad (11)$$

Consider slowly decreasing $T := 1/\alpha$ according to the iteration

$$T(n+1) = (1 - b(n))T(n), \quad n \geq 0, \quad (12)$$

where $1 > b(n) \downarrow 0$ are stepsizes satisfying

$$\sum_n b(n) = \infty, \quad nb(n) \xrightarrow{n \uparrow \infty} 0. \quad (13)$$

We do not separately impose the condition $\sum_n b(n)^2 < \infty$ as in classical stochastic approximation, it follows automatically from the second requirement in (13). We assume that $x(0) \in \text{int}(\mathcal{S}_M)$, e.g., the uniform distribution. This is not a

restriction, since $x(n) \in \text{int}(\mathcal{S}_M)$ from some n on when all possible choices have been made at least once and the above requirement can be ensured simply by counting time from then on. Our main result is the following.

Theorem IV.2. $\sum_{i \in D} x_i(n) \rightarrow 1$ in probability.

Proof The second condition in (13) renders the pair (1), (12) a two time scale stochastic approximation. The theory of [7], section 6.1 now applies, despite some differences which we shall highlight in remarks that follow. Thus we first ‘freeze’ the slow component $T(n) \approx T$ and analyze the fast iterate (1). By the theory of stochastic approximation with Markov noise (see [7], Chapter 6), it tracks the o.d.e. (4), a time-scaled version of (7) as observed earlier. Thus it converges to the set $D^{1/T} := \{\pi : \pi \text{ is a fixed point of (11) for } \alpha = \frac{1}{T}\}$. Since T is not constant but slowly varying, what this implies is that the fast iterates track $\pi^{1/T(n)}$ as $n \uparrow \infty$, in particular converge to the limit set thereof. We shall show that as $T = T(n) \downarrow 0$, they will converge to the set D defined above. Consider subsequences $\tilde{T}(n) \downarrow 0$ such that

$$\tilde{\pi}_n := \pi^\alpha \Big|_{\alpha=1/\tilde{T}(n)} \rightarrow \pi^*$$

for some $\pi^* \in \mathcal{S}_M$ with support S^* . Rewrite the expression for $\tilde{\pi}_n$ from (11) as

$$\begin{aligned} \tilde{\pi}_n(i) &= \frac{\sum_{j \in \mathcal{N}(i)} [\mu_i \mu_j \tilde{\pi}_n(i) \tilde{\pi}_n(j)]^{1/\tilde{T}(n)}}{\sum_{i'} \sum_{j \in \mathcal{N}(i')} [\mu_{i'} \mu_j \tilde{\pi}_n(i') \tilde{\pi}_n(j)]^{1/\tilde{T}(n)}} \\ &= \frac{\sum_{j \in \mathcal{N}(i)} [\mu_i \mu_j \tilde{\pi}_n(i) \tilde{\pi}_n(j)]^{1/\tilde{T}(n)}}{\max_{k, l \in \mathcal{N}(k)} [\mu_k \mu_l \tilde{\pi}_n(k) \tilde{\pi}_n(l)]^{1/\tilde{T}(n)}} \\ &= \frac{\sum_{j \in \mathcal{N}(i)} [\mu_i \mu_j \tilde{\pi}_n(i) \tilde{\pi}_n(j)]^{1/\tilde{T}(n)}}{\sum_{i'} \frac{\sum_{j \in \mathcal{N}(i')} [\mu_{i'} \mu_j \tilde{\pi}_n(i') \tilde{\pi}_n(j)]^{1/\tilde{T}(n)}}{\max_{k, l \in \mathcal{N}(k)} [\mu_k \mu_l \tilde{\pi}_n(k) \tilde{\pi}_n(l)]^{1/\tilde{T}(n)}}}. \end{aligned}$$

As $T(n) \downarrow 0$, this concentrates on the $(i, j) \in \mathcal{E}$ for which

$$\begin{aligned} \mu_i \pi^*(i) \sum_{j \in \mathcal{N}(i) \cap S^*} \mu_j \pi^*(j) \\ = \max_k \left(\mu_k \pi^*(k) \sum_{\ell \in \mathcal{N}(k) \cap S^*} \mu_\ell \pi^*(\ell) \right). \end{aligned}$$

Combined with Lemma IV.1, this implies that the measure will concentrate on the i such that

$$\mu(i)^2 = \max_j \mu(j)^2,$$

i.e., on D . It is also clear that the limiting measure will be uniform on D . \square

Remark : We now elaborate upon the application of the ‘two time scale’ argument sketched above. In [7], Chapter 6, the fast variable enters the dynamics of the slow variable and vice versa. Further, it is assumed that for a fixed value of the slow variable $y(t) \equiv y$ (say), the trajectory of the fast variable $x(t)$ converges to a unique asymptotically stable equilibrium $\lambda(y)$ where $\lambda(\cdot)$ is Lipschitz. Two key differences in the present scenario are that: for a fixed value of the slow variable $T_n \equiv T$, the fast variable $x(t)$ converges to one of possibly nonunique but finitely many (cf. (A2)) locally asymptotically

stable equilibria, a.s. On the other hand, the evolution of the slow variable is not affected by the fast variable, i.e., the coupling is one way. Thanks to this and the fact that the aforementioned convergence argument of [7] is pathwise, a.s., we can look at the *set* of all possible equilibria of the fast dynamics with the slow dynamics frozen, and consider their limit points as $T \downarrow 0$. This is precisely what we have characterized. Alternatively, one could have treated this as a special case of the highly sophisticated results of [30] for two time scale stochastic approximation where on both time scales one has a differential inclusion limit rather than a differential equation limit (see Theorem 5.9 of *ibid.*).

We now discuss (A3). Various avoidance of traps results (i.e., a.s. avoidance of unstable equilibria of the limiting o.d.e. by the stochastic approximation iterates) are available in literature, see, e.g., Chapter 4 of [7] and the references therein. One key requirement is that the noise be rich enough in all directions so that the iterates get pushed away from the stable manifolds of unstable equilibria often enough for the conditional Borel-Cantelli lemma to kick in and ensure that they move away from the unstable equilibria a.s. (See Chapter 4 of [7] for the mathematical details.) In our case, the conditional variance of the noise component itself decreases to zero as $\alpha \uparrow \infty$ precisely because the selection probability of agents concentrates on a single choice asymptotically, so this is not obvious. One way out is to add some small extraneous noise that is slowly decreased to zero as in simulated annealing [15]. One such possibility is to replace (2) by

$$(1 - \varepsilon(n))\mathbb{P}(\xi(n+1) = j | \mathcal{F}_n) + \varepsilon(n)\chi(\xi(n)), \quad (14)$$

where $\chi(i)$ is the uniform distribution on $\mathcal{N}(i)$ and $\varepsilon(n) \in (0, 1)$. That is, at time n the agent picks the next node as per the prescribed rule with probability $1 - \varepsilon(n)$ and performs pure exploration with probability $\varepsilon(n)$. This can be viewed as errors as in, e.g., the ‘trembling hand’ equilibrium in game theory. It can also be interpreted as intentional residual exploration. The parameter $\varepsilon(n)$ can then be decreased to zero very slowly. This is similar in spirit to ε -greedy strategy in reinforcement learning [26]. In our simulations, however, we obtained convergence to the optimum without such modifications with a judicious choice of the cooling schedule (12).

V. THE CASE OF NOISY μ_i 'S

In this section, we consider the case where the exact values of μ_i 's are unknown and we have access to them only through noisy measurements. To be more precise, when one visits the node i , one observes:

$$\hat{\mu}_i(n) = \mu_i + W_i(n)$$

where, $W_i(n)$ is the noise term. We assume this noise to be sub-Gaussian with unit variance. Thus one is trying to maximize the total reward without access to the true (mean) reward at any particular node. This is a more challenging scenario, but one can still recover the earlier results with small concessions. First and foremost, note that what we finally achieved above is ordinal optimization, i.e., pick the best based on relative ranking. This is robust to small perturbations, so we

are already good unless the noise is significant. For such a scenario, we propose alternatives.

Our first scheme is as follows. We keep track of the empirical mean for each i :

$$\begin{aligned} y_i(n+1) &= \left(1 - \frac{1}{S_i(n+1)}\right)y_i(n) + \frac{\hat{\mu}_i(n+1)}{S_i(n+1)}, \\ &\quad \text{if } \xi(n+1) = i, \\ &= y_i(n), \quad \text{otherwise,} \end{aligned} \quad (15)$$

with $y_i(0) := \hat{\mu}_i(0)\mathbb{I}\{\xi(0) = i\}$. With this, we follow the following two step procedure:

- Do an exploration phase where the total visits to each node pass a certain threshold after which we can sufficiently distinguish the means. This can be achieved by, e.g., setting $\alpha = 1$ and allowing the walk to run for a sufficiently long time (see (16) below). (Compare with the ‘balanced exploration’ of [24].)
- After this, we stop updating the empirical means and anneal α as before with the following modification. In our original setting where μ_i ’s were deterministic, we would have $y_i(n) = \mu_i x_i(n)$. Thus we replace $f_i^\alpha(x)$ by $\tilde{f}_i^\alpha(y, x) = (y_i x_i)^\alpha$ in (3) and *ipso facto*, in (14).

Observe that $\tilde{f}_i^\alpha(y, x) = (y_i x_i)^\alpha$ for the present case can be seen to be equivalent to:

$$\tilde{f}_i^\alpha(y_i(n), x_i(n)) = \left(\frac{1}{n} \sum_{j=1}^n \mathbb{I}\{\xi_j = i\} \hat{\mu}_i(j)\right)^\alpha,$$

which uses a single cumulative average of the samples $\{\hat{\mu}_i(n)\}$.

The intuition behind the above procedure can be made more precise as follows. Assume without any loss of generality that $\mu_1 < \mu_2 < \dots < \mu_M$. Also, let $\Delta_{\min} = \min_{1 \leq i < M} (\mu_{i+1} - \mu_i) > 0$ denote the smallest mean difference. Consider the event

$$\begin{aligned} G(n) &:= \left\{ \mu_1 \leq y_1(n) + \frac{\Delta_{\min}}{2} \right\} \cap \\ &\left\{ y_1(n) - \frac{\Delta_{\min}}{2} \leq \mu_1 \leq \mu_2 \leq y_2(n) + \frac{\Delta_{\min}}{2} \right\} \dots \\ &\dots \cap \left\{ y_{M-1}(n) - \frac{\Delta_{\min}}{2} \right. \\ &\quad \left. \leq \mu_{M-1} \leq \mu_M \leq y_M(n) + \frac{\Delta_{\min}}{2} \right\} \dots \\ &\dots \cap \left\{ y_M(n) - \frac{\Delta_{\min}}{2} \leq \mu_M \right\}. \end{aligned}$$

The event $G(n)$ is a ‘good’ event for us in the sense that the empirical mean estimates maintain the correct order relation among themselves. Let T_{exp} denote the end of the exploration phase. Then on the event $G(T_{\text{exp}})$, we have convergence of $x(n)$ to D with high probability (cf. the results of [28]). We next establish a bound on the complement $G^c(n)$ by exploiting the sub-Gaussian nature of $W_i(n)$. Towards this end, we use the Cramer-Chernoff method to bound the tails. For any i , we have

$$\mathbb{P}(|y_i(n) - \mu_i| \geq \frac{\Delta_{\min}}{2}) \leq 2 \exp\left(-\frac{S_i(n)\Delta_{\min}^2}{2}\right) := \delta.$$

Then $\mathbb{P}(G^c(n)) \leq M\delta$. Let $S_{\min} := \min_i S_i(T_{\text{exp}})$. So, we have

$$S_{\min} \geq \frac{1}{\Delta_{\min}^2} \log \frac{2}{\delta} \implies \mathbb{P}(G(T_{\text{exp}})) \geq 1 - M\delta \quad (16)$$

A major disadvantage of this scheme is that we do not have any way of knowing Δ_{\min} or a convenient lower bound on it, and therefore the minimum number of steps required for the exploration phase. To address this, we propose a self-tuning algorithm. Note that

$$y_i(n) := \frac{\sum_{m=0}^n \mathbb{I}\{\xi(m) = i\} \hat{\mu}_i(m)}{\sum_{m=0}^n \mathbb{I}\{\xi(m) = i\}}.$$

Then if

$$S_i(n) \uparrow \infty, \quad (17)$$

the strong law of large numbers yields $y_i(n) \rightarrow \mu_i$ a.s. for all i and our convergence analysis applies. The condition (17), however, is not automatic and we may need to ensure it by adding exploratory noise as in (14). In the notation of (14), we need $\sum_n \varepsilon(n) = \infty$. If this holds, then by the conditional Borel-Cantelli lemma (see, e.g., Lemma 17, p. 49, of [7]),

$$\sum_n \mathbb{I}\{\xi(n+1) = i\} = \infty \iff \sum_n P(\xi(n+1) = i | y(n)) = \infty$$

a.s. But

$$\sum_n P(\xi(n+1) = i | y(n)) \geq \frac{1}{M} \sum_n \varepsilon(n) = \infty$$

a.s., so (17) holds.

This, however, is not sufficient for the claims of section IV to carry through. For the two time scale logic to work, we need the decrease of $T(n)$ to be at a slower rate than the strong law of large numbers above. This translates into the requirement

$$b(n)S_i(n) \rightarrow \infty \quad \forall i, \text{ a.s.} \quad (18)$$

Lemma V.1. *If*

$$b(n) \sum_{m=0}^n \varepsilon(m) \rightarrow \infty, \quad (19)$$

then (18) holds.

Proof. The process $Z_n := \sum_{m=0}^n b(n)(\mathbb{I}\{\xi(m+1) = i\} - P(\xi(m+1) = i | y(m)))$, $n \geq 0$, is a zero mean martingale with increments bounded by $2b(n)$. So its quadratic variation process is $O(\sum_{m=0}^n b(n)^2)$, therefore convergent. Hence $\{Z_n\}$ converges a.s. (Theorem 11, p. 150, [7]). By Kronecker’s lemma,

$$b(n) \sum_{m=0}^n (\mathbb{I}\{\xi(m+1) = i\} - P(\xi(m+1) = i | y(m))) \rightarrow 0$$

a.s. Hence

$$\begin{aligned} \liminf_{n \uparrow \infty} b(n)S_n(i) &= \liminf_{n \uparrow \infty} b(n) \sum_{m=0}^n P(\xi(m+1) = i | y(m)) \\ &\geq \frac{1}{M} \left(b(n) \sum_{m=0}^n a(m) \right) \rightarrow \infty \text{ a.s.} \end{aligned}$$

under (18). So (19) is a sufficient condition for (18) to hold. \square

For $b(n) = \frac{1}{n \log n}$ eventually, this can be ensured, e.g., by $\varepsilon(n) = \frac{\log n}{n}$ whence $\sum_{m=0}^n \varepsilon(n) = O((\log n)^2)$. But

VI. COMPARISON WITH SIMULATED ANNEALING

Since we have cited analogy with the traditional simulated annealing scheme, it is worth discussing the simulated annealing option in the present framework in some detail. By analogy with simulated annealing, we have used a very generic ‘cooling schedule’, i.e., scheme for decreasing $T(n)$ slowly, subject only to (13). This is in contrast with the classical cooling schedule for simulated annealing which has to be $T(n) = \frac{C}{\log n}$ or slower, where the constant C can be precisely characterized [15]. This is so because in classical simulated annealing, the stationary distribution of a Markov chain, parametrized by the temperature parameter, is being tracked as the temperature parameter is slowly decreased to zero. But as the parameter decreases, so does the exponent in the exponential rate of convergence to stationarity (the ‘spectral gap’). This leads to an inverse logarithmic schedule as above. In our case, we are working with a vertex reinforced random walk for which the convergence of empirical distributions to their stationary limit(s) is on the scale of a stochastic approximation algorithm with stepsize schedule $\frac{1}{n+1}$, i.e., the warped time scale $\sum_{m=0}^n \frac{1}{m} \approx \log n$, $n \geq 1$. So by the theory of two time scale stochastic approximation, any cooling schedule that satisfies (13) will work. In fact, for $b(n) = \frac{1}{n \log n}$, the cooling schedule is exactly the same as that of simulated annealing within constant factors. To see this, consider

$$\begin{aligned} T(n) &= \prod_{k=1}^{n-1} \left(1 - \frac{1}{k \log k}\right) T(0) \\ &< \exp \left(- \sum_{k=1}^{n-1} \frac{1}{k \log k} \right) T(0) \\ &< \exp \left(- \log \log n \right) T(0) \\ &= \frac{T(0)}{\log n}. \end{aligned}$$

Thus $T(n) = O\left(\frac{1}{\log n}\right)$. Next we show that $T(n) = \Omega\left(\frac{1}{\log n}\right)$. For this we use the fact for $x \in (0, 1)$,

$$\log \left(\frac{1}{1-x} \right) \leq \frac{x}{1-x} \implies 1-x \geq e^{-\frac{x}{1-x}}.$$

Letting $T(0) = 1$ without loss of generality,

$$\begin{aligned} T(n) &= \prod_{m=1}^n \left(1 - \frac{1}{(m+1) \log(m+1)}\right) \\ &\geq \prod_{m=1}^n e^{-\frac{p_m}{1-p_m}} \text{ for } p_m := \frac{1}{(m+1) \log(m+1)} \\ &= e^{-\sum_{m=1}^n \frac{p_m}{1-p_m}}. \end{aligned}$$

As $p \downarrow 0$, $\frac{p}{1-p} = p(1+o(1))$. Thus

$$T(n) \geq e^{-\sum_{m=1}^n p_m(1+o(1))}.$$

$$\begin{aligned} \sum_{m=1}^n p_m &\leq p_1 + \int_0^n \frac{1}{(1+y) \log(1+y)} dy \\ &\leq \log \log(n+1) - \log \log 2 + \frac{1}{2 \log 2} \\ &= \log \log(n+1) + \frac{3}{2 \log 2}. \end{aligned}$$

Hence

$$\begin{aligned} T(n) &\geq e^{-(1+o(1)) \sum_{m=1}^n p_m} \\ &\geq e^{-(1+\varepsilon(n))(\log \log(n+1) + \frac{3}{2 \log 2})} \\ &\quad \text{where } \varepsilon(n) \xrightarrow{n \uparrow \infty} 0, \\ &= \frac{C}{(\log(n+2))^{1+\varepsilon(n)}} \text{ for } C > e^{-\frac{1}{\log 2}}. \end{aligned}$$

That is, $T(n) = \Theta((\log n)^{-1})$. This is reminiscent of the classical cooling schedule of simulated annealing.

That said, it is also worth considering the possibility of importing classical simulated annealing to the present scenario. Since we have a replicator dynamics (7) corresponding to the potential $-\Psi$, the change of variables $z \mapsto y$ with $z_i = y_i^2$ for $y :=$ the nonnegative square-root of z_i , maps the dynamics (7) on the probability simplex S_M to a gradient ascent on the positive quadrant of the unit sphere

$$S^* := \{y \in \mathbb{R}^M : y_i \geq 0 \ \forall i; \sum_i y_i^2 = 1\},$$

given by

$$\dot{y}(t) = \frac{1}{4} \nabla^* \tilde{\Psi}(y(t)) \quad (20)$$

for $\tilde{\Psi}(y) := \Psi(z)$ for y, z as above [1], [25], where $\nabla^* \tilde{\Psi}(y) := (I - y(t)y(t)^T) \nabla \tilde{\Psi}(y)$ is the projected gradient of $\tilde{\Psi}$ at $y(t)$. It is easy to check that the component of $\nabla \tilde{\Psi}$ normal to the boundary of S^* , vanishes, so $y(\cdot)$ indeed lives in S^* if initiated therein. This suggests adding slowly decreasing extraneous noise to (20) along the lines of classical ‘Langevin algorithm’ [14], the continuous time counterpart of simulated annealing. This leads to the stochastic differential equation on manifold S^* given by

$$dY(t) = \frac{1}{4} \nabla^* \tilde{\Psi}(Y(t)) dt + \eta(t) dW(t) + dL(t), \quad (21)$$

where,

- 1) $W(\cdot)$ is a Brownian motion on S^* given by $dW(t) = (1 - y(t)y(t)^T) \circ dW'(t)$ for a d -dimensional standard Brownian motion $W'(\cdot) = [W'_1(\cdot), \dots, W'_M(\cdot)]^T$, ‘ \circ ’ denoting the Stratonovich integral,
- 2) $\eta(t) = \sqrt{\frac{C}{\log t}}$ is the optimal ‘cooling schedule’ for the Langevin algorithm, and,
- 3) $L(\cdot)$ is the ‘local time at the boundary of S^* that ensures normal reflection on the boundary (see [3] for a more detailed account).

From [19], we know that the law of $Y(t)$ as $t \uparrow \infty$ will concentrate on the global maxima of $\tilde{\Psi}$.

Converting back to a dynamics on \mathcal{S}_M via the transformation $z_i = y_i^2 \forall i$, we get the dynamics [3]

$$dZ_i(t) = Z_i(t) \left(\frac{\partial \Psi}{\partial z_i}(Z(t)) - \sum_j Z_j(t) \frac{\partial \Psi}{\partial z_j}(Z(t)) \right) dt + 2\eta(t) \times \sqrt{Z_i(t)} \left(dW'_i(t) - \sqrt{Z_i(t)} \sum_j \sqrt{Z_j(t)} dW'_j(t) \right). \quad (22)$$

This \mathcal{S}_M -valued stochastic differential equation (along with (21)) has been discussed for $\eta(\cdot) \equiv$ a constant in [3] and in particular, has issues with well-posedness at the boundary. As in *ibid.*, we choose the solution $Z_i(t) = Y_i(t)^2$ for $Y(\cdot) :=$ the unique strong solution of the well-posed equation (21). Recall, however, that (7) was obtained from the original o.d.e. limit (6) via a time scaling. Thus the analog of (6) in the present set-up would be

$$dX_i(t) = \left(\frac{X_i(t) \frac{\partial \Psi}{\partial x_i}(X(t))}{\sum_j X_j(t) \frac{\partial \Psi}{\partial x_j}(X(t))} - X_i(t) \right) dt + 2\eta(t) \sqrt{\frac{X_i(t)}{\sum_j X_j(t) \frac{\partial \Psi}{\partial x_j}(X(t))}} \left(dW'_i(t) - \sqrt{X_i(t)} \sum_j \sqrt{X_j(t)} dW'_j(t) \right).$$

The actual dynamic choice scheme for agents will then be a discretization of this along the lines of [13]. That is, using the simplifying notations from before,

$$x_i(n+1) = x_i(n) + \frac{1}{n+1} (\pi_i^\alpha(x_n) - x_i(n) + M_i(n+1)) + 2\sqrt{\frac{C}{\log \log n}} \sqrt{\frac{x_i(n)}{\sum_j \Phi_j^\alpha(x(n))}} (W'_i(n+1) - \sqrt{x_i(n)} \sum_j \sqrt{x_j(n)} W'_j(n+1)). \quad (23)$$

where $\{W'_i(n)\}$ are i.i.d. $N(0, 1)$ and $\{M_i(n)\}, 1 \leq i \leq M$, are ‘Markov noise’ sequences defined by

$$M_i(n+1) := I\{\mathbb{I}\{\xi(n+1) = i\} - \pi_i^\alpha(x(n))\}.$$

The asymptotic concentration on the optima for $X(\cdot)$ then follows from the corresponding result for $Y(\cdot)$ and that for $\{x_n\}$ follows by suitably adapting the arguments of [13] for the present scenario.

The term $\sqrt{C/\log \log n}$ can be explained as follows. We wish to scale the variance of the driving Brownian motion by $C/\log t$, which leads to our choice of $\eta(t)$. That said, the discretization is with stepsize $1/(n+1)$, which can be interpreted as a discrete time step. Then the algorithmic time scale for the discretized scheme is $\sum_{m=1}^n \frac{1}{m} \approx \log n$. On this time scale, $\sqrt{C/\log t}$ becomes $\sqrt{C/\log \log n}$.

Equation (22) is only one of the several variants of *stochastic* replicator dynamics, see [3] for a discussion about various forms. It has the advantage of convertibility to (21) by a

change of coordinates. More generally, we can at best show convergence to the global minima of the Freidlin-Wentzell potential associated with the particular stochastic replicator dynamics, by the results of [19].

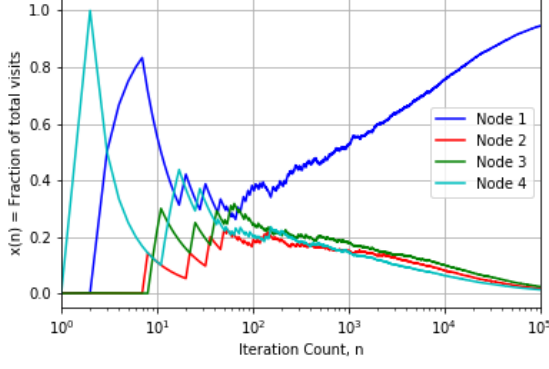
The comparative rate of convergence of our original scheme and simulated annealing, however, can be significantly different. Simulated annealing is notoriously slow. Our algorithm, on the other hand, operates on the time scale of a two time scale stochastic approximation. The central limit theorem for such schemes established in [20] then suggests a convergence rate of $1/\sqrt{n}$. The key difference between the two methodologies is the following. Simulated annealing uses additional extraneous noise on a slower time scale in order to parametrically track the stationary distribution of a Langevin dynamics as the parameter (temperature) is slowly decreased to zero. The measurement noise (the ‘Markov noise’ implicit in (1), see Chapter 6 of [7]) is on a faster time scale and does not affect this (see, e.g., [13]). The mean drift, i.e., the gradient, is not tampered with. Intuitively, the additional noise pushes the process away from local maxima other than the global maxima often enough so that (through the ‘Borel-Cantelli lemma’) the process converges to the global maximum in probability. (This intuition is beautifully brought out in [15].) Our scheme has only the measurement noise, no extraneous noise is added. Instead we continuously morph the landscape (graph) of the function being optimized, thus directly changing the mean drift of our dynamics. The precise difference this makes needs to be quantified rigorously. We leave this as a problem for future. It is also to be noted that (14) cannot be morphed into a classical annealing scheme, because this $\varepsilon(n)$ -perturbation of transition probabilities gets further multiplied by $\frac{1}{n+1}$ and to match with simulated annealing cooling schedule of $\sqrt{\frac{C}{\log \log n}}$ thereafter, we need $\varepsilon(n) = (n+1)\sqrt{\frac{C}{\log \log n}} \uparrow \infty$. Thus while (14) is good enough for avoidance of unstable equilibria, it is no help in avoiding suboptimal stable equilibria.

Another related issue is metastability. Typically a Langevin dynamics will spend a large time in subregions of its state space such that transitions across them are relatively rare compared to transitions within them. This seriously impacts the rate of convergence to stationarity of the time-homogeneous Langevin equation and *ipso facto*, the rate of convergence of the corresponding time-inhomogeneous annealing algorithm to the set of global maxima. The same is also true for our scheme. This phenomenon, along with the associated notions of metastability and quasi-stationarity, need to be analyzed further. See [3] for some work in this direction for (22) with $\eta(t) \equiv$ a constant.

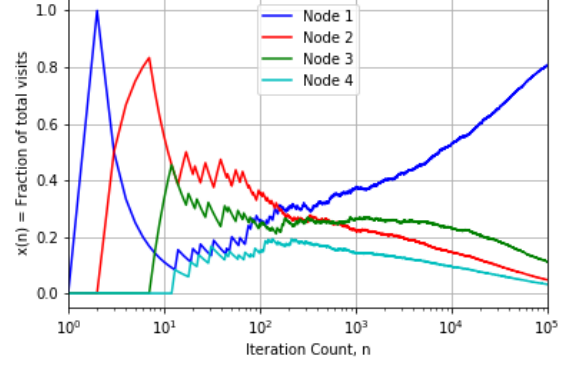
VII. REVISITING THE UNCONSTRAINED CASE

Having established a number of results and insights for the general, graph-constrained case, let us revisit the unconstrained case where several general results can be made more explicit.

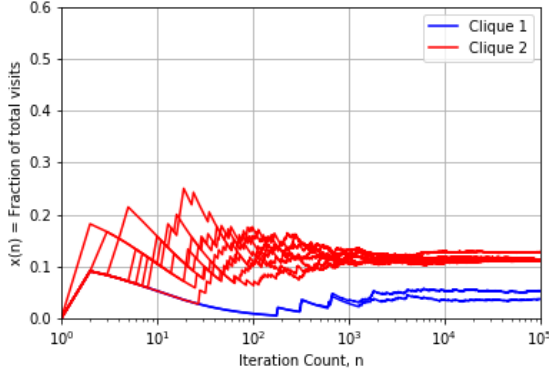
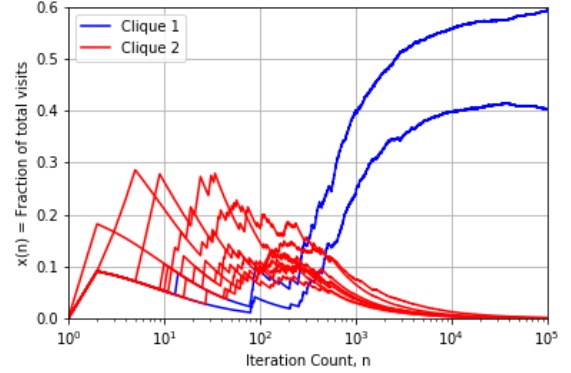
Recall that the ‘unconstrained’ case can be viewed as the ‘graph-constrained’ case with the complete graph, i.e., $a_{ij} = 1 \forall i, j$. Then $\Psi^\alpha(x) = (\sum_i f_i^\alpha(x))^2$, which is convex for $\alpha \geq 1$. Unfortunately this does not buy us stronger results for



(a) Linear Topology



(b) Star Topology

Fig. 2: Fraction of total Visits, $x(n)$ Vs. Iteration Count for Linear and Star Topology.(a) Initialize in clique-2, α fixed.(b) Initialize in clique-2, $\alpha \rightarrow \infty$.Fig. 3: Fraction of total Visits, $x(n)$ Vs. Iteration Count for the two clique experiment

the $\alpha \uparrow \infty$ asymptotics we have been looking at. However, the story is different for a fixed $\alpha \in (0, 1)$. Since the expression being squared is non-negative, we can equivalently consider the problem of maximizing $\psi^\alpha(x) := \sum_i f_i^\alpha(x)$, which is *strictly concave*. Hence in this case, it will have a unique maximum on \mathcal{S}_M to which our scheme will converge without any need for annealing. In fact, in this case, the stationary solution can be specified in an explicit form. Namely, using the Lagrange multiplier technique, we obtain

$$x_i(\infty) = \frac{\mu_i^{\alpha/(1-\alpha)}}{\sum_{k=1}^M \mu_k^{\alpha/(1-\alpha)}}. \quad (24)$$

It follows from the above formula that as $\alpha \rightarrow 1$, the frequencies $x_i(\infty)$ start to concentrate on the set D defined in (10). As will be seen in the simulation section, in practice one does not even need to take α very close to one. Interestingly enough, if $\alpha = 1$, the replicator dynamics converges to a solution with only one nonzero component.

Now consider the case of $\alpha > 1$ but with an additional noise as in (14). If the level of the noise is fixed, the sequence $\{x(n)\}$ tracks the o.d.e.

$$\dot{x}_i(t) = (1 - \varepsilon) \frac{f_i^\alpha(x(t))}{\sum_k f_k^\alpha(x(t))} + \varepsilon \frac{1}{M} - x_i(t).$$

The stationarity condition for the above o.d.e. gives

$$(1 - \varepsilon)(\mu_i x_i)^\alpha + \varepsilon \frac{C}{M} - x_i C = 0,$$

where $C = \sum_{k=1}^M (\mu_k x_k)^\alpha$. If $\varepsilon \rightarrow 1$, $x_i \rightarrow 1/M$. Expand the solution with respect to $(1 - \varepsilon)$, i.e.,

$$x_i(\varepsilon) = \frac{1}{M} + x_i^{(1)}(1 - \varepsilon).$$

Substituting this expansion in the stationarity condition, yields

$$x_i^{(1)} = \frac{\mu_i^\alpha}{CM^\alpha} - \frac{1}{M} = \frac{\mu_i^\alpha}{\sum_{k=1}^M \mu_k^\alpha} - \frac{1}{M}.$$

This implies that the states with indices in the set D will obtain a larger fraction of visits in comparison with the other states. This is reminiscent of the Ant Colony Optimization algorithm of [8] where the initial randomness itself builds up the bias in favour of the optimum, to which the scheme converges with high probability.

Note that the payoff functions $\{\varphi_i^\alpha(\cdot)\}$ in the replicator dynamics (7) are of the form $\varphi_i^\alpha(z) = g_i(z_i)h(z)$ for an $h(\cdot) : \mathcal{S}_M \mapsto (0, \infty)$ and $g_i : [0, 1] \mapsto \mathbb{R}^+$ where the latter are monotone increasing. As shown in Lemma 4, p. 14, of [8], each corner of \mathcal{S}_M , i.e., the coordinate vectors $\{e_i\}$, are

stable equilibria for (7) and the only ones to be so. Moreover, the domain of attraction of e_i is the set of $z \in \mathcal{S}_M$ for which $z_i > z_j$ for $j \neq i$. This in conjunction with the preceding observations makes it clear how the bias for the optimum builds up starting from a uniform prior.

In fact there is more to the analogy with the ACO algorithm. To capture that, consider $N \gg 1$ agents simultaneously making their choices at each time instant, independently conditioned on the past, according to the our mechanism. Then one replaces the indicator $\mathbb{I}\{\xi(n+1) = i\}$ in (1) by $\frac{1}{N} \sum_{m=1}^N \mathbb{I}\{\xi^m(n+1) = i\}$, where $\xi^m(n) :=$ the choice made at time n by the m th agent. Then one can argue as in p. 16-17 of [8] that the probability of getting trapped in a suboptimal corner of \mathcal{S}_M decreases exponentially with N .

VIII. SIMULATION EXPERIMENTS

We empirically demonstrate our theoretical results on a star and linear graph topology (with $M = 4$). Our results have been plotted in Fig. 2. The details of the experiments are as follows: for the linear topology, the reward vector μ is set equal to $\mu = (2, \frac{1}{4}, \frac{1}{2}, 1)$. The rewards are designed in this manner to demonstrate the hill climbing capabilities (i.e. jump out of the local maximum at node 4) of the algorithm. As can be seen in Fig. 2, $x_1(n)$ (the fraction of visits to the node with highest μ here) converges to 1 as n becomes large. We remark here that the cooling schedule is the most important (and sensitive) parameter of the algorithm. A too fast or a constant cooling schedule may tend to make the algorithm get stuck in the local minimum at node 4. The cooling schedule we used was:

$$\alpha(n+1) = \alpha(n) \left(1 - \frac{1}{n \log n}\right)^{-1}.$$

For the initial few iterations, to promote exploration, we keep $\alpha = 10^{-2}$ fixed. For the star topology, the reward vector μ is set equal to $\mu = (1, \frac{1}{3}, \frac{1}{3}, \frac{1}{3})$. The cooling schedule was kept the same as before. Here, the central node, by which we mean the node connected to all other nodes, is node 4.

For comparison purposes, we have also tried the reward vector $\mu = (2, \frac{1}{4}, \frac{1}{2}, 1)$ with the fixed $\alpha = 0.85 < 1$ in the complete graph setting. The dynamics always converges to the stationary solution $(0.98, 0.000, 0.000, 0.019)$. This demonstrates our conclusion from Section 7 that for the values of $\alpha < 1$ even not so close to one, a very significant portion of the mass is concentrated on the optimal node.

Our next numerical experiment is aimed at highlighting the importance of annealing the cooling schedule for convergence of $x(n)$ to the set D . Along these lines, we consider a graph composed of two cliques connected through a single edge. The number of nodes for clique-1 is 2 and those for clique 2 is 8. The results have been plotted in Fig. 3. We set $\mu_i = 1$ for $i \in$ clique 1 and $\mu_i = 0.1$ for $i \in$ clique 2. Some points to note are:

- If we initialize the walk in clique-2 and *don't* increase $\alpha \rightarrow \infty$, then although, the relative frequencies converge, they do so to non-zero values for nodes in clique-2. In Fig. 3(b), we have set $T = 0.1$ ($\alpha = 10$)

- If we again initialize the walk in clique-2 and *do* increase $\alpha \rightarrow \infty$, then the chain moves to clique-1 and stays there.

ACKNOWLEDGEMENTS

This work was supported by the grant ‘*Machine Learning for Network Analytics*’ from the Indo-French Centre for Promotion of Advanced Scientific Research. The work of VB was also supported in part by a J. C. Bose Fellowship from the Government of India. And the work of KA was also support in part by “Distributed Learning and Control for Network Analysis” from Nokia Bell Labs.

REFERENCES

- [1] Akin, E. *The Geometry of Population Genetics*, Springer Verlag, Berlin, 1979.
- [2] Arthur, W. B. *Increasing Returns and Path Dependence in the Economy*, The University of Michigan Press, Ann Arbor, MI, 1994.
- [3] Avrachenkov, K., and Borkar, V. S. “Metastability in Stochastic Replicator Dynamics”, *Dynamic Games and Applications* 9(2), 2019, 366-390.
- [4] Avrachenkov, K.E., Filar, J.A., and Howlett, P.G. *Analytic perturbation theory and its applications*, SIAM, 2013.
- [5] Benaim, M. “Vertex-reinforced random walks and a conjecture of Pemantle”, *Annals of Probability* 25(1), 1997, 361-392.
- [6] Benam, M. and Raimond, O. “A class of self-interacting processes with applications to games and reinforced random walks”, *SIAM Journal on Control and Optimization*, 48(7), 2010, 4707-4730.
- [7] Borkar, V. S. *Stochastic Approximation: A Dynamical Systems View*, Hindustan Publishing Agency, New Delhi, and Cambridge University Press, Cambridge, UK, 2008.
- [8] Borkar, V. S. and Das, D. “A novel ACO algorithm for optimization via reinforcement and initial bias”, *Swarm Intelligence*, 3(1), 2009, 3-34.
- [9] Chamley, C. P. *Rational Herds: Economic Models of Social Learning*, Cambridge University Press, Cambridge, UK, 2008.
- [10] Cohen, J., Heliou, A. and Mertikopoulos, P. “Learning with bandit feedback in potential games”, *Advances in Neural Information Processing Systems* 30, 2017, 6369-6378.
- [11] Dempsey, C. “Join the crowdsourced effort to search for the missing Malaysian Airlines flight”, March 10, 2014, <https://www.geographyrealm.com/join-crowdsourced-effort-search-missing-malaysian-airlines-flight/>
- [12] Foster, D. and Young, P. “Stochastic evolutionary game dynamics”, *Theoretical Population Biology* 38(2), 1990, 219-232.
- [13] Gelfand, S. B. and Mitter, S. K. “Recursive stochastic algorithms for global optimization in \mathbb{R}^d ”, *SIAM Journal on Control and Optimization* 29(5), 1991, 999-1018.
- [14] Gidas, B. “Global optimization via the Langevin equation”, *Proc. 24th IEEE Conference on Decision and Control*, 1985, 774-778.
- [15] Hajek, B. “Cooling schedules for optimal annealing”, *Mathematics of Operations Research* 13(2), 1988, 311-329.
- [16] Hofbauer, J. and Sigmund, K. *Evolutionary Games and Population Dynamics*, Cambridge University Press, Cambridge, UK, 1998.
- [17] Kleinberg, R., Piliouras, G. and Tardos, E. “Multiplicative updates outperform generic no-regret learning in congestion games”, *Proceedings of the 41st Annual ACM Symposium on Theory of Computing*, 2009, 533-542.
- [18] Matsumoto, Y. *An Introduction to Morse Theory*, Trans. of Mathematical Monographs No. 208, American Math. Society, Providence, RI.
- [19] Miclo, L. “Recuit simulé sans potentiel sur une variété riemannienne compacte”, *Stochastics and Stochastic Reports* 41, 23-56, 1992.
- [20] Mokkadem, A., and Pelletier, M. “Convergence rate and averaging of nonlinear two-time-scale stochastic approximation algorithms”, *Annals of Applied Probability* 16(3), 2006, 1671-1702.
- [21] Monderer, D. and Shapley, L. S. “Potential games”, *Games and Economic Behavior* 14(1), 1996, 124-143.
- [22] Sandholm, W. H. *Population Games and Evolutionary Dynamics*, MIT Press, Cambridge, Mass., 2010.
- [23] Sankararaman, A., Ganesh, A., and Shakkottai, S. “Social learning in multi agent multi armed bandits”, *Proceedings of the ACM on Measurement and Analysis of Computing Systems* 3(3), 2019, 1-35.

- [24] Shah, V., Blanchet, J. and Johari, R. "Bandit learning with positive externalities", *Advances in Neural Information Processing Systems* 31, 2018, 4918-4928.
- [25] Shahshahani, S. "A new mathematical framework for the study of linkage and selection", Mem. American Mathematical Soc., AMS, Providence, R.I., 1979.
- [26] Singh, S.; Jaakkola, T.; Littman, M. L. and Szepesvári, C. "Convergence results for single-step on-policy reinforcement-learning algorithms", *Machine Learning* 38(3),2000, 287-308.
- [27] Surowiecki, J. *The Wisdom of Crowds*, Anchor Books, New York, 2005.
- [28] Thoppe, G. and Borkar, V. S. "A concentration bound for stochastic approximation via Alekseev's formula", *Stochastic Systems* 9(1), 2019, 1-26.
- [29] Yadid-Pecht, O. and Gur, M. "A biologically-inspired improved Maxnet", *IEEE transactions on Neural Networks* 6(3), 1995, 757-759.
- [30] Yaji, V. and Bhatnagar, S. "Stochastic recursive inclusions in two timescales with non-additive iterate dependent Markov noise", arXiv preprint *arXiv:1611.05961* (to appear in *Math. Op. Research*).
- [31] Young, H. P. "The evolution of conventions", *Econometrica* 61(1), 1993, 57-84.
- [32] Young, H. P. *Individual Strategy and Social Structure*, Princeton University Press, Princeton, NJ, 1998.