
DOUBLE PRIORITIZED STATE RECYCLED EXPERIENCE REPLAY

A PREPRINT

Fanchen Bu

Department of Electrical Engineering
Korea Advanced Institute of Science and Technology
Daejeon, Korea
boqvezen97@kaist.ac.kr

June 13, 2022

ABSTRACT

Experience replay enables online reinforcement learning agents to store and reuse the experiences generated in previous interaction with the environment. In the original method, the experiences are sampled and replayed to train the Q-network at the same possibility, i.e. uniformly. In prior work, a method called prioritized experience replay was developed where experiences in the memory are prioritized, so as to replay experiences which seem to be more important in higher frequencies for training the Q-network more efficiently. In this paper, we develop a method called double-prioritized state-recycled (DPSR) experience replay, prioritizing the experience both for training stage and storing stage, as well as replacing the experiences in the memory with state recycling to make the best of experiences which seem to have low priorities temporarily. We use this method in Deep Q-Networks (DQN), and achieve a state-of-the-art result, outperforming the original method and prioritized experience replay on many Atari games.

Keywords Deep reinforcement learning · Experience replay

1 Introduction

In online reinforcement learning, the agent learns to change the parameters of its policy while interacting with the environment at the same time. Without remembering the previous experiences, the agent is only able to update the parameters immediately after a single step, which may affect the efficiency of the training process as some experiences are rare and significant.

To tackle this issue, *experience replay* (Lin, 1992) was introduced where the experiences are stored in a memory and utilized more methodically. The prominent effect of experience play was proved by its use in Deep Q-Networks (DQN) (Mnih et al., 2013, 2015), on account of its capability to break the temporal correlations of the sequential experiences and palliate the non-stationary distribution problem. Generally, with experience replay, we can downsize the amount of the experiences required to generate for the training process which is the main resource cost in most cases of RL.

In the original version of experience replay algorithm, a uniform sampling strategy is used, which can hardly harmonize with the different significance of experiences and therefore lose some efficiency of learning. Then, *prioritized experience replay* (Schaul et al., 2015) was developed to address this issue by directly and simply prioritizing the experiences with higher temporal difference (TD) errors in sampling.

In this paper, we introduce double prioritized state recycled (DPSR) experience replay prioritizing the experiences by some standard both in sampling and replacing, as well as executing state recycling which makes use of some old and likely useless experiences while keeping the old states of them and create new ones out of them. The key idea is to keep the experiences which are more useful in the replay buffer for a longer time and make them be sampled more easily and frequently. By keeping a “high-quality” replay buffer, an RL agent can waste less time and learn more effectively. Specifically, the main contributions of our work are listed as follows:

- 1) In the sampling stage, like what prioritized experience replay does, we measure the priorities of the experiences by their temporal difference (TD) errors and incline to sample ones with higher TD errors.

- 2) In the replacing stage, we also measure the priorities of the experiences by their TD errors and select a certain number of replacing candidates with relatively lower TD errors, finally we find the oldest one among them and choose it to be the replacing target.
- 3) As for state recycling, still in the replacing stage, at regular intervals, we choose some state recycling candidates in the same way with how we choose replacing candidates, then we extract the old states ¹ of these candidates, and input them into the latest Q-network to get the new actions, then we let the agent execute the actions to get the new rewards and new states, which form new experiences.

With our algorithm, we obtain basically faster and better learning and state-of-the-art performance in comparison with the original experience replay and prioritized experience replay.

2 Background

2.1 Problem Statement

We consider non-discount reinforcement learning (RL) which is represented by a quadruple $(\mathcal{S}, \mathcal{A}, \mathcal{P}, \mathcal{R})$, where \mathcal{S} is the set of states, \mathcal{A} is the set of actions, $\mathcal{P} : \mathcal{S} \times \mathcal{A} \rightarrow \mathcal{S}$ is the state transition function, $\mathcal{R} : \mathcal{S} \times \mathcal{A} \times \mathcal{S} \rightarrow \mathbb{R}$ is the reward function. At each timestep, RL agent takes action $a \in \mathcal{A}$ in current state $s \in \mathcal{S}$ and observes the next state $s' \in \mathcal{S}$ with instant reward $r \in \mathbb{R}$, which forms a quadruple (s, a, r, s') called a *transition*, also an *experience* in this paper. The objective of RL is to make the agent learn a policy $\pi : \mathcal{S} \rightarrow \mathcal{A}$ that maximizes the cumulative reward $R_c = \mathbb{E}[\sum_t r_t]$. When using experience replay, at each timestep, RL agent interacts with the environment and generates an experience \mathcal{T}_{new} which would be stored into the replay buffer \mathcal{B} . When \mathcal{B} is full, some old experiences already in \mathcal{B} will be replaced (or recycled, in our case). Then at a certain frequency of training, the policy (parameters) of RL agent is updated by a batch of experience $\{\mathcal{T}_i\}$ sampled from \mathcal{B} . The sub-problem we focus on is to learn the sampling mapping $\phi : \mathcal{B} \rightarrow \{\mathcal{T}_i\}$ and the replacing (and recycling) mapping $\tau : \mathcal{B} \times \mathcal{T}_{new} \rightarrow \mathcal{B}'$, such that the cumulative reward R_c is maximized.

2.2 Prioritized Experience Replay

In *prioritized experience replay*, TD errors are used to represent the priorities of the experiences, which does harm to the diversity of data as well as produces bias. To address this issue, *stochastic prioritization* was introduced, where the possibility of an experience to be replayed $P(i) = \frac{p_i^\alpha}{\sum_k p_k^\alpha}$ so as to guarantee a non-zero probability for an experience as long as it has a non-zero TD error, where p_i is the priority of \mathcal{T}_i , and α is a parameter describing how determining the priorities are in sampling (when $\alpha = 0$, it degenerates to uniform sampling).

As for the detailed formulation of priority, $p_i = |\delta_i| + \epsilon$ for *proportional prioritization*, and $p_i = \frac{1}{rank(i)}$ for *rank-based prioritization*, where δ_i is the TD error of \mathcal{T}_i , ϵ is a small positive number, and $rank(i)$ is the index of \mathcal{T}_i when sorted by $|\delta_i|$.

Additionally, to anneal the bias introduced by non-uniform sampling, importance-sample weights are used, the weight of \mathcal{T}_i for updating the Q-table (Q-network) $w_i = (\frac{1}{N} \cdot \frac{1}{P(i)})^\beta = (N \cdot P(i))^{-\beta}$, where N is the size of replay buffer and β is a parameter deciding the ratio of bias-annealing (when $\beta = 1$, the bias is completely settled).

3 Double Prioritized State Recycled Experience Replay

When we replay experiences, the efficiency of training are mainly decided by two things, the quality of the experiences in the replay buffer and the way we choose the experiences to replay. This paper addresses these two questions separately and designs an integrated method.

3.1 Prioritized Sampling

In sampling, like *prioritized experience replay*, we compute the priorities of experiences based on TD error and apply *proportional prioritization*. \mathcal{T}_i 's priority $p_i = |\delta_i| + \epsilon$, where δ_i is the TD error of \mathcal{T}_i , and ϵ is a small positive number used to make up the experiences with near-zero TD errors, then its possibility of being chosen $PS_i = \frac{p_i^{\alpha(t)}}{\sum_j p_j^{\alpha(t)}}$, where $\alpha(\cdot)$ is the importance-sampling function on time.

¹An experience mentioned in this paper means a tuple of (old state s , action a , reward r , new state s'), which exactly describes a *transition* of an RL agent's interaction with the environment.

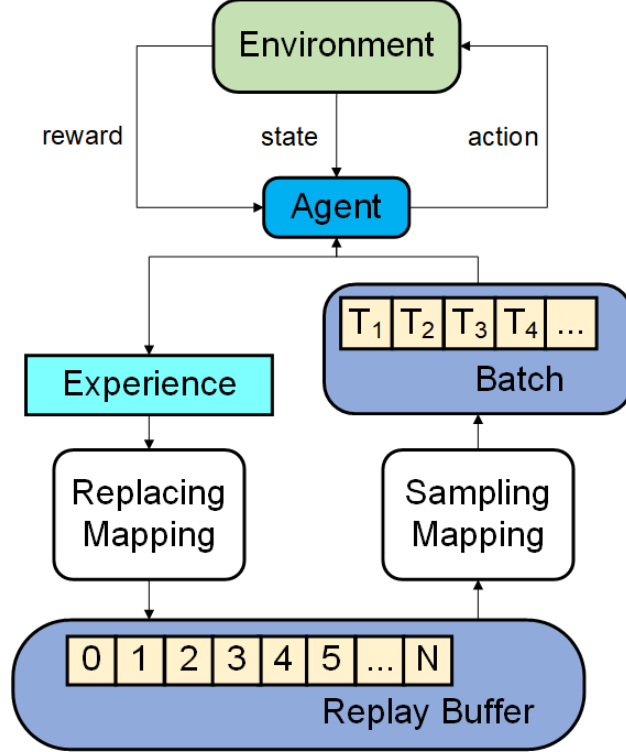


Figure 1: An overview of the problem, the agent interacts with the environment and stores the generated experiences into replay buffer under a policy determined by replacing mapping. In sampling and training stage, a batch of experiences is sampled from replay buffer under a policy determined by sampling mapping and the agent gets updated on it.

After a whole batch is sampled, we train the Q-network on every experience in the batch with corresponding weight $w_i = \frac{(N \cdot P(i))^{-\beta(t)}}{w_{max}}$, where N is the size of replay buffer, $\beta(\cdot)$ is bias-annealing function on time, t is the current timestep, and $w_{max} = \max_j (N \cdot P(j))^{-\beta(t)}$ is the max weight among all experiences in replay buffer at time t .

3.2 Prioritized Replacing

Now, we pay attention to the procedure of replacing old experiences when the replay buffer is full. To be brief, what we want is to find the most useless one in the replay buffer and replace it.

Both the original experience replay and prioritized experience replay replace the oldest experience in replay buffer when it is full and a new experience is generated. However, an experience was generated early does not necessarily mean it is useless. Like human beings' intuition, sometimes your first decision without any rational processes is surprisingly good. Therefore, we figured out a method to balance the oldness and usefulness, that is first we select some candidates of replacing based on priorities and then find the one which was generated earliest among them and replace it with the newly generated experience.

In detail, \mathcal{T}_i 's possibility of being chosen to be a replacing candidates $PR_i = \frac{p_i^{-\gamma(t)}}{\sum_j p_j^{-\gamma(t)}}$, where p_i is the same priority used in section 3.1, and $\gamma(\cdot)$ is the importance-replacing function on time.

When a new experience is inserted, its priority (TD error) would be set to be the max priority currently existing in replay buffer, which ensures that it can be sampled soon.

3.3 State Recycling

In the replacing stage, state recycling would be executed in a certain frequency. To state it simply, state recycling is keeping the old state of an experience and generating a new experience from that with a new action selected by the latest Q-network. To demonstrate it better, we introduce a motivating example which is simple but interesting on this.

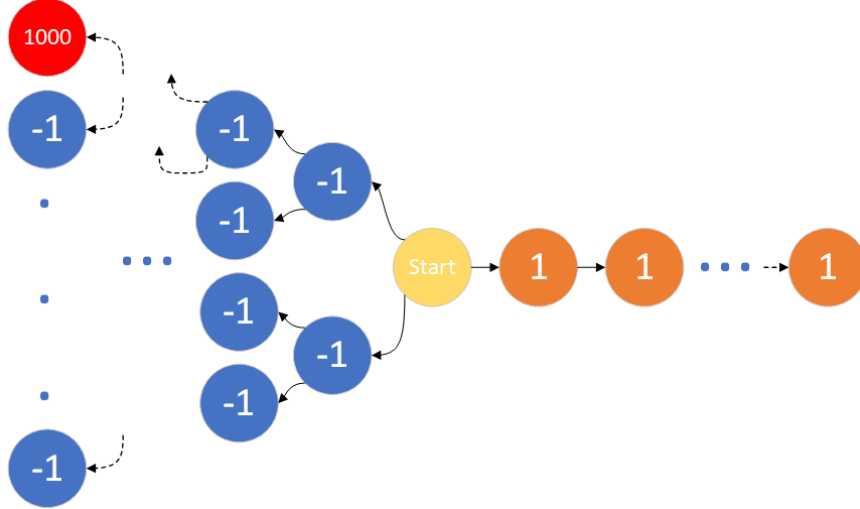


Figure 2: Illustration of the motivating example: RL agent starts at the *start* point, the depth of left part and right part are same, say d . At every step, the agent can follow any arrow starting from the current position to arrive at the next position. The immediate reward upon arrival is shown in the figure. Each episode ends in d steps, and we define the reward of an episode to be the sum of the immediate rewards of d steps in it.

As we can see, once the agent chooses a direction in the first step, it must follow the same direction till the end. In this environment, RL agent can easily find a policy which keeps going right with cumulative positive reward. However, as we are omniscient, we know the best policy is find the big treasure in the left part, which can provide the highest reward as long as $d \leq 500$. With state recycling, the possibility of finding this path is much higher.

In the common case, when it is time to do state recycling in replacing stage, before we replace an old experience already in replay buffer, we choose certain amount of state-recycling candidates according to their priorities. For every experience in the candidates, we keep its old state, and input it into the latest Q-network to get a new action choice (if it is same as the old one, we will choose a new action randomly). Then we execute this new action for one step in corresponding environment to get a group of new experiences. Finally, we calculate the TD errors of them and find the one with lowest TD error to replace it and complete the replacing stage.

Algorithm 1 DQN with double-prioritized state-recycled experience replay

Input: minibatch-size k , learning rate η , replay buffer size N , exploration function $\epsilon(\cdot)$, importance-sampling function $\alpha(\cdot)$, bias-annealing function $\beta(\cdot)$, importance-replacing function $\gamma(\cdot)$, max priority set flag for state recycling M , common replacing candidates size C_c , state recycling candidates size C_r , target network updating frequency F_t , sampling frequency F_s , state recycling frequency F_r , total timesteps T

- 1: Initialize replay buffer $\mathcal{B} = \emptyset$, $\Delta = 0$
- 2: Initialize the parameters of Q-network θ randomly, and initialize $\theta_{target} = \theta$
- 3: Observe s_0 and choose $a_0 \sim \pi_\theta(s_0)$ with $\epsilon(0)$ possibility to choose an action randomly
- 4: **for** $t = 1$ **to** T **do**
- 5: Observe s_t, r_t
- 6: Assemble experience $(s_{t-1}, a_{t-1}, r_t, s_t)$ with $p_t = \max_{i < t} p_i$
- 7: **if** $|\mathcal{B}| < N$ **then**
- 8: Add the new experience at the end of the queue
- 9: **else if** $t \equiv 0 \pmod{F_r}$ **then**
- 10: **for** $i = 1$ **to** C_r **do**
- 11: Sample experience $(s_{t_i-1}, a_{t_i-1}, r_{t_i}, s_{t_i}) \sim PR(t_i) = p_{t_i}^{-\gamma(t)} / \sum_j p_j^{-\gamma(t)}$
- 12: Input s_{t_i-1} into the latest Q-network with θ and get its choice of action a'_{t_i-1}
- 13: **if** $a'_{t_i-1} = a_{t_i-1}$ **then**
- 14: Randomly choose an available action $\tilde{a}_{t_i-1} \neq a_{t_i-1}$, $a'_{t_i-1} \leftarrow \tilde{a}_{t_i-1}$
- 15: **end if**
- 16: Observe s'_{t_i}, r'_{t_i}
- 17: **if** $M = True$ **then**

```

18:          $p_{t_i} = \max_{i < t} p_i$ 
19:     else
20:         Compute TD error  $\delta_{t_i} = r'_{t_i} + Q_{target}(s'_{t_i}, \arg \max_a Q(s'_{t_i}, a)) - Q(s_{t_i-1}, a'_{t_i-1})$ 
21:         Update the priority of experience  $p_{t_i} \sim |\delta_{t_i}|$ 
22:     end if
23:     Assemble experience  $(s_{t_i-1}, a'_{t_i-1}, r'_{t_i}, s'_{t_i})$  with new  $p_{t_i}$  obtained above
24: end for
25: Let  $i^* = \arg \min_{1 \leq j \leq C_r} p_{t_j}$ , and replace the corresponding experience  $\mathcal{B}_{t_{i^*}}$  with the new one
26: else
27:     for  $i = 1$  to  $C_c$  do
28:         Sample experience  $(s_{t_i-1}, a_{t_i-1}, r_{t_i}, s_{t_i}) \sim PR(t_i) = p_{t_i}^{-\gamma(t)} / \sum_j p_j^{-\gamma(t)}$ 
29:     end for
30:     Let  $i^* = \arg \min_{1 \leq j \leq C_c} t_j$ , and replace the corresponding experience  $\mathcal{B}_{t_{i^*}}$  with the new one
31: end if
32: if  $t \equiv 0 \pmod{F_s}$  then
33:     for  $i = 1$  to  $k$  do
34:         Sample experience  $(s_{i-1}, a_{i-1}, r_i, s_i) \sim P(i) = p_i^{\alpha(t)} / \sum_j p_j^{\alpha(t)}$ 
35:         Compute importance-sampling weight  $w_i = (N \cdot P(i))^{-\beta(t)}$ , then let  $w_i \leftarrow w_i / \max_j w_j$ 
36:         Compute TD error  $\delta_i = r_i + Q_{target}(s_i, \arg \max_a Q(s_i, a)) - Q(s_{i-1}, a_{i-1})$ 
37:         Update the priority of experience  $p_i \sim |\delta_i|$ 
38:         Accumulate weight-change  $\Delta \leftarrow \Delta + w_i \cdot \delta_i \cdot \nabla_{\theta} Q(s_{i-1}, a_{i-1})$ 
39:     end for
40:     Update weight  $\theta \leftarrow \theta + \eta \cdot \Delta$ ,  $\Delta \leftarrow 0$ 
41:     if  $t \equiv 0 \pmod{F_t}$  then
42:          $\theta_{target} \leftarrow \theta$ 
43:     end if
44: end if
45: Choose action  $a_t \sim \pi_{\theta}(s_t)$  with  $\epsilon(t)$  possibility to choose an action randomly
46: end for

```

4 Experiments Results

Now, we are going to show the performance of our method in realistic problem domains. We completed the implementation on *OpenAI Gym* (Brockman et al., 2016) platform and compared our method with the original uniform experience replay and prioritized experience replay which are provided in the platform.

To ensure the fairness, we use the identical deep neural network architecture and many parameters of learning algorithm such as mini-batch size, learning rate, replay buffer size, exploration policy, importance-sampling and bias-annealing function (prioritized experience replay only), sampling frequency, total timesteps and so on.

First, we test our method in a simple environment *cartpole*, which is a classic control problem. As shown in Figure 3, our method learns the optimal policy much more efficiently than both the original method and the prioritized one. Then we complete experiments on more complicated cases, atari game environments. We train RL agents with original experience replay, prioritized experience replay, and DPSR experience replay separately under basically same common parameter sets and get the test results shown in Table 1. In all the 24 games, our method wins 23 "gold medals" and 1 "silver medal". The performance increase's average and median are 161.1% and 87.0% compared to original method, while the numbers are 137.1% and 92.1% compared to prioritized method (*JourneyEscape* and *Zaxxon* are excluded as original method and prioritized method get non-positive scores in these two games). Besides, it is a little surprising that original experience replay outperforms prioritized one in 14 games, and even wins one "gold medal" in *SpaceInvaders*.

5 Discussion

To get better performance, we tried many different sets of hyperparameters for our method as shown in Table 2. We found that the method with only prioritized sampling and prioritized replacing (state recycling disabled) can have quite bad performance in some games. We think this phenomenon may be caused by the fact that both prioritized sampling and prioritized replacing would introduce bias into the experiences in replay buffer, therefore when we only use them two, the double-bias can cause some negative effect on performance. We use the same bias-annealing function for prioritized method and our method in order to maintain the fairness but we can rationally guess that DPSR may have better performance with stronger bias-annealing techniques because of the reason mentioned above.

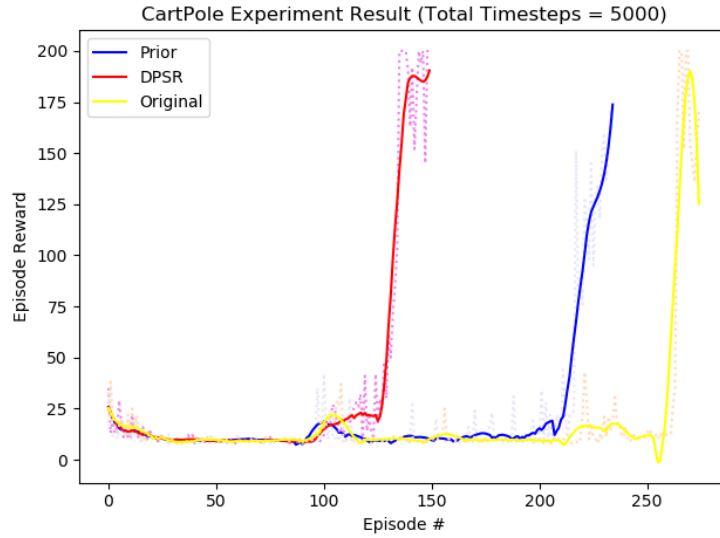


Figure 3: The experiment result in *cartpole*. The input of is a scalar control applying a force of +1 or -1 to the cart and the goal is to prevent the pendulum from falling over. A reward of +1 is provided for every timestep that the pole remains in 15 degrees from vertical and 2.4 units from the starting point.

Game name	Original	Prioritized	DPSR_best
AirRaid	545.0	602.5	4182.5
Alien	853.0	917.0	1824.0
Amidar	155.0	145.7	294.6
Assault	882.5	638.9	990.0
Asterix	2055.0	1435.0	2430.0
BeamRider	2101.8	2442.0	2558.8
Bowling	29.0	24.2	60.5
Breakout	87.0	136.4	281.4
Carnival	3286.0	2006.0	3981.0
Enduro	612.3	497.3	1025.1
Freeway	30.2	29.5	32.2
Frostbite	229.0	998.0	2186.0
Hero	2891.5	2585.0	11060.0
JourneyEscape	-4150.0	-3350.0	4440.0
Krull	4736.7	5541.3	9406.3
KungFuMaster	14900.0	19820.0	28300.0
MsPacman	1682.0	1666.0	3095.0
Phoenix	3668.0	2787.0	4380.0
Qbert	1980.0	885.0	4525.0
Riverraid	5334.0	4596.0	5792.0
SpaceInvaders	610.0	316.5	580.5
StarGunner	2050.0	1490.0	2490.0
VideoPinball	7313.0	12025.1	51993.2
Zaxxon	0.0	0.0	3640.0

Table 1: Atari experiment results with original experience replay, prioritized experience replay, and DPSR experience replay. We trained every model for 1M timesteps with a replay buffer with 500K size, then we tested them for 10 episodes each and compared their average points. Here, DPSR_best means the DPSR agent getting the highest point for each game among all these DPSR agents with different parameters. For different games, the parameter set of DPSR_best can be different too. See Section A for more details.

When we decide state recycling frequency and two replacing candidates sizes, target network updating frequency and the computational cost for state recycling should be taken into consideration. That is why we keep these parameters in a small range.

Another important trick we use in state recycling is to ensure that experiences after state recycling execute different actions with the ones they execute before, otherwise the process can be totally waste of computation and time, which was proved in our previous experiments.

Currently, we do state recycling by saving the full state of the environment which might can be optimized by estimating the whole environment with only part of the state saved. We are still trying to find a proper way to do this.

6 Conclusion

This paper introduced double-prioritized state-recycled (DPSR) experience replay, a method that can make RL agent learn more efficiently. We compared our method with original experience replay and prioritized experience replay in some simple environments and Atari games, and achieved a new state-of-the-art performance.

References

- Marcin Andrychowicz, Filip Wolski, Alex Ray, Jonas Schneider, Rachel Fong, Peter Welinder, Bob McGrew, Josh Tobin, OpenAI Pieter Abbeel, and Wojciech Zaremba. Hindsight experience replay. In *Advances in neural information processing systems*, pages 5048–5058, 2017.
- Greg Brockman, Vicki Cheung, Ludwig Pettersson, Jonas Schneider, John Schulman, Jie Tang, and Wojciech Zaremba. Openai gym, 2016.
- Anthony L Caterini and Dong Eui Chang. *Deep Neural Networks in a Mathematical Framework*. Springer, 2018.
- Yuenan Hou, Lifeng Liu, Qing Wei, Xudong Xu, and Chunlin Chen. A novel ddp method with prioritized experience replay. In *2017 IEEE International Conference on Systems, Man, and Cybernetics (SMC)*, pages 316–321. IEEE, 2017.
- Mark Humphrys. Action selection methods using reinforcement learning. *From Animals to Animats*, 4:135–144, 1996.
- Long-Ji Lin. Self-improving reactive agents based on reinforcement learning, planning and teaching. *Machine learning*, 8(3-4):293–321, 1992.
- Volodymyr Mnih, Koray Kavukcuoglu, David Silver, Alex Graves, Ioannis Antonoglou, Daan Wierstra, and Martin Riedmiller. Playing atari with deep reinforcement learning. *arXiv preprint arXiv:1312.5602*, 2013.
- Volodymyr Mnih, Koray Kavukcuoglu, David Silver, Andrei A Rusu, Joel Veness, Marc G Bellemare, Alex Graves, Martin Riedmiller, Andreas K Fidjeland, Georg Ostrovski, et al. Human-level control through deep reinforcement learning. *Nature*, 518(7540):529–533, 2015.
- Junhyuk Oh, Xiaoxiao Guo, Honglak Lee, Richard L Lewis, and Satinder Singh. Action-conditional video prediction using deep networks in atari games. In *Advances in neural information processing systems*, pages 2863–2871, 2015.
- Tom Schaul, John Quan, Ioannis Antonoglou, and David Silver. Prioritized experience replay. *arXiv preprint arXiv:1511.05952*, 2015.
- John Schulman, Filip Wolski, Prafulla Dhariwal, Alec Radford, and Oleg Klimov. Proximal policy optimization algorithms. *arXiv preprint arXiv:1707.06347*, 2017.
- Ben Seymour, John P O’Doherty, Peter Dayan, Martin Koltzenburg, Anthony K Jones, Raymond J Dolan, Karl J Friston, and Richard S Frackowiak. Temporal difference models describe higher-order learning in humans. *Nature*, 429(6992):664–667, 2004.
- Satinder P Singh, Tommi Jaakkola, and Michael I Jordan. Reinforcement learning with soft state aggregation. In *Advances in neural information processing systems*, pages 361–368, 1995.
- Gerald Tesauro. Temporal difference learning and td-gammon. *Communications of the ACM*, 38(3):58–68, 1995.
- Hamid R Tizhoosh. Reinforcement learning based on actions and opposite actions. In *International conference on artificial intelligence and machine learning*, volume 414, 2005.
- Hado Van Hasselt, Arthur Guez, and David Silver. Deep reinforcement learning with double q-learning. In *Thirtieth AAAI conference on artificial intelligence*, 2016.
- Ziyu Wang, Tom Schaul, Matteo Hessel, Hado Van Hasselt, Marc Lanctot, and Nando De Freitas. Dueling network architectures for deep reinforcement learning. *arXiv preprint arXiv:1511.06581*, 2015.

Ziyu Wang, Victor Bapst, Nicolas Heess, Volodymyr Mnih, Remi Munos, Koray Kavukcuoglu, and Nando de Freitas. Sample efficient actor-critic with experience replay. *arXiv preprint arXiv:1611.01224*, 2016.

A Implementation Details

We completed our implementation and experiments based on the *deepq* module on *OpenAI Gym* platform. The environments of atari game we used are in NoFrameskip-v4 version (e.g. The environment name of the SpaceInvaders game is SpaceInvadersNoFrameskip-v4). There are some common hyperparameters (some may not used in original method and prioritized method) and also some inconstant hyperparameters for our method. See Table 2 for more details.

Hyperparameter	Value (Range of values)
k	32
η	0.0005
N	50000
$\epsilon(t)$	$\max(1 - 9.8t/T, 0.02)$
$\alpha(t)$	0.6
$\beta(t)$	$0.4 + 0.6t/T$
$\gamma(t)$	0.1, 0.2, 0.3, 0.4, 0.5, 0.6
C_c	128, 256
C_r	8, 16, 32, 64
F_t	500
F_s	1
F_r	10000, 20000
T	5000 for <i>cartpole</i> , 1000000 for Atari games

Table 2: Hyperparameters

Besides, as shown in Table 3, for different game environments, the best performance of our method may be achieved by different setting of parameters. But we can still find some settings of parameters which have relatively good performance in most games as shown in Table 4.

Game name	Parameters achieving the top 3 scores (γ, C_c, F_r, C_r)
AirRaid	(0.5, 128, 10000, 16), (0.2, 128, 20000, 8), (0.2, 128, 10000, 8)
Alien	(0.5, 256, 20000, 16), (0.6, 256, 0, 0), (0.2, 256, 20000, 64)
Amidar	(0.1, 128, 10000, 8), (0.3, 256, 0, 0), (0.1, 128, 10000, 16)
Assault	(0.6, 256, 10000, 64), (0.1, 128, 20000, 8), (0.5, 128, 10000, 8)
Asterix	(0.2, 128, 10000, 16), (0.1, 256, 20000, 64), (0.3, 128, 20000, 8)
BeamRider	(0.4, 256, 10000, 8), (0.1, 128, 0, 0), (0.3, 128, 10000, 8)
Bowling	(0.6, 256, 10000, 16), (0.6, 256, 20000, 64), (0.6, 128, 20000, 8)
Breakout	(0.1, 128, 10000, 64), (0.3, 128, 10000, 8), (0.2, 128, 20000, 32)
Carnival	(0.1, 128, 10000, 32), (0.1, 256, 10000, 16), (0.6, 128, 20000, 8)
Enduro	(0.6, 256, 10000, 64), (0.6, 256, 10000, 64), (0.6, 128, 10000, 16)
Freeway	(0.1, 256, 10000, 8), (0.3, 128, 20000, 16), (0.3, 128, 20000, 64)
Frostbite	(0.1, 256, 20000, 8), (0.4, 256, 20000, 16), (0.6, 128, 10000, 16)
Hero	(0.5, 128, 10000, 32), (0.6, 256, 10000, 64), (0.4, 256, 10000, 64)
JourneyEscape	(0.6, 256, 10000, 64), (0.3, 128, 10000, 8), (0.2, 128, 20000, 64)
Krull	(0.5, 256, 20000, 16), (0.1, 256, 20000, 64), (0.2, 128, 20000, 64)
KungFuMaster	(0.6, 128, 20000, 32), (0.4, 128, 20000, 16), (0.3, 256, 20000, 64)
MsPacman	(0.3, 128, 10000, 32), (0.1, 128, 10000, 32), (0.4, 256, 20000, 8)
Phoenix	(0.2, 256, 10000, 16), (0.3, 128, 10000, 8), (0.6, 256, 20000, 16)
Qbert	(0.6, 256, 10000, 32), (0.5, 128, 10000, 16), (0.6, 128, 10000, 16)
Riverraid	(0.5, 256, 10000, 32), (0.1, 256, 20000, 64), (0.6, 128, 10000, 32)
SpaceInvaders	(0.3, 256, 10000, 8), (0.1, 128, 10000, 16), (0.1, 256, 20000, 64)
StarGunner	(0.3, 128, 20000, 16), (0.2, 128, 10000, 16), (0.3, 128, 10000, 8)
VideoPinball	(0.1, 128, 0, 0), (0.1, 128, 20000, 16), (0.4, 256, 20000, 8)
Zaxxon	(0.1, 256, 20000, 64), (0.3, 128, 10000, 64), (0.1, 256, 20000, 32)

Table 3: Best parameters in different games, $F_r = C_r = 0$ means state recycling is disabled

Game name	Original	Prioritized	DPSR0	DPSR1	DPSR2	DPSR3	DPSR4
AirRaid	545.0	602.5	2892.5	1285.0	632.5	3175.0	1150.0
Alien	853.0	917.0	995.0	673.0	942.0	1111.0	750.0
Amidar	155.0	145.7	148.1	221.8	155.5	164.3	136.4
Assault	882.5	638.9	651.8	714.3	704.9	675.7	676.9
Asterix	2055.0	1435.0	1600.0	2145.0	1635.0	1180.0	1635.0
BeamRider	2101.8	2442.0	1525.6	1899.2	1086.0	2317.6	1021.6
Bowling	29.0	24.2	44.4	9.6	2.0	29.1	31.8
Breakout	87.0	136.4	134.5	80.6	91.5	129.6	145.8
Carnival	3286.0	2006.0	3847.0	2704.0	3356.0	860.0	2817.0
Enduro	612.3	497.3	795.4	503.6	725.9	771.4	919.2
Freeway	30.2	29.5	30.7	31.7	30.5	20.6	31.7
Frostbite	229.0	998.0	382.0	664.0	217.0	1502.0	1505.0
Hero	2891.5	2585.0	5937.0	2936.0	2838.5	6534.0	3623.0
JourneyEscape	-4150.0	-3350.0	-6520.0	-2130.0	-4290.0	140.0	-3040.0
Krull	4736.7	5541.3	5864.4	6418.8	6001.2	6279.3	6248.7
KungFuMaster	14900.0	19820.0	14500.0	16020.0	13990.0	13240.0	20490.0
MsPacman	1682.0	1666.0	1926.0	1913.0	1768.0	1742.0	1757.0
Phoenix	3668.0	2787.0	3234.0	3122.0	3342.0	3127.0	1991.0
Qbert	1980.0	885.0	2412.5	2167.5	2002.5	2120.0	565.0
Riverraid	5334.0	4596.0	5073.0	5349.0	4949.0	3175.0	3194.0
SpaceInvaders	610.0	316.5	510.0	579.5	490.0	406.0	545.0
StarGunner	2050.0	1490.0	870.0	1680.0	1440.0	2180.0	1890.0
VideoPinball	7313.0	12025.1	30337.0	21596.9	15689.0	16650.0	9483.6
Zaxxon	0.0	0.0	0.0	0.0	1270.0	0.0	0.0

Table 4: The experiment results of some parameter sets which achieve relatively good performance. Here, DPSR0 = (0.6, 128, 20000, 8), DPSR1 = (0.1, 128, 10000, 16), DPSR2 = (0.2, 256, 20000, 8), DPSR3 = (0.3, 128, 10000, 8), DPSR4 = (0.3, 256, 10000, 16).