

# Necessary and Sufficient Conditions for Inverse Reinforcement Learning of Bayesian Stopping Time Problems \*

**Kunal Pattanayak<sup>†</sup>**

*Electrical and Computer Engineering  
Cornell University  
Ithaca, NY 14853, USA*

KP487@CORNELL.EDU

**Vikram Krishnamurthy<sup>†</sup>**

*Electrical and Computer Engineering  
Cornell University  
Ithaca, NY 14853, USA*

VIKRAMK@CORNELL.EDU

## Abstract

This paper presents an inverse reinforcement learning (IRL) framework for Bayesian stopping time problems. By observing the actions of a Bayesian decision maker, we provide a necessary and sufficient condition to identify if these actions are consistent with optimizing a cost function. In a Bayesian (partially observed) setting, the inverse learner can at best identify optimality wrt the observed actions. Our IRL algorithm identifies optimality and then constructs set valued estimates of the cost function. To achieve this IRL objective, we use novel ideas from Bayesian revealed preferences stemming from microeconomics. We illustrate the proposed IRL scheme using two important examples of stopping time problems, namely, sequential hypothesis testing and Bayesian search. Finally, for finite datasets, we propose an IRL detection algorithm and give finite sample bounds on its error probabilities.

**Keywords:** Inverse Reinforcement Learning, Bayesian Revealed Preferences, Stopping Time Problems, Inverse Detection, Sequential Hypothesis Testing, Bayesian Search, Finite Sample Complexity

## Acknowledgments

This research was funded in part the U. S. Army Research Office under grant W911NF-19-1-0365, National Science Foundation under grant 1714180, and Air Force Office of Scientific Research under grant FA9550-18-1-0007

## 1. Introduction

In a stopping time problem, a decision maker obtains noisy observations of a random variable (state of nature)  $x$  sequentially over time. Based on the observation history (sigma-algebra generated by the observations), the decision maker decides at each time whether to continue or stop. If the decision maker chooses the continue action, it pays a continuing cost and obtains the next observation. If the decision maker chooses the stop action at a specific time, then the problem terminates, and the

---

\*, A short version of partial results has appeared in the Proceedings of the International Conference on Information Fusion, July 2020.

<sup>†</sup>. The authors contributed equally to the paper.

decision maker pays a stopping cost. In a *Bayesian* stopping time problem, the decision maker knows the prior distribution of state of nature  $x$  and the observation likelihood (conditional distribution of the observations)  $p(y|x)$  given the state  $x$ , and uses this information to update its belief and choose its continue and stop actions. Finally, in an *optimal* Bayesian stopping time problem, the decision maker chooses its continue and stop actions to minimize an expected cumulative cost function.

Inverse reinforcement learning (IRL) aims to estimate the costs/rewards of a decision maker by observing its actions and was first studied by Ng et al. (2000) and Abbeel and Ng (2004). *This paper considers IRL for Bayesian stopping time problems.* Suppose an inverse learner observes the actions of a decision maker performing Bayesian sequential stopping in *multiple environments*. The decision maker has a fixed observation likelihood and observation cost, and incurs a different stopping cost in each environment (see also Rust (1994, Ch. 3.5) for justification of multiple environments for identifiability of MDPs). The inverse learner does not know the realizations of the observation sequence or observation likelihoods of the decision maker; the inverse learner only knows the true state  $x$  and observes the actions of the decision maker. The two main questions we address are:

1. How can the inverse learner decide if the actions of a Bayesian decision maker is consistent with optimal stopping?
2. If the decision maker's actions are consistent with optimal stopping, how can the inverse learner estimate the stopping costs of the multiple environments?

## 1.1 Main results and context

The key results in this paper are summarized as follows:

**1. Inverse RL for Bayesian sequential stopping:** Our main result, Theorem 1 in Sec. 2 specifies a set of convex inequalities that are simultaneously necessary and sufficient for the actions of a Bayesian decision maker in multiple environments to be consistent with optimal stopping. If so, then Theorem 1 provides an algorithm for the inverse learner to generate set-valued estimates of the decision maker's costs in the multiple environments. An important aspect of our IRL approach is that it does not require knowledge of the decision maker's observation likelihood or observation sample paths to construct the costs incurred by the decision maker.

**2. Inverse RL for SHT and Search:** Sec. 3 and Sec. 4 construct IRL algorithms for two specific examples of Bayesian stopping time problems, namely, Sequential Hypothesis Testing (SHT) and Search. The main results, Theorem 2 and Theorem 3 specify necessary and sufficient conditions for the decision maker's actions to be consistent with optimal SHT and optimal search, respectively. If the conditions hold, Theorems 2 and 3 provide algorithms to estimate the incurred misclassification costs (for SHT) and search costs (for Bayesian search). In Sec. 3 for inverse SHT, we also propose an IRL algorithm to compute a point-estimate of the decision maker's costs. The point-estimate is computed by maximizing the regularized margin of the convex feasibility test for inverse SHT proposed in Theorem 2 and estimates the misclassification costs with up to 95% accuracy.

**3. Sample Complexity for IRL:** In Sec. 5, we propose IRL detection tests for optimal stopping, optimal SHT and optimal search under finite sample constraints. Theorems 4, 5 and 6 in Sec. 5 comprise our sample complexity results that characterize the robustness of the detection tests by specifying Type-I/II and posterior Type-I/II error bounds for the IRL detection tests. To the best of our knowledge, our finite sample complexity results for the IRL detector, namely, the sample size required to achieve a Type-I or Type-II error probability below a specified value for IRL, are novel. The proofs of all theorems are provided in the Appendix.

## Why IRL for a decision maker in multiple environments?

An important aspect of our IRL framework is that the inverse learner observes the decision maker in multiple environments. The purpose of this section is to motivate this framework.

We consider a decision maker operating over  $M$  environments. In each environment, the decision maker solves a stopping time problem with a distinct stopping cost. The decision maker has a fixed observation likelihood (sensor accuracy) and sensing cost (operating cost) that is invariant across multiple environments. Therefore, there are up to  $M$  distinct strategies exhibited by the decision maker, one for each environment. Let  $J(\mu_m, s_m)$  denote the expected cost incurred by the decision maker when it chooses stopping strategy  $\mu_m$  in environment  $m$  with stopping cost  $s_m$ .

Consider now the inverse learner’s perspective. Assume that the inverse learner does not know the stopping costs  $s_m$ , but only observes<sup>1</sup> the set of strategies  $\{\mu_m, m = 1, 2, \dots, M\}$ . To achieve IRL, the inverse learner must first establish if the decision maker’s strategy in each environment is consistent with minimizing an expected cost. Equivalently, the inverse learner must check if the expected cost incurred by the decision maker in environment  $m$  by choosing strategy  $\mu_m$  is less than that incurred by all other (infinitely many) stopping strategies. However, the inverse learner does not observe infinitely many strategies, but only  $M$  strategies. Given the decision maker’s chosen strategies in  $M$  multiple environments with different stopping costs, the inverse learner’s procedure to identify if the decision maker is optimal or not is defined below:

**Definition 1 (Informal. IRL identifiability of optimal stopping agent.)** *Consider a Bayesian stopping agent that chooses strategy  $\mu_m$  in environment  $m$ , over multiple environments  $m = 1, 2, \dots, M$ . Then, the inverse learner solves the following feasibility problem to identify if the Bayesian agent is an optimal stopping time agent:*

$$\text{There exists } s_1, s_2, \dots, s_M \text{ such that: } J(\mu_m, s_m) \leq J(\mu_n, s_m), \forall m, n. \quad (1)$$

Here,  $J(\mu_m, s_n)$  is the decision maker’s cumulative expected cost if the decision maker chooses strategy  $\mu_m$  and incurs a stopping cost  $s_n$ .

The solution of the feasibility problem in (1) is the set-valued IRL estimate of the stopping costs incurred by the decision maker. Given the inverse learner’s information about the decision maker, the inverse learner can at best check if, in environment  $m$  where the decision maker incurs stopping cost  $\mu_m$ , the chosen strategy  $\mu_m$  incurs a smaller expected cost than that chosen in any other environment. The comparison in (1) between the performance of the decision maker’s strategy in each environment to the strategies chosen in all other (finitely many) environments is formalized in Definition 3 on page 10 and is achieved by the inverse learner via the IRL procedure in Theorem 1. We also refer the reader to the seminal work of Rust (1994, Ch. 3.5) on identifiability of MDPs for further justification of multiple environments. The above framework of a Bayesian stopping time decision maker operating in multiple environments arises in several applications; see Sec. 1.3 for details.

To summarize, the comparison in (1) is the key idea behind our main IRL result, namely, Theorem 1, which provides necessary and sufficient conditions for identifying Bayes optimality of a decision maker’s strategies in multiple environments.

---

1. We are deliberately simplifying the IRL framework here for explanatory reasons. Our main result assumes the inverse learner only observes the actions of the decision maker, and not the strategy.

## 1.2 Context. Bayesian revealed preferences for IRL

The formalism used in this paper to achieve IRL is *Bayesian revealed preferences* studied in microeconomics by Martin (2014); Caplin and Martin (2015) and Caplin and Dean (2015); see Sec. 1.4 for more details. We now discuss how our Bayesian revealed preference based IRL approach differs from classical IRL. Sec. 1.4 discusses related IRL literature in more detail.

1. The classical IRL frameworks (Ng et al., 2000; Abbeel and Ng, 2004) assume the observed agent is a reward maximizer (or equivalently, cost minimizer) and then seeks to estimate its cost function. The approach in this paper is more fundamental. We first *identify* if the decisions of a single decision maker in multiple environments are consistent with optimality and if so, we then generate set-valued estimates of the costs that are consistent with the observed decisions.
2. Classical IRL assumes complete knowledge of the decision maker’s observation likelihood. As mentioned above, we assume that the inverse learner only knows the state of nature and the action chosen when the decision maker stops. Specifically, the inverse learner does not know its observation likelihoods or the sequence of observation realizations.
3. In classical IRL, the agent’s reward depends only on the state of the decision process, and not on the agent’s actions. In this paper, we assume the reward depends on both the agent’s state and action. Such a parametrization occurs frequently in applications like autonomous driving (Bai et al., 2015) and robot planning (Spaan and Spaan, 2004).
4. *Algorithmic Issues*: In classical IRL (Abbeel and Ng, 2004), the inverse learner solves the Bayesian stopping time problem iteratively for various choices of the cost. This can be computationally prohibitive since it involves stochastic dynamic programming over a belief space which is PSPACE hard (Papadimitriou and Tsitsiklis, 1987). The IRL procedure in this paper is relatively computationally inexpensive since the inverse learner only needs to test for feasibility wrt a set of convex inequalities.

## 1.3 Applications of IRL for Bayesian stopping problems

IRL methods have been successfully applied to areas like robotics (Kretzschmar et al., 2016), user engagement in multimedia social networks such as YouTube (Hoiles et al., 2020), autonomous navigation by Abbeel and Ng (2004); Ziebart et al. (2008) and Sharifzadeh et al. (2016) and inverse cognitive radar (Krishnamurthy, 2020; Krishnamurthy et al., 2020). Below we discuss several real-world examples where an analyst aggregates data from a Bayesian stopping time agent, and has no knowledge of the agent’s observation likelihood for solving the IRL problem.

- *Consumer Insights and Ad Design Research*: Online multimedia are sequential Bayesian decision makers (Ratcliff and Smith, 2004; Krajbich et al., 2010); they accumulate evidence sequentially from audio-visual cues on the screen and then take an action (for example, playing a video, clicking on an ad etc. ). In advertisement design, an analyst observes how an online user (stopping time agent) reacts to a pop-up advertisement in multiple environments, where the environment is characterized by the current web-page, content and position of the ad etc. In consumer research for online movie platforms, the analyst observes whether an online user clicks on a movie thumbnail or not in multiple scenarios, where the scenario depends on factors like user’s past history of movies watched and neighboring movie thumbnails. The decision process of the online user (forward learner) in both these examples can be embedded into an

SHT framework, where the sensing cost is the cost of attention to visual cues and the stopping (terminal) cost measures the online user’s preferences for viewing the advertisement/movie. *By characterizing the content reactivity of online users in different multimedia platforms, IRL for stopping time problems is useful for targeted ad-design and content recommendation.*

- *Electronic counter-countermeasures in Electronic Warfare:* Sequential Bayesian jamming models are extensively used in Electronic Counter Measures (ECM) for mitigating radar systems; see Arik and Akan (2015); Song et al. (2016) and Arasaratnam et al. (2006) for details. *Our IRL techniques can be used for ECCM by the radar system to reverse engineer the adversarial ECM algorithms and avoid performance mitigation, hence extending the paper Krishnamurthy et al. (2020) to the Bayesian case.* For instance, suppose an adversarial radar uses Bayesian search to identify valuable targets like in Bourgault et al. (2003). Using IRL for inverse search, a radar analyst can use the estimated search costs of the adversarial radar for effectively designing the targets to avoid being easily detected.
- *Interpretable ML for Smart Healthcare:* Recently, sequential Bayesian models for assisting medical diagnoses have been aggressively used in smart healthcare like in Nishio et al. (2018); Onisko and Druzdzal (2013); Exarchos et al. (2013); Jack Lee and Chu (2012) and Thakor et al. (1994). These trained models are usually only accessible in an abstracted black-box format in an executable software application. *Our IRL algorithm provides an interpretable Bayesian decision model for these assistive algorithms.* Interpretability in AI-enabled healthcare (Ahmad et al., 2018) facilitates informed decisions for the debugging and improvement of assistive diagnoses.

#### 1.4 Related works in IRL

We now summarize the key IRL works in the literature and compare them to our paper.

(a) *IRL in fully observed environments:* Traditional IRL (Ng et al., 2000; Abbeel and Ng, 2004) aims to estimate an unknown deterministic reward function of an agent by observing the optimal actions of the agent in an Markov decision process (MDP) setting. The key assumption is the existence of an optimal policy. Our convex feasibility approach for IRL in stopping time problems can be viewed as a generalization of the feasibility inequalities in Ng et al. (2000, Theorem 3). Ng et al. (2000, Theorem 3) compute a feasible set of rewards that ensure the agent’s policy outperforms all other policies. Since the set of policies for an MDP is finite, Ng et al. (2000, Theorem 3) comprises a finite set of linear inequalities. In comparison, the set of policies for a partially observed MDP (POMDP) is infinite. From the feasible set of rewards, Ng et al. (2000); Ratliff et al. (2006) choose the max-margin reward, i.e., the reward that maximizes the regularized sum of differences between the performance of the observed policy and all other policies. In Sec. 3.4, we compute a regularized max-margin estimate of costs for inverse SHT and plot the reconstruction error. Abbeel and Ng (2004) achieve IRL by devising iterative algorithms for estimating the agent’s reward function. Abstractly, the key idea is to terminate the iterative process once the value function of the rewards converges to an  $\epsilon$  interval.

Ziebart et al. (2008) use the principle of maximum entropy for achieving IRL of an optimal agent. The key idea is to assume a prior pdf over the reward functions and estimate the posterior distribution of the true reward function. Levine and Koltun (2012) generalize IRL to continuous space processes and circumvent the problem of finding the optimal policy for candidate reward functions. Recently Fu et al. (2017); Wulfmeier et al. (2015); Sharifzadeh et al. (2016) and Finn et al. (2016) used deep

neural networks for IRL to estimate agent rewards parametrized by complicated non-linear functions. Ramachandran and Amir (2007) achieve IRL when the agent’s rewards are sampled from a prior distribution and the demonstrator’s trajectories are used to update the posterior distribution of the reward.

(b) *IRL in partially observed environments*: The influential works of Choi and Kim (2009, 2011) and Makino and Takeuchi (2012) are the first works on IRL in a POMDP setting. They extend traditional IRL (Ng et al., 2000; Abbeel and Ng, 2004) to an infinite state space (space of posterior beliefs of the agent). Makino and Takeuchi (2012) extend Bayesian IRL (Ramachandran and Amir, 2007) for MDPs to the POMDP setting. In analogy to Bayesian IRL, the aim is to compute the posterior distribution of reward functions given an observation dataset. The assumption of a softmax action policy suffices to compute the likelihood of the observation dataset given a reward function, and hence, bypasses the need to compare the agent’s performance with respect to other candidate policies.

Since our work is closely related to Choi and Kim (2009, 2011), we briefly review their approach. In Choi and Kim (2009, 2011), the inverse learner first checks if the agent chooses the optimal action given a particular posterior belief, for *finitely many beliefs* aggregated from the observed trajectories of belief-action pairs. This is analogous to our NIAS condition (15) in Theorem 2, where we check if the agent’s terminal action is optimal given its terminal belief. Next, the inverse learner check if the agent’s policy is optimal with respect to a *finite set of policies* that deviate from the observed policy by a single step. This resembles our NIAC condition (24) in Theorem 1 where we check for optimality of the Bayesian decision maker’s actions in multiple environments.

As Choi and Kim (2009, 2011) mention, this approach to checking for optimality only gives rise to a necessary condition, and not a necessary and sufficient condition like in Ng et al. (2000); Abbeel and Ng (2004), where the number of policies are finite. In other words, without prior information about the nature of the Q-function given a policy, it is impossible to check for global optimality, that is, find a reward function that outperforms *all* other policies (infinitely many policies). In complete analogy, our IRL feasibility conditions are necessary and sufficient for optimality when the inverse learner only has access to noisy measurements of the decision maker’s strategies in finitely many environments. In comparison to Choi and Kim (2011), the key discerning features of our work are: (1) Unobservability of agent dynamics, (2) No assumption of an optimal policy. (3) Dependence of cost on both the state and action and (4) IRL generalization for empirical (noisy) datasets.

(c) *Inverse Rational Control (IRC)*. IRC (Kwon et al., 2020) is a closely related field to IRL in partially observed environments. IRC models sub-optimality in decision makers as a mis-specified reward function and aims to estimate this reward. The IRC task comprises two sub-tasks:

First, the inverse learner constructs a map from a continuous space of reward functions parameterized by  $\theta$  to the reward’s optimal policy.

Second, based on a finite observation dataset  $\mathcal{D}$ , the underlying hyperparameter  $\theta$  is estimated as the maximum likelihood estimate  $\operatorname{argmax}_{\theta} \mathbb{P}(\mathcal{D}|\theta)$ .

In comparison, our approach bypasses the first sub-task in IRC by checking the feasibility of a finite set of convex inequalities. Given the information available to the inverse learner, these inequalities are both necessary and sufficient conditions for identifying optimality of a decision maker’s decisions in multiple environments. Indeed, increasing the number of environments in which the decision

maker’s actions are observed decreases the size of the feasible set of rationalizing rewards, and hence increases the precision of our set-valued IRL cost estimate.<sup>2</sup>

(d) *Revealed Preference.* The key formalism used in this paper to achieve IRL is *Bayesian revealed preferences* studied in microeconomics by (Martin, 2014; Caplin and Martin, 2015; Caplin and Dean, 2015). Non-parametric estimation of cost functions given a finite length time series of decisions and budget constraints is the central theme in the area of classical (non-Bayesian) revealed preferences in microeconomics, starting with Afriat (1967); Samuelson (1938) where necessary and sufficient conditions for constrained utility maximization are given; see also Varian (1982, 2012); Woodford (2012) and more recently in machine learning (Lopes et al., 2009).

(e) Examples of Bayesian stopping time problems. After constructing an IRL framework for general stopping time problems, this paper discusses two important examples, namely, inverse sequential hypothesis testing and inverse Bayesian search. Below we briefly motivate these examples. *Example 1. Inverse Sequential Hypothesis Testing (SHT).* Sequential hypothesis testing (SHT) (Poor, 1993; Ross, 2014) is widely studied in detection theory. The inverse SHT problem of estimating misclassification costs by observing the decisions of an SHT agent has not been addressed. Estimating SHT misclassification costs is useful in adversarial inference problems. For example, by observing the actions of an adversary, an inverse learner can estimate the adversary’s utility and predict its future decisions.

*Example 2. Inverse Bayesian Search.* In Bayesian search, each agent sequentially searches locations until a stationary (non-moving) target is found. Bayesian search (Ross, 2014) is used in vehicular tracking (Wong et al., 2005), image processing (Pele and Werman, 2008) and cognitive radars (Goodman et al., 2007). IRL for Bayesian search requires the inverse learner to estimate the search costs by observing the search actions taken by a Bayesian search agent in multiple environments with different search costs.

Bayesian search is a special case of the Bayesian multi-armed bandit problem (Gittins, 1989; Audibert and Bubeck, 2010). *A promising extension of our IRL approach would be to solve inverse Bayesian bandit problems, namely, estimate the Gittins indices of the bandit arms.* Regarding the literature in inverse bandits, Chan et al. (2019) propose a real-time assistive procedure for a human performing a bandit task based on the history of actions taken by the human. Noothigattu et al. (2020) solve the inverse bandit problem by assuming the inverse learner knows the variance of the stochastic reward; in comparison our setup assumes no knowledge of the rewards.

## 2. Identifying optimal Bayesian stopping and reconstructing agent costs

The IRL framework we consider comprises a decision maker’s actions in a stopping time problem over  $M$  environments, and an *inverse learner* that observes these actions. This section defines the IRL problem that the inverse learner faces and then presents two results regarding the inverse learner:

1. *Identifying Optimal Stopping.* Theorem 1 below provides a necessary and sufficient condition for the inverse learner to identify if the Bayesian decision maker chooses its actions as the solution of an optimal stopping problem.

---

2. Revealed preference micro-economics (Mas-Colell, 1978; Reny, 2015) have studied the consistency of the set-valued approach to eliciting agent rewards. Mas-Colell (1978) specifies conditions under which the feasible set of utility functions reconstructed from a dataset of agent actions converges to a point for infinite datasets. Reny (2015) constructs a quasi-concave utility function that rationalizes an infinite dataset.

2. *IRL for Reconstructing Costs.* Theorem 1 also shows that the continue and stopping costs of the Bayesian decision maker can be reconstructed by solving a convex feasibility problem. This section provides a complete IRL framework for Bayesian stopping time problems and sets the stage for subsequent sections where we formulate generalizations and examples.

## 2.1 Bayesian stopping agent

A Bayesian stopping time agent is parametrized by the tuple

$$\Xi = (\mathcal{X}, \pi_0, \mathcal{Y}, \mathcal{A}, B, \mu) \quad (2)$$

where

- $\mathcal{X} = \{1, 2, \dots, X\}$  is a finite set of states.
- At time 0, the true state  $x^o \in \mathcal{X}$  is sampled from prior distribution  $\pi_0$ .  $x^o$  is unknown to the agent.
- $\mathcal{Y} \subset \mathbb{R}$  is the observation space. Given state  $x^o$ , the observations  $y \in \mathcal{Y}$  have conditional probability density  $B(y, x^o) = p(y|x^o)$ .
- $\mathcal{A} = \{1, 2, \dots, A\}$  is the finite set of stopping actions.
- Finally,  $\mu$  denotes the agent's stopping strategy. The stopping strategy operates sequentially on a sequence of observations  $y_1, y_2, \dots$  as discussed below in Protocol 1.

**Protocol 1** *Sequential Decision-making protocol: Assume the agent knows  $\Xi$ .*

1. Generate  $x^o \sim \pi_0$ , at time  $t = 0$ . Here  $x^o$  is not known to the agent.
2. At time  $t > 0$ , agent records observation  $y_t \sim B(\cdot, x^o)$ .
3. Belief Update: Let  $\mathcal{F}_t$  denote the sigma-algebra generated by observations  $\{y_1, y_2, \dots, y_t\}$ . The agent updates its belief (posterior)  $\pi_t(x) = \mathbb{P}(x^o = x | \mathcal{F}_t)$ ,  $x \in \mathcal{X}$  using Bayes formula as

$$\pi_t = \frac{B(y_t)\pi_{t-1}}{\mathbf{1}'B(y_t)\pi_{t-1}}, \quad (3)$$

where  $B(y) = \text{diag}(\{B(y, x), x \in \mathcal{X}\})$ . The belief  $\pi_t$  is an  $X$ -dimensional probability vector in the  $X - 1$  dimensional unit simplex

$$\Delta(\mathcal{X}) \stackrel{\text{def}}{=} \{\pi \in \mathbb{R}_+^X : \mathbf{1}'\pi = 1\}. \quad (4)$$

4. Choose action  $a_t = \mu(\pi_t, t)$  from the set  $\mathcal{A} \cup \{\text{continue}\}$ . If  $a_t \in \mathcal{A}$ , then stop, else if  $a_t = \text{continue}$ , set  $t = t + 1$  and go to Step 2.

The stopping strategy  $\mu$  is a (possibly randomized) time-dependent mapping from the agent's belief at time  $t$  to the set  $\mathcal{A} \cup \{\text{continue}\}$ . That is,  $\mu : \Delta(\mathcal{X}) \times \mathbb{Z}^+ \rightarrow \mathcal{A} \cup \{\text{continue}\}$ . We define the random variable  $\tau$  as the time when the agent stops and takes a stop action from  $\mathcal{A}$ .

$$\tau = \inf\{t \geq 0 \mid \mu(\pi_t, t) \neq \{\text{continue}\}\}. \quad (5)$$

Note that the random variable  $\tau$  implicitly depends on the strategy  $\mu$  and belief  $\pi_t$ . Clearly, the set  $\{\tau = t\}$  is measurable wrt  $\mathcal{F}_t$ , hence, the random variable  $\tau$  is adapted to the filtration  $\{\mathcal{F}_t\}_{t \geq 0}$ . In



the following sub-section, we will introduce costs for the agent's stop and continue actions. We will use  $\tau$  for expressing the expected cumulative cost of the agent.

Summary: The Bayesian stopping agent is parameterized by  $\Xi$  and operates according to Protocol 1. Several decision problems such as SHT and sequential search fit this formulation.

## 2.2 Optimal Bayesian stopping agent in multiple environments

So far we have defined a Bayesian stopping agent. Our main IRL result is to identify if a Bayesian stopping agent's behavior in a set of environments  $\mathcal{M}$  is *optimal*. The purpose of this section is to define optimal Bayesian stopping in multiple environments. For identifiability reasons (see assumption (A2) below) we require at least two environments ( $M \geq 2$ ).

An optimal Bayesian stopping agent in multiple environments is

$$\Xi_{opt} = (\Xi, \mathcal{M}, \mathcal{C}, \mathbf{s}, \boldsymbol{\mu}). \quad (6)$$

In (6),

- $\mathcal{M}$  is the set of  $M$  environments.
- The parameters  $\mathcal{X}, \mathcal{Y}, \mathcal{A}, \pi_0, p$  in  $\Xi$  (2) and continue cost  $\mathcal{C}$  (defined below) are the same for all environments in  $\mathcal{M}$ .
- $\mathcal{C} = \{c_t\}_{t \geq 0}, c_t(x) \in \mathbb{R}^+$  is the continue cost incurred in any environment  $m \in \mathcal{M}$  at time  $t$  given state  $x^o = x$ .
- $\mathbf{s} = \{s_m(x, a), x \in \mathcal{X}, a \in \mathcal{A}, m \in \mathcal{M}\}, s_m(x, a) < \infty$  is the cost for taking stop action  $a$  when the state  $x^o = x$  in the  $m^{\text{th}}$  environment.
- $\boldsymbol{\mu} = \{\mu_m, m \in \mathcal{M}\}$  is the set of optimal stopping strategies of the Bayesian stopping agent over the set of environments  $\mathcal{M}$ , where the optimality is defined in Definition 2 below. In environment  $m$ , the Bayesian stopping agent employs its stopping strategy  $\mu_m, m \in \mathcal{M}$  and operates according to Protocol 1.

**Definition 2 (Optimal Stopping Strategy)** For any environment  $m \in \mathcal{M}$ , strategy  $\mu_m$  is optimal for stopping cost  $s_m(x, a)$  iff

$$\mu_m(\pi, \tau) = \operatorname{argmin}_{a \in \mathcal{A}} \pi'_t \bar{s}_{m,a}, \quad (7)$$

$$J(\mu_m, s_m) = \inf_{\mu} J(\mu, s_m), \quad (8)$$

where the optimization is over the set of all stationary stopping strategies  $\mu$ . Here  $J(\mu, s_m)$  is the expected sum of cumulative continue and stopping cost for a stopping strategy  $\mu$  and stopping cost  $s_m(x, a)$ .

$$J(\mu, s) = G(\mu, s) + C(\mu), \quad G(\mu, s) = \mathbb{E}_{\mu} \left\{ \pi'_{\tau} \bar{s}_{\mu(\pi_{\tau}, \tau)} \right\}, \quad C(\mu) = \mathbb{E}_{\mu} \left\{ \sum_{t=0}^{\tau-1} \pi'_t \bar{c}_t \right\}. \quad (9)$$

$\mathbb{E}_{\mu}$  denotes expectation parametrized by  $\mu$  wrt the probability measure induced by  $y_{1:\tau}$ <sup>3</sup>.  $\bar{s}_a, \bar{c}_t$  are the stopping and continue cost vectors, respectively, vectorized over all  $x \in \mathcal{X}$ .

---

3. Recall that the continue cost is defined as a positive real number. This implies that  $\tau$  is finite a.s.

Definition 2 is standard for the optimal strategy in a sequential stopping problem. The optimal strategy naturally decomposes into two steps: choosing whether to continue or stop according to (8); and if the decision is to stop, then choose a specific stopping action from  $\mathcal{A}$  according to (7). The optimal stopping strategies  $\mu_m, m \in \mathcal{M}$  that satisfy the conditions (7), (8) can be obtained by solving a stochastic dynamic programming problem (Krishnamurthy, 2016). It is a well known result (Lovejoy, 1987) that the optimal stopping strategy has the following structure: the set of beliefs for which it is optimal to stop is a convex set.

### 2.3 IRL for inverse optimal stopping. Main result

We now discuss an inverse learner centric view of the Bayesian stopping time problem and the main IRL result. Suppose the inverse learner observes the actions of a Bayesian stopping agent in  $M$  environments, where each environment is characterized by the stopping costs incurred by the agent. Suppose the agent performs several independent trials of Protocol 1 in all  $M$  environments. We make the following assumptions about the inverse learner performing IRL.

(A1) The inverse learner knows the dataset

$$\mathcal{D}_M = (\pi_0, \mathbf{p}), \quad (10)$$

where  $\mathbf{p} = \{p_m(a|x), x \in \mathcal{X}, a \in \mathcal{A}, m \in \mathcal{M}\}$ .  $p_m(a|x)$  is the Bayesian stopping agent's conditional probability of choosing stop action  $a$  at the stopping time given state  $x^o = x$  in the  $m^{\text{th}}$  environment. We call  $p_m(a|x)$  as the agent's *action selection policy*.

*Note.* The inverse learner does not know the stopping times; it only has access to the conditional density of which stop action  $a$  was chosen given the true state  $x^o$ .

(A2) In data set  $\mathcal{D}_M$ , there are at least  $M \geq 2$  environments with distinct stopping costs.

*Remark:* Both assumptions are discussed below after the main theorem, but let us make some preliminary remarks at this stage. (A1) implies the inverse learner observes the stopping actions chosen by a Bayesian stopping agent in a finite number ( $M$ ) of environments, where the agent performs an infinite number of independent trials of Protocol 1 in each environment; see discussion in Sec. 2.5 for asymptotic interpretation. In Sec. 5 we will consider finite sample effects where the inverse learner observes the agent performing a finite number of independent trials of Protocol 1. Assumption (A2) is necessary for the inverse optimal stopping problem to be well-posed.

The finite assumption on  $\mathcal{M}$  in (A1) imposes a restriction on our IRL task of identifying optimality of a Bayesian stopping agent formalized below:

**Definition 3 (IRL identifiability of optimal Bayesian stopping agent.)** *The inverse learner identifies the tuple  $(\Xi, \mathcal{C}, \{s_m(x, a), \mu_m, m \in \mathcal{M}\})$  as an optimal Bayesian stopping agent iff condition (7) and the following inequalities hold*

$$J(\mu_m, s_m) \leq \min_{\mu \in \{\mu_n, n \in \mathcal{M}\}} J(\mu, s_m), \quad \forall m \in \mathcal{M}. \quad (11)$$

*Recall  $J(\cdot)$  is the agent's expected cumulative cost (9).*

Definition 3 formalizes the IRL identification procedure of the inverse learner in Definition 1. Since the inverse learner only observes  $M$  strategies chosen by the stopping agent, the best the inverse

learner can do is check if the stopping agent chooses the best stopping strategy in each environment relative to its chosen strategies in all other environments. This is precisely what Theorem 1 below achieves when the inverse learner has access to noisy measurements of the agent’s strategies (action selection policies).

We now present our first main result for our IRL framework. The result specifies a set of inequalities that, given the inverse learner’s specifications in assumptions (A1) and (A2), are simultaneously *necessary* and *sufficient* for the inverse learner to identify a Bayesian stopping agent’s actions to be optimal in the sense of Definition 3.

**Theorem 1 (IRL for inverse Bayesian optimal stopping (Caplin and Dean, 2015))** *Consider the inverse learner with dataset  $\mathcal{D}_M$  (10) obtained from a Bayesian stopping agent’s actions over  $M$  environments. Assume (A1) and (A2) hold. Then:*

1. Identifiability: *The inverse learner can identify if the dataset  $\mathcal{D}_M$  is generated by an optimal Bayesian stopping agent (Definition 3).*
2. Existence: *There exists an optimal stopping agent parameterized by tuple  $\Xi_{opt}$  (28), if and only if there exists a feasible solution to the following convex (in stopping costs) inequalities:*

Find  $s_m(x, a) \in \mathbb{R}_+ \forall m \in \mathcal{M}$  s.t.

$$\text{NIAS}(\mathcal{D}_M, \{s_m(x, a), x \in \mathcal{X}, a \in \mathcal{A}, m \in \mathcal{M}\}) \leq 0, \quad (12)$$

$$\text{NIAC}(\mathcal{D}_M, \{s_m(x, a), x \in \mathcal{X}, a \in \mathcal{A}, m \in \mathcal{M}\}) \leq 0. \quad (13)$$

The NIAS (No Improving Action Switches) and NIAC (No Improving Action Cycles) inequalities are defined in (15), (16) below, and are convex in the stopping cost  $s_m(x, a), m \in \mathcal{M}$ .

3. Reconstruction of costs:

- (a). *The set-valued IRL estimate of the stopping costs the Bayesian stopping agent incurs in the  $M$  environments is the set of all feasible solutions to the NIAS and NIAC inequalities.*
- (b). *For a feasible set of stopping costs  $\{s_m, m \in \mathcal{M}\}$ , the set-valued IRL estimate of the expected cumulative continue costs  $\{C_m, m \in \mathcal{M}\}$  is the set of all feasible solutions to the following linear (in  $\{C_m, m \in \mathcal{M}\}$ ) inequalities:*

$$\text{SUMCOST}(\{p_m(a|x), s_m(x, a), m \in \mathcal{M}\}, \pi_0) \leq 0, \quad (14)$$

where SUMCOST is defined in (17), and  $C_m$  is the expected cost of the Bayesian stopping agent in environment  $m$ . ■

Theorem 1 is proved in Appendix A. It says that identifying if a set  $\mathcal{M}$  comprising stopping actions of a Bayesian stopping agent in multiple environments is optimal and then reconstructing the costs incurred in the environments is equivalent to solving a convex feasibility problem. Theorem 1 provides a constructive procedure for the inverse learner to generate set valued estimates of the stopping cost  $s_m(x, a)$  and expected cumulative continue cost  $C_m$  for all environments  $m \in \mathcal{M}$ . Algorithms for convex feasibility such as interior points methods (Boyd and Vandenberghe, 2004) can be used to check feasibility of (12) and (13) (defined in (15) and (16) below) and construct a feasible solution. The inequalities NIAS, NIAC and SUMCOST denoted abstractly in Theorem 1 are defined below:

**Definition 4 (NIAS, NIAC and SUMCOST inequalities)** Given dataset  $\mathcal{D}_M$ , stopping costs  $\{s_m(x, a), m \in \mathcal{M}\}$  and expected continue costs  $\{C_m, m \in \mathcal{M}\}$ :

$$\text{NIAS} : \sum_{x \in \mathcal{X}} p_m(x|a)(s_m(x, a) - s_m(x, b)) \leq 0, \forall a, m. \quad (15)$$

$$\text{NIAC} : \sum_{m \in \widehat{\mathcal{M}}} \left( \mathbb{E}_{p_m(a)} \left\{ \max_{a' \in \mathcal{A}} \mathbb{E}_x \{s_m(x, a) - s_{m+1}(x, a')|a\} \right\} \right) \leq 0,$$

for any subset of indices  $\widehat{\mathcal{M}} \subseteq \mathcal{M}$ , where  $m_k + 1 = m_{k+1}$  if  $k < l$  and  $m_l + 1 = m_1$ . (16)

$$\text{SUMCOST} : \mathbb{E}_{\pi_0} \{ \mathbb{E}_{p_m(a|x)} \{s_m(x, a)|x\} \} + C_m \leq \mathbb{E}_{p_n(a)} \{ \min_{a' \in \mathcal{A}} \mathbb{E}_x \{s_m(x, a)|a\} \} + C_n, \quad (17)$$

$$\forall m, n \in \mathcal{M}.$$

Let us now provide an intuitive explanation for the abstract inequalities of Theorem 1.

NIAS (12): NIAS applies to each of the  $M$  environments in  $\mathcal{M}$ . NIAS checks if, for every environment, the agent chooses the optimal stop action given its stopping belief and stopping strategy.

NIAC (13): NIAC checks for optimality of the agent's stopping strategies in  $M$  environments. Since the stopping agent chooses its strategies in a finite number ( $M$ ) environments, NIAC checks if the agent's strategy in the  $m^{\text{th}}$  environment performs at least as well as the strategies of the agent in all other environments given the environment's stopping cost  $s_m(x, a)$ , for all  $m \in \mathcal{M}$ . If so, it constructs a feasible set of stopping costs in the  $M$  environments so that the chosen strategies are consistent with an optimal stopping agent.

SUMCOST (14): If the Bayesian agent is an optimal stopping agent (NIAS and NIAC have a feasible solution), SUMCOST constructs a set of feasible expected continue costs incurred by the Bayesian agent in the multiple environments. The feasibility of NIAS and NIAC ensures that the SUMCOST inequalities have a feasible solution. In (17), the RHS term is the expected cumulative cost of the agent in environment  $n$  given the stopping costs in environment  $m$ . The feasibility inequality (17) checks for feasible expected cumulative continue costs so that the agent's stopping strategies in  $\mathcal{M}$  are identified as optimal by the inverse learner, i.e., (11) is satisfied.

## 2.4 Discussion of Theorem 1

We now discuss the implications of Theorem 1 and contextualize the NIAS and NIAC feasibility inequalities (12), (13) of Theorem 1.

### (i) Necessity and Sufficiency.

The NIAS and NIAC conditions (12), (13) are necessary and sufficient for the inverse learner to identify an optimal stopping agent. This makes Theorem 1 a remarkable result. If no feasible solution exists, then the dataset  $\mathcal{D}_M$  cannot be rationalized by an optimal Bayesian stopping agent. Also, if there exists a feasible solution, then the dataset  $\mathcal{D}_M$  must be generated by an optimal stopping agent in multiple environments (Definition 3).

### (ii) IRL for boundedly rational forward learner.

Theorem 1 can be straightforwardly extended to the case when the forward learner has computational constraints (bounded rationality) and therefore, chooses a sub-optimal strategy. Suppose the inverse learner does not know the extent of sub-optimality in the forward learner's strategy. Then, using Theorem 1, the inverse learner can identify  $\epsilon$ -optimality in the forward learner's strategy and

reconstruct the forward learner’s costs. (Here  $\epsilon$  is the performance loss of the forward learner when using its sub-optimal strategy.) Thus, we can extend the IRL methods of Brown et al. (2019) to a partially observed setting when the inverse learner does not know the extent of sub-optimality of the forward learner’s strategy.

**(iii) Set valued estimate vs point estimate.**

An important consequence of Theorem 1 is that the reconstructed utilities are set-valued estimates rather than point valued estimates even though the dataset  $\mathcal{D}_M$  has  $K \rightarrow \infty$  samples. Estimating the costs from the solution of a cost minimization problem is an ill-posed problem. Put differently, all points in the feasible set of rationalizing costs explain the dataset  $\mathcal{D}_M$  equally well.

**(iv) Consistency of Set-Valued Estimate.**

The necessity proof of Theorem 1 implies that if the Bayesian agent is an optimal stopping agent, then the true stopping costs incurred by the agent are feasible wrt the convex NIAS and NIAC inequalities. Hence, the IRL procedure is consistent in that the true costs belong to the set of feasible solutions to the NIAS and NIAC inequalities.

**(v) Context: NIAS and NIAC.**

The inequalities (7), (11) for the inverse learner to identify an optimal stopping agent can be written in abstract notation as (18), (19), respectively, as shown below:

$$\text{NIAS}(\{\{p(y_{1:\tau(\mu_m)}|x), x \in \mathcal{X}\}, s_m, m \in \mathcal{M}\}, \pi_0) \leq 0, \quad (18)$$

$$\text{NIAC}^*(\{\{p(y_{1:\tau(\mu_m)}|x), x \in \mathcal{X}\}, s_m, C_m, m \in \mathcal{M}\}, \pi_0) \leq 0. \quad (19)$$

Eq. (12) in Theorem 1 (defined in (15)) is obtained by replacing the unknown likelihood  $p(y_{1:\tau(\mu_m)}|x)$  in (18) with the known action selection policy  $p_m(a|x)$ . As discussed in the proof (Appendix A),  $p_m(a|x)$  is a noisy measurement of  $p(y_{1:\tau(\mu_m)}|x)$ .

The NIAC inequality (16) is a surrogate for the NIAC\* inequality (19); it ensures that the agent’s stopping strategy in each environment  $m$  performs better than that chosen by the agent in any other environment given stopping cost  $s_m(x, a)$ . The NIAC inequality considers the surrogate expected stopping cost which is obtained by using  $p_m(a|x)$  instead of  $p(y_{1:\tau(\mu_m)}|x)$  in the expected stopping cost definition (9). It says that the cumulative surrogate stopping cost is smaller than that obtained by shuffling the chosen action selection policies among the environments.

Unlike (19), note that in Definition 4, the NIAC inequality does not contain the (unknown) expected cumulative continue costs as an argument. The necessity of the NIAC inequality (16) to hold can be shown trivially via a telescoping sum. However, for sufficiency, it will be shown in Appendix A that if NIAC inequality (16) holds, then there exist positive reals  $\{C_m, m \in \mathcal{M}\}$  that satisfy the NIAC\* inequality (19), thereby showing the existence of stopping strategies chosen by an optimal Bayesian stopping agent that generate  $\mathcal{D}_M$  which is precisely the objective of Theorem 1.

**(vi) Private and Public Beliefs.**

The stopping belief  $\pi_\tau$  in (8) can be interpreted as the *private belief* evaluated by the agent after measuring  $y_{1:\tau}$  in the sense of Bayesian social learning (Krishnamurthy, 2016; Chamley, 2004). Since  $\pi_\tau$  is unavailable to the inverse learner, it uses the *public belief*  $p(x|a)$  as a result of the agent’s stop action to estimate its incurred costs.

## 2.5 Discussion of (A1) and (A2)

### (A1)

To motivate (A1), suppose for each environment  $m \in \mathcal{M}$ , the inverse learner records the Bayesian stopping agent's true state  $x_{k,m}^o$ , stopping action  $a_{k,m}$  and stopping time  $\tau_k(\mu_m)$  over  $k = 1, 2, \dots, K$  independent trials. Then the pmf  $p_m(a|x)$  in (10) is the limit pmf of the empirical pmf  $\hat{p}_m(a|x)$  as the number of trials  $K \rightarrow \infty$  defined as:

$$\hat{p}_m(a|x) = \frac{\sum_{k=1}^K \mathbb{1}\{x_{k,m}^o = x, a_{k,m} = a\}}{\sum_{k=1}^K \mathbb{1}\{x_{k,m}^o = x\}}. \quad (20)$$

Specifically, since for each  $m \in \mathcal{M}$  the sequence  $\{x_{k,m}^o, a_{k,m}\}$  is i.i.d for  $k = 1, 2, \dots, K$ , by Kolmogorov's strong law of large numbers, as the number of trials  $K \rightarrow \infty$ ,  $\hat{p}_m(a|x)$  converges with probability 1 to the pmf  $p_m(a|x)$ . In the remainder of the paper (apart from Sec. 5), we will work with the asymptotic dataset  $\mathcal{D}_M$  for IRL. In Sec. 5 we analyze the effect of finite sample size  $K$  on the inverse learner using concentration inequalities.

### (A2)

(A2) is necessary for the identification of an optimal stopping agent (Definition 3) to be well-posed. Suppose (A2) does not hold. Then, for  $M = 2$  and true stopping costs  $s_1 = s_2$ , we have  $p_1(a|x) = p_2(a|x)$  in  $\mathcal{D}_M$ . This implies the set of feasible solutions  $(C_1, C_2)$  for the feasibility inequality (17) is the set  $\{(C_1, C_2) : C_1 = C_2, C_1, C_2 \in \mathbb{R}_+\}$  and is hence, unidentifiable.<sup>4</sup>

## UNOBSERVABILITY OF AGENT COSTS

The inverse learner does not know the agent's observation sequences  $\{y_{1:\tau}, m \in \mathcal{M}\}$ , observation likelihood  $B$  or the continue cost  $\mathcal{C}$ . Otherwise the IRL task is equivalent to using optimality equations (7), (11) to reconstruct the costs. Given partial information about the continue cost, how to formulate feasibility constraints for the inverse learner to identify optimal stopping behavior? The set of NIAC inequalities (13) that require the action selection policies as input is a surrogate to the set of NIAC\* inequalities that take in the unobserved stopping strategies as input for the inverse learner to identify optimality of the agent's strategies. However, when the continue cost is known exactly to the inverse learner as discussed in Sec. 3, the action selection policies with the prior  $\pi_0$  are sufficient statistics for the NIAS and NIAC\* inequalities that the inverse learner can use to estimate the agent stopping costs for the sequential hypothesis testing (SHT) problem, as discussed in Sec. 3.

## 2.6 Outline of proof of Theorem 1

The proof of Theorem 1 in Appendix A involves two main ideas. The first key idea is to specify a fictitious likelihood  $\mathbb{P}_\mu(\tilde{y}_\pi|x)$  parametrized by the stopping strategy so that given strategy  $\mu$ , observation likelihood  $B$  and prior  $\pi_0$ , the observation trajectory  $y_{1:\tau}$  of the stopping time problem yields an identical stopping belief  $\pi_\mu$ , i.e.,

$$\mathbb{P}(\tilde{y}_\pi|x, \mu) = \mathbb{P}(\{y_{1:\tau}\} : \pi_\tau = \pi|x).$$

4. The condition  $M = 1$  (or equivalently,  $M = 2$  with equal stopping costs) is analogous to probing an agent with the same probe vector in classical revealed preferences (Afriat, 1967; Varian, 2012). The obtained dataset of probes and responses can be rationalized by any concave, locally non-satiated, monotone utility function thus leading to loss of identifiability of the agent's utilities.

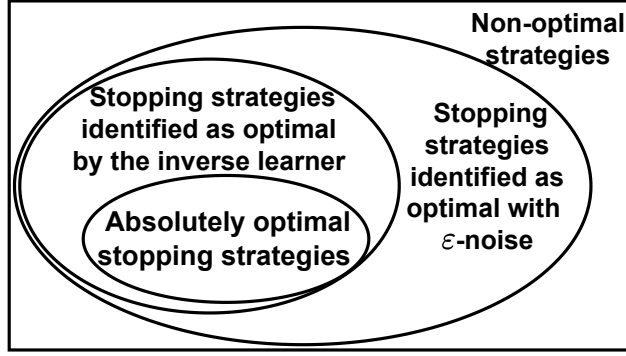


Figure 1: Given tuple  $(\Xi, \mathcal{C}, \{s_m(x, a), m \in \mathcal{M}\})$ , the set of stopping strategies (11) of a stopping agent identified as an optimal stopping agent by the inverse learner (Definition 3) contains the stopping strategies of an absolutely optimal agent defined by (7), (8). Such strategies can be obtained by small perturbations of the absolute optimal strategies such that the Bayesian stopping agent's strategy in each environment still performs better than that chosen by the agent in any other environment in  $\mathcal{M}$ . Like Sec. 2, Sec. 3 and 4, deals with identifying such optimal strategies for the SHT and search problems. In Sec. 5, we will detect if the agent's strategies corrupted by noise (due to finite sample constraints) belong to the set of strategies identified as optimal strategies by the inverse learner.

A more precise statement is given in (63). In other words, a one-step Bayesian update using the likelihood  $\mathbb{P}(\tilde{y}_\pi|x, \mu)$  is equivalent to the multi-step Bayesian update (3) of the state till the stopping time. This idea is shown in Fig. 2. Recall that the cumulative expected cost of the agent comprises two components, the stopping cost and cumulative continue cost. A useful property of this fictitious likelihood is that it is a sufficient statistic for the expected stopping cost  $G(\cdot)$ .

The second main idea is to formulate the agent's expected cumulative cost using the observed action selection policy  $p(a|x)$  of the agent instead of the unobserved fictitious likelihood  $p(y_{1:\tau(\mu_m)}|x)$  that determines the expected stopping cost.  $p_m(a|x)$  (10) is a stochastically garbled (noisy) version of  $p(y_{1:\tau(\mu_m)}|x)$ . We use this concept to formulate the NIAS and NIAC inequalities whose feasibility given  $\mathcal{D}_M$  is necessary and sufficient for identifying an optimal stopping by a Bayesian stopping agent in multiple environments.

Showing that feasibility of the NIAS and NIAC inequalities (12), (13) is a necessary condition for the stopping strategies chosen by the Bayesian stopping agent to be optimal, (7), (11) is straightforward. The key idea in the sufficiency proof is to note that the elements of the garbling matrix that maps the fictitious observation likelihood to the action selection policy is unknown to the inverse learner. Hence, the inverse learner can arbitrarily assume  $p_m(a|x)$  to be an accurate measurement of  $p(y_{1:\tau(\mu_m)}|x)$ . We then show that for a feasible set of viable stopping costs  $\{s_m(x, a), C_m, m \in \mathcal{M}\}$  that satisfy the NIAS and NIAC inequalities, there exist a set of positive reals  $\{C_m, m \in \mathcal{M}\}$  that satisfy (7), (11) with the expected cumulative continue cost incurred by the agent in the  $m^{\text{th}}$  environment set to  $C_m$ .

The NIAS and NIAC inequalities are convex in the stopping costs  $s_m, m \in \mathcal{M}$ . The inverse learner can solve for these convex feasibility constraints to obtain a feasible solution. Thus, we have

a constructive IRL procedure for reconstructing the stopping and expected cumulative continue costs for the inverse optimal stopping time problem.

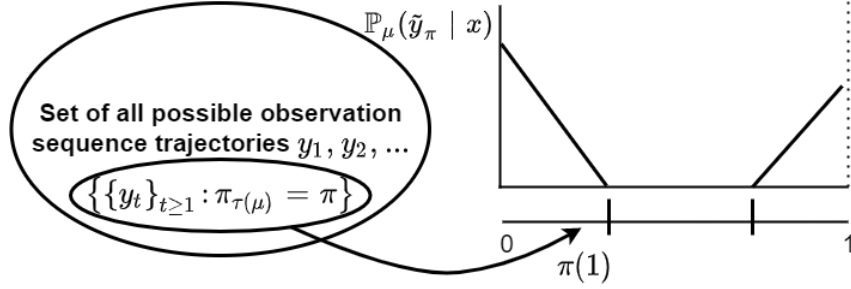


Figure 2: Schematic illustration of first main idea of proof of Theorem 1 for the case when  $X = 2$ . The key idea is to construct a fictitious observation likelihood  $\mathbb{P}_\mu(\tilde{y}_\pi | x)$  for compact representation of the agent’s expected stopping cost. The probability of generating the fictitious observation  $\tilde{y}_\pi$  is equal to the probability of a sequence of observations yielding a stopping belief  $\pi$  for a given stopping time  $\mu$ .

## 2.7 Summary

This section has laid the groundwork for IRL of a Bayesian stopping time agent. Specifically, we discussed the dynamics of the Bayesian stopping time agent in a single environment (2) and multiple environments (6). We then described the IRL problem that the inverse learner aims to solve. Theorem 1 gave a necessary and sufficient condition for a Bayesian stopping time agent to be identified as an optimal stopping agent when its decisions in multiple environments are observed by the inverse learner. The agent’s stopping cost in each environment can be estimated by solving a convex feasibility problem. Theorem 1 forms the basis of the IRL framework in this paper. Next, we develop IRL results for 2 examples of stopping time problems, namely, sequential hypothesis testing and Bayesian search.

## 3. Example 1. IRL for sequential hypothesis testing (SHT)

We now discuss our first example of IRL for an optimal Bayesian stopping time problem, namely, *inverse* Sequential Hypothesis Testing (SHT). Our main result below (Theorem 2) specifies a necessary and sufficient condition for IRL in SHT. The SHT problem is a special case of the optimal Bayesian stopping problem discussed in Sec. 2.2 since the continue cost  $c_t$  (2) is a constant for all time  $t$  in the SHT problem. For our IRL task, the continue cost can be chosen as 1 WLOG. This additional structure implies that the inverse learner can reconstruct the SHT misclassification costs by solving a linear feasibility problem.

### 3.1 Sequential hypothesis testing (SHT) Problem

Let  $y_1, y_2, \dots$  be a sequence of i.i.d observations. Suppose the Bayesian agent knows that the pdf of  $y_i$  is either  $p(y|x = 1)$  or  $p(y|x = 2)$ . The aim of classical SHT is to decide sequentially on whether  $x = 1$  or  $x = 2$  by minimizing a combination of the continue (measurement) cost and



misclassification cost. In analogy to Sec. 2.2, we now define a set of SHT environments in which a Bayesian stopping agent operates.

**Definition 5 (Optimal SHT in multiple environments)** *The set  $\mathcal{M}$  of optimal SHT in multiple environments is a special case of optimal stopping in multiple environments  $\Xi_{\text{opt}}$  (6) with:*

- $\mathcal{X} = \{1, 2\}$ ,  $\mathcal{Y} \subset \mathbb{R}$ ,  $\mathcal{A} = \mathcal{X}$ .
- $s_m(x, a)$  is the stopping cost incurred by the agent in the  $m^{\text{th}}$  SHT environment parametrized by misclassification costs  $(\bar{L}_{m,1}, \bar{L}_{m,2})$ .

$$s_m(x, a) = \begin{cases} \bar{L}_{m,1}, & \text{if } x = 1, a = 2, \\ \bar{L}_{m,2}, & \text{if } x = 2, a = 1, \\ 0, & \text{if } x = a \in \{1, 2\}. \end{cases}$$

- $\mathcal{C} = \{c_t\}_{t \geq 0}$ ,  $c_t(x) = c \in \mathbb{R}^+$ ,  $\forall x \in \mathcal{X}$  is the constant continue cost.
- $\{\mu_m, m \in \mathcal{M}\}$  are the SHT stopping strategies chosen by the Bayesian agent over  $M$  SHT environments defined below.

The SHT stopping strategies in the above definition satisfy the optimality conditions in Definition 2 and can be computed using stochastic dynamic programming (Krishnamurthy, 2016). The solution for  $\mu_m$  for the  $m^{\text{th}}$  SHT environment is well-known (Lovejoy, 1987) to be a stationary policy with the following threshold rule parameterized by scalars  $\alpha_m, \beta_m \in (0, 1)$ :

$$\mu_m(\pi) = \begin{cases} \text{choose action 2,} & \text{if } 0 \leq \pi(x = 2) \leq \beta_m \\ \text{continue,} & \text{if } \beta_m < \pi(x = 2) \leq \alpha_m \\ \text{choose action 1,} & \text{if } \alpha_m < \pi(x = 2) \leq 1. \end{cases} \quad (21)$$

*Remark:* Since the SHT dynamics can be parameterized by  $c, \bar{L}_1, \bar{L}_2$ , we can set  $c = 1$  without loss of generality since the optimal policy is unaffected.

### 3.2 IRL for inverse SHT. Main assumptions

Suppose the inverse learner observes the actions of a Bayesian stopping agent in  $M$  SHT environments. In addition to assumptions (A2), we assume the following about the inverse learner performing IRL for identifying an SHT agent:

(A3) The inverse learner has the dataset

$$\mathcal{D}_M(\text{SHT}) = (\mathcal{D}_M, \{C_m, m \in \mathcal{M}\}), \quad (22)$$

where  $\mathcal{D}_M$  is defined in (10),  $C_m = \mathbb{E}_{\mu_m}\{\tau\}$  is the expected continue cost incurred by the Bayesian agent in the  $m^{\text{th}}$  environment.

(A4) The stopping strategies  $\{\mu_m, m \in \mathcal{M}\}$  are stationary strategies characterized by the threshold structure in (21).

(A5) There exist positive numbers  $\delta_1$  and  $\delta_2$ , ( $0 < \delta_1 < \delta_2 < 1$ ) such that the two conditions below are satisfied for the unobserved strategies  $\{\mu_m\}$  chosen by the Bayesian agent:

$$(i) \beta_m \leq \delta_1 \leq \delta_2 \leq \alpha_m, \forall m \in \mathcal{M}, (ii) \delta_1/(1 - \delta_1) \leq \bar{L}_{m,1}/\bar{L}_{m,2} \leq \delta_2/(1 - \delta_2),$$

where  $\alpha_m, \beta_m$  are the threshold values of the stationary strategy  $\mu_m$  chosen by the Bayesian agent in environment  $m$ .

*Remarks:* (i) (A3) specifies additional information the inverse learner has for performing IRL for SHT by recording the agent decisions over  $K \rightarrow \infty$  independent trials. Since the continue cost is 1, the expected cumulative continue cost is simply the expected stopping time of the agent. The inverse learner obtains an a.s. consistent estimate of the expected stopping time by computing the sample average of the  $K$  stopping times.

(ii) (A4) and (A5) comprise partial information the inverse learner has about the stopping strategies chosen by the agent and its observation likelihood. An important consequence is that the expected stopping cost of the SHT agent (8), which is a complicated function of the unobserved observation likelihood  $B$ , can now be formulated as a linear function of the observed agent action selection policy  $p_m(a|x)$

$$G(\mu_m, s_n) = \sum_{x,a} \pi_0(x) p_m(a|x) s_n(x, a), \quad m, n \in \mathcal{M}. \quad (23)$$

The above reformulation together with  $\mathcal{D}_M(\text{SHT})$  (22) results in a linear feasibility problem the inverse learner needs to solve to achieve IRL for inverse SHT.

### 3.3 IRL for inverse SHT. Main result

Our main result below specifies a set of linear inequalities that are necessary and sufficient for the Bayesian agent's actions observed by the inverse learner to be identified as that of an optimal SHT agent (Definition 3). Any feasible solution constitutes a viable SHT misclassification cost for the  $M$  SHT environments in which the Bayesian agent operates.

**Theorem 2 (IRL for inverse SHT)** *Consider the inverse learner with dataset  $\mathcal{D}_M(\text{SHT})$  (22) obtained from a Bayesian agent taking actions in  $M$  SHT environments. Assume (A2)-(A5) hold. Then:*

1. *Identifiability:* The inverse learner can identify if the dataset  $\mathcal{D}_M(\text{SHT})$  is generated by an optimal SHT agent (Definition 3).
2. *Existence:* There exists an optimal SHT agent parameterized by tuple  $\Xi_{\text{opt}}$  (6), if and only if there exists a feasible solution to the following linear (in stopping costs) inequalities:

$$\text{Find } s_m(x, a) > 0, s_m(x, x) = 0, \forall x, a \in \mathcal{X}, m \in \mathcal{M} \text{ s.t.}$$

$$\text{NIAS} : \sum_{x \in \mathcal{X}} p_m(x|a)(s_m(x, a) - s_m(x, b)) \leq 0, \forall a, m.$$

$$\text{NIAC}^* : \sum_{x,a} \pi_0(x)(p_n(a|x) - p_m(a|x)) s_m(x, a) + C_n - C_m \geq 0, \forall m, n \in \mathcal{M}, m \neq n. \quad (24)$$

3. *Reconstruction:* The set-valued IRL estimates of the SHT misclassification costs  $\{(\bar{L}_{2,m}, \bar{L}_{2,m}), m \in \mathcal{M}\}$  are

$$\bar{L}_{1,m} = s_m(1, 2), \bar{L}_{2,m} = s_m(2, 1) \quad \forall m \in \mathcal{M},$$

where  $\{s_m(x, a), m \in \mathcal{M}\}$  is any feasible solution to the NIAS and NIAC\* inequalities. ■

Theorem 2 is a special instance of Theorem 1 on page 11 for identifying an optimal stopping agent operating in multiple environments. Theorem 2 says the inverse learner needs to solve a linear

feasibility problem to identify an optimal SHT agent compared to a convex feasibility problem in Theorem 1. Algorithms for linear feasibility (Boyd and Vandenberghe, 2004) can be used to check feasibility of (15), (24) in Theorem 2 and construct a feasible solution.

*Remarks:*

1. Suppose the inverse learner had no information about the agent’s expected continue cost. Then the feasibility NIAS and NIAC inequalities in Theorem 1 are necessary and sufficient for the inverse learner to identify optimal SHT strategies chosen by the agent. But since the expected continue cost is known to the inverse learner due to the added structure of the SHT problem, it can estimate the misclassification costs more efficiently by checking the feasibility of inequalities (15), (24) in Theorem 2. Abstractly, inverse SHT is an IRL task with partially specified costs: out of the continue and stopping costs, the continue cost incurred by the Bayesian agent is already known to the inverse learner. As a consequence, the feasibility test for identifying an optimal SHT agent is more restrictive (more feasibility inequalities to be satisfied) than that to detect optimal stopping.
2. *IRL for Multi-state SHT.* Theorem 2 is independent of the number of states  $X$ . When  $X > 2$ , IRL for inverse SHT comprise estimating the misclassification costs  $\{\bar{L}_{m,x,a}, x \neq a, x, a \in X\}$ , and is achieved by solving the feasibility inequalities (15) and (24) of Theorem 2.<sup>5</sup>

### 3.4 Numerical example illustrating IRL for inverse SHT

We now present a toy numerical example for inverse SHT with 3 SHT environments and 3 states. The aim of this example is to illustrate the consistency property of Theorem 2. That is, that the true misclassification costs lie in the set of feasible costs computed by the inverse learner by solving the convex feasibility test of Theorem 2.

*SHT environments.* We consider  $M = 3$  SHT environments with:

- *Prior*  $\pi_0 = [0.5 \ 0.5]'$ .
- *Observation likelihood:*  $p(y|x = 1) = \mathcal{N}(1, 2)$ ,  $p(y|x = 2) = \mathcal{N}(-1, 2)$ , where  $\mathcal{N}(\mu, \sigma^2)$  denotes the normal distribution with mean  $\mu$  and variance  $\sigma^2$ .
- *Misclassification costs:*  
Environment 1:  $(\bar{L}_{1,1}, \bar{L}_{1,2}) = (2, 2.5)$ , Environment 2:  $(\bar{L}_{2,1}, \bar{L}_{2,2}) = (4, 3)$ , Environment 3:  $(\bar{L}_{3,1}, \bar{L}_{3,2}) = (6, 6)$ .

*Inverse Learner specification.* Next we consider the inverse learner. We generate  $K = 10^5$  samples for the 3 SHT environments using the above parameters. Recall from Theorem 2 that the inverse learner uses the dataset  $\mathcal{D}_M(\text{SHT})$  to perform IRL for inverse SHT, where  $\mathcal{D}_M(\text{SHT})$  is defined as:

$$\mathcal{D}_M(\text{SHT}) = (\pi_0, (\hat{p}_m(a|x), \sum_{k=1}^K \tau_k(\mu_m)/K), m \in \{1, 2, 3\}), \quad (25)$$

where  $K = 10^5$ , the second and third terms are the empirically calculated action selection policy and expected stopping time for SHT environments  $m$  from the  $10^5$  generated samples.

*IRL Result.* The inverse learner performs IRL by using the dataset  $\mathcal{D}_M(\text{SHT})$  (25) to solve the linear feasibility problem in Theorem 2. The result of the feasibility test is shown in Fig. 3. The blue region is the set of feasible misclassification costs for each SHT environment. The feasible set of costs is  $\{(\bar{L}_{m,1}, \bar{L}_{m,2}), m \in \{1, 2, 3\}\} \subseteq \mathbb{R}_+^6$ . Fig. 3 displays the feasible misclassification costs for a single environment keeping the costs for the other two environments fixed at their true values.

---

5. Since the state and environment index suffice to denote the misclassification cost when  $X = 2$ , the subscript ‘ $a$ ’ is dropped from the misclassification cost notation in Definition 3 for notational clarity.

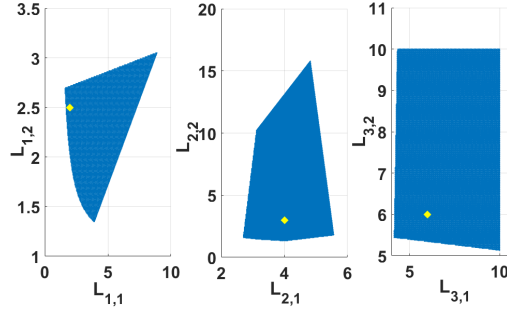


Figure 3: Inverse SHT numerical example with parameters specified in Sec. 3.4. The key observation is that the true misclassification costs (yellow points) lie in the feasible set (blue region) of costs computed via Theorem 2. This follows from the necessity proof of Theorem 2 which says if the Bayesian agent is an optimal SHT agent, then the true costs lie in the feasible set of costs that satisfy the NIAS and NIAC\* inequalities. Highlighting the advantage of the set-valued estimate of our IRL algorithm, we note that all points in the blue feasible region rationalize the observed stop actions of the Bayesian agent equally well.

The need to fix costs for the other two environments for plotting the set of feasible costs is only for visualization purpose. Otherwise, it is not possible to plot a 6 dimensional point (vector of estimated misclassification costs for 3 SHT environments) on the 2-d plane.

The true misclassification costs for each SHT environment are highlighted by a yellow point. The key observation is that that these true costs belong to the set of feasible costs (blue region) computed via Theorem 2. Thus, Theorem 2 successfully performs IRL for the SHT problem and the set of feasible misclassification costs can be reconstructed as the solution to a linear feasibility problem. Also, all points in the set of misclassification costs explain the SHT dataset equally well.

### 3.5 Numerical example. Regularized max-margin IRL for inverse SHT.

We now present a numerical example for inverse SHT involving 100 environments where we compute a point-valued IRL estimate of the SHT misclassification costs. This is in contrast to the set-valued IRL flavor considered thus far in the paper. Given dataset  $\mathcal{D}_M(\text{SHT})$  (25), let  $\bar{L}^* = \{(\bar{L}_{m,x,a}, x \neq a)\}$  denote the point IRL estimate of misclassification costs. We follow the regularization approach of Abbeel and Ng (2004); Ratliff et al. (2006) to compute the point IRL estimate  $\bar{L}^*$  which maximizes the objective function  $S$  defined below:

$$\bar{L}^* = \underset{\bar{L}}{\operatorname{argmin}} S(\mathcal{D}_M(\text{SHT}), \bar{L}) = \sum_{m,n=1, m \neq n}^M \Delta_{\mathcal{D}_M(\text{SHT})}(m, n, \bar{L}) - \lambda \|\bar{L}\|_2^2, \text{ where} \quad (26)$$

$$\bar{L} = \{\bar{L}_{m,x,a}, x \neq a\}, \Delta_{\mathcal{D}_M(\text{SHT})}(m, n, \bar{L}) = G(\hat{p}_n, \bar{L}_{m,\cdot}) - G(\hat{p}_m, \bar{L}_{m,\cdot}) + \hat{C}_n - \hat{C}_m. \quad (27)$$

The objective function  $S(\cdot)$  (26) is the  $\mathcal{L}_2$ -norm regularized margin with which the SHT misclassification costs pass the NIAC\* convex feasibility test of (24). In (26),  $\lambda > 0$  is a tunable regularization parameter and  $G(\cdot)$  is the expected misclassification cost defined in (23). Setting  $\lambda$  to 0 yields the

max-margin IRL estimate of the stopping agent’s misclassification costs and lies within the feasible set of costs generated by Theorem 2. The other extreme is setting  $\lambda$  to  $\infty$  which results in  $\bar{L}^* = 0$ .

The following numerical example illustrates regularized IRL (26) for inverse SHT.

*SHT environments.* We consider  $M = 100$  SHT environments with:

- *Prior*  $\pi_0 = [1/4 \ 1/4 \ 1/4 \ 1/4]'$  (The state space is now  $\mathcal{X} = \{1, 2, 3, 4\}$ ).
- *Observation likelihood:*  $p(y|x = 1) = \mathcal{N}(-2, 8)$ ,  $p(y|x = 2) = \mathcal{N}(0, 8)$ , and  $p(y|x = 3) = \mathcal{N}(2, 8)$ .
- *Misclassification costs:* The misclassification costs  $\bar{L} = \{\bar{L}_{m,x,a}\}$  in the  $M$  environments is uniformly sampled from the interval  $[4, 10]^{M \times X \times (X-1)}$ .

*Inverse Learner Specification:* The inverse learner aggregates the dataset  $\mathcal{D}_M(\text{SHT})$  according to the procedure described in (25) by generating  $K = 10^7$  independent trials for the SHT agent in all  $M = 100$  environments. Then, the inverse learner computes the regularized max-margin IRL estimate  $\bar{L}^*$  by solving the optimization problem (26).

*IRL Results:* The inverse learner performs IRL by using the dataset  $\mathcal{D}_M(\text{SHT})$  to solve the optimization problem (26). Recall the dataset  $\mathcal{D}_M(\text{SHT})$  is generated by observing the actions of an SHT agent in multiple environments with misclassification costs  $\bar{L}$ . Figure 4 shows the estimation error  $\|\bar{L}^* - \bar{L}\|_2 / \|\bar{L}\|_2$  of the inverse learner’s IRL estimate  $\bar{L}^*$  (26) computed by the inverse learner as the regularization parameter  $\lambda$  in (26) is varied. The error is normalized wrt the  $\mathcal{L}_2$ -norm of the true misclassification costs in multiple environments incurred by the Bayesian agent whose actions comprise  $\mathcal{D}_M(\text{SHT})$ .

The least estimation error obtained by varying  $\lambda$  over the interval  $[0, 100]$  was observed to be 0.042. In other words, the point IRL estimate obtained by solving the optimization problem (26) can estimate the true misclassification costs of the SHT environments with up to 95% accuracy. Indeed, the estimation accuracy increases with the number of environments at the cost of greater computation resources. Second, we observed that the error starts increasing sharply from  $\lambda \sim 75$ . This is expected since the regularization term in (26) dominates the margin term at large values of  $\lambda$ .

### 3.6 Summary

Theorem 2 specified necessary and sufficient conditions for identifying an optimal SHT agent acting in multiple environments. These conditions constitute a linear feasibility program that the inverse learner can solve to estimate SHT misclassification costs of the environments. The IRL task of solving the inverse SHT problem is more structured than the inverse optimal stopping problem in Sec. 2, since the agent’s costs are partially known (expected continue cost is known) to the inverse learner. Hence, the feasible set of costs generated using Theorem 2 is smaller than that generated by Theorem 1 for the inverse SHT problem. We also proposed an IRL algorithm for point-valued estimation of the environments’ misclassification costs and illustrated its performance in Sec. 3.5. Our key finding is that this point-valued IRL algorithm reconstructs the misclassification costs with up to 95% accuracy. Recall from Sec. 1.3 that an online user in multimedia platforms can be viewed as a Bayesian agent performing SHT. In the context of online multimedia platforms, the continue and stopping cost of the SHT agent can be viewed as the online user’s sensing cost (attention to visual cues) and preference for viewing the online content, respectively. Hence, the numerical example in Sec. 3.5 can be viewed as an IRL methodology to reconstruct an online user’s preferences for advertisements/movie thumbnails by viewing his/her actions in multiple environments (webpages).

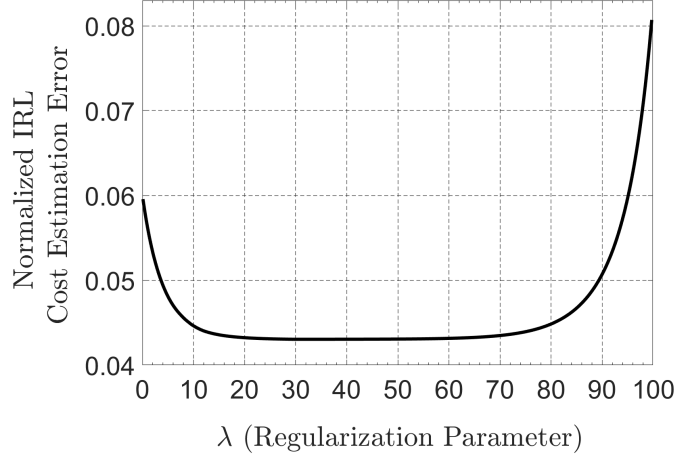


Figure 4: Inverse SHT numerical example for 100 SHT environments, with parameters specified in Sec. 3.5. The main takeaway is that regularized max-margin IRL for inverse SHT (26) can estimate the misclassification costs incurred by the stopping agent in the 100 SHT environments with up to 95% accuracy by varying the regularization parameter  $\lambda$  in (26).

#### 4. Example 2. IRL for inverse search

In this section, we present a second example of IRL for an optimal Bayesian stopping time problem, namely, *inverse* Bayesian Search. In the search problem, a Bayesian agent sequentially searches over a set of target locations until a static (non-moving) target is found. The optimal search problem is a special case of a Bayesian multi-armed bandit problem, and also of the optimal Bayesian stopping problem discussed in Sec. 2.2 since the continue cost (2) is the cost of searching a location and the stopping cost is 0 in the Bayesian search problem. Our IRL task in this section will be to estimate the search costs.

The optimal search problem is a modification of the sequential stopping problem in Sec. 2 with the following changes.

- There is only 1 stop action but multiple continue actions, namely, which of the  $X$  locations to search at each time. We will call the continue actions as search actions, or simply, actions.
- The observation likelihood  $B$  depends both on the true state  $x^o$  and the continue action  $a$ .

Suppose an inverse learner observes the decisions of a Bayesian search agent over  $M$  search environments. The aim of the inverse search problem is to identify if the search actions of the agent are optimal and if so, estimate their search costs. Our IRL result for Bayesian search (Theorem 3 below) gives a necessary and sufficient condition for identifying an optimal search agent (defined in Definition 7 below) as equivalent to the existence of a feasible solution to a set of linear inequalities.

##### 4.1 Optimal Bayesian search agent in multiple search environments

Suppose an agent searches for a target location  $x \in \mathcal{X}$ . When the agent chooses action  $a \in \mathcal{X}$  to search location  $a$ , it obtains an observation  $y$ . Assume the agent knows the set of conditional pmfs

of  $y$ , namely,  $\{p(y|x^o = x), x \in \{1, 2, \dots, X\}\}$ . The aim of optimal search is to decide sequentially which location to search at each time to minimize the cumulative search cost until the target is found.

We define an optimal Bayesian search agent in  $M$  search environments as

$$\Xi_{opt} = (\mathcal{X}, \pi_0, \mathcal{Y}, \mathcal{A}, \alpha, \{l_m, \mu_m, m \in \mathcal{M}\}) \quad (28)$$

where

- $\mathcal{X} = \{1, 2, \dots, X\}$  is a finite set of states (target locations).
- At time 0, the true state  $x^o \in \mathcal{X}$  is sampled from prior pmf  $\pi_0$ . This location  $x$  is not known to the agent but is known to the inverse learner (performing IRL).
- $\mathcal{Y} = \{0, 1\}$ , where  $y = 1$  (found) and  $y = 0$  (not found) after searching a location.
- $\mathcal{A} = \mathcal{X}$ ,  $a \in \mathcal{A}$  is the location searched by the agent.
- The Bayesian agent in search environments  $m$  incurs instantaneous cost  $l_m(a) > 0$  for searching location  $a$ .
- $\alpha = \{\alpha(a), a \in \mathcal{A}\}$ ,  $\alpha(a)$  is the reveal probability for location  $a$ , i.e., the probability that the target is found when the agent searches the target location ( $x = a$ ) in search environment  $m \in \mathcal{M}$ .  $\alpha$  characterizes the action dependent observation likelihood  $B(y, x, a)$ .

$$B(y, x, a) = p(y|x, a) = \begin{cases} \alpha(a), & y = 1, x = a \\ 1 - \alpha(a), & y = 0, x = a \\ 1, & y = 0, x \neq a. \end{cases} \quad (29)$$

We emphasize that the reveal probabilities are the same for all search environments in  $\mathcal{M}$ .

- $\{\mu_m, m \in \mathcal{M}\}$  are the optimal search strategies of the Bayesian agent over all environments in  $\mathcal{M}$ , when the agent operates sequentially on a sequence of observations  $y_1, y_2, \dots$  as discussed below in Protocol 2.

**Protocol 2** *Sequential Decision-making protocol for Search:*

1. Generate  $x^o \sim \pi_0$  at time  $t = 0$ .
2. At time  $t \geq 1$ , agent records observation  $y_t \sim B(\cdot, a_{t-1}, x^o)$ .
3. If  $y_t = 1$ , then stop, else if  $y_t = 0$ ,
  - (i) Update belief  $\pi_{t-1} \rightarrow \pi_t$  (described below).
  - (ii) For search policy  $\mu$ , agent takes action  $a_t = \mu(\pi_t)$ . (Note the first action is taken at time  $t = 0$ , while the first observation is at  $t = 1$ ).
  - (iii) Set  $t = t + 1$  and go to Step 2.

**Belief Update:** Let  $\mathcal{F}_t$  denote the sigma-algebra generated by the action and observation sequence  $\{a_1, y_1, \dots, a_t, y_t\}$ . The agent updates its belief  $\pi_t = \mathbb{P}(x^o = x | \mathcal{F}_t)$ ,  $x \in \mathcal{X}$  using Bayes formula as

$$\pi_t = \frac{B(y_t, a_{t-1})\pi_{t-1}}{\mathbf{1}' B(y_t, a_{t-1})\pi_{t-1}}, \quad (30)$$

where  $B(y, a) = \text{diag}(\{B(y, x, a), x \in \mathcal{X}\})$ . The belief  $\pi_t$  is an  $X$ -dimensional probability vector belonging to the  $(X - 1)$  dimensional unit simplex (4).

*Remark:* The search agent's stopping region comprises a set of  $X$  points, where each point corresponds to a distinct edge of the  $X - 1$  dimensional unit simplex.

We define the random variable  $\tau$  as the time when the agent stops (target is found).

$$\tau = \inf \{t > 0 \mid y_t = 1\} \quad (31)$$

Clearly, the set  $\{\tau = t\}$  is measurable wrt  $\mathcal{F}_t$ , hence, the random variable  $\tau$  is adapted to the filtration  $\{\mathcal{F}_t\}_{t \geq 0}$ . Below, we define the optimal search strategies  $\{\mu_m, m \in \mathcal{M}\}$ .

**Definition 6 (Search strategy optimality)** *The optimal search strategies of the Bayesian search agent in multiple search environments  $\mathcal{M}$  operating according to Protocol 2 minimize the cumulative expected search cost for each agent till the target is found. These strategies can be computed by solving a stochastic dynamic programming problem (Krishnamurthy, 2016). The result is well known to be a stationary policy as defined below.*

$$J(\mu_m, l_m) = \min_{\mu} J(\mu, l_m) = \mathbb{E}_{\mu} \left\{ \sum_{t=0}^{\tau-1} l_m(\mu(\pi_t)) \right\}, \quad (32)$$

$$\mu_m(\pi) = \operatorname{argmax}_{a \in \mathcal{A}} \left( \frac{\pi(a)\alpha}{l_m(a)} \right). \quad (33)$$

Here,  $\mathbb{E}_{\mu}\{\cdot\}$  denotes expectation parametrized by  $\mu$  induced by the probability measure  $\{a_t, y_{t+1}\}_{t=1}^{\tau-1}$ ,  $J(\cdot)$  denotes the expected search cost and  $\mu$  belongs to the class of stationary search strategies.

*Remarks.* (1) Note that the minimization in (32) is over stationary search strategies. It is well known that the minimizing search strategy has as a threshold structure (Krishnamurthy, 2016). Since the set of all threshold strategies forms a compact set, we can replace the  $\inf$  in (8) by  $\min$  in (32).

(2) Since the expected cumulative cost of an agent depends only on the search costs (for constant reveal probabilities), we can set  $l_m(1) = 1, \forall m \in \mathcal{M}$  WLOG.

## 4.2 IRL for inverse search. Main result

In this subsection, we provide an inverse learner centric view of the Bayesian stopping time problem and the main IRL result for inverse search. Suppose the inverse learner observes a search agent taking actions over  $M$  search environments where the agent performs several independent trials of Protocol 2 for Bayesian sequential search in each environment. We make the following assumptions about the inverse learner performing IRL to identify if  $\mathcal{M}$  comprises an optimal search agent.

(A6) The inverse learner knows the dataset

$$\mathcal{D}_M(\text{Search}) = (\pi_0, \{g_m(a, x), m \in \mathcal{M}\}). \quad (34)$$

Here,  $g_m(a, x)$  is the average number of times the agent searches location  $a$  when the target is in  $x$  in environment  $m$ :

$$g_m(a, x) = \mathbb{E}_{\mu_m} \left\{ \sum_{t=1}^{\tau} \mathbb{1}\{\mu_m(\pi_t) = a\} \mid x \right\}. \quad (35)$$

We call  $g_m(a, x)$  as the agent's *search action policy* in search environment  $m$ .



(A7) In dataset  $\mathcal{D}_M(\text{Search})$ , there are at least  $M \geq 2$  environments with distinct search costs.

Assumption (A6) is discussed after the main result. In complete analogy to (A2), assumption (A7) is needed for identifiability of the search costs. We emphasize that the inverse learner only has the average number of times the agent searches a particular location in any environment. The inverse learner does not know the stopping time or the order in which the agent search the locations. In completely analogy to Definition 3, Definition 7 below specifies the inverse learner’s identifiability of an optimal search agent under assumptions (A6) and (A7):

**Definition 7 (IRL identifiability of optimal Bayesian search agent)** *The inverse learner identifies the tuple  $\Xi_{\text{opt}}$  (28) as an optimal Bayesian search agent iff (36) holds.*

$$\mu_m = \underset{\mu \in \{\mu_n, n \in \mathcal{M}\}}{\text{argmin}} J(\mu, l_m(a)) \quad (36)$$

*In complete analogy with (11) in Definition 3 for identifying an optimal stopping time agent,  $J(\cdot)$  in the above equation is the expected cumulative search cost of the agent.*

We are now ready to present our main IRL result for the inverse search problem. The result specifies a set of linear inequalities that are simultaneously necessary and sufficient for a search agent’s actions in multiple environments  $\mathcal{M}$  to be identified as that of an optimal search agent (36).

**Theorem 3 (IRL for inverse Bayesian search)** *Consider the inverse learner with dataset  $\mathcal{D}_M(\text{Search})$  (34) obtained from a search agent acting in multiple environments  $\mathcal{M}$ . Assume (A6) holds. Then:*

1. Identifiability: *The inverse learner can identify if the dataset  $\mathcal{D}_M(\text{Search})$  is generated by an optimal search agent (Definition 7).*
2. Existence: *There exists an optimal search agent parameterized by tuple  $\Xi_{\text{opt}}$  (28) if and only if there exists a feasible solution to the following linear (in search costs) inequalities:*

$$\begin{aligned} &\text{Find } l_m(a) \in \mathbb{R}_+, l_m(1) = 1 \quad \text{s.t.} \quad \text{NIAC}^\dagger(\mathcal{D}_M(\text{Search})) \leq 0, \text{ where} \\ &\text{NIAC}^\dagger : \sum_{x \in \mathcal{X}} \pi_0(x)(g_m(a, x) - g_n(a, x)) l_m(a) < 0 \quad \forall m, n \in \mathcal{M}, m \neq n. \end{aligned} \quad (37)$$

3. Reconstruction: *The set-valued IRL estimate of the agent’s search costs in environments  $\mathcal{M}$  is the set of all feasible solutions to the  $\text{NIAC}^\dagger$  inequalities. ■*

The proof of Theorem 3 is in Appendix B. Theorem 3 provides a set of linear inequalities whose feasibility is equivalent to identifying the optimality of a Bayesian search agent in multiple environments with different search costs. Note that Theorem 3 uses the search action policies  $\{p_m(a|x), m \in \mathcal{M}\}$  to construct the expected cumulative search costs of the agent in multiple environments and verify if the inequality for identifying optimality (36) for Bayesian search holds. The key idea for the IRL result is to express the expected cost of the search agent in environment  $m$  in terms of its chosen search action policy  $g_m(a, x)$  (34). Algorithms for linear feasibility such as the simplex method (Boyd and Vandenberghe, 2004) can be used to check feasibility of (37) in Theorem 3 and construct a feasible set of search costs for the optimal search agent.

*Discussion of assumption (A6).* To motivate (A6), suppose for each environment  $m \in \mathcal{M}$ , the inverse learner records the state  $x_{k,m}$  and agent actions  $\{a_{1:\tau_{k,m},k,m}\}$  over  $k = 1, 2, \dots, K$  independent trials.

Then, the variable  $g_m(a, x)$  in  $\mathcal{D}_M(\text{Search})$  (34) is the limit pmf of the empirical pmf  $\hat{g}_m(a, x)$  as the number of trials  $K \rightarrow \infty$ .

$$\hat{g}_m(a, x) = \frac{\sum_{k=1}^K \sum_{t=1}^{\tau_{k,m}} \mathbb{1}\{x_{k,m} = x, a_{t,k,m} = a\}}{\sum_{k=1}^K \mathbb{1}\{x_{k,m} = x\}}. \quad (38)$$

In complete analogy to Sec. 2.5, almost sure convergence holds by Kolmogorov’s strong law of large numbers.  $g_m(a, x)$  is the average number of times the agent searches location  $a$  when the target is in location  $x$  in environment  $m$ . More formally, for a fixed state  $x$ ,  $g_m(a, x)$  is the number of times the posterior belief of the agent visits the region in the unit simplex of pmfs where it is optimal to choose action  $a$ . In Appendix B, we discuss how the search action policy  $g_m(a, x)$  can be used to express the agent’s cumulative expected search cost (32) in the  $m^{\text{th}}$  environment.

*Remark:* Analogous to the action selection policy (20) for stopping problems with multiple stopping actions, the inverse learner uses the search action policy to identify Bayes optimality in stopping problems with multiple continue actions (and single stop action).

### 4.3 Numerical example illustrating IRL for inverse search

We now present a toy numerical example for inverse search with 3 search environments and 3 search locations. The aim of this example is to illustrate the consistency property of Theorem 3. That is, that the true search costs lie in the set of feasible costs computed by the inverse learner by solving the feasibility test of Theorem 3.

*Search environments.* We consider  $M = 3$  search environments with:

- *Prior*  $\pi_0 = [1/3 \ 1/3 \ 1/3]'$ .
- *Search locations:*  $X = A = 3$ .
- *Reveal probability:*  $\alpha(1) = 0.7, \alpha(2) = 0.68, \alpha(3) = 0.6$ .
- *Search costs:*
  - Environment 1:  $l_1(1) = 1, l_1(2) = 3, l_1(3) = 4$ ,
  - Environment 2:  $l_2(1) = 1, l_2(2) = 1, l_2(3) = 2$ ,
  - Environment 3:  $l_3(1) = 1, l_3(2) = 0.5, l_3(3) = 3$ .

(Recall that WLOG the search cost  $l_m(1)$  can be set to 1 for all  $m \in \{1, 2, 3\}$ .)

*Inverse Learner specification.* Next we consider the inverse learner. We generate  $K = 10^6$  samples for the search agent in all 3 environments using the above parameters. Recall from Theorem 3 that the inverse learner uses the dataset  $\mathcal{D}_M(\text{Search})$  to perform IRL for search. Here

$$\mathcal{D}_M(\text{Search}) = (\pi_0, (\hat{g}_m(a, x), m \in \{1, 2, 3\})), \quad (39)$$

where  $K = 10^6$ , the second term in the dataset is the empirically calculated search action policy (38) of the agent in environment  $m$  from the  $10^6$  generated samples.

*IRL Result.* The inverse learner performs IRL by using the dataset  $\mathcal{D}_M(\text{Search})$  (39) to solve the linear feasibility problem in Theorem 3. The result of the feasibility test is shown in Fig. 5. The blue region is the set of feasible search costs for each environment. The feasible set of costs is  $\{(l_m(2), l_m(3), m \in \{1, 2, 3\}) \subseteq \mathbb{R}_+^6$ . For visualization purposes, Fig. 5 displays the feasible search costs for each environment in a different sub-figure. In complete analogy to Fig. 3, the feasible search costs for each environment are shown in each sub-figure by keeping the search costs of the other 2 environments fixed at their true values.

The true search costs for each search environment is highlighted by a yellow point. The key observation is that these true costs belong to the set of feasible costs (blue region) computed

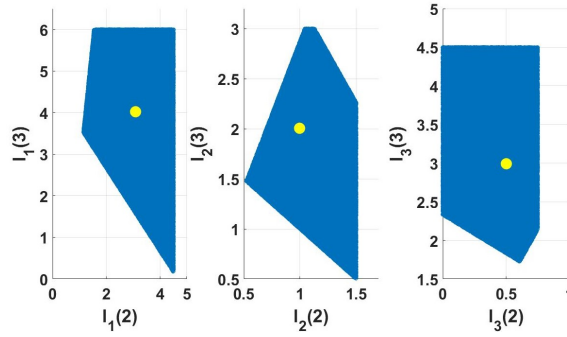


Figure 5: Numerical example for inverse search with parameters specified in Sec. 4.3. The key observation is that the true search costs (yellow points) lie in the feasible set (blue region) of costs computed via Theorem 3. This follows from the necessity proof of Theorem 3 which says if the agent is an optimal search agent, then the true costs lie in the feasible set of costs that satisfy the NIAC<sup>†</sup> inequalities. Also, all costs in the blue feasible region rationalize the observed search actions of the agent equally well.

via Theorem 3. Thus, Theorem 3 successfully performs IRL for the search problem and the set of feasible search costs can be reconstructed as the solution to a linear feasibility problem.

## 5. Finite sample performance analysis of IRL decision test

Thus far, our IRL framework assumes (A1), namely, that the inverse learner has access to infinite trials of the stopping agent in  $M$  environments in order to solve the convex feasibility problem in Theorem 1. Suppose the inverse learner records only a finite number of trials and constructs its IRL dataset (6) comprising the agent’s prior and empirically computed action selection policies in  $M$  environments. In this section, we address the following question: *How robust is the IRL decision test in Theorem 1 to finite sample datasets?* We now view Theorem 1 as a detector that takes in as input a noisy (empirical) dataset and outputs whether or not the observed agent is identified as an optimal stopping agent. Our aim is to provide bounds on the error probability of incorrect detection in terms of the number of trials recorded by the inverse learner. We then obtain finite sample IRL results for the examples of inverse SHT and inverse search.

### 5.1 Finite sample statistical test for IRL

Suppose the inverse learner observes the actions of a Bayesian stopping agent in  $M$  environments. In addition to assumption (A2) on page 10, we assume the following about the inverse learner for our finite sample result stated in Theorem 4 below.

(F1) The inverse learner knows the *finite dataset*

$$\hat{\mathcal{D}}_M(\mathcal{K}) = \{\pi_0, \{\hat{p}_m(a|x), m \in \mathcal{M}\}\} \quad (40)$$

to detect if the stopping agent acting in multiple environments  $\mathcal{M}$  is an optimal stopping agent or not. Here  $\mathcal{K} = \{K_{x,m}, m \in \mathcal{M}, x \in \mathcal{X}\}$ ,  $K_{x,m}$  is the number of trials recorded by the

inverse learner for environment  $m$  and state  $x$ .  $\hat{p}_m(a|x)$  is the empirical action selection policy of the agent in environment  $m$  computed for  $K_{x,m}$  trials via (20).

- (F2) The inverse learner's prior belief<sup>6</sup>  $\pi_0^{\text{IL}}$  of whether the agent acting in multiple environments  $\mathcal{M}$  is an optimal stopping agent or not is given by  $\pi_0^{\text{IL}} = [0.5 \ 0.5]'$ .  $\pi_0^{\text{IL}}(1)$  is defined as

$$\pi_0^{\text{IL}}(1) = \mathbb{P}(\text{IRL}(\mathcal{D}_M) \neq \emptyset).$$

Here  $\text{IRL}(\mathcal{D})$  denotes the set of feasible solutions to the convex NIAS and NIAC inequalities (12), (13) given dataset  $\mathcal{D}$ .

- (F3) The finite dataset  $\hat{\mathcal{D}}_M(\mathcal{K})$  satisfies the following inequality.

$$\begin{aligned} \max(\varepsilon_1(\hat{\mathcal{D}}_M(\mathcal{K})), \varepsilon_2(\hat{\mathcal{D}}_M(\mathcal{K}))) &\geq q(\mathcal{K}) - j(\mathcal{K}), \\ q(\mathcal{K}) &= \sum_{x,m} \frac{X}{2K_{x,m}} \ln(2K_{x,m}/X), \quad j(\mathcal{K}) = \left( \sum_{x,m} \frac{X}{2K_{x,m}} \right) \min_{x,m} \ln(2K_{x,m}/X). \end{aligned} \quad (41)$$

Eq. 41 imposes a lower bound on the number of samples needed for our sample complexity result of inverse optimal stopping.  $\varepsilon_1(\cdot), \varepsilon_2(\cdot)$  are the minimum perturbations needed for the finite dataset to satisfy and not satisfy, respectively, the NIAS and NIAC inequalities in Theorem 1, and defined formally in (43), (44) for readability. The quantities  $q(\cdot), j(\cdot)$  are decreasing functions of the sample size  $\mathcal{K}$ . Also,  $K_m = \sum_x K_{x,m}$ ,  $\bar{K} = K/\tau_{\max}^2$  and  $\tilde{K} = K^{-1}$ .

For the reader's convenience, we discuss the assumptions (F1), (F2) and (F3) after the finite sample complexity result, Theorem 4. The feasibility test of Theorem 1 given a finite number of trials  $\mathcal{K}$  can be equivalently formulated as a statistical hypothesis detection test that takes as input the finite dataset  $\hat{\mathcal{D}}_M(\mathcal{K})$  and accepts one of the two hypotheses  $H_0$  or  $H_1$ .

- $H_0$ : *Null hypothesis* that the observed stopping agent is identified as an optimal agent, i.e., the true dataset  $\mathcal{D}_M$  is feasible wrt the NIAS and NIAC inequalities (12), (13) in Theorem 1.
- $H_1$ : *Alternative hypothesis* that the observed stopping agent is *not* optimal.

**Definition 8 (IRL detector for inverse optimal stopping)** Consider the inverse learner with dataset  $\hat{\mathcal{D}}_M(\mathcal{K})$ . Assume (A2) on page 10 and (F1) hold. The IRL decision test  $\text{Test}_{\text{IRL}}(\cdot)$  for inverse optimal stopping is given by:

$$\text{Test}_{\text{IRL}}(\hat{\mathcal{D}}_M(\mathcal{K})) = \begin{cases} H_0, & \text{if } \text{IRL}(\hat{\mathcal{D}}_M(\mathcal{K})) \neq \emptyset \\ H_1, & \text{if } \text{IRL}(\hat{\mathcal{D}}_M(\mathcal{K})) = \emptyset. \end{cases} \quad (42)$$

Here,  $\text{IRL}(\mathcal{D})$  is the set of feasible solutions to the convex NIAS and NIAC inequalities (12), (13) given dataset  $\mathcal{D}$ .

The statistical test defined above is a detector that accepts the null hypothesis  $H_0$  if the finite dataset passes the feasibility test of Theorem 1 and accepts the alternative hypothesis  $H_1$  it otherwise. Our main result stated below characterizes the performance of the feasibility test in identifying optimality given finite sample constraints.

6. It is straightforward to modify the main result for a different prior.

## 5.2 Main result. Finite sample analysis for IRL

Our main result below (Theorem 4) characterizes two types of error probabilities of the statistical test in Definition 8.

- *Type-I ( $\alpha$ ) and Type-II ( $\beta$ ) errors:*

$$\alpha = \mathbb{P}(\text{IRL}(\widehat{\mathcal{D}}_M(\mathcal{K})) = \emptyset | H_0 \text{ is valid}), \beta = \mathbb{P}(\text{IRL}(\widehat{\mathcal{D}}_M(\mathcal{K})) \neq \emptyset | H_1 \text{ is valid})$$

- *Posterior Type-I ( $\bar{\alpha}$ ) and Type-II ( $\bar{\beta}$ ) errors:*

$$\bar{\alpha} = \mathbb{P}(H_0 | \text{IRL}(\widehat{\mathcal{D}}_M(\mathcal{K})) = \emptyset), \bar{\beta} = \mathbb{P}(H_1 | \text{IRL}(\widehat{\mathcal{D}}_M(\mathcal{K})) \neq \emptyset)$$

Here,  $\widehat{\mathcal{D}}_M(K) = \emptyset$  means that the finite dataset fails the convex feasibility test for NIAC and NIAS inequalities (12), (13) and so the agent is identified as not an optimal agent.

### NOTATION

Theorem 4 below uses the following variables:

$$\varepsilon_1(\widehat{\mathcal{D}}_M(\mathcal{K})) = \min_{\{\hat{p}'_m, m \in \mathcal{M}\}} \sum_m \|\hat{p}_m - \hat{p}'_m\|_2^2, \text{IRL}(\{\pi_0, \{\hat{p}'_m(a|x)\}\}) \neq \emptyset. \quad (43)$$

$$\varepsilon_2(\widehat{\mathcal{D}}_M(\mathcal{K})) = \min_{\{\hat{p}'_m, m \in \mathcal{M}\}} \sum_m \|\hat{p}_m - \hat{p}'_m\|_2^2, \text{IRL}(\{\pi_0, \{\hat{p}'_m(a|x)\}\}) = \emptyset. \quad (44)$$

$$g(\widehat{\mathcal{D}}_M(\mathcal{K})) = \left( X \sum_{x,m} \tilde{K}_{x,m} \right) \prod_{x,m} \left( \frac{2K_{x,m}}{X} \right)^{\frac{\tilde{K}_{x,m}}{\sum_{x,m} \tilde{K}_{x,m}}}, \quad (45)$$

where  $\tilde{K} = K^{-1}$ . The quantities  $\varepsilon_1(\cdot)$  and  $\varepsilon_2(\cdot)$  are the minimum perturbations needed for the finite dataset to satisfy and not satisfy, respectively, the NIAS and NIAC inequalities in Theorem 1. By constructing a probabilistic bound on these quantities, Theorem 4 results.

**Theorem 4 (Sample complexity for IRL detector)** *Consider an inverse learner with finite dataset  $\widehat{\mathcal{D}}_M(\mathcal{K})$  (40). The inverse learner aims to detect optimality of the stopping agent's actions using the statistical test in Definition 8. Assume (A2) on page 10, (F1) and (F2) hold. Then,*

*A. Posterior Type-I/II error probability.*

*The posterior Type-I ( $\bar{\alpha}$ ) and Type-II ( $\bar{\beta}$ ) error probabilities are bounded as:*

$$\bar{\alpha} \leq \bar{\alpha}_b = g(\widehat{\mathcal{D}}_M(\mathcal{K})) \exp \left( -\frac{\varepsilon_1(\widehat{\mathcal{D}}_M(\mathcal{K}))}{\sum_{x,m} \tilde{K}_{m,x}} \right), \quad (46)$$

$$\bar{\beta} \leq \bar{\beta}_b = g(\widehat{\mathcal{D}}_M(\mathcal{K})) \exp \left( -\frac{\varepsilon_2(\widehat{\mathcal{D}}_M(\mathcal{K}))}{\sum_{x,m} \tilde{K}_{m,x}} \right). \quad (47)$$

(Recall from (45) that  $\tilde{K} = K^{-1}$ .)

*B. Type-I/II error probability.*

*The Type-I ( $\alpha$ ) and Type-II ( $\beta$ ) error probabilities are bounded in terms of the posterior error probabilities defined above as:*

$$\alpha \leq \bar{\beta}_b / (1 - \bar{\beta}_b), \quad (48)$$

$$\beta \leq \bar{\alpha}_b / (1 - \bar{\alpha}_b). \quad (49)$$

The proof of Theorem 5 is in Appendix C. Theorem 4 characterizes the robustness of the IRL detector in Definition 8 to finite sample constraints. It provides an upper bound on the error probabilities in terms of the number of trials recorded by the inverse learner.

The proof of Theorem 4 uses the two-sided Dvoretzky-Kiefer-Wolfowitz (DKW) concentration inequality (Dvoretzky et al., 1956; Kosorok, 2007) as the fundamental result to show that these error probabilities can be tightly bound in terms of the sample size  $\mathcal{K}$  of the finite dataset  $\widehat{\mathcal{D}}_M(\mathcal{K})$ . The DKW inequality provides a probabilistic bound on the deviation of the empirical cdf from the true cdf for i.i.d random variables. The i.i.d assumption holds for our detector in Definition 8 since the observed actions of the agent for a fixed state are independent and identically distributed over trials for all environments  $\mathcal{M}$ .

#### *Intuition behind Theorem 4.*

For determining the Type-I error probability (48) of the IRL detector (42), the key intuition is to probabilistically bound the minimum perturbation needed so that the perturbed dataset is identified as that generated by an optimal agent, or equivalently, it satisfies the convex feasibility inequalities of Theorem 1. A similar approach generates the Type-II error probability (49), where our aim is to bound the minimum perturbation needed so that the perturbed dataset does not satisfy the convex feasibility inequalities of Theorem 1.

More formally, suppose  $\text{IRL}(\widehat{\mathcal{D}}_M(\mathcal{K})) \neq \emptyset$ . This implies the null hypothesis  $H_0$  holds if the event  $E$  is true, where the event  $E$  is defined as

$$\{\{p_m(a|x), m \in \mathcal{M}\} \mid \sum_m \|p_m - \hat{p}_m\|_2^2 \leq \varepsilon_2(\widehat{\mathcal{D}}_M(\mathcal{K}))\},$$

In the above definition,  $\{p_m(a|x), m \in \mathcal{M}\}$  are the action selection policies of the true asymptotic dataset  $\mathcal{D}_M$  (6). In other words, if  $\mathcal{D}_M$  lies within an  $\varepsilon_2(\widehat{\mathcal{D}}_M(\mathcal{K}))$  distance of the finite dataset  $\widehat{\mathcal{D}}_M(\mathcal{K})$ , then the observed stopping agent's actions satisfy the NIAS and NIAC inequalities of Theorem 1 and the agent is identified as an optimal stopping agent. Thus,  $\mathbb{P}(E)$  upper bounds the probability that the null hypothesis holds given the finite dataset passes the convex feasibility test of Theorem 1. Consequently,  $1 - \mathbb{P}(E)$  lower bounds the posterior Type-II probability of error. Using a similar argument for  $\varepsilon_1(\widehat{\mathcal{D}}_M(\mathcal{K}))$ , we can upper bound the posterior Type-I error probability.

#### *Discussion of Assumptions.*

(F1): Given the finite dataset  $\widehat{\mathcal{D}}_M(\mathcal{K})$  in (40), (F1) says that the inverse learner checks if the convex feasibility test of Theorem 1 has a feasible solution to detect an optimal stopping agent.

(F2): (F2) says the inverse learner knows the apriori probability of the nature of the observed agent-whether it is an optimal agent or not.

(F3): Abstractly, (F3) says that the inverse learner observes sufficiently many trials of the agent over all environments  $\mathcal{M}$  such that the condition (41) is met.

First, for a given dataset  $\mathcal{D}$ , note that only one out of  $\varepsilon_1(\mathcal{D}), \varepsilon_2(\mathcal{D})$  is non-zero and positive. Hence, (41) involves only the non-zero variable out of  $\varepsilon_1(\widehat{\mathcal{D}}_M(\mathcal{K})), \varepsilon_2(\widehat{\mathcal{D}}_M(\mathcal{K}))$ . Some words about the RHS of (41).  $q(\mathcal{K}) - j(\mathcal{K})$  is a measure of how far is  $K_{\min} = \min_{x,m} K_{x,m}$  from the remaining elements in  $\mathcal{K} \setminus K_{\min}$ . Since the RHS terms are of the form  $\ln(z)/z$ , it is easy to check that  $q(\mathcal{K}) - j(\mathcal{K})$  decreases as the elements of  $\mathcal{K}$  increase uniformly. As the number of samples go to infinity, the RHS in (41) tends to 0, hence the condition is almost surely satisfied for infinite samples. For finite  $\mathcal{K}$ ,

checking if (41) holds requires the inverse learner to solve an optimization problem (for the LHS) and perform  $MX$  multiplication operations and  $MX$  addition operations to compute the RHS of (41). As a practical estimate, for the inverse SHT task in Sec. 3.5 for 100 SHT environments, we observed that the inequality in (41) is satisfied if the samples exceeded  $\sim 10^3$  for each environment.

### 5.3 Example 1. Finite sample effects for IRL in inverse SHT

We next turn to a finite sample analysis of IRL for inverse sequential hypothesis testing (SHT). Recall from Theorem 2 on page 18 that identifying optimality of SHT is equivalent to feasibility of the linear inequalities NIAS and NIAC\*. The inverse learner's SHT dataset comprises both the agent action selection policies and the expected stopping times to perform IRL compared to only the action selection policies for inverse optimal stopping. Hence, in addition to the DKW inequality, our main result, Theorem 5 also uses the Hoeffding inequality (Hoeffding, 1994) to account for the finite sample effect<sup>7</sup> on the computation of the expected stopping time.

*Assumptions and Detection Test.* Suppose the inverse learner observes the actions of the Bayesian stopping agent over  $M$  SHT environments. We assume the following about the inverse learner for our finite sample result stated below for the inverse SHT problem.

(F4) The inverse learner uses the *finite SHT dataset*

$$\hat{\mathcal{D}}_M(\mathcal{K}) = \{\pi_0, \{\hat{p}_m(a|x), \hat{C}_m, m \in \mathcal{M}\}\} \quad (50)$$

to detect if the stopping agent is an optimal SHT agent or not. The variable  $\mathcal{K}$  defined in (40) is the number of trials recorded by the inverse learner,  $\hat{C}_m$  is the sample average of the agent's stopping time in the  $m^{\text{th}}$  environment.  $\hat{p}_m(a|x)$  is the agent's empirical action selection policy computed for  $K_{x,m}$  trials via (20) in the  $m^{\text{th}}$  environment.

(F5) The inverse learner knows  $\tau_{\max}$  defined as

$$\tau_{\max} = \inf \{t > 0 \mid \mathbb{P}(\tau \leq t) = 1, \forall m \in \mathcal{M}\}.$$

$\tau_{\max}$  uniformly bounds the stopping time of the SHT strategies chosen by the agent in all environments  $\mathcal{M}$ .

(F6) The finite dataset  $\hat{\mathcal{D}}_M(\mathcal{K})$  satisfies the following inequality.

$$\begin{aligned} \max(\varepsilon_1(\hat{\mathcal{D}}_M(\mathcal{K})), \varepsilon_2(\hat{\mathcal{D}}_M(\mathcal{K}))) &\geq q(\mathcal{K}) - j(\mathcal{K}), \\ q(\mathcal{K}) &= \sum_{x,m} \frac{\ln(2K_{x,m}/X)}{2K_{x,m}/X} + \sum_m \frac{\ln(2\bar{K}_m)}{2\bar{K}_m}, \\ j(\mathcal{K}) &= \min(j_1(\mathcal{K}), j_2(\mathcal{K})) \left( X \sum_{x,m} \frac{\tilde{K}_{x,m}}{2} + \sum_m \frac{\tilde{\bar{K}}_m}{2} \right), \\ j_1(\mathcal{K}) &= \min_{x,m} \ln \left( \frac{2K_{x,m}}{X} \right), \quad j_2(\mathcal{K}) = \min_m \ln(2\bar{K}_m). \end{aligned} \quad (51)$$

7. The Hoeffding inequality applies to bounded random variables. This is true for the SHT case since the stopping time is finite almost surely.

Analogous to (41) in assumption (F3) for finite sample complexity of IRL for optimal stopping, (51) imposes a lower bound on the number of samples needed for our sample complexity result of inverse SHT.  $\varepsilon_1(\cdot), \varepsilon_2(\cdot)$  are the minimum perturbations needed for the finite dataset to satisfy and not satisfy, respectively, the linear NIAS and NIAC\* inequalities in Theorem 2, and defined formally in (53), (54). The quantities  $q(\cdot), j(\cdot)$  are decreasing functions of the sample size  $\mathcal{K}$ . Also,  $K_m = \sum_x K_{x,m}$ ,  $\bar{K} = K/\tau_{\max}^2$  and  $\tilde{K} = K^{-1}$ .

- (F7) The inverse learner's prior belief  $\pi_0^{\text{IL}}$  of whether the observed stopping agent is an optimal SHT agent or not is given by  $\pi_0^{\text{IL}} = [0.5 \ 0.5]'$ .  $\pi_0^{\text{IL}}(1)$  is defined as

$$\pi_0^{\text{IL}}(1) = \mathbb{P}(\text{IRL}_{\text{SHT}}(\mathcal{D}_M) \neq \emptyset).$$

Here  $\text{IRL}_{\text{SHT}}(\mathcal{D})$  denotes the set of feasible solutions to the linear NIAS and NIAC\* inequalities (15), (24) given dataset  $\mathcal{D}$ .

For the reader's convenience, we discuss the assumptions (F4)-(F7) after the finite sample complexity result, Theorem 5. Analogous to Definition 8, the statistical detection test for the inverse SHT problem is defined below. It takes in as input a finite (noisy) dataset and outputs one of the two hypotheses-  $H_0$  (agent is an optimal SHT agent) or  $H_1$  (agent is not an optimal SHT agent).

**Definition 9 (IRL decision test for inverse SHT)** Consider the inverse learner with dataset  $\hat{\mathcal{D}}_M(\mathcal{K})$  (50). Assume (A2) on page 10, (A4), (A5) on page 17, and (F4) holds. The IRL detector  $\text{Test}_{\text{IRL}}(\cdot)$  for the inverse SHT problem is given by:

$$\text{Test}_{\text{IRL}}(\hat{\mathcal{D}}_M(\mathcal{K})) = \begin{cases} H_0, & \text{if } \text{IRL}_{\text{SHT}}(\hat{\mathcal{D}}_M(\mathcal{K})) \neq \emptyset \\ H_1, & \text{if } \text{IRL}_{\text{SHT}}(\hat{\mathcal{D}}_M(\mathcal{K})) = \emptyset. \end{cases} \quad (52)$$

Here,  $\text{IRL}_{\text{SHT}}(\mathcal{D})$  is the set of feasible solutions to the linear NIAS and NIAC\* inequalities (15), (24) in Theorem 2 given dataset  $\mathcal{D}$ .

*Main Result. Finite Sample analysis for inverse SHT*

We now present our finite sample result for IRL of the inverse SHT problem. It provides bounds for the Type-I/II and posterior Type-I/II error probabilities of the IRL detector in Definition 9 in terms of the sample size of the finite SHT dataset.

*Notation.* Theorem 5 below uses the following variables:

$$1. \varepsilon_1(\hat{\mathcal{D}}_M(\mathcal{K})) : \min_{\{\hat{p}'_m, C'_m\}} \sum_m \|\hat{p}_m - \hat{p}'_m\|_2^2 + (\hat{C}_m - C'_m)^2, \text{IRL}_{\text{SHT}}(\{\pi_0, \{\hat{p}'_m, C'_m\}\}) \neq \emptyset. \quad (53)$$

$$2. \varepsilon_2(\hat{\mathcal{D}}_M(\mathcal{K})) : \min_{\{\hat{p}'_m, C'_m\}} \sum_m \|\hat{p}_m - \hat{p}'_m\|_2^2 + (\hat{C}_m - C'_m)^2, \text{IRL}_{\text{SHT}}(\{\pi_0, \{\hat{p}'_m, C'_m\}\}) = \emptyset. \quad (54)$$

$$3. i(\hat{\mathcal{D}}_M(\mathcal{K})) = g(\hat{\mathcal{D}}_M(\mathcal{K}))h(\hat{\mathcal{D}}_M(\mathcal{K})), \text{ where}$$

$$g(\hat{\mathcal{D}}_M(\mathcal{K})) = X \sum_{x,m} \tilde{K}_{x,m} + \tau_{\max}^2 \sum_m \tilde{K}_m,$$

$$h(\hat{\mathcal{D}}_M(\mathcal{K})) = \prod_m \left( \left( \frac{2K_m}{\tau_{\max}^2} \right)^{\frac{\tau_{\max}^2}{\tilde{K}_m}} \prod_x \left( \frac{2K_{x,m}}{X} \right)^{X\tilde{K}_{x,m}} \right)^{1/g(\hat{\mathcal{D}}_M(\mathcal{K}))}.$$



where  $K_m = \sum_{x,m} K_{x,m}$  and  $\tilde{K} = K^{-1}$ . Analogous to the finite sample result for inverse optimal stopping,  $\varepsilon_1(\cdot)$ ,  $\varepsilon_2(\cdot)$  defined above are the minimum perturbations needed for the finite SHT dataset to satisfy and not satisfy, respectively, the linear NIAS and NIAC\* inequalities in Theorem 2. Compared to  $\varepsilon_1(\cdot)$  and  $\varepsilon_2(\cdot)$  defined in (43), (44) for inverse optimal stopping, the key distinction is that the minimum perturbation for inverse SHT also involves perturbing the expected continue cost of the agent. By constructing a probabilistic bound on these quantities, Theorem 5 results.

**Theorem 5 (Sample complexity for inverse SHT)** *Consider an inverse learner with dataset  $\hat{\mathcal{D}}_M(\mathcal{K})$  (40) detecting if the agent acting in multiple environments  $\mathcal{M}$  is an optimal SHT agent using the statistical test in Definition 9. Assume (F4)-(F7) hold. Then,*

*A. Posterior Type-I/II error probability.*

*The posterior Type-I ( $\bar{\alpha}_{\text{SHT}}$ ) and Type-II ( $\bar{\beta}_{\text{SHT}}$ ) error probabilities are bounded as:*

$$\bar{\alpha}_{\text{SHT}} \leq \bar{\alpha}_b = i(\hat{\mathcal{D}}_M(\mathcal{K})) \exp \left( -\frac{2\varepsilon_1(\hat{\mathcal{D}}_M(\mathcal{K}))}{g(\hat{\mathcal{D}}_M(\mathcal{K}))} \right), \quad (55)$$

$$\bar{\beta}_{\text{SHT}} \leq \bar{\beta}_b = i(\hat{\mathcal{D}}_M(\mathcal{K})) \exp \left( -\frac{2\varepsilon_2(\hat{\mathcal{D}}_M(\mathcal{K}))}{g(\hat{\mathcal{D}}_M(\mathcal{K}))} \right). \quad (56)$$

*B. Type-I/II error probability.*

*The Type-I ( $\alpha_{\text{SHT}}$ ) and Type-II ( $\beta_{\text{SHT}}$ ) error probabilities are bounded in terms of  $\bar{\alpha}_{\text{SHT}}$ ,  $\bar{\beta}_{\text{SHT}}$  as:*

$$\alpha_{\text{SHT}} \leq \bar{\beta}_b / (1 - \bar{\beta}_b), \quad \beta_{\text{SHT}} \leq \bar{\alpha}_b / (1 - \bar{\alpha}_b). \quad (57)$$

The proof of Theorem 5 is in Appendix C. Theorem 5 characterizes the robustness of the linear feasibility test in Theorem 2 to finite sample constraints. Compared to Theorem 4, the key difference in the finite sample result of Theorem 6 is accounting for the error due to the empirically computed stopping time of the agent. Theorem 5 uses Hoeffding's inequality for bounding the error due to the empirical stopping time, and merges with the probabilistic bound from Theorem 4 to generate the bounds on the detection error probability. It upper bounds the probability of incorrectly detecting the optimality of an SHT agent, in terms of the number of trials recorded by the inverse learner.

*Discussion of Assumptions.*

(F4): (F4) specifies the inverse learner's dataset for the inverse SHT problem computed from a finite number of trials.

(F5) says the inverse learner knows the upper bound of the agent's stopping times over all environments. This assumption is crucial for our main result since the Hoeffding inequality (for bounding the finite sample effect of the expected stopping time) requires this knowledge.

(F6): The condition (51) in (F6) is analogous to assumption (F3) for the finite sample result for IRL of optimal stopping. (F6) admits a close form expression for the error bounds in Theorem 5. Abstractly, (F6) says that the number of samples recorded by the inverse learner is sufficiently large so that the condition (51) is satisfied.

## 5.4 Example 2. Finite sample effects for IRL in inverse search

We now analyze the finite sample effect of IRL for inverse search. Recall from Theorem 3 on page 25 that optimal search is equivalent to feasibility of the linear NIAC<sup>†</sup> inequalities. Our main result below, namely, Theorem 6, characterizes the robustness of the feasibility test (wrt the NIAC<sup>†</sup> inequality) for

detecting optimal search under finite sample constraints. It turns out that Theorem 6 is a special case of Theorem 4, our finite sample complexity result for IRL of inverse optimal stopping.

*Main assumptions and detection test.* Suppose the inverse learner observes the actions of a Bayesian stopping agent. We assume the following about the inverse learner:

(F8) Instead of (A6), the inverse learner uses the *finite dataset*

$$\widehat{\mathcal{D}}_M(\mathcal{K}) = \{\pi_0, \{\hat{g}_m(a, x), m \in \mathcal{M}\}\} \quad (58)$$

to detect if the agent performs optimal search or not.  $\hat{g}_m(a, x)$  is the empirical search action policy of the agent defined in (38) and  $\mathcal{K} = \{K_{x,m}, x \in \mathcal{X}, m \in \mathcal{M}\}$  denotes the number of trials recorded by the inverse learner in state  $x$ , where  $m$  indexes the search environment.

(F9) The prior belief of the targets  $\pi_0$  is a uniform prior, i.e.,  $\pi_0(x) = 1/X$ . Also, the reveal probability  $\alpha(a)$  is the same for all actions  $a \in \mathcal{A}$ , i.e.,  $\alpha(a) = \alpha$ . Although the variable  $\alpha$  is unknown to the inverse learner, it satisfies the following inequality.

$$\alpha \geq \max \left\{ \alpha^*, 1 - \frac{\min_{a \in \mathcal{A}} l_m(a)}{\max_{a \in \mathcal{A}} l_m(a)}, \forall m \in \mathcal{M} \right\} \quad (59)$$

(F10) The inverse learner's prior belief  $\pi_0^{\text{IL}}$  of whether the agent is an optimal search or not is given by  $\pi_0^{\text{IL}} = [0.5 \ 0.5]'$ .  $\pi_0^{\text{IL}}(1)$  is defined as

$$\pi_0^{\text{IL}}(1) = \mathbb{P}(\text{IRL}_{\text{Search}}(\mathcal{D}_M) \neq \emptyset).$$

$\text{IRL}_{\text{Search}}(\cdot)$  denotes the set of feasible solutions to the NIAC<sup>†</sup> inequalities (37).

For the reader's convenience, we discuss the assumptions (F8), (F9) and (F10) after the finite sample complexity result, Theorem 6. We now define the statistical detection test for the inverse search problem. It takes in as input the finite (noisy) dataset  $\widehat{\mathcal{D}}_M(\mathcal{K})$  (58) and detects one of the two hypotheses-  $H_0$  (agent performs optimal search) or  $H_1$  (agent does *not* perform optimal search).

**Definition 10 (IRL decision test for inverse search)** Consider the inverse learner with dataset  $\widehat{\mathcal{D}}_M(\mathcal{K})$  (58). Assume (A7) on page 25, (F8) holds. The IRL detector  $\text{Test}_{\text{IRL}}(\cdot)$  for the inverse search problem is given by:

$$\text{Test}_{\text{IRL}}(\widehat{\mathcal{D}}_M(\mathcal{K})) = \begin{cases} H_0, & \text{if } \text{IRL}_{\text{Search}}(\widehat{\mathcal{D}}_M(\mathcal{K})) \neq \emptyset \\ H_1, & \text{if } \text{IRL}_{\text{Search}}(\widehat{\mathcal{D}}_M(\mathcal{K})) = \emptyset. \end{cases} \quad (60)$$

Here,  $\text{IRL}_{\text{Search}}(\mathcal{D})$  is the set of feasible solutions to the linear NIAC<sup>†</sup> inequalities (37) in Theorem 3 given dataset  $\mathcal{D}$ .

*Main Result. Finite Sample Result for Inverse Search.*

We now present Theorem 6, our finite sample result for IRL of the inverse search problem. Theorem 6 provides bounds for the Type-I/II and posterior Type-I/II error probabilities of the IRL detector in Definition 10 in terms of the sample size of the finite search dataset and uses the following variables.

$$\begin{aligned} \varepsilon_1(\widehat{\mathcal{D}}_M(\mathcal{K})) &= \min_{\{\hat{g}'_m, m \in \mathcal{M}\}} \sum_m \|\hat{g}_m - \hat{g}'_m\|_2^2, \quad \text{IRL}_{\text{Search}}(\{\pi_0, \hat{g}'_m(a, x), m \in \mathcal{M}\}) \neq \emptyset. \\ \varepsilon_2(\widehat{\mathcal{D}}_M(\mathcal{K})) &= \min_{\{\hat{g}'_m, m \in \mathcal{M}\}} \sum_m \|\hat{g}_m - \hat{g}'_m\|_2^2, \quad \text{IRL}_{\text{Search}}(\{\pi_0, \hat{g}'_m(a, x), m \in \mathcal{M}\}) = \emptyset. \end{aligned}$$

The variables  $\varepsilon_1(\cdot)$ ,  $\varepsilon_2(\cdot)$  are the minimum perturbations needed for the finite search dataset to satisfy and not satisfy, respectively, the linear NIAC<sup>†</sup> inequalities (37) in Theorem 3. By constructing a probabilistic bound on these quantities, Theorem 6 results.

**Theorem 6 (Sample complexity for inverse search)** *Consider an inverse learner with dataset  $\widehat{\mathcal{D}}_M(\mathcal{K})$  (40) detecting if a Bayesian stopping agent is performing optimal search by using the statistical test in Definition 10. Assume (F8)-(F10) hold. Then,*

*A. Posterior Type-I/II error probability.*

*The posterior Type-I ( $\bar{\alpha}_{\text{SHT}}$ ) and Type-II ( $\bar{\beta}_{\text{SHT}}$ ) error probabilities are bounded as*

$$\bar{\alpha}_{\text{Search}} \leq \bar{\alpha}_b = \frac{(1 - \alpha^*)X}{\varepsilon_1(\widehat{\mathcal{D}}_M(\mathcal{K}))(\alpha^*)^2} \left( \sum_{x,m} K_{x,m}^{-1/2} \right)^2, \quad (61)$$

$$\bar{\beta}_{\text{Search}} \leq \bar{\beta}_b = \frac{(1 - \alpha^*)X}{\varepsilon_2(\widehat{\mathcal{D}}_M(\mathcal{K}))(\alpha^*)^2} \left( \sum_{x,m} K_{x,m}^{-1/2} \right)^2. \quad (62)$$

*B. Type-I/II error probability. The Type-I ( $\alpha_{\text{Search}}$ ) and Type-II ( $\beta_{\text{Search}}$ ) error probabilities for inverse search are bounded in terms of the posterior error bounds stated above.*

$$\alpha_{\text{Search}} \leq \bar{\beta}_b / (1 - \bar{\beta}), \quad \beta_{\text{Search}} \leq \bar{\alpha}_b / (1 - \bar{\alpha}_b).$$

The proof of Theorem 6 is in Appendix B. Given the posterior Type-I/II bounds in Theorem 6-A, the Type-I/II error bounds in Theorem 6-B can be obtained in the same way as Theorem 5; see Appendix C for details. Theorem 6 characterizes the robustness of the linear feasibility test in Theorem 3 to finite sample constraints. It upper bounds the probability of incorrectly detecting the Bayesian agent as an optimal search agent or not an optimal search agent, in terms of the number of trials recorded by the inverse learner. Since the NIAC<sup>†</sup> inequalities are structurally identical to the NIAC inequalities (16) of Theorem 1 for inverse optimal stopping, the finite sample result for inverse search requires a probabilistic bound on the feasibility (or infeasibility) of only a subset of the inequalities of Theorem 1. In this way, our finite sample result Theorem 6 for inverse search can be viewed as a special case of the finite sample result of Theorem 4 for inverse optimal stopping.

*Discussion of assumptions.*

(F8): Assumption (F8) specifies the inverse learner's dataset for the inverse search problem computed from a finite number of trials.

(F9): (F9) says that the agent has the same reveal probability for all locations for all environments and the inverse learner knows this reveal probability is greater than a certain value. This assumption can be viewed as an analogy of having the same instantaneous continue cost for the agent solving the SHT problem. The condition (59) results in the optimal search strategy of the agent to be periodic for all environments - the agent searches each location exactly once in a particular order (depends on the agent's search costs) and repeats this cycle till the target is located. This facilitates the search action policy  $g_m(a, x)$  to be written in terms of the conditional pdf of the stopping time  $\mathbb{P}_{\mu_m}(\tau|x)$  (see Appendix D). By analyzing the finite sample effects of the stopping time due to the added structure, Theorem 6 results. Note that Theorem 6 does not require the inverse learner to have information about the true stopping time of the agent, but only the empirical search action policy.

## Summary

For finite sample observations, this section presented an IRL detector for optimality of a Bayesian stopping agent (Definition 8) and provided error bounds of the detector (Theorems 4). We also presented finite sample IRL detectors for optimality in SHT and Bayesian search (Definitions 9, 10) and obtained error bounds of the detector in terms of the sample size (Theorem 5, 6). The key idea behind the sample complexity results is the construction of a probabilistic bound on the minimum perturbation needed to satisfy and not satisfy, respectively, the feasibility inequalities for optimality to bound the Type-I and Type-II error probabilities of the IRL detector, respectively.

## 6. Discussion and extensions

This paper has proposed Bayesian revealed preference methods for inverse reinforcement learning (IRL) in partially observed environments. Specifically, we considered IRL for a Bayesian agent performing multi-horizon sequential stopping. The results in this paper enrich current IRL literature by achieving IRL under the following restrictions on the inverse learner: (1) The inverse learner does not know if the decision maker is an optimal Bayesian stopping agent (2) The inverse learner does not know the agent’s observation likelihood and (3) IRL for noisy datasets. Our IRL algorithms first identify if the agent is behaving in an optimal manner, and if so, estimate their stopping costs. The inverse learner can at best identify optimality of an agent’s strategy wrt to its strategies chosen in other environments, a notion intuitively explained in the introduction and defined formally in Definition 3. To illustrate our IRL approach, we considered two examples of sequential stopping problems, namely, sequential hypothesis testing (SHT) and Bayesian search and provided algorithms to estimate their misclassification/search costs.

Our main results were:

1. Specifying necessary and sufficient conditions for the decisions taken by a Bayesian agent in multiple environments to be identified as optimal sequential stopping and generating set-valued estimates of their stop costs (Theorem 1). To the best of our knowledge, our IRL results for Bayesian stopping time problems when the inverse learner has no knowledge of the agent’s dynamics is novel.  
As discussed below Theorem 1, our IRL result can be straightforwardly extended to the case when the forward learner has computational constraints (bounded rationality) and therefore, chooses a sub-optimal strategy.
2. Constructing convex feasibility based IRL algorithms for set-valued estimation of misclassification for an SHT agent (Theorem 2) and search costs for a search agent (Theorem 3) when decisions from infinite trials of the agent are available in multiple SHT and search environments, respectively. These results are special cases of Theorem 1 due to additional structure of the SHT and search problem compared to generic sequential stopping problems.
3. Proposing IRL detection tests for detecting optimality of sequential stopping, SHT and search when only a finite number of agent decisions are observed.
4. Providing sample complexity bounds on the Type-I/II and posterior Type-I/II error probabilities of the above detection tests under finite sample constraints (Theorems 4, 5 and 6).

## EXTENSIONS

This paper identifies optimal stopping behavior in a Bayesian agent by observing their actions without external interference. A natural extension is to consider the controlled IRL setting where the inverse learner can influence/control the actions of the agent. This leads to the question: *How to influence the agent's actions so as to better identify optimal stopping behavior and estimate the agent costs more efficiently?* Another question is: *How to formulate conditions under which the set-valued cost estimates for an agent in finitely many environments tends to a point-valued estimate as the number of environments tend to infinity?* In classical revealed preference theory, the papers Reny (2015); Mas-Colell (1978) characterize properties of utility functions that rationalize infinite datasets. It is worthwhile generalizing these results to a Bayesian IRL setting. Finally, it is worthwhile exploring IRL for stopping time problems using the iterative update approach of Abbeel and Ng (2004) and sampling approach of Ziebart et al. (2008).

## Appendix A. Proof of Theorem 1

We first introduce a fictitious observation likelihood  $\alpha_m$  over a fictitious observation space  $\mathcal{Y}_\pi$  with generic element  $\tilde{y}_\pi$  for stopping strategy  $\mu_m, m \in \mathcal{M}$ :

$$\alpha_m(\tilde{y}_\pi|x) = \sum_{\tilde{y}:\pi_\tau=\pi} \left( \prod_{t=1}^{\tau} B(y_t, x) \right) \quad (63)$$

Here  $\tilde{y}$  denotes a sequence of observations  $y_1, y_2, \dots$  and  $\tau$  is the random stopping time for strategy  $\mu_m$  defined in (5).  $\alpha_m(\tilde{y}_\pi|x)$  is the likelihood of all observation sequences  $\tilde{y}$  such that given true state  $x^o = x$  and stopping strategy  $\mu_m$ , the agent's belief state at the stopping time  $\tau$  is  $\pi$ . Equivalently,  $\alpha_m(\tilde{y}_\pi|x)$  is the conditional probability density of the agent's stopping belief for strategy  $\mu_m$ . By definition, the mapping from  $\tilde{y}_\pi$  to stopping belief  $\pi$  is bijective. Hence,  $|\mathcal{Y}_\pi| = |\Delta(\mathcal{X})|$ , where  $\Delta(\mathcal{X})$  denotes the  $X - 1$  dimensional unit simplex of pmfs.

Next, we re-formulate the expected stopping cost  $G(\mu_m, s_m)$  defined in (9) for stopping cost  $s_m$  in terms of the fictitious observation likelihood defined in (63).

$$G(\mu_m, s_m) = \mathbb{E}_{\mu_m} \{ \pi'_\tau \bar{s}_{m,a_\tau} \} = \int_{\mathcal{Y}_\pi} \left( \sum_{x \in \mathcal{X}} \alpha_m(\tilde{y}_\pi|x) \pi_0(x) \right) \min_{a \in \mathcal{A}} \pi'_\tau \bar{s}_{m,a} d\tilde{y}_\pi$$

In the above equation, the summation within the parenthesis is the unconditional probability density of the stopping belief  $\pi$  given stopping strategy  $\mu_m$ . We are now ready to prove necessity and sufficiency of the NIAS, NIAC inequalities (12), (13) in Theorem 1 for identifying an optimal stopping agent (Definition 3).

### A.1 Necessity of NIAS, NIAC inequalities

The action selection policy  $p_m(a|x)$  in  $\mathcal{D}_M$  is a stochastically garbled version of  $\alpha_m(\tilde{y}_\pi|x)$  defined in (63) and  $p_m(x|a)$  is a stochastic garbling of the agent's stopping belief  $\pi$  when the stop action is  $a$ . The action selection policy can be rewritten as follows

$$p_m(a|x) = \int_{\mathcal{Y}_\pi} p_m(a|\tilde{y}_\pi) \alpha_m(\tilde{y}_\pi|x) d\tilde{y}_\pi \quad (64)$$

$$\implies p_m(x|a) = \int_{\mathcal{Y}_\pi} \frac{p_m(a|\tilde{y}_\pi) \alpha_m(\tilde{y}_\pi|x) \pi_0(x)}{p_m(a)} d\tilde{y}_\pi = \int_{\mathcal{Y}_\pi} p_m(\tilde{y}_\pi|a) \pi(x) d\tilde{y}_\pi, \quad (65)$$

where  $\pi$  is the agent's stopping belief and  $p_m(\tilde{y}_\pi|a)$  is the probability density of the fictitious observations  $\tilde{y}_\pi$  conditioned on the stop action  $a$ .

### A.1.1 NIAS

Let action  $a$  be the optimal stop action (7) for stopping belief  $\pi$  of the  $m^{\text{th}}$  agent in  $\mathcal{A}$ . Then,

$$\sum_{x \in \mathcal{X}} \pi(x) (s_m(x, a) - s_m(x, b)) \leq 0, \quad \forall a, b \in \mathcal{A} \quad (66)$$

$$\implies \int_{\mathcal{Y}_\pi} \sum_{x \in \mathcal{X}} \pi(x) (s_m(x, a) - s_m(x, b)) p_m(\tilde{y}_\pi | a) d\tilde{y}_\pi \leq 0 \quad (67)$$

$$\implies \sum_{x \in \mathcal{X}} \left( \int_{\mathcal{Y}_\pi} p_m(\tilde{y}_\pi | a) \pi(x) d\tilde{y}_\pi \right) (s_m(x, a) - s_m(x, b)) \leq 0 \quad (68)$$

$$\implies \boxed{\sum_{x \in \mathcal{X}} p_m(x|a) (s_m(x, a) - s_m(x, b)) \leq 0.} \quad (69)$$

Eq. (66) says that the expected stop cost given belief  $\pi$  is minimum for stop action  $a$ . Here, the expectation is taken over the finite state set  $\mathcal{X}$ . The LHS of (67) is the expected value of the LHS of (66) taken over the space of fictitious observations  $\mathcal{Y}_\pi$  wrt the probability density  $p_m(\tilde{y}_\pi | a)$ . Since  $|s_m(x, a) - s_n(x, a)|$  is bounded, the integral on the LHS of (67) is finite. Hence, by Fubini's theorem, we can change the order of summation to get (68). The first term in the integral of (68) is equal to  $p_m(x|a)$  from (65) which results in the final NIAS inequality (69).

### A.1.2 NIAC

Define  $\tilde{G}_{m,n}$  as expected stopping cost when the fictitious observation likelihood is  $p_m(a|x)$  and stopping cost is  $s_n(x, a)$ . Then

$$\tilde{G}_{m,n} = \sum_{a \in \mathcal{A}} \left( \sum_{x \in \mathcal{X}} p_m(a|x) \pi_0(x) \right) \min_{b \in \mathcal{A}} \sum_{x \in \mathcal{X}} p_m(x|a) s_n(x, b). \quad (70)$$

It follows from Blackwell dominance (Blackwell, 1953) that

$$\tilde{G}_{m,m} = G(\mu_m, s_m), \quad \tilde{G}_{m,n} \geq G(\mu_m, s_n) \text{ for } m \neq n. \quad (71)$$

For any set of environment indices  $\{m_1, m_2, \dots, m_I\} \subset \mathcal{M}$ ,  $(m_{I+1} = m_1)$ , we have the following inequality from (11) in Definition 3.

$$\sum_{i=1}^I G(\mu_{m_{i+1}}, s_{m_i}) - G(\mu_{m_i}, s_{m_i}) \geq \sum_{i=1}^I C(\mu_{m_i}) - C(\mu_{m_{i+1}}) = 0$$

Combining the inequalities (71) with the above inequality, we get the NIAC inequality.

$$\sum_{i=1}^I \tilde{G}_{m_{i+1}, m_i} - \tilde{G}_{m_i, m_i} \geq 0 \quad (72)$$

## A.2 Sufficiency of NIAS, NIAC inequalities

The key idea in the sufficiency proof is to assume the action selection policy  $p_m(a|x)$  is an accurate measurement of the unknown fictitious observation likelihood  $\alpha_m(\tilde{y}_\pi | x)$  (63). Thus, for the  $m^{\text{th}}$  environment,  $\{p_m(x|a), a \in \mathcal{A}\}$  constitutes the set of its stopping beliefs of the agent where  $\mu_m(\pi_\tau = p_m(x|a), \tau) = a$ .

### A.2.1 NIAS

Suppose NIAS inequality holds, that is, for all  $m \in \mathcal{M}$ ,

$$a = \operatorname{argmin}_{b \in \mathcal{A}} \sum_{x \in \mathcal{X}} p_m(x|a) s_m(x, b), \quad \forall a \in \mathcal{A}. \quad (73)$$

Since the set  $\{p_m(x|a), a \in \mathcal{A}\}$  constitutes the set of all stopping beliefs when  $\alpha_m(\tilde{y}_\pi|x) = p_m(a|x)$ , the following condition holds from (73).

$$\mu_m(\pi, \tau) = \operatorname{argmin}_{a \in \mathcal{A}} \pi' \bar{s}_{m,a}. \quad (74)$$

Eq. (74) is precisely (7), which says the agent chooses the stop action that minimizes its stopping cost given its stopping belief. Hence, it only remains to show that (11) in Definition 3 holds to complete our sufficiency proof.

### A.2.2 NIAC

We first recall that  $\tilde{G}_{m,n}$  is the minimum expected stopping cost for fictitious observation likelihood  $p_m(a|x)$  and stopping cost  $s_n$ . Consider the following optimization problem

$$\min \sum_{m=1}^M \tilde{G}_{m,f(m)}, \quad (75)$$

where  $f$  is an injective mapping from the set  $\mathcal{M}$  to itself. In (75), the aim is to minimize the cumulative expected stopping cost over the set of environments  $\mathcal{M}$  by assigning a unique action selection policy from the set  $\{p_m(a|x), m \in \mathcal{M}\}$  to each environment. If the NIAC inequality (72) is satisfied by the dataset  $\mathcal{D}_M$ , clearly the solution to (75) is attained by the identity mapping  $f(m) = m$ .

The optimization problem in (75) is identical to the allocation problem considered in Koopmans and Beckmann (1957) where it is solved via an equivalent linear program formulation.

Since the feasibility of NIAC inequality implies the optimal mapping  $f$  is the identity map, from duality theory Boyd and Vandenberghe (2004), there exist shadow prices  $C_m \in \mathbb{R}_+$ ,  $m \in \mathcal{M}$  such that the following inequalities are satisfied

$$\tilde{G}_{m,m} - \tilde{G}_{n,m} \leq C_n - C_m, \quad \forall m, n \in \mathcal{M} \implies \tilde{G}_{m,m} + C_m \leq \tilde{G}_{n,m} + C_n, \quad \forall m, n \in \mathcal{M}.$$

The feasibility of the above inequalities together with (74) implies the existence of an optimal stopping agent in a set of environments  $\mathcal{M}$  with expected cumulative continue cost  $\{C_m, m \in \mathcal{M}\}$  and stopping strategies  $\mu_m$  such that the resulting fictitious observation likelihood  $\alpha_m(\tilde{y}_\pi|x) = p_m(a|x)$ . This concludes the proof.

## Appendix B. Proof of Theorem 3

We will show (37) is equivalent to the condition for identifying search optimality (36) in two steps. For a fixed stationary search strategy  $\mu : \pi \rightarrow a$  and search cost  $\{l(a), a \in \mathcal{A}\}$ , we first express the



expected cumulative search cost in terms of the search action policy  $g(x, a)$  (34) and the prior  $\pi_0$ .

$$\begin{aligned} J(\mu, l) &= \mathbb{E}_\mu \left\{ \sum_{t=1}^{\tau} l(\mu(\pi_t)) \right\} = \mathbb{E}_\mu \left\{ \sum_{a \in \mathcal{A}} l(a) \left( \sum_{t=1}^{\tau} \mathbb{1}\{\mu(\pi_t) = a\} \right) \right\} \\ &= \sum_{a \in \mathcal{A}} l(a) \sum_{x \in \mathcal{X}} \pi_0(x) \mathbb{E}_\mu \left\{ \sum_{t=1}^{\tau} \mathbb{1}\{\mu(\pi_t) = a\} | x \right\} = \sum_{x \in \mathcal{X}, a \in \mathcal{A}} \pi_0(x) g(x, a) l(a). \end{aligned}$$

Now, consider the set of search strategies  $\{\mu_m, m \in \mathcal{M}\}$ .

$$\begin{aligned} (36) \equiv \mu_m \in \operatorname{argmin}_{\{\mu_n, n \in \mathcal{M}\}} J(\mu_n, l_m) &\iff J(\mu_m, l_m) - J(\mu_n, l_m) \leq 0, \quad m, n \in \mathcal{M}. \\ \iff \sum_{x \in \mathcal{X}, a \in \mathcal{A}} \pi_0(x) (g_m(a, x) - g_n(a, x)) l_m(a) &\leq 0 \equiv (37). \end{aligned}$$

### Appendix C. Proof of Theorem 5

The proof uses two concentration inequalities for the finite sample IRL result for SHT:

- *Dvoretzky-Kiefer-Wolfowitz (DKW) inequality* (Dvoretzky et al., 1956; Kosorok, 2007): To bound the deviation of the cdfs of the empirical action selection policy  $\hat{p}_m(a|x)$  from its mean  $p_m(a|x)$ .
- *Hoeffding Inequality* (Hoeffding, 1994): To bound the deviation of the sample average of the SHT stopping times  $\hat{C}_m$  from the true mean  $C_m$ .

1. *DKW inequality.* Let  $F_m(a|x)$  and  $\hat{F}_m(a|x)$  denote the cdfs of  $p_m(a|x)$  and  $\hat{p}_m(a|x)$ , respectively. The DKW inequality enriches the Glivenko-Cantelli theorem (Van Der Vaart and Wellner, 2000) by quantifying the rate of convergence of the empirical cdf. The two-sided DKW inequality states that

$$\begin{aligned} 1 - 2 \exp(-2K_{x,m}\varepsilon^2) &\leq \mathbb{P} \left( \max_{a \in \mathcal{A}} |\hat{F}_m(a|x) - F_m(a|x)| < \varepsilon \right) \leq \mathbb{P} \left( \max_{a \in \mathcal{A}} |\hat{F}_m(a|x) - F_m(a|x)| \leq \varepsilon \right) \\ &\leq \mathbb{P} (|p_m(a|x) - \hat{p}_m(a|x)| \leq \varepsilon, \forall a) \leq \mathbb{P} \left( \sum_{a \in \mathcal{A}} |p_m(a|x) - \hat{p}_m(a|x)|^2 \leq X\varepsilon^2 \right). \end{aligned}$$

Hence, for any set of positive reals  $\{\varepsilon_{x,m}, x \in \mathcal{X}, m \in \mathcal{M}\}$  s.t.  $|\hat{p}_m(a|x) - p_m(a|x)| \leq \varepsilon_{x,m}$ ,  $\forall a \in \mathcal{A}, x \in \mathcal{X}, m \in \mathcal{M}$  and  $X(\sum_{x,m} \varepsilon_{x,m}^2) \leq \varepsilon_{\max}^2$ , the following inequality holds:

$$\mathbb{P} \left( \sum_{a,x,m} |p_m(a|x) - \hat{p}_m(a|x)|^2 \leq \varepsilon_{\max}^2 \right) \geq \prod_{x,m} 1 - 2 \exp(-2K_{x,m}\varepsilon_{x,m}^2). \quad (76)$$

In the above inequality, for a fixed  $x, m$ ,  $\varepsilon_{x,m}$  uniformly bounds  $|p_m(a|x) - \hat{p}_m(a|x)|$  for all  $a \in \mathcal{A}$ .

2. *Hoeffding's Inequality.* Since the inverse learner knows the agent's stopping time  $\tau \leq \tau_{\max}$  a.s. for all environments in  $\mathcal{M}$  lies in the interval  $[1, \tau_{\max}]$ , using the two-sided Hoeffding inequality gives the following error bounds for  $\eta_m > 0$ ,  $\forall m \in \mathcal{M}$ .

$$\begin{aligned} \mathbb{P}(|\hat{C}_m - C_m| \leq \eta_m) &\geq 1 - 2 \exp(-2K_m \eta_m^2 / \tau_{\max}^2), \\ \mathbb{P}(\sum_{x,m} |\hat{C}_m - C_m|^2 \leq \eta_{\max}^2) &\geq \prod_m 1 - 2 \exp\left(-\frac{2K_m \eta_m^2}{\tau_{\max}^2}\right), \end{aligned} \quad (77)$$

where  $K_m = \sum_x K_{x,m}$ .  $\{\eta_m, m \in \mathcal{M}\}$  is any set of positive reals s.t.  $|\hat{C}_m - C_m| \leq \eta_m, \forall m \in \mathcal{M}$  and  $\sum_{m \in \mathcal{M}} \eta_m^2 \leq \eta_{\max}^2$ .

Consider the event

$$E = \{|\hat{g}_m(a, x) - g_m(a, x)| \leq \varepsilon_{x,m}, |\hat{C}_m - C_m| \leq \eta_m, a \in \mathcal{A}, x \in \mathcal{X}, m \in \mathcal{M}\}. \quad (78)$$

We are interested in bounding the probability that the total perturbation of the dataset defined below lies under a threshold:

$$\mathbb{P}(E_{\text{pert}}) = \mathbb{P}\left(\sum_{x,m} |p_m(a|x) - \hat{p}_m(a|x)|^2 + \sum_x |C_m - \hat{C}_m|^2 \leq \varepsilon_{\max}^2\right). \quad (79)$$

We make two observations here.

- (1)  $E \subseteq E_{\text{pert}}$  if  $\sum_{x,m} \varepsilon_{x,m}^2 + \sum_m \eta_m^2 \leq \varepsilon_{\max}^2$ .
- (2)  $1 - \bar{\alpha}_{\text{SHT}} \geq \mathbb{P}(E_{\text{pert}})$  when  $\varepsilon_{\max}^2$  in (79) is set to  $\varepsilon_1(\hat{\mathcal{D}}_M(\mathcal{K}))$ . Also,  $1 - \bar{\beta}_{\text{SHT}} \geq \mathbb{P}(E_{\text{pert}})$  when  $\varepsilon_{\max}^2$  in (79) is set to  $\varepsilon_2(\hat{\mathcal{D}}_M(\mathcal{K}))$ .

In the remaining part of the proof, we will maximize  $\mathbb{P}(E)$  (78) over the set  $S = \{s | c(s) \leq 0\}$ ,  $S \subseteq \mathbb{R}_+^{X(1+M)}$ , where  $s = \{\{\varepsilon_{x,m}, x \in \mathcal{X}\}, \eta_m, m \in \mathcal{M}\}$  and  $c(S) = \sum_{x,m} \varepsilon_{x,m}^2 + \sum_m \eta_m^2 - \varepsilon_{\max}^2$ . Due to (F6), we get the following inequality by combining (76) and (77)

$$\begin{aligned} \mathbb{P}(E_{\text{pert}}) &\geq \mathbb{P}(E) \geq \prod_{x,m} 1 - 2 \exp(-2K_{x,m} \varepsilon_{x,m}^2) \prod_m 1 - 2 \exp(-2K_m \eta_m^2 / \tau_{\max}^2) \\ &\geq 1 - \sum_{x,m} 2 \exp(-2K_{x,m} \varepsilon_{x,m}^2) - \sum_m 2 \exp(-2K_m \eta_m^2 / \tau_{\max}^2), \end{aligned} \quad (80)$$

where  $\{\{\varepsilon_{x,m}, x \in \mathcal{X}\}, \eta_m, m \in \mathcal{M}\}$  is any set of positive reals s.t.

1.  $|\hat{p}_m(a|x) - p_m(a|x)| \leq \varepsilon_{x,m}, \forall a \in \mathcal{A}$ ,
2.  $|\hat{C}_m - C_m| \leq \eta_m$ ,
3.  $X(\sum_{x,m} \varepsilon_{x,m}^2) + \sum_m \eta_m^2 \leq \varepsilon_{\max}^2$ .

Eq. 80 provides a probabilistic bound on the perturbation of the empirical dataset  $\hat{\mathcal{D}}_M(\mathcal{K})$  from the asymptotic dataset  $\mathcal{D}_M$  in terms of the sample size. Our final task is to maximize the lower bound for  $\mathbb{P}(E_{\text{pert}})$  in (80) subject to the constraint  $X(\sum_{x,m} \varepsilon_{x,m}^2) + \sum_m \eta_m^2 \leq \varepsilon_{\max}^2$ . Equivalently, we aim to solve the following optimization problem

$$\min_{\{\varepsilon_{x,m}, \eta_m\}} \sum_{x,m} 2 \exp(-2K_{x,m} \varepsilon_{x,m}^2) + \sum_m 2 \exp(-2K_m \eta_m^2 / \tau_{\max}^2), \text{ s.t. } X \sum_{x,m} \varepsilon_{x,m}^2 + \sum_m \eta_m^2 \leq \varepsilon_{\max}^2.$$

Note that  $\exp(-2K_{x,m} \varepsilon_{x,m}^2)$  and  $\exp(-2K_m \eta_m^2 / \tau_{\max}^2)$  are concave and decreasing in  $\varepsilon_{x,m}$ ,  $\eta_m$  respectively. We rewrite the above optimization problem as a convex optimization problem by setting  $\varepsilon_{x,m}^2 \rightarrow \varepsilon_{x,m}$  and  $\eta_m^2 \rightarrow \eta_m$ .

$$\begin{aligned} \min_{\{\varepsilon_{x,m}, \eta_m\}} & \sum_{x,m} 2 \exp(-2K_{x,m} \varepsilon_{x,m}) + \sum_m 2 \exp(-2K_m \eta_m / \tau_{\max}) \\ \text{s.t. } & X \sum_{x,m} \varepsilon_{x,m} + \sum_m \eta_m = \varepsilon_{\max}^2, \varepsilon_{x,m}, \eta_m \geq 0. \end{aligned} \quad (81)$$

Suppose the inequalities  $\varepsilon_{x,m}, \eta_m \geq 0$  are not active at the optimal solution, i.e.,  $\varepsilon_{x,m}, \eta_m > 0$ . Then, (81) can be solved by using the method of Lagrange multipliers of finding saddle points of functions with an equality constraint.

$$\begin{aligned}\varepsilon_{x,m} &= (X\tilde{K}_{x,m}/2)(\ln(\lambda) + \ln(2K_{x,m}/X)), \quad \eta_{x,m} = (\tilde{K}_m/2)(\ln(\lambda) + \ln(2\tilde{K}_m)), \\ \ln(\lambda) &= \frac{\varepsilon_{\max}^2 - X \sum_{x,m} \ln((2K_{x,m}/X)^{X\tilde{K}_{x,m}/2}) - \sum_m \ln(2\tilde{K}_m^{\tilde{K}_m/2})}{(X \sum_{x,m} \tilde{K}_{x,m} + \sum_{m \in \mathcal{M}} \tilde{K}_m)/2}.\end{aligned}\quad (82)$$

In the above equations,  $\tilde{K}_m = K_m/\tau_{\max}^2$ ,  $\tilde{K} = K^{-1}$ . We now invoke Assumption (F6). By virtue of condition (51) in (F6), the above values satisfy the assumption that  $\varepsilon_{x,m}, \eta_m > 0$ . Hence, the above values for  $\varepsilon_{x,m}, \eta_m$  (82) satisfy the Karush-Kuhn-Tucker (KKT) first-order optimality conditions (Boyd and Vandenberghe, 2004) for the optimization problem (81) with the KKT multiplier corresponding to the inequalities set to 0. Also, note that by definition and (F6),  $\varepsilon_{x,m}, \eta_m$  in (82) automatically satisfy the Slater's condition for regularity. Finally, since the KKT conditions are necessary and sufficient for optimality for minimization of convex functions, we conclude that due to (F6), (82) is the solution to the optimization problem (81).

Plugging the above values into (81) and setting  $\varepsilon_{\max}^2$  to  $\varepsilon_1(\hat{\mathcal{D}}_M(\mathcal{K}))$  lower bounds  $1 - \bar{\alpha}_{\text{SHT}}$  (55), setting  $\varepsilon_{\max}^2$  to  $\varepsilon_2(\hat{\mathcal{D}}_M(\mathcal{K}))$  lower bounds  $1 - \bar{\beta}_{\text{SHT}}$  (56). It only remains to prove the Type-I and Type-II error probability bounds in (57).

Recall assumption (F2) that says  $\mathbb{P}(H_0) = \mathbb{P}(H_1) = 0.5$ . From Bayes formula, we have the following relation between the posterior Type-I and Type-II error probabilities  $\bar{\alpha}_{\text{SHT}}, \bar{\beta}_{\text{SHT}}$  and the true Type-I and Type-II error probabilities  $\alpha_{\text{SHT}}, \beta_{\text{SHT}}$ .

$$\bar{\alpha}_{\text{SHT}} = \frac{\beta_{\text{SHT}}}{\beta_{\text{SHT}} - \alpha_{\text{SHT}} + 1}, \quad \bar{\beta}_{\text{SHT}} = \frac{\alpha_{\text{SHT}}}{\alpha_{\text{SHT}} - \beta_{\text{SHT}} + 1}$$

Solving for  $\alpha_{\text{SHT}}, \beta_{\text{SHT}}$  in terms of  $\bar{\alpha}_{\text{SHT}}, \bar{\beta}_{\text{SHT}}$ , we get

$$\alpha_{\text{SHT}} = \frac{\bar{\beta}_{\text{SHT}}(1 - 2\bar{\alpha}_{\text{SHT}})}{1 - \beta_{\text{SHT}} - \alpha_{\text{SHT}}} \leq \frac{\bar{\beta}_{\text{SHT}}}{1 - \bar{\beta}_{\text{SHT}}}, \quad \beta_{\text{SHT}} = \frac{\bar{\alpha}_{\text{SHT}}(1 - 2\bar{\beta}_{\text{SHT}})}{1 - \beta_{\text{SHT}} - \alpha_{\text{SHT}}} \leq \frac{\bar{\alpha}_{\text{SHT}}}{1 - \bar{\beta}_{\text{SHT}}}.$$

The RHS of both inequalities are bounded from above by the bounds in (55), (56) hence completing the proof.

## Appendix D. Proof of Theorem 6

To prove Theorem 6, we first state and prove the following Lemma 1. Theorem 6 is a special case of Lemma 1 as discussed below.

**Lemma 1** *Given dataset  $\hat{\mathcal{D}}_M(\mathcal{K})$  and (F9), the deviation of the finite sample search action policy  $\hat{g}_m(a, x)$  and the true search action policy  $g_m(a, x)$  can be bounded in terms of the number of samples  $\mathcal{K} = \{K_{x,m}\}$  as follows.*

$$\mathbb{P}\left(\sum_{a,x,m} |g_m(a, x) - \hat{g}_m(a, x)|^2 \leq \epsilon\right) \geq 1 - \sum_{x,m} \frac{u(\hat{\mathcal{D}}_M(\mathcal{K}))}{\epsilon K_{x,m}^{1/2}}, \quad (83)$$

where  $u(\hat{\mathcal{D}}_M(\mathcal{K})) = \frac{(1-\alpha^*)}{(\alpha^*)^2} X \sum_{x,m} K_{x,m}^{-1/2}$  and  $\hat{g}_m(a, x)$  is the sample average of the number of times the agent searches location  $a$  given state  $x$  in environment  $m$ .

**Proof.** (F9) on page 34 implies that for any environment  $m \in \mathcal{M}$ , given prior  $\pi_0$ , the agent's optimal search sequence  $a_0, a_1, a_2, \dots$  is periodic, i.e.,  $a_t = a_{t+A}$ . In other words, in any interval of  $A$  time steps, the agent searches each location exactly once in a particular (unknown to the inverse learner) order.

Consider the agent's search policy  $g_m(a, x)$  defined in (34). Below we express  $g_m(a, x)$  in terms of the pdf of the stopping time of the search process.

$$\begin{aligned} g_m(a, x) &= \mathbb{E}_{\mu_m} \left\{ \sum_{t=1}^{\tau} \mathbb{1}\{\mu_m(\pi_t) = a\} |x^o = x\right\} = \sum_{t=1}^{\infty} \mathbb{P}_{\mu_m}(\tau = t | x^o = x) (\lfloor t/X \rfloor + r(x, a)). \\ &= \sum_{t=1}^{\infty} \lfloor t/X \rfloor \mathbb{P}_{\mu_m}(\tau = t | x^o = x) + r(x, a) = \mathbb{E}_{\mu_m} \{\lfloor \tau/X \rfloor | x\} + r_m(x, a) = \frac{1}{\alpha} + r_m(x, a). \end{aligned}$$

Here,  $\alpha$  denotes the reveal probability of the agent and  $\lfloor \cdot \rfloor$  denotes the floor function.  $r(x, a) = 1$  if agent searches location  $a$  prior to location  $x$  in one search cycle from time  $t = 0 \rightarrow X - 1$  in environment  $m$ , and 0 otherwise. The final equality follows from the fact that conditioned on the true state  $x^o = x$ , the random variable  $\lfloor \tau/X \rfloor$  follows a geometric distribution with parameter  $\alpha$  (unknown) due to (F9).

Consider now the quantity  $|\hat{g}_m(a, x) - g_m(a, x)|$ . Define  $\hat{\mathbb{E}}_{\mu_m} \{\tau/X\} = \frac{\sum_{k=1}^{K_{x,m}} \lfloor \tau_{x,m,k}/X \rfloor}{K_{x,m}}$ , the sample average of the normalized stopping time  $\lfloor \tau/X \rfloor$  computed from  $\hat{\mathcal{D}}_M(\mathcal{K})$ . Then,

$$\begin{aligned} |\hat{g}_m(a, x) - g_m(a, x)| &= |\mathbb{E}_{\mu_m} \{\lfloor \tau/X \rfloor | x\} + r_m(x, a) - \hat{\mathbb{E}}_{\mu_m} \{\lfloor \tau/X \rfloor | x\} - r_m(x, a)| \\ &= \left| \frac{1}{\alpha} - \hat{\mathbb{E}}_{\mu_m} \{\lfloor \tau/X \rfloor | x\} \right| \quad (\text{equal for all } a \text{ for a fixed } x). \end{aligned}$$

$\hat{\mathbb{E}}_{\mu} \{\lfloor \tau/X \rfloor | x\}$  is an unbiased estimator of  $\mathbb{E}_{\mu} \{\lfloor \tau/X \rfloor | x\}$  with variance  $(1 - \alpha)/K_{x,m}\alpha^2$ . Using Chebyshev's inequality for random variables with finite variance to bound  $|\hat{g}_m(a, x) - g_m(a, x)|$  for fixed  $a, x, m$ , the following inequality results

$$\mathbb{P}(|\hat{g}_m(a, x) - g_m(a, x)| \leq \varepsilon) \geq 1 - \frac{(1 - \alpha)}{K_{x,m}(\alpha\varepsilon)^2} \quad (84)$$

For any set of positive reals  $\{\varepsilon_{x,m}, x \in \mathcal{X}, m \in \mathcal{M}\}$  s.t.  $|g_m(a, x) - \hat{g}_m(a, x)| \leq \varepsilon_{x,m}$  and  $(X \sum_{x,m} \varepsilon_{x,m}^2) \leq \varepsilon_{\max}^2$ , we have

$$\begin{aligned} \mathbb{P}(\sum_{x,m} |\hat{g}_m(a, x) - g_m(a, x)|^2 \leq \varepsilon_{\max}^2) &\geq \prod_{x,m} 1 - \frac{(1 - \alpha)}{K_{x,m}(\alpha\varepsilon_{x,m})^2} \\ &\geq 1 - \sum_{x,m} \frac{(1 - \alpha)}{K_{x,m}(\alpha\varepsilon_{x,m})^2} \geq 1 - \sum_{x,m} \frac{(1 - \alpha^*)}{K_{x,m}(\alpha^*\varepsilon_{x,m})^2}. \end{aligned} \quad (85)$$

Since  $\frac{(1-\alpha)}{K_{x,m}(\alpha\varepsilon_{x,m})^2}$  is decreasing in  $\varepsilon_{x,m}$ , the tightest lower bound is achieved for the above inequality when  $\sum_{x,m} \varepsilon_{x,m}^2 = \varepsilon_{\max}^2$  and is the solution to the following constrained optimization problem.

$$\min_{\{\varepsilon_{x,m}, x \in \mathcal{X}, m \in \mathcal{M}\}} \sum_{x,m} \frac{(1 - \alpha^*)}{K_{x,m}(\alpha^*\varepsilon_{x,m})^2} \text{ s.t. } X \sum_{x,m} \varepsilon_{x,m}^2 = \varepsilon_{\max}^2. \quad (86)$$

Moreover, since the objective function in (86) is convex in  $\varepsilon_{x,m}^2$  and constraint is affine in  $\varepsilon_{x,m}^2$ , the method of Lagrange multipliers (Boyd and Vandenberghe, 2004) yields necessary and sufficient conditions for an optimal solution to the above optimization problem if the solution obtained is positive for all  $x \in \mathcal{X}, m \in \mathcal{M}$  (This argument is identical to a related discussion in Appendix C). The optimal value of  $\varepsilon_{x,m}^2 = \frac{\varepsilon_{\max}^2 K_{x,m}^{-1/2}}{X \sum_{x,m} K_{x,m}^{-1/2}} > 0$  and thus minimizes the objective function in (86). Plugging this value in (85) and setting  $\varepsilon_{\max}^2 = \epsilon$  results in (83) and completes the proof for Lemma 1.

To obtain the error bounds (61), (61), note that setting  $\varepsilon = \varepsilon_1(\hat{\mathcal{D}}_M(\mathcal{K}))$  in (83) upper bounds  $1 - \bar{\alpha}_{\text{Search}}$  (see Sec. 5.2 for a detailed explanation). Similarly, setting  $\varepsilon = \varepsilon_2(\hat{\mathcal{D}}_M(\mathcal{K}))$  in (83) upper bounds  $1 - \bar{\beta}_{\text{Search}}$  which completes the proof.

## References

- P. Abbeel and A. Y. Ng. Apprenticeship learning via inverse reinforcement learning. In *Proceedings of the twenty-first international conference on Machine learning*, page 1, 2004.
- S. N. Afriat. The construction of utility functions from expenditure data. *International economic review*, 8(1):67–77, 1967.
- M. A. Ahmad, C. Eckert, and A. Teredesai. Interpretable machine learning in healthcare. In *Proceedings of the 2018 ACM international conference on bioinformatics, computational biology, and health informatics*, pages 559–560, 2018.
- I. Arasaratnam, S. Haykin, T. Kirubarajan, and F. A. Dilkes. Tracking the mode of operation of multi-function radars. In *2006 IEEE Conference on Radar*, pages 6–pp. IEEE, 2006.
- M. Arik and O. B. Akan. Enabling cognition on electronic countermeasure systems against next-generation radars. In *MILCOM 2015-2015 IEEE Military Communications Conference*, pages 1103–1108. IEEE, 2015.
- J.-Y. Audibert and S. Bubeck. Best arm identification in multi-armed bandits. 2010.
- H. Bai, S. Cai, N. Ye, D. Hsu, and W. S. Lee. Intention-aware online pomdp planning for autonomous driving in a crowd. In *2015 IEEE international conference on robotics and automation (icra)*, pages 454–460. IEEE, 2015.
- D. Blackwell. Equivalent comparisons of experiments. *The annals of mathematical statistics*, pages 265–272, 1953.
- F. Bourgault, T. Furukawa, and H. F. Durrant-Whyte. Optimal search for a lost target in a bayesian world. In *Field and service robotics*, pages 209–222. Springer, 2003.
- S. P. Boyd and L. Vandenberghe. *Convex optimization*. Cambridge university press, 2004.
- D. Brown, W. Goo, P. Nagarajan, and S. Niekum. Extrapolating beyond suboptimal demonstrations via inverse reinforcement learning from observations. In *International conference on machine learning*, pages 783–792. PMLR, 2019.
- A. Caplin and M. Dean. Revealed preference, rational inattention, and costly information acquisition. *The American Economic Review*, 105(7):2183–2203, 2015.

- A. Caplin and D. Martin. A testable theory of imperfect perception. *The Economic Journal*, 125 (582):184–202, 2015.
- C. P. Chamley. *Rational herds: Economic models of social learning*. Cambridge University Press, 2004.
- L. Chan, D. Hadfield-Menell, S. Srinivasa, and A. Dragan. The assistive multi-armed bandit. In *2019 14th ACM/IEEE International Conference on Human-Robot Interaction (HRI)*, pages 354–363. IEEE, 2019.
- J. Choi and K. Kim. Inverse reinforcement learning in partially observable environments. *Journal of Machine Learning Research*, 12:691–730, 2011.
- J. Choi and K.-E. Kim. Inverse reinforcement learning in partially observable environments. In *Twenty-First International Joint Conference on Artificial Intelligence*, 2009.
- A. Dvoretzky, J. Kiefer, and J. Wolfowitz. Asymptotic minimax character of the sample distribution function and of the classical multinomial estimator. *The Annals of Mathematical Statistics*, pages 642–669, 1956.
- K. P. Exarchos, T. P. Exarchos, C. V. Bourantas, M. I. Papafaklis, K. K. Naka, L. K. Michalis, O. Parodi, and D. I. Fotiadis. Prediction of coronary atherosclerosis progression using dynamic bayesian networks. In *2013 35th Annual International Conference of the IEEE Engineering in Medicine and Biology Society (EMBC)*, pages 3889–3892. IEEE, 2013.
- C. Finn, S. Levine, and P. Abbeel. Guided cost learning: Deep inverse optimal control via policy optimization. In *International conference on machine learning*, pages 49–58, 2016.
- J. Fu, K. Luo, and S. Levine. Learning robust rewards with adversarial inverse reinforcement learning. *arXiv preprint arXiv:1710.11248*, 2017.
- J. C. Gittins. *Multi-armed Bandit Allocation Indices*. Wiley, 1989.
- N. A. Goodman, P. R. Venkata, and M. A. Neifeld. Adaptive waveform design and sequential hypothesis testing for target recognition with active sensors. *IEEE Journal of Selected Topics in Signal Processing*, 1(1):105–113, 2007.
- W. Hoeffding. Probability inequalities for sums of bounded random variables. In *The Collected Works of Wassily Hoeffding*, pages 409–426. Springer, 1994.
- W. Hoiles, V. Krishnamurthy, and K. Pattanayak. Rationally Inattentive Inverse Reinforcement Learning Explains YouTube commenting behavior. *The Journal of Machine Learning Research*, 21(170):1–39, 2020.
- J. Jack Lee and C. T. Chu. Bayesian clinical trials in action. *Statistics in medicine*, 31(25):2955–2972, 2012.
- T. C. Koopmans and M. Beckmann. Assignment problems and the location of economic activities. *Econometrica: journal of the Econometric Society*, pages 53–76, 1957.

- M. R. Kosorok. *Introduction to empirical processes and semiparametric inference*. Springer Science & Business Media, 2007.
- I. Krajbich, C. Armel, and A. Rangel. Visual fixations and the computation and comparison of value in simple choice. *Nature neuroscience*, 13(10):1292–1298, 2010.
- H. Kretzschmar, M. Spies, C. Sprunk, and W. Burgard. Socially compliant mobile robot navigation via inverse reinforcement learning. *The International Journal of Robotics Research*, 35(11):1289–1307, 2016.
- V. Krishnamurthy. *Partially observed Markov decision processes*. Cambridge University Press, 2016.
- V. Krishnamurthy. Adversarial radar inference. from inverse tracking to inverse reinforcement learning of cognitive radar. *arXiv preprint arXiv:2002.10910*, 2020.
- V. Krishnamurthy, D. Angley, R. Evans, and B. Moran. Identifying cognitive radars-inverse reinforcement learning using revealed preferences. *IEEE Transactions on Signal Processing*, 68:4529–4542, 2020.
- M. Kwon, S. Daptardar, P. Schrater, and X. Pitkow. Inverse rational control with partially observable continuous nonlinear dynamics. *arXiv preprint arXiv:2009.12576*, 2020.
- S. Levine and V. Koltun. Continuous inverse optimal control with locally optimal examples. *arXiv preprint arXiv:1206.4617*, 2012.
- M. Lopes, F. Melo, and L. Montesano. Active learning for reward estimation in inverse reinforcement learning. In *Joint European Conference on Machine Learning and Knowledge Discovery in Databases*, pages 31–46. Springer, 2009.
- W. S. Lovejoy. On the convexity of policy regions in partially observed systems. *Operations Research*, 35(4):619–621, 1987.
- T. Makino and J. Takeuchi. Apprenticeship learning for model parameters of partially observable environments. *arXiv preprint arXiv:1206.6484*, 2012.
- D. Martin. Bayesian revealed preferences. *Available at SSRN 2393035*, 2014.
- A. Mas-Colell. On revealed preference analysis. *The Review of Economic Studies*, 45(1):121–131, 1978.
- A. Y. Ng, S. J. Russell, et al. Algorithms for inverse reinforcement learning. In *Icml*, volume 1, page 2, 2000.
- M. Nishio, M. Nishizawa, O. Sugiyama, R. Kojima, M. Yakami, T. Kuroda, and K. Togashi. Computer-aided diagnosis of lung nodule using gradient tree boosting and bayesian optimization. *PloS one*, 13(4):e0195875, 2018.
- R. Noothigattu, T. Yan, and A. D. Procaccia. Inverse reinforcement learning from like-minded teachers. *Manuscript*, 2020.

- A. Oniško and M. J. Druzdzel. Impact of precision of bayesian network parameters on accuracy of medical diagnostic systems. *Artificial intelligence in medicine*, 57(3):197–206, 2013.
- C. H. Papadimitriou and J. N. Tsitsiklis. The complexity of markov decision processes. *Mathematics of operations research*, 12(3):441–450, 1987.
- O. Pele and M. Werman. Robust real-time pattern matching using bayesian sequential hypothesis testing. *IEEE transactions on pattern analysis and machine intelligence*, 30(8):1427–1443, 2008.
- H. Poor. *An Introduction to Signal Detection and Estimation*. Springer-Verlag, New York, 2 edition, 1993.
- D. Ramachandran and E. Amir. In *IJCAI*, volume 7, pages 2856–2591, 2007.
- R. Ratcliff and P. L. Smith. A comparison of sequential sampling models for two-choice reaction time. *Psychological review*, 111(2):333, 2004.
- N. D. Ratliff, J. A. Bagnell, and M. A. Zinkevich. Maximum margin planning. In *Proceedings of the 23rd international conference on Machine learning*, pages 729–736, 2006.
- P. J. Reny. A characterization of rationalizable consumer behavior. *Econometrica*, 83(1):175–192, 2015.
- S. M. Ross. *Introduction to stochastic dynamic programming*. Academic press, 2014.
- J. Rust. Structural estimation of markov decision processes. *Handbook of econometrics*, 4:3081–3143, 1994.
- P. A. Samuelson. A note on the pure theory of consumer’s behaviour. *Economica*, 5(17):61–71, 1938.
- S. Sharifzadeh, I. Chiotellis, R. Triebel, and D. Cremers. Learning to drive using inverse reinforcement learning and deep q-networks. *arXiv preprint arXiv:1612.03653*, 2016.
- H. Song, M. Xiao, J. Xiao, Y. Liang, and Z. Yang. A pomdp approach for scheduling the usage of airborne electronic countermeasures in air operations. *Aerospace Science and Technology*, 48: 86–93, 2016.
- M. T. Spaan and N. Spaan. A point-based pomdp algorithm for robot planning. In *IEEE International Conference on Robotics and Automation, 2004. Proceedings. ICRA’04. 2004*, volume 3, pages 2399–2404. IEEE, 2004.
- N. V. Thakor, A. Natarajan, and G. F. Tomaselli. Multiway sequential hypothesis testing for tachyarrhythmia discrimination. *IEEE Transactions on Biomedical Engineering*, 41(5):480–487, 1994.
- A. Van Der Vaart and J. A. Wellner. Preservation theorems for glivenko-cantelli and uniform glivenko-cantelli classes. In *High dimensional probability II*, pages 115–133. Springer, 2000.
- H. R. Varian. The nonparametric approach to demand analysis. *Econometrica: Journal of the Econometric Society*, pages 945–973, 1982.



- H. R. Varian. Revealed preference and its applications. *The Economic Journal*, 122(560):332–338, 2012.
- E.-M. Wong, F. Bourgault, and T. Furukawa. Multi-vehicle bayesian search for multiple lost targets. In *Proceedings of the 2005 ieee international conference on robotics and automation*, pages 3169–3174. IEEE, 2005.
- M. Woodford. Inattentive valuation and reference-dependent choice. *Unpublished Manuscript, Columbia University*, 2012.
- M. Wulfmeier, P. Ondruska, and I. Posner. Maximum entropy deep inverse reinforcement learning. *arXiv preprint arXiv:1507.04888*, 2015.
- B. D. Ziebart, A. L. Maas, J. A. Bagnell, and A. K. Dey. Maximum entropy Inverse Reinforcement Learning. In *Aaai*, volume 8, pages 1433–1438. Chicago, IL, USA, 2008.