
Guided Exploration with Proximal Policy Optimization using a Single Demonstration

Gabriele Libardi

Computational Science Laboratory,
Universitat Pompeu Fabra,
C Dr Aiguader 88, 08003 Barcelona
gabriele.libardi@upf.edu

Gianni De Fabritiis

Computational Science Laboratory,
Universitat Pompeu Fabra,
C Dr Aiguader 88, 08003 Barcelona and
ICREA, Pg. Lluís Companys 23, 08010 Barcelona
gianni.defabritiis@upf.edu

Abstract

Solving sparse reward tasks through exploration is one of the major challenges in deep reinforcement learning, especially in three-dimensional, partially-observable environments. Critically, the algorithm proposed in this article uses a single human demonstration to solve hard-exploration problems. We train an agent on a combination of demonstrations and own experience to solve problems with variable initial conditions. We adapt this idea and integrate it with the proximal policy optimization (PPO). The agent is able to increase its performance and to tackle harder problems by replaying its own past trajectories prioritizing them based on the obtained reward and the maximum value of the trajectory. We compare different variations of this algorithm to behavioral cloning on a set of hard-exploration tasks in the Animal-AI Olympics environment. To the best of our knowledge, learning a task in a three-dimensional environment with comparable difficulty has never been considered before using only one human demonstration.

1 Introduction

Exploration is one of the most challenging problems in reinforcement learning. Although significant progress has been made in solving this problem in recent years [1, 2, 3, 4, 5], many of the solutions rely on very strong assumptions such as access to the agent position and deterministic, fully observable or low dimensional environments. For three-dimensional, partially observable stochastic environments with no access to the agent position the exploration problem still remains unsolved.

Learning from demonstrations allows to directly bypass this problem but it only works under specific conditions, e.g. large number of demonstration trajectories or access to an expert to query for optimal actions [6]. Furthermore, a policy learned from demonstrations in this way will only be optimal in the vicinity of the demonstrator trajectories and only for the initial conditions of such trajectories.

Our work is at the intersection of these two classes of solutions, exploration and imitation, in that we use only one trajectory from the demonstrator per problem to solve hard-exploration tasks.

This approach has been explored before by [7] (for a thorough comparison see Section 5.2). We propose the first implementation based on on-policy algorithms, in particular PPO. Henceforth we refer to the version of the algorithm we put forward as PPO + Demonstrations (PPO+D). Our contributions can be summarized as follows:

1. In our approach we treat the demonstrations trajectories as if they were actions taken by the agent in the real environment. We can do this because in PPO the policy only specifies a distribution over the action space. We force the actions of the policy to equal the

demonstration actions instead of sampling from the policy distribution and in this way we accelerate the exploration phase. We use importance sampling to account for sampling from a distribution different than the policy. The frequency with which the demonstrations are sampled depends on an adjustable hyperparameter ρ , as described in [7].

2. Our algorithm includes the successful trajectories in the replay buffer during training and treats them as demonstrations.
3. The non-successful trajectories are ranked according to their maximum estimated value and are stored in a different replay buffer.
4. We mitigate the effect of catastrophic forgetting by using the maximum reward and the maximum estimated value of the trajectories to prioritize experience replay.

PPO+D is only in part on-policy as a fraction of its experience comes from a replay buffer and therefore was collected by an older version of the policy. The importance sampling is limited to the action loss in PPO and does not adjust the target value in the value loss as in [8].

We found that this new algorithm is capable of solving problems that are not solvable using normal PPO nor behavioral cloning. PPO+D is very easy to implement by only slightly modifying the PPO algorithm. Crucially, the learned policy is significantly different and more efficient than the demonstration used in the training.

To test this new algorithm we created a benchmark of hard-exploration problems of varying levels of difficulty using the Animal-AI Olympics challenge environment [9, 10]. All the tasks considered have random initial position and the PPO policy uses entropy regularization so that memorizing the sequence of actions of the demonstration will not suffice to complete any of the tasks.

2 Related work

Different attempts have been made to use demonstrations efficiently in hard-exploration problems. In [11] the agent is able to learn a robust policy only using one demonstration. The demonstration is replayed for n steps after which the agent is left to learn on its own. By incrementally decreasing the number of steps n , the agent learns a policy that is robust to randomness (introduced in this case by using sticky actions or no-ops [12], since the game is fundamentally a deterministic one). However, this approach only works in a fully deterministic environment since replaying the actions has the role of resetting the environment to a particular configuration. This method of resetting is obviously not feasible in a stochastic environment.

GO-EXPLORE [5] is another algorithm that largely exploits the determinism of the environment by resetting to previously reached states. It works by maximizing the diversity of the states reached. It is able to identify such diversity among states by down-sampling the observations, and by considering as different states only those observations that have a different down-sampled image. This works remarkably well in two dimensional environments, but is unlikely to work on three-dimensional, stochastic environments.

Self-supervised prediction approaches, such as [4, 3, 13, 1] have been used successfully in stochastic environments, although they are less effective in three-dimensional environments. Another class of algorithms designed to solve exploration problems are count-based methods [14, 15, 16]. These algorithms keep track of the states where the agent has been before (if we are dealing with a prohibitive number of states, the dimensions along which the agent moves can be discretized), and give the agent an incentive (in the form of a bonus reward) for visiting new states. This approach assumes we have a reliable way to track the position of the agent.

An empirical comparison between these two classes of exploration algorithms was made in [17], where agents compete against each other leveraging the use of tools that they learn to manipulate. They found the count-based approach works better when applied not only to the agent position, but also to relevant entities in the environment (such as the positions of objects). When only given access to the agent position, the RND algorithm [3] was found to lead to a higher performance.

Some other works focus on leveraging the use of expert demonstrations while still maximizing the reward. These methods allow the agent to outperform the expert demonstration in many problems. [18] combines temporal difference updates in the Deep Q-Network (DQN) algorithm with supervised

classification of the demonstrator’s actions. [19] proposes to effectively leverage available demonstrations to guide exploration through enforcing occupancy measure matching between the learned policy and current demonstrations.

Generative adversarial imitation learning (GAIL) [20] has never been successfully applied to complex partially observable environments that require memory [7]. Behavioral Cloning (BC) is the most basic imitation learning technique, it is equivalent to supervised classification of the demonstrator’s actions [21]. Both GAIL and BC have been used in the Obstacle Tower Challenge [22], but are alone insufficient for solving hard-exploration problems [23].

Perhaps the article that has the most similarity with this work is [24]. The authors present an off-policy algorithm that learns to reproduce the agent’s past good decisions. Their work focuses mainly on advantage actor-critic, but the idea was tested also with PPO. Instead, PPO+D utilizes importance sampling, leverages expert (human) demonstrations, uses prioritized experience replay based on the maximum value of each trajectory to overcome catastrophic forgetting and the ratio of demonstrations replayed during training can be explicitly controlled.

3 Demonstration guided exploration with PPO+D

Our approach attempts to exploit the idea of combining demonstrations with the agent’s own experience in an on-policy algorithm such as PPO. This approach is particularly effective for hard-exploration problems. One can view the replay of demonstrations as a possible trajectory of the agent in the current environment. This means that the only point we are interfering with the classical PPO is when sampling, which is substituted by simply replaying the demonstrations. A crucial difference between PPO+D and R2D3 [7] is that we do consider sequences that contain entire episodes in them, and therefore using recurrency is much more straightforward. From the perspective of the agent it is as if it is always lucky when sampling the actions, and in doing so it is skipping the exploration phase.

The importance sampling formula provides the average rewards over policy $\pi_{\theta'}$ given trajectories generated from a different policy $\pi_{\theta}(a|s)$:

$$\mathbb{E}_{\pi_{\theta'}}[r_t] = \mathbb{E}_{\pi_{\theta}} \left[\frac{\pi_{\theta'}(a_t|s_t)}{\pi_{\theta}(a_t|s_t)} r_t \right], \quad (1)$$

where $r_t = R(r|a_t, s_t)$ is the environment reward given state s and action a at time t . $\mathbb{E}_{\pi_{\theta}}$ indicates that the average is over trajectories drawn from the parameterized policy π_{θ} . The importance sampling term $\frac{\pi_{\theta'}(a_t|s_t)}{\pi_{\theta}(a_t|s_t)}$ accounts for the correction in the change of the distribution over actions in the policy $\pi_{\theta'}(a_t|s_t)$. By maximizing $\mathbb{E}_{\pi_{\theta}} \left[\frac{\pi_{\theta'}(a_t|s_t)}{\pi_{\theta}(a_t|s_t)} r_t \right]$ over the parameters θ' a new policy is obtained that is on average better than the old one. The PPO loss function is then defined as

$$L_t^{CLIP+VF+S}(\theta) = \mathbb{E}_t \left[L_t^{CLIP}(\theta) + c_1 L_t^{VF}(\theta) + c_2 S^{\pi_{\theta}}(s_t, a_t) \right], \quad (2)$$

where

$$L_t^{CLIP}(s, a, \theta', \theta) = \min \left(\frac{\pi_{\theta'}(a_t|s_t)}{\pi_{\theta}(a_t|s_t)} A^{\pi_{\theta}}(s_t, a_t), \quad g(\epsilon, A^{\pi_{\theta}}(s_t, a_t)) \right) \quad (3)$$

and c_1 and c_2 are coefficients, L_t^{VF} is the squared-error loss $(V_{\theta}(s_t) - V_t^{tag})^2$, $A^{\pi_{\theta}}$ is an estimate of the advantage function and S is the entropy of the policy distribution. The entropy term is designed to help keep the search alive by preventing convergence to a single choice of output, especially when several choices all lead to roughly the same reward [25].

Let \mathcal{D} be the set of trajectories $\tau = (s_0, a_0, s_1, a_1, \dots)$ for which we have a demonstration, then $\pi_{\mathcal{D}}(a_t|s_t) = 1$ for (a_t, s_t) in \mathcal{D} and 0 otherwise. This is a policy that only maps observations coming from the demonstration buffer to a distribution over actions. Such distribution assigns probability one to the action taken in the demonstration and zero to all the remaining actions. The algorithm decides where to sample trajectories from each time an episode is completed (for running out of time or for completing the task). We define \mathcal{D} to be the set of all trajectories that can get replayed at any given time $\mathcal{D} = \mathcal{D}_V \cup \mathcal{D}_R$, where \mathcal{D}_V are the trajectories collected prioritizing the value estimate, and \mathcal{D}_R contains the the initial human demonstration and successful trajectories the agent collects. The agent samples from the trajectories in \mathcal{D}_R with probability ρ , \mathcal{D}_V with probability ϕ and from the real environment Env with probability $1 - \rho - \phi$ subject to $\rho + \phi \leq 1$.

The behavior of the policy can be defined as follows: $\pi_{\theta}^{\phi, \rho} = \begin{cases} \pi_{\mathcal{D}_R}, & \text{if sampled from } \mathcal{D}_R \\ \pi_{\mathcal{D}_V}, & \text{if sampled from } \mathcal{D}_V \\ \pi_{\theta}, & \text{if sampled from Env} \end{cases}$

In PPO+D we substitute the current policy π_{θ} with the policy $\pi_{\theta}^{\phi, \rho}$, since this is the policy used to collect the demonstration trajectories. The clipping term is then changed to correct for it,

$$L_t^{CLIP-PPO+D}(s, a, \theta', \theta) = \min \left(\frac{\pi_{\theta'}(a_t|s_t)}{\pi_{\theta}^{\phi, \rho}(a_t|s_t)} A^{\pi_{\theta}^{\phi, \rho}}(s_t, a_t), \quad g(\epsilon, A^{\pi_{\theta}^{\phi, \rho}}(s_t, a_t)) \right). \quad (4)$$

Algorithm 1 PPO+D

```

1: Initialize parameters  $\theta$ 
2: Initialize replay buffer  $\mathcal{D}_V \leftarrow \{\}$ 
3: Initialize replay buffer  $\mathcal{D}_R \leftarrow \{\tau_{\mathcal{D}}\}$ 
4: Initialize rollout storage  $\mathcal{E} \leftarrow \{\}$ 
5: for every update do
6:   for actors  $1, 2, \dots, N$  do
7:     Sample  $\tau$  from  $\{\mathcal{D}_V, \mathcal{D}_R, \text{Env}\}$ 
8:     if  $\tau \in \mathcal{D}_R$  then
9:       With probability  $\rho$  sample batch of demonstrations
10:      for steps  $1, 2, \dots, T$  do
11:        Replay a transition from buffer  $s_t, a_t, r_t, s_{t+1} \sim \pi_{\mathcal{D}_R}(a_t|s_t)$ 
12:        Store transition  $\mathcal{E} \leftarrow \mathcal{E} \cup \{(s_t, a_t, r_t)\}$ 
13:      end for
14:    else if  $\tau \in \mathcal{D}_V$  then
15:      With probability  $\phi$  sample batch of demonstrations
16:      for steps  $1, 2, \dots, T$  do
17:        Replay a transition from buffer  $s_t, a_t, r_t, s_{t+1} \sim \pi_{\mathcal{D}_V}(a_t|s_t)$ 
18:        Store transition  $\mathcal{E} \leftarrow \mathcal{E} \cup \{(s_t, a_t, r_t)\}$ 
19:      end for
20:    else if  $\tau \in \text{Env}$  then
21:      With probability  $1 - \rho - \phi$  collect set of trajectories by running policy  $\pi_{\theta}$  :
22:      for steps  $1, 2, \dots, T$  do
23:        Execute an action in the environment  $s_t, a_t, r_t, s_{t+1} \sim \pi_{\theta}(a_t|s_t)$ 
24:        Store transition  $\mathcal{E} \leftarrow \mathcal{E} \cup \{(s_t, a_t, r_t)\}$ 
25:      end for
26:    end if
27:    Compute advantages estimates  $\hat{A}_1, \hat{A}_2, \dots, \hat{A}_T$ 
28:  end for
29:  Optimize  $L^{PPO}$  wrt  $\theta$ , with  $K$  epochs and minibatches size  $M \leq NT$ 
30:   $\theta \leftarrow \theta - \eta \nabla_{\theta} L^{PPO}$ 
31:  Empty rollout storage  $\mathcal{E} \leftarrow \{\}$ 
32: end for

```

3.1 Self-imitation and prioritized experience replay

We hold the total size of the buffers $|\mathcal{D}|$ constant throughout the training. At the beginning of the training we only provide the agent with one demonstration trajectory, so $|\mathcal{D}_R| = 1$ and $|\mathcal{D}_V| = |\mathcal{D}| - 1$ as $|\mathcal{D}| = |\mathcal{D}_V| + |\mathcal{D}_R|$. \mathcal{D}_V is only needed at the beginning to collect the first successful trajectories. As $|\mathcal{D}_R|$ increases and we have more variety of trajectories in \mathcal{D}_R , we decrease the probability ϕ of replaying trajectories from \mathcal{D}_V . After $|\mathcal{D}_R|$ is large enough, replaying the trajectories from \mathcal{D}_V is more of an hindrance. The main reason for treating these two buffers separately is to slowly anneal from one to the other avoiding the hindrance in the second phase.

$|\mathcal{D}_V|$ and $|\mathcal{D}_R|$ are the quantities that are annealed according to the following formulas each time a new successful trajectory is found and is added to \mathcal{D}_R :

$$\rho = \rho + \frac{\phi_0}{|\mathcal{D}_V|_0}; \quad \phi = \phi - \frac{\phi_0}{|\mathcal{D}_V|_0}; \quad |\mathcal{D}_V| = |\mathcal{D}_V| - 1; \quad |\mathcal{D}_R| = |\mathcal{D}_R| + 1$$

where $|\mathcal{D}_R|_0$ and $|\mathcal{D}_V|_0$ are the maximum size respectively for \mathcal{D}_R and \mathcal{D}_V and ϕ_0 is the value of ϕ at the beginning of the training.

We define the probability of sampling trajectory τ_i as $P(i) = \frac{p_i^\alpha}{\sum_k p_k^\alpha}$, where $p_i = \max_t V_\theta(s_t)$, and α is a hyperparameter. We shift the value of p_i for all the trajectories in \mathcal{D}_V so as to guarantee $p_i \geq 0$. We only keep up to $|\mathcal{D}_V|$ unsuccessful trajectories at any given time. Values are only updated for the replayed transitions. Successful trajectories are similarly sampled from \mathcal{D}_R with a uniform distribution (a better strategy could be to sample according to their length), and the buffer is updated following a FIFO strategy.

We introduced the value-based experience replay because we get to a level of complexity in some tasks that we could not solve by using self-imitation solely based on the reward. These are the tasks that the agent has trouble solving even once because the sequence of actions is too long or complicated. We prefer the value estimate as a selection criteria rather than the more commonly used TD-error as we speculate it is more effective at retaining promising trajectories over long periods of time. We think that this plays a role in countering the effects of catastrophic forgetting, thus allowing the agent to combine separately learned sub-behaviors in a successful policy. We illustrate this with some example trajectories of the agent shown in supplementary information Figure S1. The value estimate is noisy and as a consequence of that, trajectories that have a low maximum value estimate on first visits may not be replayed for a long time or never as pointed out in [26]. However, for our strategy to work it is enough for some of the promising trajectories to be collected and replayed by this mechanism.

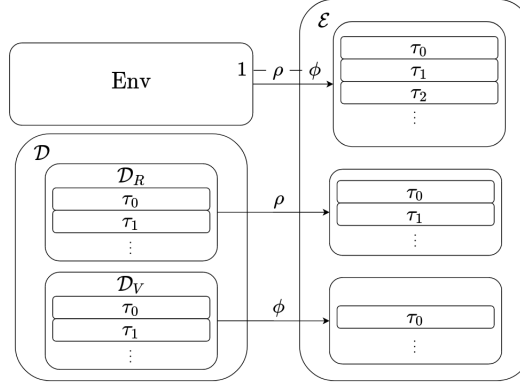


Figure 1: **Learner diagram.** The PPO+D learner samples batches that are a mixture of demonstrations and the experiences the agent collects by interacting with the environment. These may be trajectories played by a human, agent-generated trajectories that yielded the maximum reward, or trajectories with a high maximum value. The ratios ϕ and ρ determine the composition of the batch.

4 Experiments

4.1 The Animal-AI Olympics challenge environment

The recent successes of deep reinforcement learning (DRL) [27, 28, 29, 30, 31] have shown the potential of this field, but at the same time have revealed the inadequacies of using games (such as the ATARI games [32]) as a benchmark for intelligence. These inadequacies have motivated the design of more complex environments that will provide a better measure of intelligence.

The Obstacle Tower Environment [22], the Animal AI Olympics [10], the Hard-Eight Task Suite [7] and the DeepMind Lab [33] all exhibit sparse rewards, partial observability and highly variable initial conditions. It should also be noted that Unity ML-Agents [34] provides for a way for one to create its own reinforcement learning environment using the Unity game engine.

For all the tests we use the Animal-AI Olympics challenge environment. The aim of the Animal-AI Olympics is to translate animal cognition into a benchmark of cognitive AI [10]. The environment contains an agent enclosed in a fixed size arena. Objects can spawn in this arena, including positive and negative rewards (green, yellow and red spheres) that the agent must obtain or avoid. This environment has basic physics rules and a set of objects such as food, walls, negative-reward zones, pushable blocks and more. The playground can be configured by the participants and they can spawn any combination of objects in preset or random positions. We take advantage of the great flexibility allowed by this environment to design hard-exploration problems for our experiments.

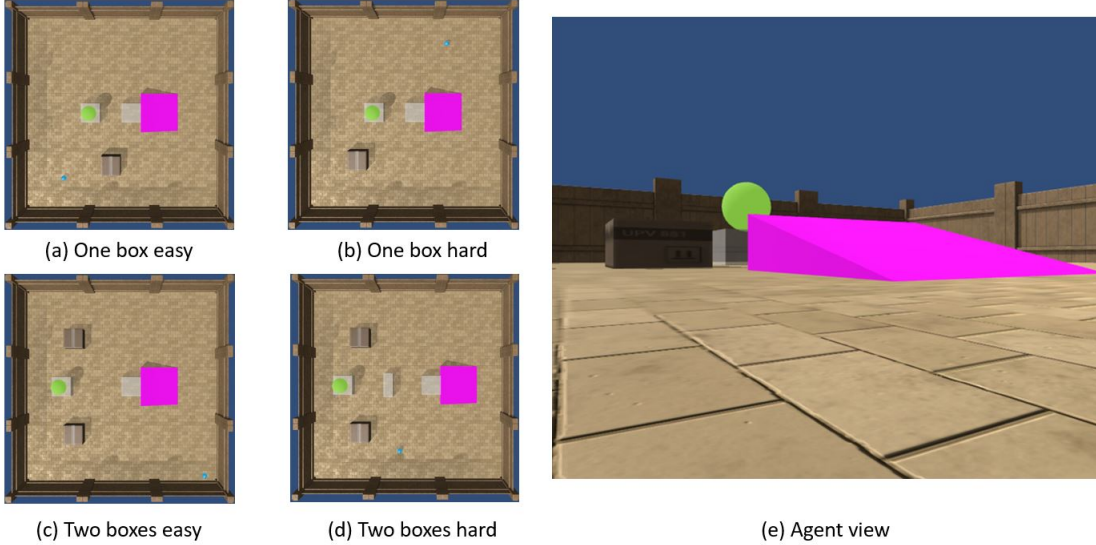


Figure 2: **Tasks.** In each of the tasks there is only one source of reward and the position of some of the objects is random, so each episode is different. The agent has no access to the aerial view, instead it partially observes the world through a first person view of the environment. All of the tasks are either inspired or adapted from the test set in the Animal-AI Olympics competition.

4.2 Experimental setting

We designed our experiments in order to answer the following questions: Can the agent learn a policy in a non-deterministic hard-exploration environment only with one human demonstration? Is the agent able to use the human demonstration to learn to solve a problem with different initial conditions (agent and boxes initial positions) than the demonstration trajectory? How does the hyperparameter ϕ influence the performance during training? The four tasks we used to evaluate the agent are described as follows:

- **One box easy**
The agent has to move a single box, always spawned at the same position, in order to bridge a gap and be able to access the reward once it climbs up the ramp (visible in pink). The agent can be spawned in the range $(X : 0.5 - 39.5, Y : 0.5 - 39.5)$ if an object is not already present at the same location (Fig. 2a).
- **One box hard**
The agent has to move a single box in order to bridge a gap and be able to access the reward, this time two boxes are spawned at any of four positions $A : (X : 10, Y : 10)$, $B : (X : 10, Y : 30)$, $C : (X : 30, Y : 10)$, $D : (X : 30, Y : 30)$. The agent can be spawned in the range $(X : 0.5 - 39.5, Y : 0.5 - 39.5)$ if an object is not already present at the same location (Fig. 2b).
- **Two boxes easy**
The agent has to move two boxes in order to bridge a larger gap and be able to access the reward, this time two boxes are spawned at any of four positions $A : (X : 10, Y : 10)$, $B : (X : 10, Y : 30)$, $C : (X : 30, Y : 10)$, $D : (X : 30, Y : 30)$. The agent can be spawned in

the range ($X : 15.0 - 20.0, Y : 0.5 - 15.0$) if an object is not already present at the same location (Fig. 2c).

- **Two boxes hard**

The agent has to move two boxes in order to bridge a larger gap and be able to access the reward. Two boxes are spawned at two fixed positions $A : (X : 10, Y : 10), B : (X : 10, Y : 30)$. A wall acts as a barrier in the middle of the gap, to prevent the agent from "surfing" a single box. The agent can be spawned in the range ($X : 15.0 - 20.0, Y : 5.0 - 10.0$) if an object is not already present at the same location (Fig. 2d).

5 Results

5.1 Comparison with baselines and generalization

In Figure 3 we compare PPO+D with parameters $\rho = 0.1, \phi = 0.3$ to the behavioral cloning baselines. For behavioral cloning we trained for 3000 learner steps (updates of the policy) with learning rate 10^{-5} . It is clear that PPO+D is able to outperform the baseline in all four problems. The performance of PPO+D varies considerably from task to task. This reflects the considerable difference in the range of the initial conditions for different tasks. In the tasks "One box easy" and "Two boxes hard" only the position of the agent sets different instances of the task apart. The initial positions of the boxes only play a role in the tasks "One box hard" and "Two boxes easy". Under closer inspection we could verify that in these two tasks the policy fails to generalize to configurations of boxes that are not seen in the demonstration, but does generalize well in all tasks for very different agent starting positions and orientations. During training we realized that the policy "cheated" in the task "Two boxes easy" as it managed to "surf" one of the boxes, in this way avoiding to move the remaining box (a similar behavior was reported in [17]). Although this is of itself remarkable, we were interested in testing the agent for a more complex behavior, which it avoids by inventing the "surfing" behavior. To make sure it is capable of such more complex behavior we introduced "Two boxes hard". We decided to reduce the range of the initial conditions in this last task, as we already verified that the agent can learn from such variable conditions in tasks "One box hard" and "Two boxes easy". This last experiment only tests the agent for a more complex behaviour. In the tasks "One box hard" and "Two boxes easy" the agent could achieve higher performance given more training.

5.2 The role of ϕ and \mathcal{D}_V the value-buffer

In Figure 4 we mainly compare PPO+D with $\rho = 0.1, \phi = 0.3$ to $\rho = 0.5, \phi = 0.0$. Crucially, the second parameter configuration does not use the buffer \mathcal{D}_V . It is evident in the task "Two boxes easy" that \mathcal{D}_V is essential for solving harder exploration problems. In the "One box easy" task we can see that occasionally on easier tasks not having \mathcal{D}_V can result in faster learning. However, this comes with a greater variance in the training performance of the agent, as sometimes it completely fails to learn.

In Figure 4 we also run vanilla PPO ($\rho = 0.0, \phi = 0.0$) on the task "One box easy" and establish its inability to solve the task even once on any seed and any initial condition. This being the easiest of all tasks, we consider unlikely the event of vanilla PPO successfully completing any of the other harder tasks.

Although we can not make a direct comparison with [7], we think it is useful to underline some of the differences between the two approaches both in the problem setting and in the performance. We attempted to recreate the same complexity of the tasks on which [7] was tested. In the article, variability is introduced in the tasks on multiple dimensions such as position and orientation of the agent, shape and color of objects, colors of floor and walls, number of objects in the environment and position of such objects. The range of the initial conditions for each of these factors was not reported. In our work we change the initial position and orientation of the agent as well as the initial positions of the boxes. As for the number of demonstrations in [7] the agent has access to a hundred demonstrations, compared to only one in our work. In the present article, the training time ranges from under 5 millions frames to 500 millions, whereas in [7] it ranges from 5 billions to 30. Although we adopted the use of the parameter ρ from [7] its value differs considerably, which we attribute to the difference between the two algorithms: one being based on PPO, the other on DQN.

For the training we used 14 parallel environments and we compute the gradients using the Adam optimizer [35] with fixed learning rate of 10^{-5} . The agent perceives the environment through a 84 by 84 RGB pixels observations in a stack of 4. At each time-step the agent is allowed to take one of nine actions. We use the network architecture proposed in [36] which includes a gated recurrent unit (GRU) [37] with a hidden layer of size 256. We ran the experiments on machines with 32 CPUs and 3 GPUs, model GeForce RTX 2080 Ti. More details about training are available in the supplementary information.

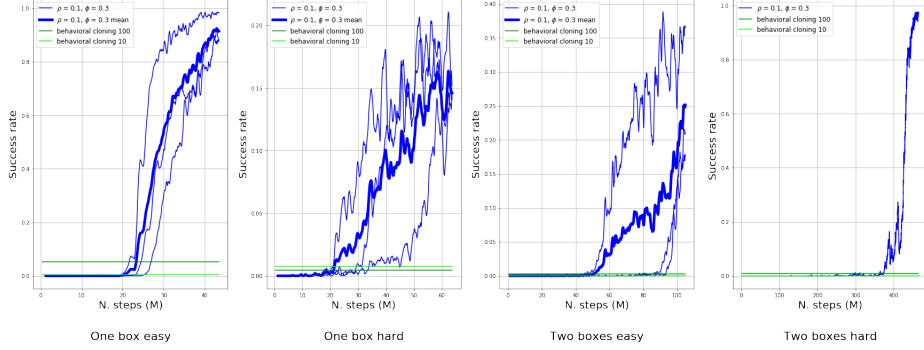


Figure 3: **Experiments.** Performance of behavioural cloning with ten and a hundred recorded human demonstrations and PPO+D with $\rho = 0.1, \phi = 0.3$ and just one demonstration. The curves represent the performance for each of the baselines across 3 different seeds and the mean. The BC agent sporadically obtains some rewards.

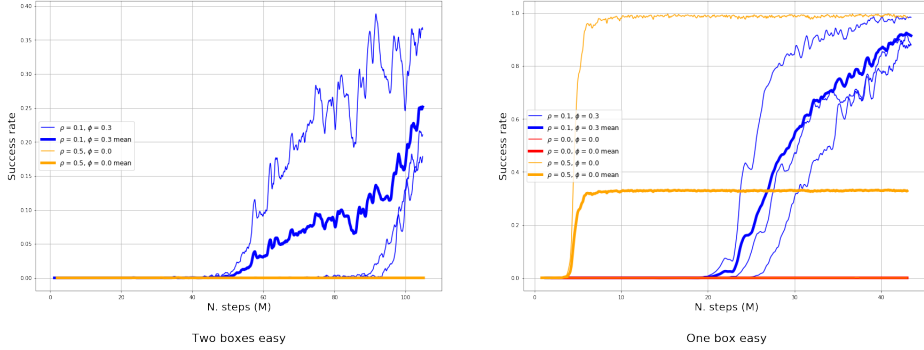


Figure 4: **Experiments.** Performance for vanilla PPO ($\rho = 0.0, \phi = 0.0$), PPO+D with $\rho = 0.5, \phi = 0.0$ and PPO+D with $\rho = 0.1, \phi = 0.3$ on the tasks "One box easy" and "Two boxes hard" using a single demonstration. Some of the curves overlap each other as they receive zero or close to zero reward. Vanilla PPO never solves the task.

For the training we performed no hyperparameter search over the replay ratios ϕ and ρ but set them to a reasonable number. We found other configurations of these parameters to be sometimes more efficient in the training, such for example setting $\rho = 0.5$ and $\phi = 0.0$ in the task "One box easy". The parameters we ran all the experiments with have been chosen because they allow to solve all of the experiments with one demonstration.

6 Conclusion

We introduce PPO+D, an algorithm that uses a single demonstration to explore more efficiently in hard-exploration problems. We further improve on the algorithm by introducing two replay buffers: one containing the agent own successful trajectories as it collects these over the training and the second collecting unsuccessful trajectories with a high maximum value estimate. In the second buffer the replay of the trajectories is prioritized according to the maximum estimated value. We show that

training with both these buffers solves, to some degree, all tasks the agent was presented with. We also show that vanilla PPO as well as PPO+D without the value-buffer fails to learn the same tasks. In the article, we justify the choice of such adjustments as measures to counter catastrophic forgetting, a problem that afflicts PPO particularly. The present algorithm suffers some limitations as currently it fails to generalize to all variations of some of the problems, yet it achieves to solve several very hard exploration problems with a single demonstration. We propose to address these limitations in future work.

7 Broader impact

The capability to initiate the reinforcement learning training of a hard-exploration task with just one demonstration is very relevant in cases where generating demonstrations is costly, e.g. robotics. We do not think that this research puts anybody at a disadvantage, that there are societal consequences for failure, nor that bias problems apply here.

References

- [1] Adrià Puigdomènech Badia et al. “Never Give Up: Learning Directed Exploration Strategies”. In: *arXiv preprint arXiv:2002.06038* (2020).
- [2] Adrià Puigdomènech Badia et al. “Agent57: Outperforming the atari human benchmark”. In: *arXiv preprint arXiv:2003.13350* (2020).
- [3] Yuri Burda et al. “Exploration by random network distillation”. In: *arXiv preprint arXiv:1810.12894* (2018).
- [4] Deepak Pathak et al. “Curiosity-driven exploration by self-supervised prediction”. In: *Proceedings of the IEEE Conference on Computer Vision and Pattern Recognition Workshops*. 2017, pp. 16–17.
- [5] Adrien Ecoffet et al. “Go-explore: a new approach for hard-exploration problems”. In: *arXiv preprint arXiv:1901.10995* (2019).
- [6] Stéphane Ross, Geoffrey Gordon, and Drew Bagnell. “A reduction of imitation learning and structured prediction to no-regret online learning”. In: *Proceedings of the fourteenth international conference on artificial intelligence and statistics*. 2011, pp. 627–635.
- [7] Tom Le Paine et al. “Making Efficient Use of Demonstrations to Solve Hard Exploration Problems”. In: *arXiv preprint arXiv:1909.01387* (2019).
- [8] Lasse Espeholt et al. “Impala: Scalable distributed deep-rl with importance weighted actor-learner architectures”. In: *arXiv preprint arXiv:1802.01561* (2018).
- [9] Benjamin Beyret et al. “The Animal-AI Environment: Training and Testing Animal-Like Artificial Cognition”. In: *arXiv preprint arXiv:1909.07483* (2019).
- [10] Matthew Crosby, Benjamin Beyret, and Marta Halina. “The Animal-AI Olympics”. In: *Nature Machine Intelligence* 1.5 (2019), p. 257.
- [11] Tim Salimans and Richard Chen. “Learning Montezuma’s Revenge from a Single Demonstration”. In: *arXiv preprint arXiv:1812.03381* (2018).
- [12] Marlos C Machado et al. “Revisiting the arcade learning environment: Evaluation protocols and open problems for general agents”. In: *Journal of Artificial Intelligence Research* 61 (2018), pp. 523–562.
- [13] Jürgen Schmidhuber. “Formal theory of creativity, fun, and intrinsic motivation (1990–2010)”. In: *IEEE Transactions on Autonomous Mental Development* 2.3 (2010), pp. 230–247.
- [14] Haoran Tang et al. “Exploration: A study of count-based exploration for deep reinforcement learning”. In: *Advances in neural information processing systems*. 2017, pp. 2753–2762.
- [15] Marc Bellemare et al. “Unifying count-based exploration and intrinsic motivation”. In: *Advances in Neural Information Processing Systems*. 2016, pp. 1471–1479.
- [16] Georg Ostrovski et al. “Count-based exploration with neural density models”. In: *Proceedings of the 34th International Conference on Machine Learning-Volume 70*. JMLR. org. 2017, pp. 2721–2730.
- [17] Bowen Baker et al. “Emergent tool use from multi-agent autocurricula”. In: *arXiv preprint arXiv:1909.07528* (2019).

- [18] Todd Hester et al. “Deep q-learning from demonstrations”. In: *Thirty-Second AAAI Conference on Artificial Intelligence*. 2018.
- [19] Bingyi Kang, Zequn Jie, and Jiashi Feng. “Policy optimization with demonstrations”. In: *International Conference on Machine Learning*. 2018, pp. 2474–2483.
- [20] Jonathan Ho and Stefano Ermon. “Generative adversarial imitation learning”. In: *Advances in neural information processing systems*. 2016, pp. 4565–4573.
- [21] Rouhollah Rahmatizadeh et al. “Vision-based multi-task manipulation for inexpensive robots using end-to-end learning from demonstration”. In: *2018 IEEE International Conference on Robotics and Automation (ICRA)*. IEEE. 2018, pp. 3758–3765.
- [22] Arthur Juliani et al. “Obstacle Tower: A Generalization Challenge in Vision, Control, and Planning”. In: *arXiv preprint arXiv:1902.01378* (2019).
- [23] Nichol Alex. *Competing in the Obstacle Tower Challenge*. Dec. 2019. URL: <https://blog.aqnichol.com/2019/07/24/competing-in-the-obstacle-tower-challenge/>.
- [24] Junhyuk Oh et al. “Self-imitation learning”. In: *arXiv preprint arXiv:1806.05635* (2018).
- [25] Ronald J Williams and Jing Peng. “Function optimization using connectionist reinforcement learning algorithms”. In: *Connection Science* 3.3 (1991), pp. 241–268.
- [26] Tom Schaul et al. “Prioritized experience replay”. In: *arXiv preprint arXiv:1511.05952* (2015).
- [27] Volodymyr Mnih et al. “Human-level control through deep reinforcement learning”. In: *Nature* 518.7540 (2015), p. 529.
- [28] David Silver et al. “Mastering the game of go without human knowledge”. In: *Nature* 550.7676 (2017), pp. 354–359.
- [29] John Schulman et al. “Proximal policy optimization algorithms”. In: *arXiv preprint arXiv:1707.06347* (2017).
- [30] Julian Schrittwieser et al. “Mastering atari, go, chess and shogi by planning with a learned model”. In: *arXiv preprint arXiv:1911.08265* (2019).
- [31] Aravind Srinivas, Michael Laskin, and Pieter Abbeel. “Curl: Contrastive unsupervised representations for reinforcement learning”. In: *arXiv preprint arXiv:2004.04136* (2020).
- [32] Marc G Bellemare et al. “The arcade learning environment: An evaluation platform for general agents”. In: *Journal of Artificial Intelligence Research* 47 (2013), pp. 253–279.
- [33] Charles Beattie et al. “Deepmind lab”. In: *arXiv preprint arXiv:1612.03801* (2016).
- [34] Arthur Juliani et al. “Unity: A general platform for intelligent agents”. In: *arXiv preprint arXiv:1809.02627* (2018).
- [35] Diederik P Kingma and Jimmy Ba. “Adam: A method for stochastic optimization”. In: *arXiv preprint arXiv:1412.6980* (2014).
- [36] Ilya Kostrikov. *PyTorch Implementations of Reinforcement Learning Algorithms*. <https://github.com/ikostrikov/pytorch-a2c-ppo-acktr-gail>. 2018.
- [37] Kyunghyun Cho et al. “Learning phrase representations using RNN encoder-decoder for statistical machine translation”. In: *arXiv preprint arXiv:1406.1078* (2014).