

Lossless CNN Channel Pruning via Gradient Resetting and Convolutional Re-parameterization

Xiaohan Ding¹ Tianxiang Hao¹ Ji Liu²
Jungong Han³ Yuchen Guo^{1, 4} Guiguang Ding¹

¹ Beijing National Research Center for Information Science and Technology (BNRist);

School of Software, Tsinghua University, Beijing, China

² AI platform department, Seattle AI lab, and FeDA lab, Kwai Inc.

³ WMG Data Science, University of Warwick, Coventry, United Kingdom

⁴ Department of Automation, Tsinghua University;

Institute for Brain and Cognitive Sciences, Tsinghua University, Beijing, China

dxh17@mails.tsinghua.edu.cn beyondhtx@gmail.com

ji.liu.uwisc@gmail.com jungonghan77@gmail.com

yuchen.w.guo@gmail.com dinggg@tsinghua.edu.cn

March 26, 2022

Abstract

Channel pruning (a.k.a. filter pruning) aims to slim down a convolutional neural network (CNN) by reducing the width (i.e., numbers of output channels) of convolutional layers. However, as CNN’s representational capacity depends on the width, doing so tends to degrade the performance. A traditional learning-based channel pruning paradigm applies a penalty on parameters to improve the robustness to pruning, but such a penalty may degrade the performance even before pruning. Inspired by the neurobiology research about the independence of remembering and forgetting, we propose to re-parameterize a CNN into the remembering parts and forgetting parts, where the former learn to maintain the performance and the latter learn for efficiency. By training the re-parameterized model using regular SGD on the former but a novel update rule with penalty gradients on the latter, we achieve structured sparsity, enabling us to equivalently convert the re-parameterized model into the original architecture with narrower layers. With our method, we can slim down a standard ResNet-50 with 76.15% top-1 accuracy on ImageNet to a narrower one with only 43.9% FLOPs and no accuracy drop. Code and models are released at <https://github.com/DingXiaoH/ResRep>.

1 Introduction

Convolutional Neural Network (CNN) is one of the most popular models for deep learning. To compress and accelerate CNN for efficient inference, numerous methods have been proposed, including sparsification [10, 13, 14], channel pruning [8, 19, 21, 29], quantization [4, 5, 35, 56], knowledge distillation [22, 26, 33, 50], etc. Channel pruning [21] (a.k.a. filter pruning [28] or network slimming [36]) reduces the width (i.e., number of output channels) of each convolutional layer, which can effectively reduce the required FLOPs and memory footprint. Of note is that channel pruning is complementary to the other model compression and acceleration techniques, because it simply produces a thinner model of the original architecture with no customized structures or extra operations.

However, as CNN’s representational capacity depends on the width of conv layers, it is difficult to reduce the width without performance drops. On practical CNN architectures like ResNet-50 [16] and

large-scale datasets like ImageNet [6], lossless pruning with high compression ratio has long been considered challenging. For reasonable trade-off between compression ratio and performance, a typical paradigm (Fig. 1.A) [2, 3, 9, 30, 32, 51, 52] seeks to train the model with magnitude-related penalty loss (e.g., group Lasso [46, 49]) on the conv kernels to produce *structured sparsity*. That is, all the parameters of some channels become small in magnitude. Though such a process may degrade the performance by an acceptable margin, pruning such channels causes less damage. Notably, if the parameters of pruned channels are small enough, the pruned model may deliver the same performance as before (i.e., after training but before pruning), which we refer to as *perfect pruning*.

For convenience, we propose to evaluate a training-based pruning method from two aspects. **1) Resistance.** The training process aims to introduce desired properties such as structured sparsity into the model for pruning. However, the emerging of such properties may degrade the model’s performance. If the model resists against such degradation, i.e., maintains the accuracy, we will say it has high resistance. **2) Prunability.** If the trained model endures a high pruning ratio with low performance drop, we will say it has high prunability. Obviously, we are seeking for a pruning method with both high resistance and high prunability. However, the traditional penalty-based paradigm naturally suffers from a resistance-prunability trade-off. Taking group Lasso as an example, if we use a strong penalty to achieve high structured sparsity, the performance will drop significantly during training (Fig. 3). Contrarily, with a weak penalty to maintain the performance, we will achieve low sparsity, hence low prunability. A detailed analysis will be presented in Sect. 3.3.

In this paper, we propose a novel method named ResRep, which comprises two key components, namely, Convolutional Re-parameterization and Gradient Resetting, to address the above problem. ResRep surpasses the recent competitors by a significant margin, and is the first to achieve real lossless pruning on ResNet-50 on ImageNet (76.15% top-1 accuracy before and after pruning) with a high pruning ratio of 56.1% (i.e., the resulting model has only 43.9% of the original FLOPs), to the best of our knowledge.

ResRep is inspired by the neurobiology research on remembering and forgetting. On the one hand, remembering requires the network to potentiate some synapses but depotentiate the others, which resembles the training process of CNN, making some parameters large and some small. On the other hand, synapse elimination via shrinkage or loss of spines is one of the classical forgetting mechanisms [45] as a key process to improve efficiency in both energy and space for biological neural network, which resembles pruning. Neurobiology research reveals that remembering and forgetting are independently controlled by Rutabaga adenylyl cyclase-mediated memory formation mechanism and Rac-regulated spine shrinkage mechanism, respectively [12, 15, 48], indicating it is more reasonable to control the learning and pruning by two decoupled modules.

Inspired by such independence, we propose to decouple the “remembering” and “forgetting”, which are coupled in the traditional paradigm, because the conv parameters are involved in both the “remembering” (objective function) and “forgetting” (penalty loss) in order for them to achieve a trade-off. Concretely, we first re-parameterize the original model into “remembering parts” and “forgetting parts”, then apply “remembering learning” (i.e., regular SGD with the original objective function) on the former to maintain the “memory” (original performance), and “forgetting learning” (a customized update rule named Gradient Resetting) on the latter to “eliminate synapses” (zero out channels). More specifically, we re-parameterize the original conv - BN (short for a conv layer followed by batch normalization [25]) sequences by conv - BN - compactor, where compactor is a pointwise (i.e., 1×1) conv layer. During training, we add penalty gradients to only the compactors, select some compactor channels and zero out their gradients derived from the objective function. After training, we prune the compactors into narrower ones. As the word “re-parameterization” suggests, a conv - BN - compactor sequence is another parameterization of a regular conv layer, which makes it feasible to equivalently convert the former into the latter for inference. Eventually, the resulting model will have the same architecture as the original but narrower layers. Fig. 1.B shows an example for illustration.

ResRep features: **1) High resistance.** ResRep does not change the loss function, update rule or any training hyper-parameters of the original CNN parameters (i.e., the conv - BN parts) so that they learn to maintain the performance as usual. **2) High prunability.** The compactors are driven by the penalty gradients to learn which channels to prune, and we can make many compactor channels small enough to realize perfect pruning, even with a mild penalty strength. **3) Given the required global reduction ratio of**

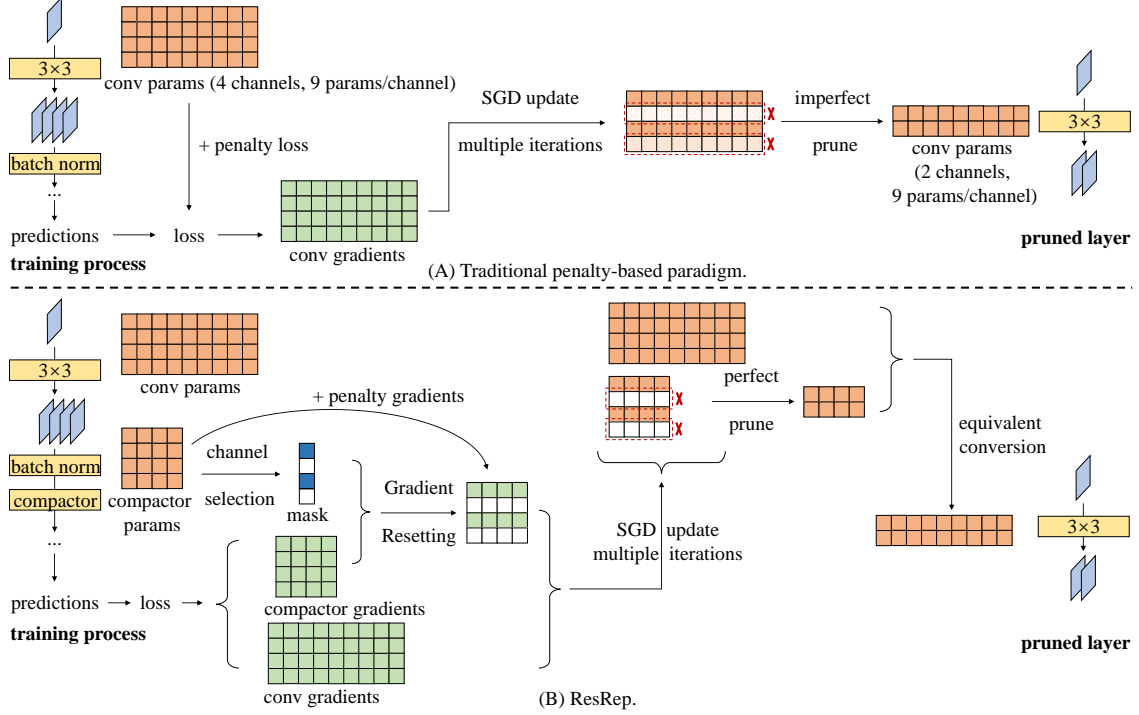


Figure 1: Traditional penalty-based channel pruning v.s. ResRep. We prune a 3×3 conv layer with one input channel and four output channels for illustration. For the ease of visualization, we ravel the kernel $K \in \mathbb{R}^{4 \times 1 \times 3 \times 3}$ into a matrix $W \in \mathbb{R}^{4 \times 9}$. **A)** To prune some channels of K (i.e., rows of W), we add a penalty loss on the kernel to the original loss, so that the gradients will make some rows smaller in magnitude, but not small enough to realize perfect pruning. **B)** ResRep constructs a compactor with kernel matrix $Q \in \mathbb{R}^{4 \times 4}$. Driven by the penalty gradients, the compactor selects some of its channels and generates a binary mask, which resets some of the original gradients of Q to zero. After multiple iterations, those compactor channels with reset gradients become infinitely close to zero, which enables perfect pruning. Finally, the conv - BN - compactor sequence is equivalently converted into a regular conv layer with two channels. Blank rectangles indicate zero values.

FLOPs, ResRep automatically finds the appropriate eventual width of each layer with no prior knowledge, making it a powerful tool for CNN structure optimization. **4)** End-to-end training and easy implementation. We summarize our contributions as follows.

- Inspired by neurobiology research, we have proposed to decouple “remembering” and “forgetting” in channel pruning.
- We have proposed a novel method with two components, Gradient Resetting and Convolutional Re-parameterization, to achieve both high resistance and prunability.
- We have achieved state-of-the-art channel pruning results on common benchmark models, including real lossless pruning on ResNet-50 on ImageNet with a pruning ratio of 56.1%.

2 Related work

Most of the channel pruning methods can be categorized into two families. **Pruning-then-finetuning** methods identify and prune the unimportant channels from a well-trained model by some measurements [1, 24, 28, 39, 41, 42, 55], which may cause significant accuracy drop, and finetune it afterwards to restore

the performance. However, a major drawback is that the pruned models are difficult to finetune, and the final accuracy is not guaranteed. As a prior work [37] highlighted, the pruned models can be easily trapped into bad local minima, and sometimes cannot even reach a similar level of accuracy with a counterpart of the same structure trained from scratch. Such a discovery motivated us to pursue perfect pruning, which eliminates the need for finetuning. **Learning-based pruning** methods overcome such a drawback by a customized learning process. Apart from the above-mentioned penalty-based paradigm to zero out some of the channels [2, 3, 9, 30, 32, 51, 52], some other methods prune via meta-learning [34], adversarial learning [31], etc. Compared with these complicated methods, ResRep can be easily implemented and trained end-to-end.

3 ResRep for lossless channel pruning

3.1 Formulation and background

We first introduce the formulation and background of convolution and channel pruning. For a conv layer with D output channels, C input channels and kernel size $K \times K$, we use $\mathbf{K} \in \mathbb{R}^{D \times C \times K \times K}$ to denote the kernel parameter tensor, and $\mathbf{b} \in \mathbb{R}^D$ for the optional bias term. Let $\mathbf{I} \in \mathbb{R}^{N \times C \times H \times W}$ be the input, $\mathbf{O} \in \mathbb{R}^{N \times D \times H' \times W'}$ be the output, \otimes be the convolution operator, and B be the broadcast function which replicates \mathbf{b} into $N \times D \times H' \times W'$, we have

$$\mathbf{O} = \mathbf{I} \otimes \mathbf{K} + B(\mathbf{b}). \quad (1)$$

For a conv layer with no bias term but a following batch normalization (BN) [25] layer with accumulated mean $\boldsymbol{\mu}$, standard deviation $\boldsymbol{\sigma}$, learned scaling factor $\boldsymbol{\gamma}$ and bias $\boldsymbol{\beta} \in \mathbb{R}^D$, we have

$$\mathbf{O}_{j,:,:,} = ((\mathbf{I} \otimes \mathbf{K})_{j,:,:,} - \mu_j) \frac{\gamma_j}{\sigma_j} + \beta_j, \quad \forall 1 \leq j \leq D. \quad (2)$$

Let i be the index of convolutional layer. To prune conv i by some rules (e.g., removing channels with the smallest norms [28]), we obtain the index set of pruned channels $\mathcal{P}^{(i)} \subset \{1, 2, \dots, D\}$, then its complementary set $\mathcal{S}^{(i)} = \{1, 2, \dots, D\} \setminus \mathcal{P}^{(i)}$ for the index set of channels which survive. The pruning operation preserves the $\mathcal{S}^{(i)}$ output channels of conv i and the corresponding input channels of conv $i+1$, which is the succeeding layer, and discard the others. The corresponding entries in the bias or following BN, if any, should be discarded as well. Formally, the obtained kernels are

$$\mathbf{K}^{(i)'} = \mathbf{K}_{\mathcal{S}^{(i)},:,:,}^{(i)}, \quad \mathbf{K}^{(i+1)'} = \mathbf{K}_{:, \mathcal{S}^{(i)},:,:,}^{(i+1)}. \quad (3)$$

3.2 Convolutional Re-parameterization

Inspired by the neurobiology research about the independence of forgetting and remembering [12, 15, 45, 48], we propose to explicitly re-parameterize the original model into “remembering parts” and “forgetting parts”. Specifically, for every conv layer together with the following BN we desire to prune, which are referred to as the *target layers*, we re-parameterize with an additional pointwise (1×1) conv with kernel $\mathbf{Q} \in \mathbb{R}^{D \times D}$, which is named compactor. As the training begins, we initialize the conv - BN as the original weights of an off-the-shelf model and \mathbf{Q} as an identity matrix, so that the re-parameterized model produces the identical outputs as the original. After training with Gradient Resetting, which will be described in detail in Sect. 3.3, we prune the resulting close-to-zero channels of compactors and convert the model into the original architecture with narrower layers. Concretely, for a specific compactor with kernel \mathbf{Q} , we prune the channels with norm smaller than a threshold ϵ . Formally, we obtain the to-be-pruned set by $\mathcal{P} = \{j \mid \|\mathbf{Q}_{j,:}\|_2 < \epsilon\}$, or the surviving set $\mathcal{S} = \{j \mid \|\mathbf{Q}_{j,:}\|_2 \geq \epsilon\}$. Similar to Eq. 3, we prune \mathbf{Q} by $\mathbf{Q}' = \mathbf{Q}_{\mathcal{S},:}$. In our experiments, we use $\epsilon = 1 \times 10^{-5}$, which is found to be small enough to realize perfect pruning. Now that the compactor has fewer rows than columns, i.e., $\mathbf{Q}' \in \mathbb{R}^{D' \times D}$, $D' = |\mathcal{S}|$, we seek to convert the conv - BN - compactor into a conv layer with $\mathbf{K}' \in \mathbb{R}^{D' \times C \times K \times K}$ and bias $\mathbf{b}' \in \mathbb{R}^{D'}$.

Firstly, we point out that a conv - BN sequence can be equivalently converted into a conv layer for inference, which produces the identical outputs as the original. With $\mathbf{K}, \mu, \sigma, \gamma, \beta$ of a conv layer and its following BN, we can construct a new conv layer with kernel $\hat{\mathbf{K}}$ and bias $\hat{\mathbf{b}}$ as follows,

$$\hat{\mathbf{K}}_{j,:,:,} = \frac{\gamma_j}{\sigma_j} \mathbf{K}_{j,:,:,}, \quad \hat{b}_j = -\mu_j \frac{\gamma_j}{\sigma_j} + \beta_j, \quad \forall 1 \leq j \leq D. \quad (4)$$

Given Eq. 1, Eq. 2 and the homogeneity of convolution [11], it is easy to verify

$$((\mathbf{I} \circledast \mathbf{K})_{j,:,:,} - \mu_j) \frac{\gamma_j}{\sigma_j} + \beta_j = (\mathbf{I} \circledast \hat{\mathbf{K}} + B(\hat{\mathbf{b}}))_{j,:,:,}, \quad \forall 1 \leq j \leq D. \quad (5)$$

After obtaining $\hat{\mathbf{K}}$ and $\hat{\mathbf{b}}$, we are seeking for the formula to construct \mathbf{K}' and \mathbf{b}' so that

$$(\mathbf{I} \circledast \hat{\mathbf{K}} + B(\hat{\mathbf{b}})) \circledast \mathbf{Q}' = \mathbf{I} \circledast \mathbf{K}' + B(\mathbf{b}'). \quad (6)$$

With the additivity of convolution, we arrive at

$$\mathbf{I} \circledast \hat{\mathbf{K}} \circledast \mathbf{Q}' + B(\hat{\mathbf{b}}) \circledast \mathbf{Q}' = \mathbf{I} \circledast \mathbf{K}' + B(\mathbf{b}'). \quad (7)$$

The intuition is that every channel of $B(\hat{\mathbf{b}})$ is a constant matrix, thus every channel of $B(\hat{\mathbf{b}}) \circledast \mathbf{Q}'$ is also a constant matrix. And since the 1×1 convolution with \mathbf{Q}' on the result of $\mathbf{I} \circledast \hat{\mathbf{K}}$ only performs cross-channel recombination, it is feasible to merge \mathbf{Q}' into $\hat{\mathbf{K}}$ by recombining the entries in $\hat{\mathbf{K}}$. Let T be the transpose function (e.g., $T(\hat{\mathbf{K}})$ is a $C \times D \times K \times K$ tensor), we present the formulas to construct \mathbf{K}' and \mathbf{b}' , which can be easily verified.

$$\mathbf{K}' = T(T(\hat{\mathbf{K}}) \circledast \mathbf{Q}'), \quad \mathbf{b}'_j = \hat{\mathbf{b}} \cdot \mathbf{Q}'_{j,:}, \quad \forall 1 \leq j \leq D'. \quad (8)$$

For the ease of implementation, we convert and save the weights of the trained re-parameterized model, construct a model with the original architecture but narrower layers without BN, and use the saved weights for testing and deployment.

3.3 Gradient Resetting

We describe how to produce structured sparsity in compactors while maintaining the performance. We start from the situation where we use the traditional penalty-loss-based paradigm on a specific kernel \mathbf{K} to make the magnitude of some channels smaller for high prunability, i.e., $\|\mathbf{K}_{\mathcal{P},:,:,}\| \rightarrow 0$. Let Θ be the universal set of parameters, X, Y be the data examples and labels, $L_{\text{perf}}(X, Y, \Theta)$ be the performance-related objective function (e.g., cross-entropy for classification tasks). The traditional paradigm adds a penalty loss term $P(\mathbf{K})$ to the original loss by a pre-defined strength factor λ ,

$$L_{\text{total}}(X, Y, \Theta) = L_{\text{perf}}(X, Y, \Theta) + \lambda P(\mathbf{K}), \quad (9)$$

where the common forms of P include L1[28], L2[9], and group Lasso [32, 52]. Specifically, group Lasso is effective in producing channel-wise structured sparsity:

$$P_{\text{Lasso}}(\mathbf{K}) = \sum_{j=1}^D \|\mathbf{K}_{j,:,:,}\|_2. \quad (10)$$

In the following discussions with group Lasso as the form of penalty, we focus on a specific channel in \mathbf{K} , which is denoted by $\mathbf{F} = \mathbf{K}_{j,:,:,}$. Let $G(\mathbf{F})$ be the gradient we use for SGD update, we have

$$G(\mathbf{F}) = \frac{\partial L_{\text{total}}(X, Y, \Theta)}{\partial \mathbf{F}} = \frac{\partial L_{\text{perf}}(X, Y, \Theta)}{\partial \mathbf{F}} + \lambda \frac{\mathbf{F}}{\|\mathbf{F}\|_2}. \quad (11)$$

The training dynamics are quite straightforward: starting from a well-trained model, \mathbf{F} reside near the local optima, thus the first term of Eq. 11 is close to $\mathbf{0}$, but the second is not, so \mathbf{F} will be pushed closer to $\mathbf{0}$.

If \mathbf{F} is important to the performance, the objective function will intend to maintain its magnitude, i.e., the first gradient term will become larger to compete against the second, thus \mathbf{F} will end up smaller than it used to be, depending on λ . Otherwise, taking the extreme case for example, if \mathbf{F} does not influence L_{perf} at all, the first term will be $\mathbf{0}$, so \mathbf{F} will keep growing towards $\mathbf{0}$ by the second term. I.e., the performance-related loss and the penalty loss compete so that the resulting value of \mathbf{F} will reflect its importance, which we refer to as *competence-based importance evaluation* for convenience. However, we face a dilemma. **Problem A:** The penalty deviates the parameters of every channel from the optima of the objective function. Notably, a mild deviation may not bring negative effects, e.g., L2 regularization can also be viewed as a mild deviation. However, with a strong penalty, though some channels are zeroed out for pruning, the remaining channels are also made too small to maintain the representational capacity, which is an undesired side-effect. **Problem B:** With mild penalty for the high resistance, we cannot achieve high prunability, because most of the channels merely become smaller than they used to be, but not close to $\mathbf{0}$ enough for perfect pruning.

We propose to achieve high prunability with a mild penalty by resetting the gradients derived from the objective function. Specifically, we introduce a binary mask $m \in \{0, 1\}$, which indicates whether we wish to zero out \mathbf{F} . For the ease of implementation, we add no terms to the objective function (i.e., $L_{\text{total}} = L_{\text{perf}}$), simply compute the gradients, then manually apply the mask and add the penalty gradients. Then we use the resulting gradients for SGD update. That is,

$$G(\mathbf{F}) = \frac{\partial L_{\text{perf}}(X, Y, \Theta)}{\partial \mathbf{F}} m + \lambda \frac{\mathbf{F}}{\|\mathbf{F}\|_2}. \quad (12)$$

In practice, for deciding which channels to zero out (i.e., setting mask values for multiple channels), we may simply follow the smaller-norm-less-important rule [28] or other heuristics [24, 41]. In this way, we have solved the above two problems. **A)** Though we add Lasso gradients to the objective-related gradients of every channel, which is equivalent to deviating the optima by adding Lasso loss to the original loss, the deviation is mild ($\lambda = 1 \times 10^{-4}$ in our experiments), thus doing so does not degrade the performance. **B)** With $m = 0$, the first term no longer exists to compete against the second, thus even a mild λ can make \mathbf{F} steadily move towards $\mathbf{0}$.

Though doing so shows superiority over the traditional paradigm (Fig. 3) by simply zeroing out the channels with smaller norms, we notice a problem: the zeroed-out objective-related gradients encode the necessary information for maintaining the performance, which should be preserved to improve the resistance. Fortunately, Convolutional Re-parameterization provides a natural solution. As shown in Sect. 3.2, if we train a compactor from an identity matrix into a matrix with many close-to-zero rows via Gradient Resetting, we will be able to convert a conv - BN - compactor into a narrower conv, without losing any information encoded in the gradients of the original kernels.

Firstly, we need to decide which channels of \mathbf{Q} to be zeroed out. After a few epochs of training from the initialized re-parameterized model, $\|\mathbf{Q}_{j,:}\|$ will reflect the importance of channel j , so we start to perform *channel selection*. Let n be the number of compactors, $\mathbf{m}^{(i)} \in \mathbb{R}^{D^{(i)}}$ be the mask for the i -th compactor, we define $\mathbf{t}^{(i)} \in \mathbb{R}^{D^{(i)}}$ as the metric vector,

$$t_j^{(i)} = \|\mathbf{Q}_{j,:}^{(i)}\|_2, \quad \forall 1 \leq j \leq D^{(i)}. \quad (13)$$

We calculate the metric values and organize them as a mapping $\mathcal{M} = \{(i, j) \rightarrow t_j^{(i)} \mid \forall 1 \leq i \leq n, 1 \leq j \leq D^{(i)}\}$. Then we sort the values of \mathcal{M} in ascending order, start to pick one at a time from the smallest, and set the corresponding mask $m_j^{(i)}$ to 0. We stop picking when the reduced FLOPs (i.e., the original FLOPs minus the FLOPs without the current mask-0 channels) reach our target, or we have already picked θ (named the *channel selection limit*) channels. The mask values of unpicked channels are set to 1. The motivation is straightforward: following the discussions of competence-based importance evaluation, just like the traditional usage of penalty loss to compete against the original loss and remove the channels with smaller norms, we use the penalty gradients to compete with the original gradients. Even better, all the metric values are 1 at the beginning (because every compactor kernel is an identity matrix), making them fair to compare among different layers. We initialize θ as a small number, increase θ every several iterations and re-select channels to

Table 1: Pruning results of ResNet-50 and MobileNet on ImageNet.

Model	Result	Base Top-1	Base Top-5	Pruned Top-1	Pruned Top-5	Top-1 ↓	Top-5 ↓	FLOPs ↓%
ResNet-50	SFP [18]	76.15	92.87	74.61	92.06	1.54	0.81	41.8
	GAL-0.5 [31]	76.15	92.87	71.95	90.94	4.20	1.93	43.03
	HRank [29]	76.15	92.87	74.98	92.33	1.17	0.54	43.76
	NISP [55]	-	-	-	-	0.89	-	44.01
	Channel Pr [21]	-	92.2	-	90.8	-	1.4	50
	HP [53]	76.01	92.93	74.87	92.43	1.14	0.50	50
	MetaPruning [34]	76.6	-	75.4	-	1.2	-	51.10
	Autopr [38]	76.15	92.87	74.76	92.15	1.39	0.72	51.21
	FPGM [19]	76.15	92.87	74.83	92.32	1.32	0.55	53.5
	DCP [57]	76.01	92.93	74.95	92.32	1.06	0.61	55.76
	C-SGD [7]	75.33	92.56	74.54	92.09	0.79	0.47	55.76
	ThiNet [40]	75.30	92.20	72.03	90.99	3.27	1.21	55.83
	SASL [47]	76.15	92.87	75.15	92.47	1.00	0.40	56.10
	ResRep (ours)	76.15	92.87	76.15	92.90	0.00	-0.03	56.11
	TRP [54]	75.90	92.70	72.69	91.41	3.21	1.29	56.52
	LFPC [17]	76.15	92.87	74.46	92.32	1.69	0.55	60.8
	HRank [29]	76.15	92.87	71.98	91.01	4.17	1.86	62.10
	ResRep (ours)	76.15	92.87	75.49	92.55	0.66	0.32	62.10
MobileNet	MetaPruning [34]	70.6	-	66.1	-	4.5	-	73.81
	ResRep (ours)	70.78	89.78	68.05	87.66	2.73	2.12	73.91

avoid zeroing out too many channels at once. As shown in the right of Fig. 3, those mask-0 channels will become very close to **0** with the effects of Lasso gradients, thus the structured sparsity emerges.

4 Experiments

4.1 Pruning results on ImageNet and CIFAR-10

We first introduce the datasets and benchmark models. We experiment with ResNet-50 [16] and MobileNet [23] on **ImageNet** [6], which contains 1.28M images for training and 50K for validation from 1000 classes. For the reproducibility, we follow the official data augmentation provided by PyTorch examples [43] including random cropping and left-right flipping. For the ResNet-50 base model, we used the official torchvision version (76.15% top-1 accuracy) [44] for the fair comparison with most competitors. For MobileNet, we trained from scratch with an initial learning rate of 0.1, batch size of 512 and cosine learning rate annealing for 70 epochs, achieving top-1 accuracy of 70.78%, which is slightly higher than that reported in the original paper [23]. Then we use ResNet-56/110 [16] on **CIFAR-10** [27], which contains 50K images from 10 classes of 32×32 pixels for training and 10K for testing. We adopt the standard data augmentation [16]: padding to 40×40 , random cropping and left-right flipping. We trained the base models with batch size of 64 and the common learning rate schedule which is initialized as 0.1, multiplied by 0.1 at epoch 120 and 180, and terminated after 240 epochs. We calculate the FLOPs in the same way as the original papers (3.86G for ResNet-50 [16], 569M for MobileNet [23], and 126M/253M for ResNet-56/110).

We apply ResRep on ResNet-50 and MobileNet with the same hyper-parameters: $\lambda = 1 \times 10^{-4}$, channel selection limit $\theta = 4$ and $\theta \leftarrow \theta + 4$ every 200 iterations, batch size=256, initial learning rate=0.01 and cosine annealing for 180 epochs. The first channel selection begins after 5 epochs. To align the pruning ratios for the ease of comparison, we experiment with ResNet-50 for two times with FLOPs reduction target of 56.1% and 62.1%, respectively, to compare with SASL [47] and HRank [29], and MobileNet with 73.9% to compare

Table 2: Pruning results of ResNet-56/110 on CIFAR-10.

Model	Result	Base top-1	Pruned top-1	Top-1 ↓%	FLOPs ↓%
ResNet-56	AMC [20]	92.8	91.9	0.9	50
	FPGM [19]	93.59	93.26	0.33	52.6
	SFP [18]	93.59	93.35	0.24	52.6
	LFPC [17]	93.59	93.24	0.35	52.9
	ResRep (ours)	93.71	93.73	-0.02	52.91
	TRP [54]	93.14	91.62	1.52	77.82
	ResRep (ours)	93.71	92.67	1.04	77.83
ResNet-110	Li et al. [28]	93.53	93.30	0.23	38.60
	GAL-0.5 [31]	93.50	92.74	0.76	48.5
	HRank [29]	93.50	93.36	0.14	58.2
	ResRep (ours)	94.64	94.62	0.02	58.21

with MetaPruning [34]. Following most competitors, we prune the first (1×1) and second (3×3) conv layers in every residual block of ResNet-50, and every non-depthwise conv of MobileNet. Moreover, as inspired by a prior work [10], which modifies the gradients and utilizes momentum and weight decay for CNN sparsification, we raise the momentum coefficient of SGD on compactors from 0.9 (the default setting in most cases) to 0.99. The intuition is that those mask-0 channels continuously grow in the same direction (i.e., towards zero), and such a tendency accumulates in the momentum, thus the zeroing-out process can be accelerated by a larger momentum coefficient. For ResNet-56/110 on CIFAR10, the target layers include all the first layers in every residual block, and we use the same hyper-parameters as ImageNet except for batch size of 64 and cosine learning rate annealing for 480 epochs.

Table. 1, 2 show the superiority of ResRep. On ResNet-50, ResRep achieves 0.00% top-1 accuracy drop, which is the first to realize lossless pruning with such high pruning ratio, to the best of our knowledge. In terms of top-1 accuracy drop, ResRep outperforms SASL by 1.00%, HRank by 3.51% and all the other recent competitors by a significant margin. On MobileNet, ResRep outperforms MetaPruning by 1.77%. For reference, the accuracy of uniformly shrunk MobileNet (i.e., width multiplier=0.5 [23]) which has the same FLOPs as our result is 63.7%. On ResNet-56/110, ResRep also outperforms the recent competitors by a significant margin, even though the comparison on accuracy drop is biased towards other methods, as our base models deliver higher accuracy. I.e., it is more challenging to prune a higher-accuracy model without accuracy degradation.

As can be observed from the final width of each target layer (Fig. 2), given the desired global pruning ratio, ResRep discovers the appropriate final structure without any prior knowledge. Notably, ResRep chooses to preserve more channels at higher-level layers of ResNet-50 and MobileNet, but prunes aggressively on the last block of ResNet-56, which ends up with only one channel as its first layer. A possible explanation is that rich higher-level features are essential for maintaining the fitting capacity on difficult task like ImageNet, while ResNet-56 suffers from over-fitting on CIFAR-10.

4.2 Ablation studies and discussions

We then perform controlled experiments with the same training configurations as described above on ResNet-56 to evaluate the significance of Convolutional Re-parameterization (Rep) and Gradient Resetting (Res) separately. As the baseline, we adopt the traditional paradigm by directly adding Lasso loss (Eq. 10) on all the target layers. With $\lambda \in \{0.3, 0.03, 0.003, 0.0003, 0.001\}$, we obtain four models with different final accuracy: 69.81%, 87.09%, 92.65%, 93.69%. To realize perfect pruning on each trained model, we attain the *minimal structure* by removing the channels one at a time until the accuracy drops below the original. I.e., pruning any one more channel of the minimal structure decreases the accuracy. Then we record the FLOPs reduction of the minimal structures: 81.24%, 71.94%, 57.56%, 28.31%. We test Rep but no Res by applying Lasso loss

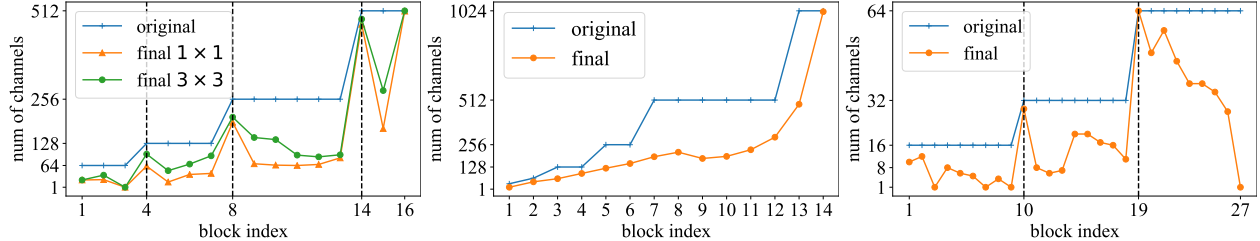


Figure 2: Width of target layers in pruned models. Left: ResNet-50 with the first 1×1 and 3×3 layer in each block shown separately. Middle: MobileNet. Right: ResNet-56. Vertical dashed lines indicate the stage transition in ResNets.

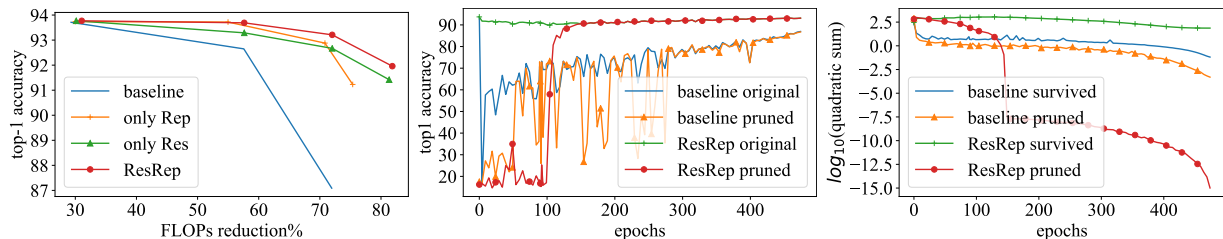


Figure 3: Left: FLOPs reduction v.s. accuracy of baseline, Res, Rep and ResRep. Middle: the original and pruned accuracy of baseline and ResRep every 5 epochs. Right: the quadratic sum of survived parameters and those to-be-pruned (note the logarithmic scale).

on the compactors with varying λ to achieve comparable FLOPs reduction as baselines. And with Res but no Rep, we directly apply Gradient Resetting on the original conv kernels, targeting at the same FLOPs reduction as the four baseline models. Then we experiment with the full-featured ResRep. As shown in the left of Fig. 3, where the baseline data point of (81.24%, 69.81%) is ignored for better readability, Res and Rep deliver better final accuracy than the baselines, and perform even better when combined.

We investigate into the training process by saving the weights of the $\lambda = 0.03$ baseline every 5 epochs. Upon the completion of training, we obtain the minimal structure, turn back to prune each saved model into the minimal structure, and observe the accuracy both before and after pruning. For the ResRep counterpart, we do the same but on the compactors instead of the original conv layers. As shown in the middle of Fig. 3, the baseline accuracy drops drastically because of the side-effects brought by strong Lasso, which implies low resistance. In contrast, the original accuracy of ResRep maintains on a high level. Both the baseline and ResRep models are severely damaged by pruning at the beginning, but as the sparsity emerges, the pruned accuracy (i.e., prunability) improves. However, the prunability of baseline improves slowly and unsteadily due to the competence of two losses.

For each saved model, we also collect the quadratic sum of parameters which survive at last as well as the quadratic sum of those finally pruned, according to the final minimal structure. As shown in the right of Fig. 3 (note the logarithmic scale), the parameters of baseline soon become too small to maintain the performance, which explains the poor resistance. However, for ResRep, the magnitude of survived parameters decreases but maintains on a high level due to the mild penalty, and those to-be-pruned (i.e., mask-0) parameters drop steadily and soon become very close to zero, which explains the high resistance and high prunability.

5 Conclusion

ResRep re-parameterizes a CNN into the “remembering” parts and “forgetting” parts, which can be equivalently converted back for inference. With regular SGD on the former and Gradient Resetting on the latter, we achieve both high resistance and prunability. The superiority of ResRep over the recent competitors suggests that

decomposing the traditional learning-based pruning into “performance-oriented learning” and “pruning-oriented learning” may be a promising research direction.

References

- [1] Reza Abbasi-Asl and Bin Yu. Structural compression of convolutional neural networks based on greedy filter pruning. *arXiv preprint arXiv:1705.07356*, 2017.
- [2] Jose M Alvarez and Mathieu Salzmann. Learning the number of neurons in deep networks. In *Advances in Neural Information Processing Systems*, pages 2270–2278, 2016.
- [3] Jose M. Alvarez and Mathieu Salzmann. Learning the number of neurons in deep networks. In Daniel D. Lee, Masashi Sugiyama, Ulrike von Luxburg, Isabelle Guyon, and Roman Garnett, editors, *Advances in Neural Information Processing Systems 29: Annual Conference on Neural Information Processing Systems 2016, December 5-10, 2016, Barcelona, Spain*, pages 2262–2270, 2016.
- [4] Jimmy Ba and Rich Caruana. Do deep nets really need to be deep? In *Advances in neural information processing systems*, pages 2654–2662, 2014.
- [5] Ron Banner, Yury Nahshan, and Daniel Soudry. Post training 4-bit quantization of convolutional networks for rapid-deployment. In Hanna M. Wallach, Hugo Larochelle, Alina Beygelzimer, Florence d’Alché-Buc, Emily B. Fox, and Roman Garnett, editors, *Advances in Neural Information Processing Systems 32: Annual Conference on Neural Information Processing Systems 2019, NeurIPS 2019, 8-14 December 2019, Vancouver, BC, Canada*, pages 7948–7956, 2019.
- [6] Jia Deng, Wei Dong, Richard Socher, Li-Jia Li, Kai Li, and Li Fei-Fei. Imagenet: A large-scale hierarchical image database. In *Computer Vision and Pattern Recognition, 2009. CVPR 2009. IEEE Conference on*, pages 248–255. IEEE, 2009.
- [7] Xiaohan Ding, Guiguang Ding, Yuchen Guo, and Jungong Han. Centripetal SGD for pruning very deep convolutional networks with complicated structure. In *IEEE Conference on Computer Vision and Pattern Recognition, CVPR 2019, Long Beach, CA, USA, June 16-20, 2019*, pages 4943–4953. Computer Vision Foundation / IEEE, 2019.
- [8] Xiaohan Ding, Guiguang Ding, Yuchen Guo, Jungong Han, and Chenggang Yan. Approximated oracle filter pruning for destructive cnn width optimization. In *International Conference on Machine Learning*, pages 1607–1616, 2019.
- [9] Xiaohan Ding, Guiguang Ding, Jungong Han, and Sheng Tang. Auto-balanced filter pruning for efficient convolutional neural networks. In *Thirty-Second AAAI Conference on Artificial Intelligence*, pages 6797–6804, 2018.
- [10] Xiaohan Ding, Guiguang Ding, Xiangxin Zhou, Yuchen Guo, Jungong Han, and Ji Liu. Global sparse momentum SGD for pruning very deep neural networks. In Hanna M. Wallach, Hugo Larochelle, Alina Beygelzimer, Florence d’Alché-Buc, Emily B. Fox, and Roman Garnett, editors, *Advances in Neural Information Processing Systems 32: Annual Conference on Neural Information Processing Systems 2019, NeurIPS 2019, 8-14 December 2019, Vancouver, BC, Canada*, pages 6379–6391, 2019.
- [11] Xiaohan Ding, Yuchen Guo, Guiguang Ding, and Jungong Han. Acnet: Strengthening the kernel skeletons for powerful cnn via asymmetric convolution blocks. In *Proceedings of the IEEE International Conference on Computer Vision*, pages 1911–1920, 2019.
- [12] Tao Dong, Jing He, Shiqing Wang, Lianzhang Wang, Yuqi Cheng, and Yi Zhong. Inability to activate rac1-dependent forgetting contributes to behavioral inflexibility in mutants of multiple autism-risk genes. *Proceedings of the National Academy of Sciences of the United States of America*, 113 27:7644–9, 2016.

- [13] Yiwen Guo, Anbang Yao, and Yurong Chen. Dynamic network surgery for efficient dnns. In *Advances In Neural Information Processing Systems*, pages 1379–1387, 2016.
- [14] Song Han, Jeff Pool, John Tran, and William Dally. Learning both weights and connections for efficient neural network. In *Advances in Neural Information Processing Systems*, pages 1135–1143, 2015.
- [15] Akiko Hayashi-Takagi, Sho Yagishita, Mayumi Nakamura, Fukutoshi Shirai, Yi Wu, Amanda L. Loshbaugh, Brian Kuhlman, Klaus M. Hahn, and Haruo Kasai. Labelling and optical erasure of synaptic memory traces in the motor cortex. *Nature*, 525:333 – 338, 2015.
- [16] Kaiming He, Xiangyu Zhang, Shaoqing Ren, and Jian Sun. Deep residual learning for image recognition. In *Proceedings of the IEEE conference on computer vision and pattern recognition*, pages 770–778, 2016.
- [17] Yang He, Yuhang Ding, Ping Liu, Linchao Zhu, Hanwang Zhang, and Yi Yang. Learning filter pruning criteria for deep convolutional neural networks acceleration. In *Proceedings of the IEEE Conference on Computer Vision and Pattern Recognition (CVPR)*, 2020.
- [18] Yang He, Guoliang Kang, Xuanyi Dong, Yanwei Fu, and Yi Yang. Soft filter pruning for accelerating deep convolutional neural networks. In *Proceedings of the Twenty-Seventh International Joint Conference on Artificial Intelligence*, pages 2234–2240, 2018.
- [19] Yang He, Ping Liu, Ziwei Wang, Zhilan Hu, and Yi Yang. Filter pruning via geometric median for deep convolutional neural networks acceleration. In *IEEE Conference on Computer Vision and Pattern Recognition, CVPR 2019, Long Beach, CA, USA, June 16-20, 2019*, pages 4340–4349. Computer Vision Foundation / IEEE, 2019.
- [20] Yihui He, Ji Lin, Zhijian Liu, Hanrui Wang, Li-Jia Li, and Song Han. Amc: Automl for model compression and acceleration on mobile devices. In *European Conference on Computer Vision*, pages 815–832. Springer, 2018.
- [21] Yihui He, Xiangyu Zhang, and Jian Sun. Channel pruning for accelerating very deep neural networks. In *International Conference on Computer Vision (ICCV)*, volume 2, page 6, 2017.
- [22] Geoffrey Hinton, Oriol Vinyals, and Jeff Dean. Distilling the knowledge in a neural network. *arXiv preprint arXiv:1503.02531*, 2015.
- [23] Andrew G. Howard, Menglong Zhu, Bo Chen, Dmitry Kalenichenko, Weijun Wang, Tobias Weyand, Marco Andreetto, and Hartwig Adam. Mobilenets: Efficient convolutional neural networks for mobile vision applications. *CoRR*, abs/1704.04861, 2017.
- [24] Hengyuan Hu, Rui Peng, Yu-Wing Tai, and Chi-Keung Tang. Network trimming: A data-driven neuron pruning approach towards efficient deep architectures. *arXiv preprint arXiv:1607.03250*, 2016.
- [25] Sergey Ioffe and Christian Szegedy. Batch normalization: Accelerating deep network training by reducing internal covariate shift. In *International Conference on Machine Learning*, pages 448–456, 2015.
- [26] Jianbo Jiao, Yunchao Wei, Zequn Jie, Honghui Shi, Rynson W. H. Lau, and Thomas S. Huang. Geometry-aware distillation for indoor semantic segmentation. In *IEEE Conference on Computer Vision and Pattern Recognition, CVPR 2019, Long Beach, CA, USA, June 16-20, 2019*, pages 2869–2878. Computer Vision Foundation / IEEE, 2019.
- [27] Alex Krizhevsky and Geoffrey Hinton. Learning multiple layers of features from tiny images. Technical report, 2009.
- [28] Hao Li, Asim Kadav, Igor Durdanovic, Hanan Samet, and Hans Peter Graf. Pruning filters for efficient convnets. In *5th International Conference on Learning Representations*, 2017.

- [29] Mingbao Lin, Rongrong Ji, Yan Wang, Yichen Zhang, Baochang Zhang, Yonghong Tian, and Ling Shao. Hrank: Filter pruning using high-rank feature map. *CoRR*, abs/2002.10179, 2020.
- [30] Shaohui Lin, Rongrong Ji, Yuchao Li, Cheng Deng, and Xuelong Li. Towards compact convnets via structure-sparsity regularized filter pruning. *arXiv preprint arXiv:1901.07827*, 2019.
- [31] Shaohui Lin, Rongrong Ji, Chenqian Yan, Baochang Zhang, Liujuan Cao, Qixiang Ye, Feiyue Huang, and David S. Doermann. Towards optimal structured CNN pruning via generative adversarial learning. In *IEEE Conference on Computer Vision and Pattern Recognition, CVPR 2019, Long Beach, CA, USA, June 16-20, 2019*, pages 2790–2799. Computer Vision Foundation / IEEE, 2019.
- [32] Baoyuan Liu, Min Wang, Hassan Foroosh, Marshall Tappen, and Marianna Pensky. Sparse convolutional neural networks. In *Proceedings of the IEEE Conference on Computer Vision and Pattern Recognition*, pages 806–814, 2015.
- [33] Yifan Liu, Ke Chen, Chris Liu, Zengchang Qin, Zhenbo Luo, and Jingdong Wang. Structured knowledge distillation for semantic segmentation. In *IEEE Conference on Computer Vision and Pattern Recognition, CVPR 2019, Long Beach, CA, USA, June 16-20, 2019*, pages 2604–2613. Computer Vision Foundation / IEEE, 2019.
- [34] Zechun Liu, Haoyuan Mu, Xiangyu Zhang, Zichao Guo, Xin Yang, Kwang-Ting Cheng, and Jian Sun. Metapruning: Meta learning for automatic neural network channel pruning. In *2019 IEEE/CVF International Conference on Computer Vision, ICCV 2019, Seoul, Korea (South), October 27 - November 2, 2019*, pages 3295–3304. IEEE, 2019.
- [35] Zechun Liu, Baoyuan Wu, Wenhan Luo, Xin Yang, Wei Liu, and Kwang-Ting Cheng. Bi-real net: Enhancing the performance of 1-bit cnns with improved representational capability and advanced training algorithm. In Vittorio Ferrari, Martial Hebert, Cristian Sminchisescu, and Yair Weiss, editors, *Computer Vision - ECCV 2018 - 15th European Conference, Munich, Germany, September 8-14, 2018, Proceedings, Part XV*, volume 11219 of *Lecture Notes in Computer Science*, pages 747–763. Springer, 2018.
- [36] Zhuang Liu, Jianguo Li, Zhiqiang Shen, Gao Huang, Shoumeng Yan, and Changshui Zhang. Learning efficient convolutional networks through network slimming. In *2017 IEEE International Conference on Computer Vision (ICCV)*, pages 2755–2763. IEEE, 2017.
- [37] Zhuang Liu, Mingjie Sun, Tinghui Zhou, Gao Huang, and Trevor Darrell. Rethinking the value of network pruning. In *7th International Conference on Learning Representations*, 2019.
- [38] Jian-Hao Luo and Jianxin Wu. Autopruner: An end-to-end trainable filter pruning method for efficient deep model inference. *arXiv preprint arXiv:1805.08941*, 2018.
- [39] Jian-Hao Luo, Jianxin Wu, and Weiyao Lin. Thinet: A filter level pruning method for deep neural network compression. In *IEEE International Conference on Computer Vision*, pages 5068–5076, 2017.
- [40] Jian-Hao Luo, Hao Zhang, Hong-Yu Zhou, Chen-Wei Xie, Jianxin Wu, and Weiyao Lin. Thinet: Pruning CNN filters for a thinner net. *IEEE Trans. Pattern Anal. Mach. Intell.*, 41(10):2525–2538, 2019.
- [41] Pavlo Molchanov, Stephen Tyree, Tero Karras, Timo Aila, and Jan Kautz. Pruning convolutional neural networks for resource efficient inference. In *5th International Conference on Learning Representations*, 2017.
- [42] Adam Polyak and Lior Wolf. Channel-level acceleration of deep face representations. *IEEE Access*, 3:2163–2175, 2015.
- [43] PyTorch. *PyTorch Official Example*, 2020.
- [44] PyTorch. *Torchvision Official Models*, 2020.

- [45] Blake A. Richards and Paul W. Frankland. The persistence and transience of memory. *Neuron*, 94(6):1071–1084, 2017.
- [46] Volker Roth and Bernd Fischer. The group-lasso for generalized linear models: uniqueness of solutions and efficient algorithms. In *Proceedings of the 25th international conference on Machine learning*, pages 848–855. ACM, 2008.
- [47] Jun Shi, Jianfeng Xu, Kazuyuki Tasaka, and Zhibo Chen. SASL: saliency-adaptive sparsity learning for neural network acceleration. *CoRR*, abs/2003.05891, 2020.
- [48] Yichun Shuai, Binyan Lu, Ying Hu, Lianzhang Wang, Kan Sun, and Yi Zhong. Forgetting is regulated through rac activity in drosophila. *Cell*, 140:579–589, 2010.
- [49] Noah Simon, Jerome H. Friedman, Trevor J. Hastie, and Robert Tibshirani. A sparse-group lasso. 2013.
- [50] Jayakorn Vongkulbhisal, Phongtharin Vinayavekhin, and Marco Visentini Scarzanella. Unifying heterogeneous classifiers with distillation. In *IEEE Conference on Computer Vision and Pattern Recognition, CVPR 2019, Long Beach, CA, USA, June 16-20, 2019*, pages 3175–3184. Computer Vision Foundation / IEEE, 2019.
- [51] Huan Wang, Qiming Zhang, Yuehai Wang, Lu Yu, and Haoji Hu. Structured pruning for efficient convnets via incremental regularization. In *International Joint Conference on Neural Networks*, pages 1–8, 2019.
- [52] Wei Wen, Chunpeng Wu, Yandan Wang, Yiran Chen, and Hai Li. Learning structured sparsity in deep neural networks. In *Advances in Neural Information Processing Systems*, pages 2074–2082, 2016.
- [53] Xiaofan Xu, Mi Sun Park, and Cormac Brick. Hybrid pruning: Thinner sparse networks for fast inference on edge devices. *arXiv preprint arXiv:1811.00482*, 2018.
- [54] Yuhui Xu, Yuxi Li, Shuai Zhang, Wei Wen, Botao Wang, Yingyong Qi, Yiran Chen, Weiyao Lin, and Hongkai Xiong. TRP: trained rank pruning for efficient deep neural networks. *CoRR*, abs/2004.14566, 2020.
- [55] Ruichi Yu, Ang Li, Chun-Fu Chen, Jui-Hsin Lai, Vlad I Morariu, Xintong Han, Mingfei Gao, Ching-Yung Lin, and Larry S Davis. Nisp: Pruning networks using neuron importance score propagation. In *Proceedings of the IEEE Conference on Computer Vision and Pattern Recognition*, pages 9194–9203, 2018.
- [56] Yiren Zhao, Xitong Gao, Daniel Bates, Robert D. Mullins, and Cheng-Zhong Xu. Focused quantization for sparse cnns. In Hanna M. Wallach, Hugo Larochelle, Alina Beygelzimer, Florence d’Alché-Buc, Emily B. Fox, and Roman Garnett, editors, *Advances in Neural Information Processing Systems 32: Annual Conference on Neural Information Processing Systems 2019, NeurIPS 2019, 8-14 December 2019, Vancouver, BC, Canada*, pages 5585–5594, 2019.
- [57] Zhuangwei Zhuang, Mingkui Tan, Bohan Zhuang, Jing Liu, Yong Guo, Qingyao Wu, Junzhou Huang, and Jinhui Zhu. Discrimination-aware channel pruning for deep neural networks. In *Advances in Neural Information Processing Systems*, pages 883–894, 2018.