

Coded Distributed Computing with Partial Recovery

Emre Ozfatura, Sennur Ulukus, and Deniz Gündüz

Abstract

Coded computation techniques provide robustness against *straggling* workers in distributed computing. However, most of the existing schemes require exact provisioning of the straggling behaviour and ignore the computations carried out by straggling workers. Moreover, these schemes are typically designed to recover the desired computation results accurately, while in many machine learning and iterative optimization algorithms, faster approximate solutions are known to result in an improvement in the overall convergence time. In this paper, we first introduce a novel coded matrix-vector multiplication scheme, called *coded computation with partial recovery (CCPR)*, which benefits from the advantages of both coded and uncoded computation schemes, and reduces both the computation time and the decoding complexity by allowing a trade-off between the accuracy and the speed of computation. We then extend this approach to distributed implementation of more general computation tasks by proposing a coded communication scheme with partial recovery, where the results of subtasks computed by the workers are coded before being communicated. Numerical simulations on a large linear regression task confirm the benefits of the proposed distributed computation scheme with partial recovery in terms of the trade-off between the computation accuracy and latency.

Index Terms

Coded computation, distributed computation, maximum distance separable (MDS) code, linear codes, rateless codes, stragglers.

I. INTRODUCTION

One of the key enablers of efficient machine learning solutions is the availability of large datasets. However, the ever growing size of the datasets and the complexity of the models trained on them lead also to an increase in the computational complexity and storage requirements of the algorithms employed. In parallel, there is a growing availability of cloud computing platforms (such as Amazon Web Services, Microsoft Azure and Google Cloud Functions) that offer computational resources to users to carry out demanding computation tasks. The associated distributed computation framework allows harnessing the computation and memory resources of multiple heterogeneous computation servers, referred to as *workers*.

In the most common implementation of distributed computation, a *parameter server (PS)* divides the main computational task into several subtasks and assigns them to workers. Each worker executes the computation tasks assigned to it, and conveys the result to the PS. Having received the results from all the workers, the PS combines them to obtain the result of the main computation task. In principle, such a distributed computation framework should achieve a speed-up factor proportional to the number of workers employed. However, in real implementations, the overall computation time is constrained by the slowest, so-called *straggling worker(s)*. Moreover, as the number of employed workers increases, communication starts becoming more complex introducing additional delays, which can aggravate the straggler problem. To remedy the delays due to straggling workers, various straggler-tolerant distributed computation schemes have been introduced recently, which build upon the idea of assigning redundant computations/subtasks to workers, to let faster workers compensate for the stragglers [1]–[42].

A. Motivation

We will motivate the proposed distributed computation framework on a simple regression problem. In linear regression, the goal is to minimize the empirical mean squared-error:

$$L(\boldsymbol{\theta}) \triangleq \frac{1}{2N} \sum_{i=1}^N (y_i - \mathbf{x}_i^T \boldsymbol{\theta})^2, \quad (1)$$

where $\mathbf{x}_1, \dots, \mathbf{x}_N \in \mathbb{R}^d$ are the data points with corresponding labels $y_1, \dots, y_N \in \mathbb{R}$, and $\boldsymbol{\theta} \in \mathbb{R}^d$ is the parameter vector. The optimal parameter vector can be obtained iteratively by gradient descent (GD), in which the parameter vector is updated iteratively as follows:

$$\boldsymbol{\theta}_{t+1} = \boldsymbol{\theta}_t - \eta_t \nabla_{\boldsymbol{\theta}} L(\boldsymbol{\theta}_t), \quad (2)$$

where η_t is the learning rate at the t -th iteration. Gradient of the loss function in (1) can be written as

$$\nabla_{\boldsymbol{\theta}} L(\boldsymbol{\theta}_t) = \mathbf{X}^T \mathbf{X} \boldsymbol{\theta}_t - \mathbf{X}^T \mathbf{y}, \quad (3)$$

This paper was presented in part at the 2019 IEEE International Conference on Acoustics, Speech and Signal Processing in Brighton, UK. Emre Ozfatura and Deniz Gündüz are with Information Processing and Communications Lab, Department of Electrical and Electronic Engineering, Imperial College London Email: {m.ozfatura, d.gunduz} @imperial.ac.uk.

Sennur Ulukus is with Department of Electrical and Computer Engineering, University of Maryland.

This work was supported in part by the Marie Skłodowska-Curie Action SCAVENGE (grant agreement no. 675891), and by the European Research Council (ERC) Starting Grant BEACON (grant agreement no. 677854).

where $\mathbf{X} = [\mathbf{x}_1, \dots, \mathbf{x}_N]^T$ and $\mathbf{y} = [y_1, \dots, y_N]^T$. In the gradient expression, only θ_t changes over iterations; hence, the key computational task at each iteration is the matrix-vector multiplication $\mathbf{W}\theta_t$, where $\mathbf{W} \triangleq \mathbf{X}^T \mathbf{X} \in \mathbb{R}^{d \times d}$.

B. Coded Distributed Matrix-Vector Multiplication

The execution of $\mathbf{W}\theta_t$ can be distributed across K workers by simply dividing \mathbf{W} row-wise into K disjoint submatrices and assigning each submatrix to one of the workers. However, the computation time of this naive approach will be limited by the *straggling* worker(s). The main challenge in this setup arises because the straggling behaviour (due either to the computation speed of the workers or the delays in communication) varies over time, and its realization at each iteration is not known in advance. The statistical knowledge of the computation and communication latency for each worker can be acquired over time, and used for a more efficient allocation of computation tasks (e.g. as in [28], [35], [36]) as well as the coding scheme employed, for the sake of simplicity we assume homogeneous workers in this work.

Coded computation has been introduced to tolerate stragglers in matrix-vector multiplication by encoding the \mathbf{W} matrix, and distributing the partitions of this encoded matrix among the workers, to achieve redundancy [15]–[27]. One well-known method to introduce redundancy in matrix-vector multiplication is to utilize maximum distance separable (MDS) codes to encode \mathbf{W} [15]. To elucidate the MDS-coded computation (MCC) we can divide \mathbf{W} into \bar{K} disjoint submatrices, $\mathbf{W}_1, \dots, \mathbf{W}_{\bar{K}} \in \mathbb{R}^{\bar{d} \times d}$, $\bar{d} = d/\bar{K}$, which are then encoded with a (\bar{K}, K) MDS code. Each coded submatrix is assigned to a different worker, which multiplies it with θ_t , and returns the result to the PS. The PS can recover $\mathbf{W}\theta_t$ from the results of any \bar{K} workers.

Note that, up to $K - \bar{K}$ stragglers can be tolerated with MCC at the expense of increasing the *computation load* of each worker by $r = K/\bar{K}$; that is, each worker is assigned r times more computations compared to the naive approach of equally dividing all the required computations among the workers. Alternative to MDS codes [15], [16], [22], LDPC codes [17], and rateless codes [23] have also been studied for straggler-tolerant coded computation in the literature.

C. Computation-communication trade-off

Conventional straggler-aware designs assume that a single message is transmitted by each worker after completing its assigned computation task. Under this limitation, straggler-aware schemes require exact provisioning of the straggler behaviour, and otherwise, suffer from *over-computation* and *under-utilization* [43]. To overcome these obstacles one can allow each worker to send multiple messages to the PS at each iteration, which we refer to as *multi-message communication (MMC)* [1], [3], [13], [16], [19], [23], [24], [38]. However, MMC may introduce additional delays due to the communication overhead. Hence, with MMC the objective is to find an optimal operating point that balances the computation and communication latencies [43]. One recent approach for coded matrix-vector multiplication with MMC is to utilize rateless codes [23] due to their advantages of better utilizing the computational resources and low decoding complexity at the PS. However, in practice, rateless codes reach the target coding rates only if the number of coded messages are sufficiently large, which may not be desired in distributed computation framework since it leads to a congestion at the PS. Hence, the design of a code structure for distributed computation that can reduce the computation time without inducing an overwhelming communication overhead is an open challenge that we address in this paper.

D. Computation accuracy-computation speed trade-off

In the case of iterative optimization algorithms we can consider the accuracy of the computations at each iteration as another dimension of the trade-off governing the overall convergence behaviour. For example, when applying gradient descent over large datasets, computation of the gradient in (3) at each iteration can become very costly. The most common alternative iterative optimization framework for large scale learning problems is *stochastic gradient descent (SGD)*, which uses an estimate of the gradient in (3) at each iteration, evaluated on a random subset of the dataset. Hence, by changing the size of the sampled dataset it is possible to seek a balance between the accuracy of the gradient estimate and the computation time.

On the other hand, a vast majority of the coded computation schemes in the literature are designed for full gradient recovery. Nevertheless, a simple uncoded computation scheme with MMC [3], [19] can exploit partial computations performed by straggling workers, while also providing the PS a certain flexibility to terminate an iteration when a sufficient number of computations are received. Accordingly, our goal here is to design a coded computing framework that can efficiently benefit from redundant computations with the flexibility of partial gradient computations. To this end, we introduce a novel hybrid scheme for distributed matrix-vector multiplication, called *coded computation with partial recovery (CCPR)*, bringing together the advantages of uncoded computation, such as low decoding complexity and partial gradient updates, with those of coded computation, such as reduced per-iteration completion time and reduced communication load.

We also want to highlight that, in most of the coded computation schemes in the literature, encoding is executed in PS in a centralized manner, and coded submatrices are distributed to workers; however, in our proposed strategy, as explained in Section IV, encoding step can be executed in a decentralized manner. Such local encoding provides two key advantages; first, it is possible to dynamically change the codewords over time based on the realization of the straggler behaviour [44], which

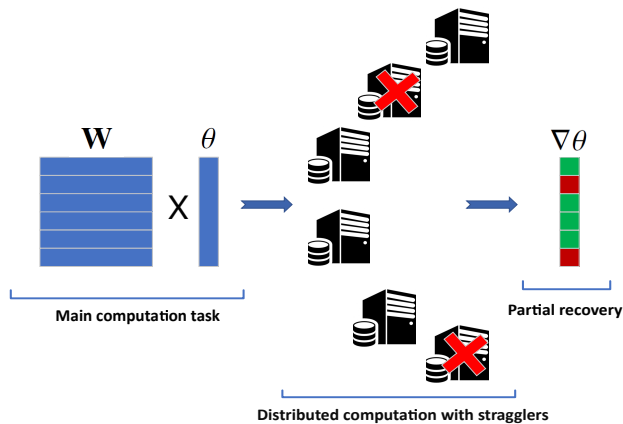


Fig. 1: Illustration of partial recovery in a naive distributed computation scenario with 6 workers, 2 of which are stragglers.

Cumulative computation type	MCC $n_m(\mathbf{N}_i)$	UC-MMC $n_u(\mathbf{N}_i)$	CCPR $n_c(\mathbf{N}_i)$
$\mathbf{N}_1 : N_2 = 4, N_1 = 0, N_0 = 0$	1	1	1
$\mathbf{N}_2 : N_2 = 3, N_1 = 1, N_0 = 0$	4	4	4
$\mathbf{N}_3 : N_2 = 3, N_1 = 0, N_0 = 1$	4	4	4
$\mathbf{N}_4 : N_2 = 2, N_1 = 2, N_0 = 0$	6	6	6
$\mathbf{N}_5 : N_2 = 2, N_1 = 1, N_0 = 1$	12	8	12
$\mathbf{N}_6 : N_2 = 2, N_1 = 0, N_0 = 2$	6	2	6
$\mathbf{N}_7 : N_2 = 1, N_1 = 3, N_0 = 0$	0	4	4
$\mathbf{N}_8 : N_2 = 1, N_1 = 2, N_0 = 1$	0	4	8
$\mathbf{N}_9 : N_2 = 0, N_1 = 4, N_0 = 1$	0	1	1

TABLE I: Number of successful score vectors for each cumulative computation that can accurately recover the computation task with $K = 4$ and $r = 2$.

is particularly desired when the straggler behavior is correlated over time; second, as further explained in Section V, it allows us to extend the CCPR strategy to more general distributed learning problems.

To the best of our knowledge, the partial recovery approach was first introduced in our preliminary study [26], and in this work, we extend our study and provide a more comprehensive analysis. Our contributions in this paper can be summarized as follows:

- We provide a general framework, and highlight certain design principles to efficiently employ partial recovery in a coded computation scenario, particularly with MMC.
- Based on these design principles, we introduce *random circularly shifted (RCS) codes* for distributed matrix-vector multiplication.
- We provide a generalization of RCS codes to the distributed implementation of more general computation tasks (beyond matrix-vector multiplication) by proposing a gradient coding scheme with partial computation.
- Through numerical experiments in a linear regression problem, we show that RCS codes outperform existing distributed learning schemes across straggling workers, and also present the trade-offs between the update accuracy, communication latency and computation time achieved by these codes.

II. CODED COMPUTATION WITH PARTIAL RECOVERY

In conventional coded computation schemes, the PS waits until a sufficient number of computations are gathered from the workers to recover the correct results of the underlying computation task. In contrast, the partial recovery strategy does not necessarily aim at recovering the results accurately. In particular, for the matrix-vector multiplication task of $\mathbf{W}\theta$, we will target recovering only a subset of the entries of the d -dimensional result vector. We define the percentage of entries of $\mathbf{W}\theta$ to be recovered as the *tolerance*, which will be dictated by the underlying computation task.

For encoding, we utilize a general linear code structure. Matrix \mathbf{W} is initially divided into K disjoint submatrices $\mathbf{W}_1, \dots, \mathbf{W}_K \in \mathbb{R}^{d/K \times d}$. Then, r coded submatrices, $\widetilde{\mathbf{W}}_{i,1}, \dots, \widetilde{\mathbf{W}}_{i,r}$, are assigned to each worker i for computation, where each coded matrix $\widetilde{\mathbf{W}}_{i,j}$ is a linear combination of K submatrices, i.e.,

$$\widetilde{\mathbf{W}}_{i,j} = \sum_{k \in [K]} \alpha_{j,k}^{(i)} \mathbf{W}_k. \quad (4)$$

Following the initial encoding phase, the i th worker performs the computations $\widetilde{\mathbf{W}}_{i,1}\theta, \dots, \widetilde{\mathbf{W}}_{i,r}\theta$ in the given order and sends the result as soon as it is completed. We remark that, in the considered MMC scenario, the order of the assigned coded

computations affects the completion time; therefore, we introduce the *computation assignment matrix* \mathbf{C} to represent a coded computation strategy, i.e.,

$$\mathbf{C} \triangleq \begin{bmatrix} \widetilde{\mathbf{W}}_{1,1} & \widetilde{\mathbf{W}}_{1,2} & \cdots & \widetilde{\mathbf{W}}_{1,K} \\ \widetilde{\mathbf{W}}_{2,1} & \widetilde{\mathbf{W}}_{2,2} & \cdots & \widetilde{\mathbf{W}}_{2,K} \\ \vdots & \vdots & \cdots & \vdots \\ \widetilde{\mathbf{W}}_{r,1} & \widetilde{\mathbf{W}}_{r,2} & \cdots & \widetilde{\mathbf{W}}_{r,K} \end{bmatrix}.$$

When partial recovery is allowed, PS waits until $(1 - q) \times 100$ percent of the entries of the result vector are successfully recovered. We call the parameter q as the *tolerance*, which is a design parameter.

In the scope of this paper, our aim is to highlight certain design principles to form coded submatrices $\widetilde{\mathbf{W}}_{i,1}, \dots, \widetilde{\mathbf{W}}_{i,r}$ for each user i , in order to allow partial recovery with reduced iteration time. Let us first present a simple example to show how coded computation with partial recovery can improve upon other schemes, such as MDS coding or uncoded computation with MMC (UC-MMC).

Here, \mathbf{C} shows the assigned computation tasks to each worker with their execution order. More specifically, submatrix $\mathbf{C}(i, j)$ denotes the i th computation task to be executed by the j th worker.

A. Motivating example

Consider $K = 4$ workers and assume that \mathbf{W} is divided into 4 submatrices $\mathbf{W}_1, \dots, \mathbf{W}_4$. Let us first consider two known distributed computation schemes, namely UC-MM [3], [19] and MDS-coded computation (MCC) [15]. Each scheme is defined by its computation assignment matrix.

In MDS-coded computation, linearly independent coded computation tasks are distributed to the workers as follows:

$$\mathbf{C}_{MDS} = \begin{bmatrix} \left[\begin{array}{c} \mathbf{W}_1 + \mathbf{W}_3 \\ \mathbf{W}_2 + \mathbf{W}_4 \end{array} \right] & \left[\begin{array}{c} \mathbf{W}_1 + 2\mathbf{W}_3 \\ \mathbf{W}_2 + 2\mathbf{W}_4 \end{array} \right] & \left[\begin{array}{c} \mathbf{W}_1 + 4\mathbf{W}_3 \\ \mathbf{W}_2 + 4\mathbf{W}_4 \end{array} \right] & \left[\begin{array}{c} \mathbf{W}_1 + 8\mathbf{W}_3 \\ \mathbf{W}_2 + 8\mathbf{W}_4 \end{array} \right] \end{bmatrix}$$

\mathbf{C}_{MDS} consists of a single row of computation tasks since each worker sends the results of its computations only after all of them are completed, e.g., first worker sends the concatenation of $[(\mathbf{W}_1 + \mathbf{W}_3)\boldsymbol{\theta} \ (\mathbf{W}_2 + \mathbf{W}_4)\boldsymbol{\theta}]$ after completing both computations.

\mathbf{C}_{MDS} above corresponds to a $(2, 4)$ MDS code; hence, the PS can recover the full gradient from the results of any two workers.

In the UC-MMC scheme with cyclic shifted computation assignment [19], computation scheduling matrix is given by

$$\mathbf{C}_{UC-MMC} = \begin{bmatrix} \mathbf{W}_1 & \mathbf{W}_2 & \mathbf{W}_3 & \mathbf{W}_4 \\ \mathbf{W}_2 & \mathbf{W}_3 & \mathbf{W}_4 & \mathbf{W}_1 \end{bmatrix},$$

and each worker sends the results of its computations sequentially, as soon as each of them is completed. This helps to reduce the per-iteration completion time with an increase in the communication load [3], [19]. With UC-MMC, full gradient can be recovered even if each worker performs only one computation, which is faster if the workers have similar speeds.

Instead the computation scheduling matrix of the proposed CCPR scheme is given by

$$\mathbf{C}_{CCPR} = \begin{bmatrix} \mathbf{W}_1 & \mathbf{W}_2 & \mathbf{W}_3 & \mathbf{W}_4 \\ \mathbf{W}_3 + \mathbf{W}_4 & \mathbf{W}_1 + \mathbf{W}_3 & \mathbf{W}_2 + \mathbf{W}_4 & \mathbf{W}_1 + \mathbf{W}_2 \end{bmatrix}.$$

As we can see, \mathbf{C}_{CCPR} is a combination of the uncoded and coded approaches. Below we illustrate the advantages of this scheme by comparing its performance for both accurate and approximate computations. For this analysis we need to introduce a few definitions.

Let $N_s(t)$ denote the number of workers that have completed exactly s computations by time t , $s = 0, \dots, r$. We define $\mathbf{N}(t) \triangleq (N_r(t), \dots, N_0(t))$ as the *cumulative computation type* at time t . Additionally, we introduce the K -dimensional *score vector* $\mathbf{S}(t) = [s_1(t), \dots, s_K(t)]$, where $s_i(t)$ denotes the number of computations completed and communicated by the i th worker by time t . We will call a score vector *successful* if it allows the recovery of the desired computation task at the PS. We note that, due to the homogeneous worker assumption, the probability of experiencing any score vector with the same cumulative computation type is the same. Therefore, what is important for the overall computation time statistics is the number of successful score vectors corresponding to each computation type.

B. Full gradient performance

Let $n_m(\mathbf{N}), n_u(\mathbf{N})$ and $n_c(\mathbf{N})$ denote the number of distinct successful score vectors with the cumulative computation type \mathbf{N} that allow the recovery of $\mathbf{W}\boldsymbol{\theta}$ for the MDS, UC-MMC, and CCPR schemes, respectively. For instance, for the cumulative computation type $\mathbf{N} = (1, 2, 1)$, MDS scheme cannot recover the full gradient; however, UC-MMC can recover the full gradient for four \mathbf{S} vectors; $\mathbf{S} = [2, 0, 1, 1]$, $\mathbf{S} = [1, 2, 0, 1]$, $\mathbf{S} = [1, 1, 2, 0]$ and $\mathbf{S} = [0, 1, 1, 2]$, hence $n_u(\mathbf{N}) = 4$. Finally, in CCPR scheme, there are in total 8 successful \mathbf{S} vectors; $[2, 1, 0, 1]$, $[2, 1, 1, 0]$, $[1, 2, 0, 1]$, $[0, 2, 1, 1]$, $[1, 0, 2, 1]$, $[1, 1, 2, 0]$, $[0, 1, 1, 2]$ and $[1, 0, 1, 2]$.

Cumulative computation type	MCC $n_m(i)$	UC-MM $n_u(i)$	CCPR $n_c(i)$
$\mathbf{N}_1 : N_2 = 4, N_1 = 0, N_0 = 0$	1	1	1
$\mathbf{N}_2 : N_2 = 3, N_1 = 1, N_0 = 0$	4	4	4
$\mathbf{N}_3 : N_2 = 3, N_1 = 0, N_0 = 1$	4	4	4
$\mathbf{N}_4 : N_2 = 2, N_1 = 2, N_0 = 0$	6	6	6
$\mathbf{N}_5 : N_2 = 2, N_1 = 1, N_0 = 1$	12	12	12
$\mathbf{N}_6 : N_2 = 2, N_1 = 0, N_0 = 2$	6	6	6
$\mathbf{N}_7 : N_2 = 1, N_1 = 3, N_0 = 0$	0	4	4
$\mathbf{N}_8 : N_2 = 1, N_1 = 2, N_0 = 1$	0	12	12
$\mathbf{N}_9 : N_2 = 1, N_1 = 1, N_0 = 2$	0	8	8
$\mathbf{N}_{10} : N_2 = 0, N_1 = 4, N_0 = 0$	0	1	1
$\mathbf{N}_{11} : N_2 = 0, N_1 = 3, N_0 = 1$	0	4	4

TABLE II: Number of successful score vectors for each cumulative computation type that can result in the recovery of at least 3 out of 4 computations with $K = 4$ and $r = 2$.

These values are listed in Table I for the cumulative computation types with at least one successful score vector for one of the schemes. Particularly striking are the last three rows that correspond to cases with very few computations completed, i.e., when at most one worker completes all its assigned tasks. In these cases, CCPR is much more likely to recover $\mathbf{W}\theta$; and hence, the computation deadline can be reduced significantly. For a more explicit comparison of the completion time statistics, we can analyze the probability of each type under a specific computation time statistics. Then, the probability of cumulative computation type $\mathbf{N} = (N_r, \dots, N_0)$ at time t is given by

$$\Pr(\mathbf{N}(t) = \mathbf{N}) = \prod_{s=0}^r P_s(t)^{N_s}, \quad (5)$$

where $P_s(t)$ is the probability of completing exactly s computations by time t . Let T denote the recovery time of the desired computation. Accordingly, for any of the schemes, we can write $\Pr(T < t) = \sum_{i=1}^9 n_a(\mathbf{N}_i) \cdot \Pr(\mathbf{N}(t) = \mathbf{N}_i)$, $a \in \{m, u, c\}$, where the types \mathbf{N}_i and corresponding $n_a(\mathbf{N}_i)$, $i = 1, \dots, 9$, are listed in Table I. It is now clear that CCPR has the highest $\Pr(T < t)$ for any t ; and hence, the minimum average completion time $E[T]$. In the next subsection, we will highlight the partial recovery property of CCPR.

C. Partial computation performance

Now, we compare the three schemes when we reduce the tolerance level, and aim at recovering only a portion of the computation results. In particular, for the above example, we will deem a scheme successful if it recovers at least 3 out of 4 values, $\{\mathbf{W}_1\theta, \dots, \mathbf{W}_4\theta\}$, corresponding to a tolerance of 25%. For each cumulative computation type the number of successful score vectors are listed in Table II. We can see that UC-MMC and CCPR have the same average completion time statistics. Hence, CCPR can provide a lower average per-iteration completion time for accurate computation compared to UC-MMC, while achieving the same performance when partial computation is allowed.

III. DESIGN PRINCIPLES OF CCPR

For the encoding of the assigned computations we use a similar strategy to *rateless codes*, particularly to LT codes [45]. We first briefly explain the LT code structure, and highlight the required modification for our problem setup.

Consider a sequence of symbols $\overline{\mathbf{W}} = \{\mathbf{W}_1, \dots, \mathbf{W}_K\}$ (in our setup these correspond to submatrices \mathbf{W}_i) to be transmitted over an erasure channel which correspond to stragglers in our model. The codewords (coded computations in our model) are formed as linear combinations of $\mathbf{W}_1, \dots, \mathbf{W}_K$, and the goal is to correctly recover the original sequence from only a random subset of the coded symbols. In the encoding phase, a coded symbol is formed by choosing d elements randomly from $\overline{\mathbf{W}}$ and summing them, where d , which simply defines the degree of the symbol, comes from a distribution $P(d)$. In the decoding part, each coded symbol is decomposed by using the recovered symbols, that is if a coded symbol contains a previously recovered symbol then it is subtracted from the coded symbol to obtain a new coded symbol with a smaller degree. Overall the objective is to recover all K symbols from $K(1 + \epsilon)$ coded symbols with as small an ϵ as possible which reflects the overhead.

We remark that coded symbols with smaller degrees can be decomposed faster; however, having many coded symbols with smaller degrees increases the probability of linear dependence among codewords. Hence, the degree distribution plays an important role in the performance of LT codes. It has been shown that for a carefully chosen $P(d)$, ϵ goes to zero as $K \rightarrow \infty$. LT codes have the following drawbacks when employed in distributed computation.

First, the LT codes are designed under the assumption of receiving a large number of coded symbols; however, in a distributed computation scenario the number of symbols is typically limited since each symbol corresponds to a message transmitted to the PS over the network, and increasing the number of messages may lead to congestion and communication delays at some point. On the other hand, for small K the overhead ϵ might be high.

Second, the degree distribution of LT codes, $P(d)$, is designed for the correct recovery of the original sequence $\overline{\mathbf{W}}$. However, in our partial coded computation scenario we want to provide a certain flexibility by allowing the recovery of only $(1 - q)K$

symbols, for some predefined tolerance q . Although the partial recovery of the rateless codes has been studied in the literature [46], we note that partial recovery for coded computation requires a tailored approach since the computational tasks, each of which corresponding to a distinct coded symbol, are executed sequentially; thus, the corresponding erasure probabilities due to straggling behavior of workers, are neither identical nor independent. Therefore, the coded symbols must be designed taking into account their execution orders to prevent overlaps and to minimize the average completion time.

Hence, the main idea behind the CCPR scheme is to utilize the LT code structure in a more systematic way such that the degree of the each coded computation task is chosen carefully based on its computation order and with aim of partial recovery.

A. Computation order and degree limitation

We want to re-emphasize that, coded computation tasks with lower degrees can be recovered faster but as the number of computations received at the PS increases lower degree computations become less and less informative. Therefore, we want initial computations to be easily recoverable while those completed later to be more informative. Hence, we introduce the following design criteria; (i) for the first row of the computation assignment matrix, we consider uncoded computations, (ii) for a particular worker and computation orders $i, j < r$, the degree of the computation at order i can not be higher than that of the one at order j .

B. Uniformity imposed encoding

As highlighted before, coded messages with lower degrees may result in duplicate recoveries, wasting the computation resources. To this end, under the specified degree limitation, the main design issue is how to form the coded computations to prevent duplicate messages as much as possible. Accordingly, the challenge is to distribute submatrices $\mathbf{W}_1, \dots, \mathbf{W}_K$ among the coded computation tasks in a uniform fashion.

1) *Order-wise uniformity*: By order-wise uniformity, we impose a constraint on the code construction such that computations with the same order must have the same degree, and among the computations at the same order, each submatrix \mathbf{W}_k must appear in exactly the same number of computations. Formally speaking, let

$$\widetilde{\mathcal{W}}_k^j \triangleq \left\{ \widetilde{\mathbf{W}}_{i,j} : \alpha_{j,k}^i \neq 0, i \in [K], k \in [K] \right\} \quad (6)$$

be the set of coded computations at order $j \in [r]$ containing submatrix \mathbf{W}_k . Then, the order-wise uniformity constraint imposes

$$|\widetilde{\mathcal{W}}_k^j| = d_j, \forall j \in [r], k \in [K], \quad (7)$$

for some d_j .

2) *Worker-wise uniformity*: Worker-wise uniformity imposes a constraint on the coded computations assigned to each worker, such that the coded computations do not contain any common submatrices. Formally speaking, for any worker $i \in [K]$, if $\alpha_{j,k}^i \neq 0$, for some $j \in [r]$ and $k \in [K]$, then $\alpha_{l,k}^i = 0, \forall l \in [r] \setminus \{j\}$.

Next, we introduce an encoding structure which ensures both order-wise and worker-wise uniformity.

IV. RANDOMLY CIRCULAR SHIFTED (RCS) CODE DESIGN

Algorithm 1 RCS coded computation

- 1: **Data assignment phase:**
 - 2: $L = \sum_{i=1}^m \mathbf{m}(i)$
 - 3: Choose random subset $\mathcal{I} \subset [K], |\mathcal{I}| = L$
 - 4: **for** row index $i = 1, 2, \dots, L$ **do**
 - 5: Randomly choose $j \in \mathcal{I}$
 - 6: Update $\mathcal{I}: \mathcal{I} \leftarrow \mathcal{I} \setminus \{j\}$
 - 7: $\mathbf{A}(i, :) = \text{circshift}(\overline{\mathbf{W}}, j - 1)$
 - 8: **Data encoding phase:**
 - 9: **for** worker $k = 1, 2, \dots, K$ **do**
 - 10: **for** message $j = 1, \dots, r$ **do**
 - 11: Starting row index: $l_s = \sum_{i=1}^{j-1} d_i + 1$
 - 12: Ending row index: $l_e = \sum_{i=1}^j d_i$
 - 13: $\widetilde{\mathbf{W}}_{i,j} = \sum_{l=l_s}^{l_e} \mathbf{A}(l, i)$
-

In this section, we introduce the randomly circular shifted (RCS) code design for coded distributed computation, which consists of two steps; namely data assignment and code construction. Before explaining these steps in detail, we first define the degree vector \mathbf{d} of length r , where its i th entry d_i denotes the degree of the coded computations assigned to workers in

$$\mathbf{A}_{RCS} = \begin{bmatrix} \mathbf{W}_1 & \mathbf{W}_2 & \mathbf{W}_3 & \dots & \mathbf{W}_{20} \\ \mathbf{W}_4 & \mathbf{W}_5 & \mathbf{W}_6 & \dots & \mathbf{W}_3 \\ \mathbf{W}_{11} & \mathbf{W}_{12} & \mathbf{W}_{13} & \dots & \mathbf{W}_{10} \\ \mathbf{W}_{15} & \mathbf{W}_{16} & \mathbf{W}_{17} & \dots & \mathbf{W}_{14} \\ \mathbf{W}_6 & \mathbf{W}_7 & \mathbf{W}_8 & \dots & \mathbf{W}_5 \\ \mathbf{W}_{18} & \mathbf{W}_{19} & \mathbf{W}_{20} & \dots & \mathbf{W}_{17} \end{bmatrix}$$

Fig. 2: Assignment matrix for $K = 20$ and $\mathcal{I} = \{1, 4, 11, 15, 6, 18\}$

$$\begin{bmatrix} \mathbf{W}_1 \\ \mathbf{W}_4 \\ \mathbf{W}_{11} \\ \mathbf{W}_{15} \\ \mathbf{W}_6 \\ \mathbf{W}_{18} \end{bmatrix} \rightarrow \mathbf{C}_1 = \begin{bmatrix} \widetilde{\mathbf{W}}_{1,1} \\ \widetilde{\mathbf{W}}_{1,2} \\ \widetilde{\mathbf{W}}_{1,3} \end{bmatrix} = \begin{bmatrix} \mathbf{W}_1 \\ \mathbf{W}_4 + \mathbf{W}_{11} \\ \mathbf{W}_{15} + \mathbf{W}_6 + \mathbf{W}_{18} \end{bmatrix}$$

Fig. 3: Illustration of the encoding phase for the first worker and the corresponding first column of the computation assignment matrix, \mathbf{C}_1 .

order i , $1 \leq i \leq r$. Based on the aforementioned design criteria we set $d_1 = 1$ and, for any $i < j$, we have $d_i \leq d_j$. Once the degree vector \mathbf{d} is fixed, the two phases of RCS code design can be implemented.

In the first phase, an assignment matrix is formed by using random circular shifts on the vector of submatrices $\overline{\mathbf{W}} = [\mathbf{W}_1, \dots, \mathbf{W}_K]$. At the beginning of the first phase, an index set $\mathcal{I} \subset [K]$ of size $L = \sum_{i=1}^r d_i$ is randomly chosen. Then using the elements of \mathcal{I} as a parameter of the circular shift operator on vector $\overline{\mathbf{W}}$, an assignment matrix \mathbf{A}_{RCS} is formed following Algorithm 1 (line 5-8). Let us illustrate this on a simple example. Consider $K = 20$ workers and $\mathcal{I} = \{1, 4, 11, 15, 6, 18\}$. Then, for the i th row of the \mathbf{A}_{RCS} a $j \in \mathcal{I}$ is chosen randomly and discarded from \mathcal{I} , while $\overline{\mathbf{W}}$ is circularly shifted by $j - 1$. For sake of simplicity, we assume that elements of \mathcal{I} are chosen with the given order 1, 4, 11, 15, 6, 18, and the corresponding assignment matrix is illustrated in Fig. 2. Once the assignment matrix is fixed, codewords can be generated based on the degree vector \mathbf{d} for each column independently and identically. The colors in the assignment matrix in Fig. 2 represent the submatrices that will form the same coded computation. The code generation for the first user, using the submatrices on the first column of the assignment matrix, is illustrated in Fig. 3.

We note that each coded message corresponds to a linear equation, and in the decoding phase any approach for solving a set of linear equations can be utilized, e.g., we can form a matrix with the coefficients of the coded messages, $\alpha_{j,k}^i$, that is, each coded message is represented by a binary row vector, and obtain the *reduced row echelon* form. Similar to LT codes, we consider a low complexity decoding framework that decomposes the codewords successively by using only recovered symbols. From the construction the maximum number of decomposition required for decoding is $K \times \tilde{L}$ where $\tilde{L} = \sum_{i=1}^r d_i - 1$, hence the complexity of the decoding phase is $O(K\tilde{L})$.

V. EXTENSION TO CODED COMMUNICATION SCENARIO

Above, we have mainly focused on coded computation in the context of a linear regression problem, where the main computation task boils down to distributed matrix-vector multiplication. In a more general distributed computation problem, in which the computations cannot be expressed as a linear transform of the dataset, we cannot employ a similar coded computation technique. However, if the overall computation task can be written as the summation of smaller partial computation tasks, then, the redundancy can be achieved by assigning each of these partial computations to multiple workers. Communication load of such an implementation can be reduced by coded communication, where each worker sends to PS linear combinations of its partial computations. The gradient coding (GC) scheme, introduced in [8], considers gradient estimates on subsets of a dataset as partial computations, and achieves redundancy by replicating parts of the dataset at multiple workers. This approach has been extended in various directions to improve the performance [9]–[14]

Let $\mathcal{G} = \{\mathbf{g}_1, \dots, \mathbf{g}_K\}$ be the results corresponding to K partial computations, and the goal is to recover their sum at PS. In the GC scheme with computation load r , r partial computations, denoted by \mathcal{G}_k , are assigned to worker k . Each worker, after completing r partial computations, sends a linear combination of its results to the PS

$$\mathbf{c}_k \triangleq \mathcal{L}_k(\mathbf{g}_i : \mathbf{g}_i \in \mathcal{G}_k). \quad (8)$$

We refer to the linear combinations $\mathbf{c}_1, \dots, \mathbf{c}_K$ as *coded partial computations*. The PS waits until it receives sufficiently many coded partial gradients to recover the full gradient. It is shown in [8] that, for any set of non-straggler workers $\tilde{\mathcal{K}} \subseteq [K]$ with

$$\mathbf{A}_{RCS} = \begin{bmatrix} \mathbf{g}_1 & \mathbf{g}_2 & \mathbf{g}_3 & \cdots & \mathbf{g}_{20} \\ \mathbf{g}_4 & \mathbf{g}_5 & \mathbf{g}_6 & \cdots & \mathbf{g}_3 \\ \mathbf{g}_{11} & \mathbf{g}_{12} & \mathbf{g}_{13} & \cdots & \mathbf{g}_{10} \\ \mathbf{g}_{15} & \mathbf{g}_{16} & \mathbf{g}_{17} & \cdots & \mathbf{g}_{14} \\ \mathbf{g}_6 & \mathbf{g}_7 & \mathbf{g}_8 & \cdots & \mathbf{g}_5 \\ \mathbf{g}_{18} & \mathbf{g}_{19} & \mathbf{g}_{20} & \cdots & \mathbf{g}_{17} \end{bmatrix}.$$

Fig. 4: Assignment matrix for $K = 20$ and $\mathcal{I} = \{1, 4, 11, 15, 6, 18\}$

$$\begin{bmatrix} \mathbf{g}_1 \\ \mathbf{g}_4 \\ \mathbf{g}_{11} \\ \mathbf{g}_{15} \\ \mathbf{g}_6 \\ \mathbf{g}_{18} \end{bmatrix} \rightarrow \begin{bmatrix} \mathbf{g}_{1,1} \\ \mathbf{g}_{1,2} \\ \mathbf{g}_{1,3} \end{bmatrix} = \begin{bmatrix} \mathbf{g}_1 \\ \mathbf{g}_4 + \mathbf{g}_{11} \\ \mathbf{g}_{15} + \mathbf{g}_6 + \mathbf{g}_{18} \end{bmatrix}.$$

Fig. 5: Illustration of the encoding phase at the first worker for coded communication with the computation assignment matrix in Fig. 4 and a degree vector $\mathbf{d} = [1, 2, 3]$.

$|\tilde{\mathcal{K}}| = K - r + 1$, there exists a set of coefficients $\mathcal{A}_{\tilde{\mathcal{K}}} = \{a_k : k \in \tilde{\mathcal{K}}\}$ such that

$$\sum_{k \in \tilde{\mathcal{K}}} a_k c_k^{(t)} = \sum_{k=1}^K g_k^{(t)}. \quad (9)$$

The GC scheme is designed for exact recovery of the summation, and limits the number of messages per worker to one. The MMC variation of GC is studied before in [11], [13]. Here, we will show that the RCS code proposed for matrix-vector multiplication can also be used for partial recovery in coded communication with a small variation in the encoding phase.

We will illustrate RCS coded communication on an example. Consider the previous example with $K = 20$ workers. As before, an $L \times K$ computation assignment is formed to assign partial computations to workers with a certain computation order as illustrated in Fig. 4. In the coded communication scenario encoding takes place after the computation, therefore the computation load of the computation assignment matrix in Fig. 4 is $r = L = 6$, whereas the same matrix would have a computation load of $r = 3$ in the coded computation scenario. Again, once the assignment matrix is formed, coded messages for each worker are constructed according to the given degree vector \mathbf{d} and based on the assignment matrix \mathbf{A}_{RCS} as illustrated in Fig. 5. Note that, similarly to the coded communication scenario RCS code allows recovery of only a subset of the partial computations, and can compute an approximation to the required summation. Note, however, that, while in coded computation missing results correspond to entries of the vector we would like to compute, here the missing results will impact every entry of the desired computation as we will be missing some of the the partial computations. We want to remark that, concurrently to our work, GC scheme with particular focus on the trade-off between computation accuracy and time has been studied in [14], [40]–[42], [47].

$$\mathbf{A}_{RCS} = \begin{bmatrix} \mathbf{W}_5 & \mathbf{W}_6 & \mathbf{W}_7 & \mathbf{W}_8 \\ \mathbf{W}_1 & \mathbf{W}_2 & \mathbf{W}_3 & \mathbf{W}_4 \\ \mathbf{W}_3 & \mathbf{W}_4 & \mathbf{W}_1 & \mathbf{W}_2 \\ \mathbf{W}_8 & \mathbf{W}_5 & \mathbf{W}_6 & \mathbf{W}_7 \\ \mathbf{W}_7 & \mathbf{W}_8 & \mathbf{W}_5 & \mathbf{W}_6 \end{bmatrix}$$

Fig. 6: \mathbf{A}_{RCS} based on $\mathbf{z} = [2, 1, 1, 2, 2]$, and random samples $\{1, 3\} \in \mathcal{I}_1$, $\{1, 4, 3\} \in \mathcal{I}_2$

$$\mathbf{C}_{RCS} = \begin{bmatrix} \mathbf{W}_5 & \mathbf{W}_6 & \mathbf{W}_7 & \mathbf{W}_8 \\ \mathbf{W}_1 & \mathbf{W}_2 & \mathbf{W}_3 & \mathbf{W}_4 \\ \mathbf{W}_3 + \mathbf{W}_8 + \mathbf{W}_7 & \mathbf{W}_4 + \mathbf{W}_5 + \mathbf{W}_8 & \mathbf{W}_1 + \mathbf{W}_6 + \mathbf{W}_5 & \mathbf{W}_2 + \mathbf{W}_7 + \mathbf{W}_6 \end{bmatrix}.$$

Fig. 7: \mathbf{C}_{RCS} based on \mathbf{A}_{RCS} and $\mathbf{d} = [1, 1, 3]$

VI. GENERALIZED RCS CODES

In the introduced RCS code structure, the main computation task is divided into K equal sub-tasks. However, if the variation on the computational speed of the workers is small, it might be better to divide them into even smaller tasks in order to better utilize the computational resources

Here, we present generalized RCS codes that allow adjusting the sizes of individual computation tasks. In generalized RCS codes, the encoding part remains the same as before, but the construction of the \mathbf{A}_{RCS} matrix is as follows. First, \mathbf{W} is divided into KN disjoint submatrices, i.e., $\mathbf{W}_1, \dots, \mathbf{W}_{KN}$, which are then divided into N groups $\overline{\mathbf{W}}^{(1)}, \dots, \overline{\mathbf{W}}^{(N)}$, each containing K submatrices, i.e., $\overline{\mathbf{W}}^{(i)} = [\mathbf{W}_{(i-1)K+1}, \dots, \mathbf{W}_{iK}]$. Before the construction of \mathbf{A}_{RCS} matrix, we will define a vector \mathbf{z} which will be useful.

Let \mathbf{z} is a $L = \sum_{i=1}^m \mathbf{m}(i)$ dimensional vector where each entry is from the set $[N]$. Construction of \mathbf{A}_{RCS} is executed row by row such that for the i th row, we first check $z(i)$ and accordingly use the submatrices in group $\overline{\mathbf{W}}^{(z(i))}$. Once we decide on the group of submatrices $\overline{\mathbf{W}}^{(z(i))}$, we randomly sample an element j from set $\in \mathcal{I}_{z(i)}$ and circularly shift the $\overline{\mathbf{W}}^{(z(i))}$ with $j - 1$ before assigning it as the i th row of \mathbf{A}_{RCS} . We remark that, initially, $\mathcal{I}_i = [K], \forall i \in [N]$, and after the circularshift operation based on sampled j we remove the j from the corresponding set \mathcal{I}_i to prevent repetition among the rows. The detailed procedure is illustrated in Algorithm 2. We present a simple example for $K = 4$ and $N = 2$ to clarify the overall procedure. Let $\mathcal{I}_1 = \{1, 3\}$, $\mathcal{I}_2 = \{1, 4, 3\}$, and $\mathbf{z} = [2, 1, 1, 2, 2]$, and the construction procedure of \mathbf{A}_{RCS} is illustrated in Fig. 6. The computation assignment matrix \mathbf{C}_{RCS} is given for $\mathbf{d} = [1, 1, 3]$ in Fig. 7. As in the previous example illustrated in Fig. 3, each user is allowed to send at most 3 messages, but now the computation load is $r = 3/2$ instead of 3 as each of the computations is half the size of those in the previous example. If the computation speeds of the workers are more likely to be similar, it will be better to divide the main computation task into smaller subtasks to utilize the available computation resources better. Here, we remark that the first row of \mathbf{C}_{RCS} is from $\overline{\mathbf{W}}^{(2)}$ while the second row is from $\overline{\mathbf{W}}^{(1)}$. Hence, considering only the first two assigned computations, the recovery probability of $\mathbf{W}_i \theta$ is higher for $\mathbf{W}_i \in \overline{\mathbf{W}}^{(2)}$, compared to $\mathbf{W}_i \in \overline{\mathbf{W}}^{(1)}$. Therefore, the third row is generated using two submatrices from $\overline{\mathbf{W}}^{(2)}$ and one submatrix from $\overline{\mathbf{W}}^{(1)}$. Consequently, by playing with $\mathbf{d} = [1, 1, 3]$ and $\mathbf{z} = [2, 1, 1, 2, 2]$ different operating points in terms of the computation speed and accuracy can be achieved.

Algorithm 2 Generalized RCS coded computation

- 1: **Data assignment phase:**
 - 2: $L = \sum_{i=1}^m \mathbf{m}(i)$
 - 3: **for** $j = 1 : N$ **do**
 - 4: $\mathcal{I}_j = [K]$
 - 5: **for** row index $i = 1, 2, \dots, L$ **do**
 - 6: Randomly choose $j \in \mathcal{I}_{z(i)}$
 - 7: Update $\mathcal{I}_{z(i)}$: $\mathcal{I}_{z(i)} \leftarrow \mathcal{I}_{z(i)} \setminus \{j\}$
 - 8: $\mathbf{A}(i, :) = \text{circshift}(\overline{\mathbf{W}}^{(z(i))}, j - 1)$
 - 9: **Data encoding phase:**
 - 10: **for** worker $k = 1, 2, \dots, K$ **do**
 - 11: **for** message $j = 1, \dots, r$ **do**
 - 12: Starting row index: $l_s = \sum_{i=1}^{j-1} d_i + 1$
 - 13: Ending row index: $l_e = \sum_{i=1}^j d_i$
 - 14: $\overline{\mathbf{W}}_{k,j} = \sum_{l=l_s}^{l_e} \mathbf{A}(l, k)$
-

VII. NUMERICAL RESULTS AND DISCUSSIONS

For the numerical analysis, we will first analyze the convergence performance of the partial recovery strategy for coded computation with RCS codes under different tolerance requirements, then we will compare the *average per-iteration completion time* of the RCS code with UC-MMC and MDS coded computation (MCC) schemes, and, finally we will extend our analysis to coded communication. The code used to obtain the simulation results can be accessed at [48].

A. Simulation setup

For the statistics of the computation speeds of the workers, we adopt the model in [15], where the probability of completing exactly s computations by time t , $P_s(t)$, is given by

$$P_s(t) = \begin{cases} 0, & \text{if } t < s\alpha, \\ 1 - e^{-\mu(\frac{t}{s} - \alpha)}, & s\alpha \leq t < (s+1)\alpha, \\ e^{-\mu(\frac{t}{s+1} - \alpha)} - e^{-\mu(\frac{t}{s} - \alpha)} & (s+1)\alpha < t, \end{cases} \quad (10)$$

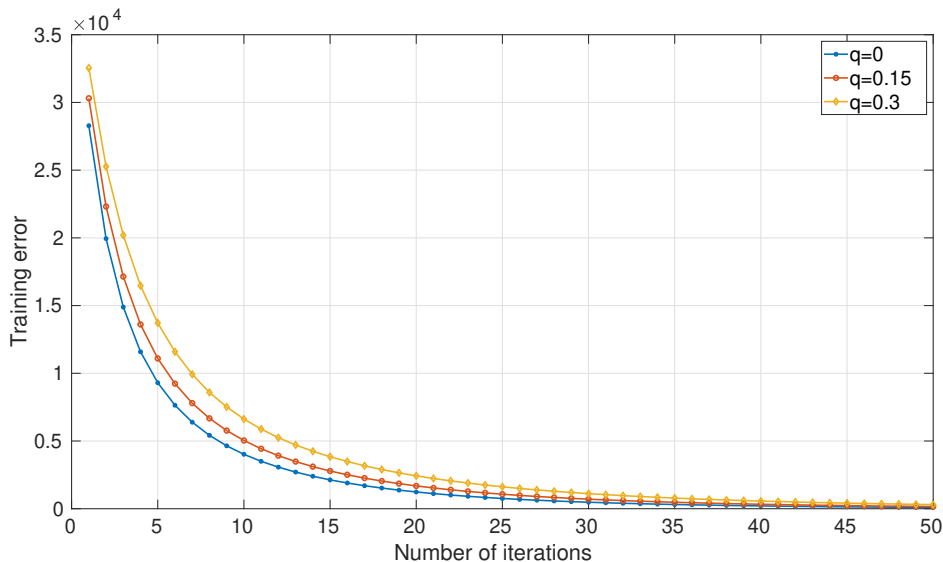


Fig. 8: Training error over $T = 50$ iterations, for a model size of $d = 800$, and tolerance level of $q = 0, 0.15, 0.3$, respectively.

Computation strategy / tolerance	RCS			UC-MMC			MCC
	$q = 0.0$	$q = 0.15$	$q = 0.3$	$q = 0$	$q = 0.15$	$q = 0.3$	
Average iteration time	0.1475	0.0936	0.0776	0.2424	0.1170	0.0799	0.1572
Number of received messages	60.93	42.38	35.03	81.29	51.16	36.70	14

TABLE III: Comparison of the proposed RCS scheme with UC-MMC and MCC schemes for the computational load $r = 3$

where α is the minimum required time to finish a computation task, and μ is the average number of computations completed in unit time. For the simulations, we consider a linear regression problem over synthetically created training dataset, according to normal mixture distribution as in [18], consisting of size of 2000 samples. In the generation of synthetic data, we first create the true parameter model θ^* randomly sampling each entry from the interval $[0, 1]$ according to uniform distribution. Once we have the θ^* , we construct two mean vectors $\mu_1 = \frac{1.5}{d}\theta^*$ and $\mu_2 = \frac{-1.5}{d}\theta^*$, where these mean vectors are later used in the normal mixture distribution $\frac{1}{2}\mathcal{N}(\mu_1, \mathbf{I}) + \frac{1}{2}\mathcal{N}(\mu_2, \mathbf{I})$ to generate the each row of dataset \mathbf{X} .

We assume that there are $K = 40$ homogeneous workers, and set $\mu = 10$ and $\alpha = 0.01$ for the statistics of their computation speeds in (10). For RCS coded computation we choose the degree vector $\mathbf{d} = [1, 2, 3]$, which corresponds to computation load of $r = 3$, and we execute Algorithm 1 accordingly. In all the simulations, we set the learning rate to $\lambda = 0.1$.

B. Simulation Results

We first consider a model size of $d = 800$, and evaluate the training error over $T = 50$ iterations¹ for tolerance level of $q = 0$ (which corresponds to full recovery), $q = 0.15$, and $q = 0.3$. One can observe in Fig. 8 that, although the convergence speed reduces with increasing tolerance level at each iteration, partial recovery does not harm the convergence behaviour, much especially if the tolerance level is moderate, e.g., $q = 0.15$. We then repeat the same experiments for a model size of $d = 400$, which demonstrates similar trends as seen in Fig. 9.

What we want to see next is how much reduction in per-iteration time can be achieved by the partial recovery scheme.

Hence, we present the per-iteration time of three different schemes, namely RCS, UC-MMC and MCC, for computational load $r = 3$. For RCS, we use the order vector $\mathbf{m} = [1, 2, 4]$, for UC-MMC we use cyclic shifted assignment as in [19], and finally, for MCC we use $(\lceil K/r \rceil, K) = (14, 40)$ MDS code.

We compare the three schemes in terms of two performance metrics: *average completion time* and *number of received messages*, which demonstrate how fast an iteration will be completed, and the induced communication load, respectively. From Table III, one can observe that for full recovery, i.e., $q = 0$, RCS outperforms both UC-MMC and MCC schemes. We also observe that by allowing partial recovery it is possible to achieve approximately 40% to 50% reduction in the per iteration completion time with $q = 0.15$ and $q = 0.30$, respectively. Here, we note that the partial recovery approach can be also employed with UC-MMC; however, as demonstrated in Table III, RCS outperforms UC-MMC for all given tolerance values. Besides, with RCS PS completes an iteration with less number of received messages, which means that compared to UC-MMC, RCS induces less communication load and congestion. For instance, for $q = 0$ UC-MMC requires, on average, 28% more

¹ For the convergence plot, we take average over 100 independent simulations.

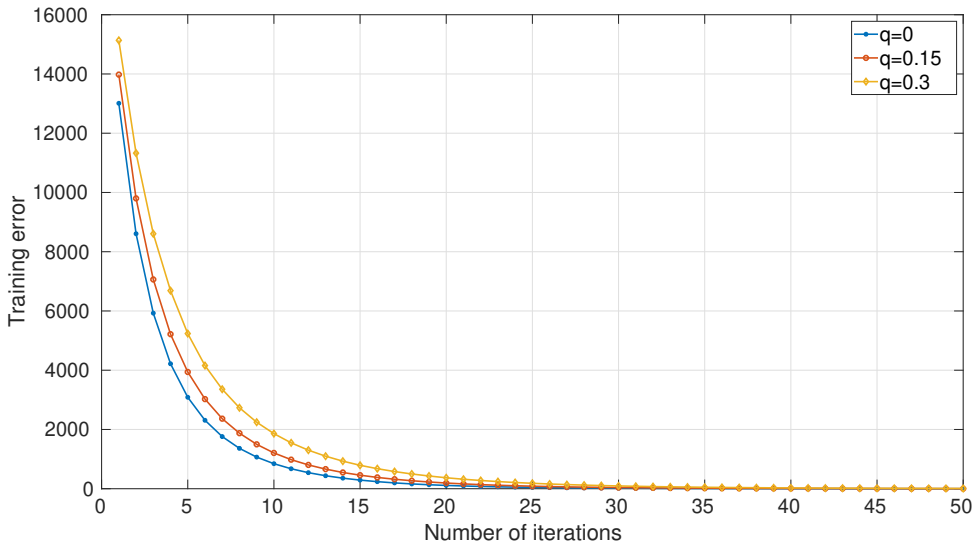


Fig. 9: Training error over $T = 50$ iterations, for a model size of $d = 400$, and tolerance level of $q = 0, 0.15, 0.3$, respectively

Computation strategy / tolerance rate	RCS			UC-MMC			GC
	$q = 0.0$	$q = 0.15$	$q = 0.3$	$q = 0$	$q = 0.15$	$q = 0.3$	
Average iteration time	0.2219	0.1231	0.0940	0.1874	0.0986	0.0736	1.2575
Number of received messages	62.56	41.55	32.37	99.63	55.06	38.30	35

TABLE IV: Comparison of the proposed RCS scheme with UC-MMC and GC schemes for the computational load $r = 6$

messages to complete an iteration compared to the proposed RCS scheme, which is shown to be a critical factor affecting the performance of real implementations [43]. We note that MCC requires the minimum number of messages to complete an iteration. Hence, for $q = 0$ MCC can be a better alternative; nevertheless, another advantage of RCS compared to MCC is that the decoding process can be executed in parallel to computations so that the additional latency due to decoding is minimized. Finally, based on the simulation results, we can conclude that the RCS scheme operates most efficiently when partial recovery is aimed with a low tolerance level, e.g., $q = 0.15$, since in this regime we can see the advantage of both using coded computation and partial recovery. To clarify this point, we observe that increasing the tolerance level to $q = 0.3$ makes considerable impact on the training accuracy, but the reduction on the average per-iteration computation time is relatively small. Besides, as q increases the performance of the UC-MMC scheme gets closer to that of RCS.

We also conduct an experiment for the generalized RCS code with $N = 2$. For the simulation we choose $d = [1, 1, 4, 8]$ so that 4 coded computations are assigned to each worker in total and the complexity of the each computation is half of the original RCS schemes, hence $r = 2$. The coded computations contain one submatrix from the first group, one submatrix from the second group, 3 submatrices from each group and 5 submatrices from each group, respectively². For the given code structure we measure the average iteration time as 0.121, 0.087 and 0.75 for $q = 0, 0.15, 0.3$, respectively. One can observe from the results that by using smaller tasks both computation time and the computation load can be reduced. However, on the other hand use of smaller subtasks may increase the number of messages, for instance, given simulation setup the average number of received messages at the PS are 98, 80 and 70 for $q = 0, 0.15, 0.3$, respectively.

Although the RCS code is initially designed for coded computation, as explained in Section V, can be implemented for coded communication as well. Therefore, we repeat our experiments to compare the performances of RCS, UC-MMC and GC for a computational load of $r = 6$. For the RCS we now use the degree vector $\mathbf{d} = [1, 2, 3]$. The simulation results are presented in Table IV. We observe that in terms of the average per-iteration completion time UC-MMC and RCS both outperform GC, with UC-MMC typically achieving the lowest computation time. In terms of the communication load, UC-MMC has the worst performance. Hence, the key advantage of RCS in the coded communication scenario is a better balance between the computation and communication latencies. At this point, we also want to highlight that UC-MMC can be considered as a special case of RCS, where the degrees of the all message are one. Overall, one can play with the degree vector to achieve different points on the trade-off between the communication and computation latencies.

²Corresponding vector $\mathbf{z} = [1, 2, 1, 1, 2, 2, 1, 1, 1, 1, 2, 2, 2, 2]$.

C. Discussions

We have proposed a new code construction framework for straggler-aware coded computation/communication schemes, which provides the flexibility to trade-off the accuracy of computation with the computation latency and the communication load. While we have provided a specific code construction, several improvements and/or adaptations of this design are possible. Below, we briefly discuss some of the possible future extensions.

1) *Double threshold scheme*: One of the possible extensions is to use two thresholds to decide when to terminate an iteration. The reason behind the use of two thresholds strategy is that partial recovery strategy is efficient when the sacrifice from the computation accuracy provides a noticeable reduction in the latency. However, if all the workers are sufficiently fast, then partial recovery may not bring noticeable reduction in the latency but lose accuracy. To this end, after sending the latest model vector θ_t , the PS starts keeping time and collects messages from workers for a given fixed duration. Once the duration is completed, PS checks whether the requirement due to tolerance level is satisfied or not and if it is not satisfied then continues to receive messages from workers until it is satisfied.

2) *Adaptive tolerance* : In the case of iterative training of machine learning models, it is known that the update accuracy has different impacts on the convergence at different phases of the training process. Hence, the tolerance can be adjusted over time to obtain a better overall convergence result.

3) *Memory enhanced updates*: Again, when partial computations are used in the context of iterative optimization or training, the PS can benefit from the computations recovered in the previous iterations. In our simulations, at each iteration we use only the computations recovered in that iteration. Instead, it can utilize the results from previous iterations to compensate for the missing computation results in the current iteration, similar to the *momentum SGD* framework.

VIII. CONCLUSIONS

In this paper, we have introduced the CCPR approach, and a particular code structure, called RCS, in order to provide an additional flexibility in seeking a balance between the per-iteration completion time, the computation accuracy, and the communication load in distributed computing. In particular, for a matrix-vector multiplication task, the RCS code can adaptively recover a portion of the element of the resultant vector. The proposed code construction is built upon the LT code structure, but requires additional optimization of the underlying degree distribution due to the correlation among the erasures of symbols in the code. We have also shown that the RCS code can also provide a similar flexibility in distributed computation of any arbitrary computation task that can be written as the summation of multiple partial computations. We have applied the proposed RCS code to iterative SGD in a linear regression problem. By conducting experiments using different tolerance values we showed that the RCS code can help to reduce the per-iteration completion time for a reasonable reduction in the update accuracy, which can be tolerated due to the iterative nature of the algorithm. We also showed that, compared to UC-MMC, which can also employ partial recovery, RCS requires, on average, less number of messages to complete an iteration, which means lower communication load.

REFERENCES

- [1] S. Li, S. M. M. Kalan, A. S. Avestimehr, and M. Soltanolkotabi, "Near-optimal straggler mitigation for distributed gradient methods," in *2018 IEEE International Parallel and Distributed Processing Symposium Workshops (IPDPSW)*, May 2018, pp. 857–866.
- [2] N. Ferdinand and S. C. Draper, "Anytime stochastic gradient descent: A time to hear from all the workers," in *2018 56th Annual Allerton Conference on Communication, Control, and Computing (Allerton)*, Oct 2018, pp. 552–559.
- [3] M. Mohammadi Amiri and D. Gndz, "Computation scheduling for distributed machine learning with straggling workers," *IEEE Transactions on Signal Processing*, vol. 67, no. 24, pp. 6270–6284, Dec 2019.
- [4] A. Behrouzi-Far and E. Soljanin, "On the effect of task-to-worker assignment in distributed computing systems with stragglers," in *2018 56th Annual Allerton Conference on Communication, Control, and Computing (Allerton)*, Oct 2018, pp. 560–566.
- [5] J. Chen, R. Monga, S. Bengio, and R. Józefowicz, "Revisiting distributed synchronous SGD," *CoRR*, vol. abs/1604.00981, 2016. [Online]. Available: <http://arxiv.org/abs/1604.00981>
- [6] M. F. Akta and E. Soljanin, "Straggler mitigation at scale," *IEEE/ACM Transactions on Networking*, vol. 27, no. 6, pp. 2266–2279, 2019.
- [7] D. Wang, G. Joshi, and G. W. Wornell, "Efficient straggler replication in large-scale parallel computing," *ACM Trans. Model. Perform. Eval. Comput. Syst.*, vol. 4, no. 2, pp. 7:1–7:23, Apr. 2019. [Online]. Available: <http://doi.acm.org/10.1145/3310336>
- [8] R. Tandon, Q. Lei, A. G. Dimakis, and N. Karampatziakis, "Gradient coding: Avoiding stragglers in distributed learning," in *Proceedings of the 34th International Conference on Machine Learning*, ser. Proceedings of Machine Learning Research, D. Precup and Y. W. Teh, Eds., vol. 70. International Convention Centre, Sydney, Australia: PMLR, 06–11 Aug 2017, pp. 3368–3376.
- [9] M. Ye and E. Abbe, "Communication-computation efficient gradient coding," in *Proceedings of the 35th International Conference on Machine Learning*, ser. Proceedings of Machine Learning Research, J. Dy and A. Krause, Eds., vol. 80. Stockholmsmssan, Stockholm Sweden: PMLR, 10–15 Jul 2018, pp. 5610–5619.
- [10] W. Halbawi, N. Azizan, F. Salehi, and B. Hassibi, "Improving distributed gradient descent using reed-solomon codes," in *2018 IEEE Int. Symp. on Inf. Theory (ISIT)*, June 2018, pp. 2027–2031.
- [11] E. Ozfatura, D. Gndz, and S. Ulukus, "Gradient coding with clustering and multi-message communication," in *2019 IEEE Data Science Workshop (DSW)*, June 2019, pp. 42–46.
- [12] S. Sasi, V. Lalitha, V. Aggarwal, and B. S. Rajan, "Straggler mitigation with tiered gradient codes," *IEEE Transactions on Communications*, pp. 1–1, 2020.
- [13] L. Tautz and L. Dolecek, "Multi-message gradient coding for utilizing non-persistent stragglers," in *2019 53rd Asilomar Conference on Signals, Systems, and Computers*, 2019, pp. 2154–2159.
- [14] N. Charalambides, M. Pilanci, and A. O. Hero, "Weighted gradient coding with leverage score sampling," in *ICASSP 2020 - 2020 IEEE International Conference on Acoustics, Speech and Signal Processing (ICASSP)*, 2020, pp. 5215–5219.

- [15] K. Lee, M. Lam, R. Pedarsani, D. Papailiopoulos, and K. Ramchandran, "Speeding up distributed machine learning using codes," *IEEE Trans. Inf. Theory*, vol. 64, no. 3, pp. 1514–1529, March 2018.
- [16] N. Ferdinand and S. C. Draper, "Hierarchical coded computation," in *2018 IEEE Int. Symp. Inf. Theory (ISIT)*, June 2018, pp. 1620–1624.
- [17] R. K. Maity, A. Singh Rawa, and A. Mazumdar, "Robust gradient descent via moment encoding and ldpc codes," in *2019 IEEE International Symposium on Information Theory (ISIT)*, July 2019, pp. 2734–2738.
- [18] S. Li, S. M. M. Kalan, Q. Yu, M. Soltanolkotabi, and A. S. Avestimehr, "Polynomially coded regression: Optimal straggler mitigation via data encoding," *CoRR*, vol. abs/1805.09934, 2018.
- [19] E. Ozfatura, D. Gndz, and S. Ulukus, "Speeding up distributed gradient descent by utilizing non-persistent stragglers," in *2019 IEEE International Symposium on Information Theory (ISIT)*, July 2019, pp. 2729–2733.
- [20] S. Dutta, M. Fahim, F. Haddadpour, H. Jeong, V. Cadambe, and P. Grover, "On the optimal recovery threshold of coded matrix multiplication," *IEEE Transactions on Information Theory*, pp. 1–1, 2019.
- [21] Q. Yu, M. Maddah-Ali, and S. Avestimehr, "Polynomial codes: an optimal design for high-dimensional coded matrix multiplication," in *Advances in Neural Information Processing Systems 30*, I. Guyon, U. V. Luxburg, S. Bengio, H. Wallach, R. Fergus, S. Vishwanathan, and R. Garnett, Eds. Curran Associates, Inc., 2017, pp. 4403–4413.
- [22] H. Park, K. Lee, J. Sohn, C. Suh, and J. Moon, "Hierarchical coding for distributed computing," in *2018 IEEE International Symposium on Information Theory (ISIT)*, June 2018, pp. 1630–1634.
- [23] A. Mallick, M. Chaudhari, U. Sheth, G. Palanikumar, and G. Joshi, "Rateless codes for near-perfect load balancing in distributed matrix-vector multiplication," *Proc. ACM Meas. Anal. Comput. Syst.*, vol. 3, no. 3, Dec. 2019. [Online]. Available: <https://doi.org/10.1145/3366706>
- [24] S. Kiani, N. Ferdinand, and S. C. Draper, "Exploitation of stragglers in coded computation," in *2018 IEEE International Symposium on Information Theory (ISIT)*, June 2018, pp. 1988–1992.
- [25] A. B. Das, L. Tang, and A. Ramamoorthy, "C3les: Codes for coded computation that leverage stragglers," in *2018 IEEE Information Theory Workshop (ITW)*, Nov 2018, pp. 1–5.
- [26] E. Ozfatura, S. Ulukus, and D. Gndz, "Distributed gradient descent with coded partial gradient computations," in *ICASSP 2019 - 2019 IEEE International Conference on Acoustics, Speech and Signal Processing (ICASSP)*, May 2019, pp. 3492–3496.
- [27] F. Haddadpour, Y. Yang, M. Chaudhari, V. R. Cadambe, and P. Grover, "Straggler-resilient and communication-efficient distributed iterative linear solver," *CoRR*, vol. abs/1806.06140, 2018.
- [28] H. Wang, S. Guo, B. Tang, R. Li, and C. Li, "Heterogeneity-aware gradient coding for straggler tolerance," in *2019 IEEE 39th International Conference on Distributed Computing Systems (ICDCS)*, 2019, pp. 555–564.
- [29] M. Kim, J. Sohn, and J. Moon, "Coded matrix multiplication on a group-based model," in *2019 IEEE International Symposium on Information Theory (ISIT)*, July 2019, pp. 722–726.
- [30] Y. Yang, M. Interlandi, P. Grover, S. Kar, S. Amizadeh, and M. Weimer, "Coded elastic computing," in *2019 IEEE International Symposium on Information Theory (ISIT)*, July 2019, pp. 2654–2658.
- [31] Q. Yu, M. A. Maddah-Ali, and A. S. Avestimehr, "Straggler mitigation in distributed matrix multiplication: Fundamental limits and optimal coding," in *2018 IEEE International Symposium on Information Theory (ISIT)*, June 2018, pp. 2022–2026.
- [32] S. Dutta, Z. Bai, H. Jeong, T. M. Low, and P. Grover, "A unified coded deep neural network training strategy based on generalized polydot codes," in *2018 IEEE International Symposium on Information Theory (ISIT)*, June 2018, pp. 1585–1589.
- [33] P. Soto, J. Li, and X. Fan, "Dual entangled polynomial code: Three-dimensional coding for distributed matrix multiplication," in *Proceedings of the 36th International Conference on Machine Learning*, ser. Proceedings of Machine Learning Research, K. Chaudhuri and R. Salakhutdinov, Eds., vol. 97. Long Beach, California, USA: PMLR, 09–15 Jun 2019, pp. 5937–5945.
- [34] H. Park and J. Moon, "Irregular product coded computation for high-dimensional matrix multiplication," in *2019 IEEE International Symposium on Information Theory (ISIT)*, July 2019, pp. 1782–1786.
- [35] Y. Sun, J. Zhao, S. Zhou, and D. Gunduz, "Heterogeneous coded computation across heterogeneous workers," in *2019 IEEE Global Communications Conference (GLOBECOM)*, 2019, pp. 1–6.
- [36] C.-S. Yang, R. Pedarsani, and A. S. Avestimehr, "Timely-throughput optimal coded computing over cloud networks," in *Proceedings of the Twentieth ACM International Symposium on Mobile Ad Hoc Networking and Computing*, ser. Mobihoc 19. New York, NY, USA: Association for Computing Machinery, 2019, p. 301310.
- [37] B. Buyukates and S. Ulukus, "Timely distributed computation with stragglers," 2019.
- [38] B. Hasircioglu, J. Gomez-Vilardebo, and D. Gunduz, "Bivariate polynomial coding for exploiting stragglers in heterogeneous coded computing systems," 2020.
- [39] R. Bitar, Y. Xing, Y. Keshtkarjahromi, V. Dasari, S. E. Rouayheb, and H. Seferoglu, "Private and rateless adaptive coded matrix-vector multiplication," 2019.
- [40] R. Bitar, M. Wootters, and S. El Rouayheb, "Stochastic gradient coding for straggler mitigation in distributed learning," *IEEE Journal on Selected Areas in Information Theory*, pp. 1–1, 2020.
- [41] H. Wang, Z. B. Charles, and D. S. Papailiopoulos, "Erasurehead: Distributed gradient descent without delays using approximate gradient coding," *CoRR*, vol. abs/1901.09671, 2019. [Online]. Available: <http://arxiv.org/abs/1901.09671>
- [42] S. Wang, J. Liu, and N. Shroff, "Fundamental limits of approximate gradient coding," *Proc. ACM Meas. Anal. Comput. Syst.*, vol. 3, no. 3, Dec. 2019. [Online]. Available: <https://doi.org/10.1145/3366700>
- [43] E. Ozfatura, S. Ulukus, and D. Gunduz, "Straggler-aware distributed learning: Communication computation latency trade-off," *Entropy, special issue Interplay between Storage, Computing, and Communications from an Information-Theoretic Perspective*, vol. 22, no. 5, p. 544, May 2020.
- [44] E. Ozfatura, B. Buyukates, D. Gunduz, and S. Ulukus, "Age-based coded computation for bias reduction in distributed learning," 2020.
- [45] M. Luby, "LT codes," in *43rd Annual IEEE Symposium on Foundations of Computer Science*, November 2002.
- [46] V. Bioglio, M. Grangetto, R. Gaeta, and M. Sereno, "An optimal partial decoding algorithm for rateless codes," in *2011 IEEE International Symposium on Information Theory Proceedings*, July 2011, pp. 2731–2735.
- [47] S. Horii, T. Yoshida, M. Kobayashi, and T. Matsushima, "Distributed stochastic gradient descent using ldgm codes," in *2019 IEEE International Symposium on Information Theory (ISIT)*, July 2019, pp. 1417–1421.
- [48] E. Ozfatura, "coded computation with partial recovery," <https://github.com/emre1925/coded-computation-with-partial-recovery>, 2020.