

# Weight-dependent Gates for Network Pruning

Yun Li<sup>1</sup>, Weiqun Wu<sup>2</sup>, Zechun Liu<sup>3</sup>, Chi Zhang<sup>4</sup>, Xiangyu Zhang<sup>4</sup>, Haotian Yao<sup>4</sup>, and Baoqun Yin<sup>1</sup>

<sup>1</sup> University of Science and Technology of China

<sup>2</sup> Chongqing University

<sup>3</sup> Hong Kong University of Science and Technology

<sup>4</sup> Megvii Inc (Face++)

yli001@mail.ustc.edu.cn, wuwq@cqu.edu.cn, zliubq@connect.ust.hk, {zhangchi, zhangxiangyu, yaohaotian}@megvii.com, bqyin@ustc.edu.cn

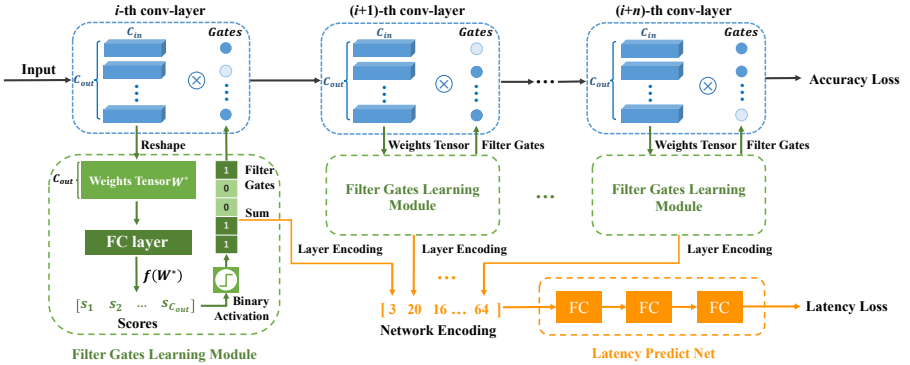
**Abstract.** In this paper, we propose a simple and effective network pruning framework, which introduces novel weight-dependent gates (W-Gates) to prune filter adaptively. We argue that the pruning decision should depend on the convolutional weights, in other words, it should be a learnable function of filter weights. We thus construct the Filter Gates Learning Module (FGL) to learn the information from convolutional weights and obtain binary W-Gates to prune or keep the filters automatically. To prune the network under hardware constraint, we train a Latency Predict Net (LPNet) to estimate the hardware latency of candidate pruned networks. Based on the proposed LPNet, we can optimize W-Gates and the pruning ratio of each layer under latency constraint. The whole framework is differentiable and can be optimized by gradient-based method to achieve a compact network with better trade-off between accuracy and efficiency. We have demonstrated the effectiveness of our method on Resnet34, Resnet50 and MobileNet V2, achieving up to 1.33/1.28/1.1 higher Top-1 accuracy with lower hardware latency on ImageNet. Compared with state-of-the-art pruning methods, our method achieves superior performance.<sup>5</sup>

**Keywords:** Weight-dependent gates; Latency predict net; Accuracy-latency trade-off; Network pruning

## 1 Introduction

In recent years, convolutional neural networks (CNNs) have achieved state-of-the-art performance in many tasks, such as image classification [12], semantic segmentation [30] and object detection [10]. Despite their great success, billions of float-point-operations (FLOPs) cost is still prohibitive for CNNs to deploy on many resource-constraint hardware. As a result, a significant amount of effort has been invested in CNNs compression and acceleration.

<sup>5</sup> This work is done when Yun Li, Weiqun Wu and Zechun Liu are interns at Megvii Inc (Face++).



**Fig. 1.** Pruning framework overview. There are two main parts in our framework, Filter Gates Learning Module (FGL) and Latency Predict Net (LPNet). The FGLs learn the information from the filter weights of each layer and generate binary weight-dependent gates to open or close corresponding filters automatically (0: close, 1: open). The filter gates of each layer are then summed to obtain a layer encoding and all the layer encodings constitute a network encoding. Next, the network encoding of the candidate pruned network is fed into LPNet to get the predicted latency and latency loss. Afterwards, under a given latency constraint, accuracy loss and latency loss compete against each other during training to obtain a compact model with better accuracy-efficiency trade-off.

Filter Pruning [22, 26, 32] is seen as an intuitive and effective network compression method. However, it is constrained by the three following challenges: 1) **Pruning indicator**: CNNs are usually seen as a black box and it is difficult to design indicators to quantify the importance of their internal convolutional filters and feature maps. 2) **Pruning ratio**: Individual filters and feature maps within and across different layers play different roles in the network, and the redundancy also varies from different layers. Thus, it is very challenging to determine the pruning ratio of each layer. 3) **Platform constraint**: Most previous works adopt hardware-agnostic metrics such as FLOPs to evaluate the efficiency of a CNN. But the inconsistency between hardware agnostic metrics and actual efficiency [38] leads an increasing industrial demand on directly optimizing the hardware latency.

Many filter pruning methods have been proposed to compress large CNNs. These works mainly rely on manual-designed indicators [16, 22, 23] or data-driven sparsity constraints [18, 29], which only address one or two challenges above. Moreover, the pruning ratio of each layer is usually human-specified, making the results prone to be trapped in sub-optimal solutions [27].

In this paper, we propose a simple yet effective filter pruning framework, which addresses all the aforementioned challenges. We argue that the pruning decisions should depend on the convolutional filters, in other words, it should be a learnable function of filter weights. Thus, instead of designing a manual indicator

or directly learn scaling factors [18,29], we propose Filter Gates Learning Module (FGL) to directly learn a mapping from filter weights to pruning decision. FGL learns information from convolutional weights during training and obtain binary filter gates to open or close the corresponding filters automatically. The filter gates here are weights-dependent and involve no human participation. After that, the filter gates of each layer can also be summed as a layer encoding to determine the pruning ratio, and all the layer encodings constitute the candidate network encoding.

To prune the network under hardware constraint, we train a Latency Predict Net (LPNet) to estimate the latency of candidate pruned networks. After training, LPNet is added to the framework and provides latency guidance for FGLs. As shown in Figure 1, LPNet takes the candidate network encoding as input and output a predict latency. It facilitates us to carry out filter pruning with consideration of the overall pruned network and is beneficial for finding optimal pruning ratios. Specially, the whole framework is differentiable, allowing us to simultaneously impose the gradients of accuracy loss and latency loss to optimize the pruning ratio and filter gates of each layer. Under a given latency constraint, the accuracy loss and the latency loss compete against each other to obtain a compact network with better accuracy-efficiency trade-off.

We evaluate our method on Resnet34/50 [12] and MobileNet V2 [38]. Comparing with uniform baselines, we consistently delivers much higher accuracy and lower latency. With the same FLOPs, we achieve 1.09%-1.33% higher accuracy than Resnet34, 0.67%-1.28% higher accuracy than Resnet50, and 1.1% higher accuracy than MobileNet V2 on ImageNet dataset. Compared to other state-of-the-art pruning methods [8, 14, 15, 35, 44, 47, 48], our method also produces superior results.

The main contributions of our paper are three-fold:

- We propose a novel Filter Gates Learning Module (FGL) to directly learn a mapping from weights to filter gates. FGL takes the convolutional weights as input and generate “Weights-dependent Gates” to prune or keep the filters automatically.
- We construct a LPNet to generate the hardware latency of candidate pruned networks, which is fully differentiable with respect to filter gates and pruning ratios, allowing us to obtain a compact network with better accuracy-efficiency trade-off.
- Compared with state-of-the-art filter pruning methods, our method achieves higher or comparable accuracy with the same FLOPs.

## 2 Related Work

A significant amount of effort has been devoted to deep model compression, such as matrix decomposition [21, 45], quantization [2, 3, 5, 28], compact architecture learning [17, 33, 38, 41, 46] and network pruning [9, 11, 16, 24, 25, 27]. In this section, we discuss the works which are most related to our work.

**Network Pruning.** Pruning is an intuitive and effective network compression method. Prior works devote to weights pruning. [11] proposes to prune unimportant connections whose absolute weights are smaller than a given threshold. This method is not implementation friendly and can not obtain faster inference without dedicated sparse matrix operation hardware. To tackle this problem, some filter pruning methods [16, 22, 29, 32] have been explored recently. [16] proposes a LASSO based method, which prunes filters with least square reconstruction. [32] prunes the filters based on statistics information computed from its next layer. The above two methods all prune filters based on feature maps. [18, 29] choose to directly learn a scale factor to measure the importance of the corresponding filters. Different from the above data-driven methods, [23] propose a feature-agnostic method, which prunes filter based on a kernel sparsity and entropy indicator. A common problem of the above-described filter pruning methods is that the compression ratio for each layer need to be manually set based on human experts or heuristics, which is too time-consuming and prone to be trapped in sub-optimal solutions. To tackle this issue, [44] train a network with switchable batch normalization, which adjust its width of the network on the fly during training. The switchable batch normalization in [44] and the scale factor in [18, 29] can all be seen as filter gates, which are weight-independent. However, we argue that the filter pruning decision should depend on the information in filter weights. Therefore, we propose weight-dependent gates (W-Gates) which directly learn a mapping from filter weights to pruning decision. The proposed W-Gates can also cooperate with LPNet to determine the pruning ratio automatically, which involve little human participation.

**Quantization and Binary Activation.** [5, 37] propose to quantize the real value weights into binary/ternary weights to yield a large amount of model size saving. [19] proposes to use the derivative of clip function to approximate the derivative of the sign function in the binarized networks. [40] relaxes the discrete mask variables to be continuous random variables computed by the Gumbel Softmax [20, 34] to make them differentiable. [28] proposes a tight approximation to the derivative of the non-differentiable binary function with respect to real activation. These works above inspired our binary activation and gradient estimation in W-Gates.

**Resource-Constrained Compression.** Recently, the real hardware performance has attracted more attention compared to FLOPs. AutoML methods [15, 43] propose to prune filters iteratively in different layers of a CNN via reinforcement learning or an automatic feedback loop, which take real time latency as a constraint. Some recent works [6, 27, 40] introduce a look-up table to record the delay of each operation or each layer and sum them to obtain the latency of the whole network. This method is valid for many CPUs and DSPs, but may not for parallel computing devices such as GPUs. [42] treats the hardware platform as a black box and creates an energy estimation model to predict the latency of specific hardware as an optimization constraint. [27] proposes PruningNet, which takes the network encoding vector as input and output weight parameters of pruned network. The above two works inspired our LPNet train-

ing. We train a LPNet to predict the latency of target hardware platform, which takes the network encoding vector as input and output the predicted latency.

### 3 Method

In this paper, we adopt a latency-aware approach to prune the network architecture automatically. Following the works [27, 39], we formulate the network pruning as a constrained optimization problem:

$$\begin{aligned} & \arg \min_{w_c} \ell(c, w_c) \\ & \text{s.t. } \text{lat}(c) \leq \text{Lat}_{const} \end{aligned} \quad (1)$$

where  $\ell$  is the loss function specific to a given learning task, and  $c$  is the network encoding vector, which is a set of the pruned network channel width  $(c_1, c_2, \dots, c_l)$ .  $\text{lat}(c)$  denotes the real latency of the pruned network, which depends on the network channel width set  $c$ .  $w_c$  means the weights of the remained channels and  $\text{Lat}_{const}$  is the given latency constraint.

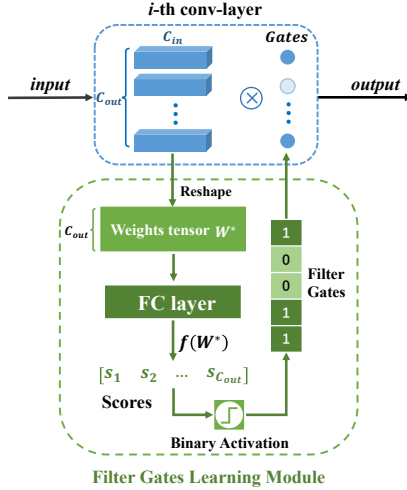
To solve this problem, we propose a latency-aware network pruning framework, which mainly based on weight-dependent filter gates. We first construct a Filter Gates Learning Module (FGL), which is used to learn the information from filter weights and generate binary gates to determine which filters to prune automatically. Then, a Latency Predict Net (LPNet) is trained to predict the real latency of a given architecture in specific hardware and decide how many filters to prune in each layer. These two parts complement each other to generate the pruning strategy and obtain the best model under latency constraints.

#### 3.1 Filter Gates Learning

The convolutional layer has always been adopted as a black box, and we could only judge from the output what it has done. Conventional filter pruning methods mainly rely on hand-craft indicators or optimization based indicators. They share one common motivation: they try to find a pruning function which can map the filter weights to filter gates. However, their pruning function usually involves human participation.

We argue that the gates should depend on the filters themselves, in other words, it is a learnable function of filter weights. Thus, instead of designing a manual indicator, we directly learn the pruning function from the filter weights, which is a direct reflection of the characteristics of filters. To achieve the above goal, we propose the Filter Gates Learning Module (FGL). FGL takes the weights of a convolutional layer as input to learn information and generate weight-dependent gates as the pruning function to remove filters adaptively.

**Weight-dependent Gates.** Let  $W \in \mathbb{R}^{C_l \times C_{l-1} \times K_l \times K_l}$  denotes the weights of a convolutional layer, which can usually be modeled as  $C_l$  filters and each filter  $W_i \in \mathbb{R}^{C_{i-1} \times K \times K}$ ,  $i = 1, 2, \dots, C_l$ . To extract the information in each filter, a fully-connected layer, whose weights are denoted as  $\widehat{W} \in \mathbb{R}^{(C_{l-1} \times K_l \times K_l) \times 1}$ , is



**Fig. 2.** The proposed FGL. It introduces a fully connected layer to learn the information from the reshaped filter weights  $W^*$  and generates a score for each filter. After binary activation, we obtain the weight-dependent gates (0 or 1) to open or close the corresponding filters automatically (0: close, 1: open). The gates are placed after the BN transform and ReLU.

introduced here. Reshaped to two-dimensional tensor  $W^* \in \mathbb{R}^{C_l \times (C_{l-1} \times K_l \times K_l)}$ , the filter weights are input to the fully-connected layer to generate the score of each filter:

$$s^r = f(W^*) = W^* \widehat{W}, \quad (2)$$

where  $s^r = [s_1^r, s_2^r, \dots, s_{C_l}^r]$  denotes the score set of the filters in this convolutional layer.

To suppress the expression of filters with lower scores and obtain binary filter gates, we introduce the following activation function:

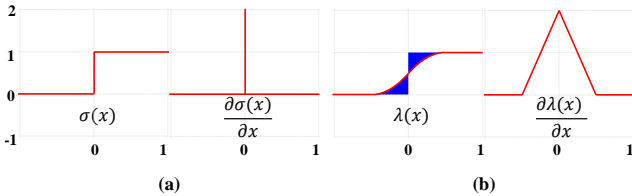
$$\sigma(x) = \frac{\text{Sign}(x) + 1}{2}. \quad (3)$$

The curve of Eq. (3) is shown in Figure 3(a). We can see that after processing by the activation function, the negative scores will be converted to 0, and positive scores will be converted to 1. Then, we get the binary filter gates of the filters in this layer:

$$\text{gates}^b = \sigma(s^r) = \sigma(f(W^*)). \quad (4)$$

Different from the path binarization [1] in neural architecture search, in filter pruning tasks, the pruning decision should depend on the filter weights, in other words, our proposed binary filter gates are weights-dependent, as shown in Eq. (4).

Next, we sum the binary filter gates of each layer to obtain the layer encoding, and all the layer encodings form the network encoding vector  $c$ . The layer



**Fig. 3.** (a) The proposed binary activation function and its derivative. (b) The designed differentiable piecewise polynomial function and its derivative, and this derivative is used to approximate the derivative of binary activation function in gradients computation.

encoding here denotes the number of filters kept and can also determine the pruning ratio of each layer.

**Gradient Estimation.** As can be seen from Figure 3, the derivative of function  $\sigma(\cdot)$  is an impulse function, which cannot be used directly during the training process. Inspired by the recent Quantized Model works [4, 19, 28], specifically Bi-Real Net [28], we introduce a differentiable approximation of the non-differentiable function  $\sigma(x)$ . The gradient estimation process is as follows:

$$\frac{\partial L}{\partial X_r} = \frac{\partial L}{\partial \sigma(X_r)} \frac{\partial \sigma(X_r)}{\partial X_r} \approx \frac{\partial L}{\partial X_b} \frac{\partial \lambda(X_r)}{\partial X_r}, \quad (5)$$

where  $X_r$  denotes the real value output  $s_i^r$ ,  $X_b$  means the binary output.  $\lambda(X_r)$  is the approximation function we designed, which is a piecewise polynomial function:

$$\lambda(X_r) = \begin{cases} 0, & \text{if } X_r < -\frac{1}{2} \\ 2X_r + 2X_r^2 + \frac{1}{2}, & \text{if } -\frac{1}{2} \leq X_r < 0 \\ 2X_r - 2X_r^2 + \frac{1}{2}, & \text{if } 0 \leq X_r < \frac{1}{2} \\ 1, & \text{otherwise} \end{cases}, \quad (6)$$

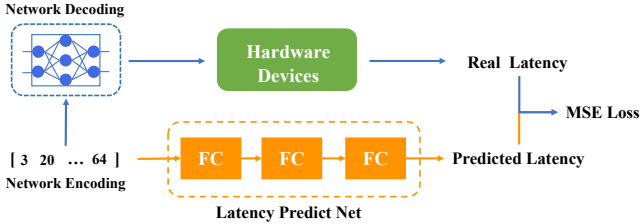
and the gradient of above approximation function is:

$$\frac{\partial \lambda(X_r)}{\partial X_r} = \begin{cases} 2 + 4X_r, & \text{if } -\frac{1}{2} \leq X_r < 0 \\ 2 - 4X_r, & \text{if } 0 \leq X_r < \frac{1}{2} \\ 0, & \text{otherwise} \end{cases}. \quad (7)$$

As discussed above, we can adopt the binary activation function Eq. (3) to obtain the binary filter gates in the forward propagation, and then update the weights of fully-connected layer with an approximate gradient Eq. (7) in the backward propagation.

### 3.2 Latency Predict Net

Previous works on model compression aim primarily to reduce FLOPs, but it does not always reflect the actual latency on hardware. Therefore, some recent NAS-based methods [27, 40] pay more attention to adopt the hardware latency



**Fig. 4.** The offline training process of LPNet. ReLU is placed after each FC layer. LPNet takes network encoding vectors as the input data and the measured hardware latency as the ground truth. Mean Squared Error (MSE) loss function is adopted here.

as a direct evaluation indicator than FLOPs. [40] proposes to build a latency look-up table to estimate the overall latency of a network, as they assume that the runtime of each operator is independent of other operators, which works well on many mobile serial devices, such as CPUs and DSPs. Previous works [6, 27, 40] have demonstrated the effectiveness of such method. However, the latency generated by look-up table is not differentiable with respect to the filter selection within layer and the pruning ratio of each layer.

To address the above problem, we construct a LPNet to predict the real latency of the whole network or building blocks. The proposed LPNet is fully differentiable with respect to filter gates and pruning ratio of each layer. As shown in Figure 4, the LPNet consists of three fully-connected layers, which takes a network encoding vector  $c = (c_1, c_2, \dots, c_n)$  as input and output the latency for specified hardware platform:

$$lat(c) = \text{LPNet}(c_1, c_2, \dots, c_n). \quad (8)$$

where  $c_i = \text{sum}(\text{gates}_i^b) = \text{sum}(\sigma(f(W^*)))$  in the pruning framework.

To pre-train the LPNet, we generate network encoding vectors as input and test their real latency on specific hardware platform as labels. As there is no need to train the decoding network, the training of LPNet is very efficient. As a result, training such a LPNet makes the latency constraint differentiable with respect to the network encoding and binary filter gates shown in Figure 1. Thus we can use gradient-based optimization to adjust the filter pruning ratio of each convolutional layer and obtain the best pruning ratio automatically.

### 3.3 Latency-aware Filter Pruning

The proposed method consists three main stages. First, training the LPNet offline, as described in Section 3.2. After LPNet is trained, we can obtain the latency by inputting the encoding vector of a candidate pruned network. Second, pruning the network under latency constraint. We add FGLs and the LPNet to a pretrained network to do filter pruning, in which the weights of LPNet are fixed. As shown in Figure 1, FGLs learn the information from convolutional weights



and generate binary filter gates to determine which filters to prune. Next, LP-Net takes the network encoding of candidate pruned net as input and output a predicted latency to optimize the pruning ratio and filter gates of each layer. Then, the accuracy loss and the latency loss compete against each other during training and finally obtain a compact network with best accuracy while meeting the latency constraint. Third, fine-tuning the network. After getting the pruned network, a fine-tuning process with only few epochs follows to regain accuracy and obtain a better performance, which is less time-consuming than training from scratch.

Furthermore, to make a better accuracy-latency trade-off, we define the following latency-aware loss function:

$$\ell(c, w_c) = \text{CE}(c, w_c) + \alpha \log(1 + \text{lat}(c)), \quad (9)$$

where  $\text{CE}(c, w_c)$  denotes the cross-entropy loss of an architecture with a network encoding  $c$  and parameters  $w_c$ .  $\text{lat}(c)$  is the latency of the architecture with network encoding vector  $c$ . The coefficient  $\alpha$  can modulate the magnitude of latency term. Such a loss function can carry out filter pruning task with consideration of the overall network structure, which is beneficial for finding optimal solutions for network pruning. In addition, this function is differentiable with respect to layer-wise filter choices  $c$  and the number of filters, which allows us to use gradient-based method to optimize them and obtain a best trade-off between accuracy and efficiency.

## 4 Experiments

In this section, we demonstrate the effectiveness of our method. First, we give a detail description of our experiment settings. Next, we carry out four ablation studies on ImageNet dataset to illustrate the effect of the key part FGL in our method. Then, we prune resnet34 and resnet50 under latency constraint. Afterward, we compare our method with several state-of-the-art filter pruning methods. Finally, we visualize the pruned architectures to explore what our method has learned from the network and what kind of architectures have a better trade-off between accuracy and efficiency.

### 4.1 Experiment Settings

We carry out all experiments on the ImageNet ILSVRC 2012 datasets [7]. ImageNet contains 1.28 million training images and 50000 validation images, which are categorized into 1000 classes. The resolution of the input images are set to  $224 \times 224$ . All the experiments are implemented with Pytorch [36] framework and networks are trained using stochastic gradient descent (SGD).

To train the LPNet offline, we sample network encoding vectors  $c$  from the search space and decode the corresponding network to test their real latency on one NVIDIA RTX 2080 Ti GPU as latency labels. As there is no need to train the network, it takes only few milliseconds to get a latency label. For deeper

building block architecture, such as resnet50, the network encoding sampling space is huge. We choose to predict the latency of building block and then sum them up to get the predict latency of the overall network, and this will greatly reduce the encoding sampling space. Besides, the LPNet of building block can also be reused cross models of different depths and different tasks on the same type of hardware. For the bottleneck building block of resnet, we collect 170000 (c, latency) pairs to train the LPNet of bottleneck building block and 5000 (c, latency) pairs to train the LPNet of basic building block. We randomly choose 80% of the dataset as training data and leave the rest as test data. We use Adam to train the LPNets and find the average test errors can quickly converge to lower than 2%.

## 4.2 Ablation Study on ImageNet

The performance of W-Gates method is mainly attributed to the proposed Filter Gates Learning Module (FGL). To validate the effectiveness of FGL, we choose the widely used architecture Resnet50 and conduct a series of ablation studies on ImageNet dataset. In the following subsections, we first explore the impact of our proposed FGL in the training process. Then, the impact of information learned from filter weights is studied. After that, we illustrate the impact of gate activation function by comparing binary activation with scaled sigmoid activation. Finally, we compare our FGL-based filter pruning method with several state-of-the-art gate-based methods [13, 29, 32].

**Impact of FGL in the Training Process.** In this section, to demonstrate the impact of FGLs on filter selection, we add them to a pretrained ResNet50 to learn the weights of each convolutional layer and do filter selection during training. Then, we continue training and test the final accuracy.

Two sets of experiments are set up to test the effect of FGLs in different periods of model training process. For one of them, we first train the network for 1/3 of total epochs as a warm-up period and then add FGLs to the network to continue training. For the other experiment, we add FGL to a pretrained model and test if it could improve the training performance. As can be seen in Table 1, with the same number of iterations, adding FGL after a warm-up period can achieve 0.64% higher Top-1 accuracy than baseline results. Moreover, equipping FGLs to a pretrained network can continue increase the accuracy by 0.92%, which is 0.49% higher than the result of adding same number of iterations. These results show that adding the FGL to a well-trained network can make better use of its channel selection impact and obtain more efficient convolutional filters.

**Impact of Information from Filter Weights.** We are curious about such a question: *Can the FGL really learn information from convolutional filter weights and give instruction to filter selection?* An ablation study is conducted to answer this question. First, we add the modules to a pretrained network and adopt constant tensors of the same size to replace the convolutional filter weights tensors as input of FGLs, and all the values of these constant tensor are set to ones.

**Table 1.** This table compares the accuracy on ImageNet about Resnet50. “FGL(warm up)” denotes adding FGLs to the Resnet50 after a warm-up period. “FGL(pretrain)” means adding FGLs to a pretrain Resnet50. “FGL(constant input)” adopts a constant tensor input to replace filter weights in FGL. “Pretrain+same iters” means continuing to train the network with the same iterations as “FGL(constant input)” and “FGL(pretrain)”.

	Top1-Acc	Top5-Acc
Resnet50 baseline	76.15%	93.11%
Pretrain + same iters	76.58%	93.15%
FGL(constant input)	75.32%	92.48%
<b>FGL(warm up)</b>	<b>76.79%</b>	<b>93.27%</b>
<b>FGL(pretrain)</b>	<b>77.07%</b>	<b>93.44%</b>

**Table 2.** This table compares binary activation with scaled sigmoid activation, and our W-Gates method with several state-of-the-art gate-based methods. For a fair comparison, we do not add LPNet to optimize the pruning process and only prune the network with L1-norm. (1G: 1e9)

	Top1-Acc	FLOPs
Resnet50 baseline	76.15%	4.1G
SFP [13]	74.61%	2.4G
Thinet-70 [32]	75.31%	2.9G
Slimming [29]	74.79%	2.8G
W-Gates(sigmoid)	75.55%	2.7G
<b>W-Gates(binary)</b>	<b>76.01%</b>	<b>2.7G</b>
<b>W-Gates(binary)</b>	<b>75.74%</b>	<b>2.3G</b>

Then we continue to train the network for the same number of iterations with “FGL(pretrain)” in Table 1.

From Table 1, we see that the FGL with a constant tensor as input achieves 1.75% lower Top-1 accuracy than the FGL that input filter weights. The results indicate that information learned from the filter weights is critical for FGLs to do filter selection during training.

**Choice of Gate Activation Function.** There are two kinds of activation function that can be used to obtain the filter gates, scaled sigmoid [31] and binary activation [4, 28]. Previous methods adopt a scaled sigmoid function to generate an approximate binary vector. In this kind of methods, a threshold need to be set and the values smaller than it are set to 0. Quantized Model works propose binary activation, which directly obtain a real binary vector and design a differentiable function to approximate the gradient of its activation function. We choose binary activation here as our gate activation function in FGLs.

To test the impact of gate function choice in our method, we compare the pruning results of W-Gates with binary activation and W-Gates with scaled sigmoid. The scale factor of sigmoid  $k$  is set to 4, which follows the setting in [31]. As can be seen in Table 2, with the same FLOPs, W-Gates with binary

**Table 3.** This table compares the Top-1 accuracy and latency on ImageNet about Resnet34 and Resnet50. We set the same compression ratio for each layer as uniform baseline. The input batch size is set to 100 and the latency is measured using Pytorch on NVIDIA RTX 2080 Ti GPU. The results show that, with the same FLOPs, our method outperforms the uniform baselines by a large margin in terms of accuracy and latency.

Model	Uniform Baselines			W-Gates		
	FLOPs	Top1-Acc	Latency	FLOPs	Top1-Acc	Latency
Resnet34	3.7G (1X)	73.88%	54.04ms	-	-	-
	2.9G	72.56%	49.23ms	2.8G	<b>73.76%</b>	<b>46.67ms</b>
	2.4G	72.05%	44.27ms	2.3G	<b>73.35%</b>	<b>40.75ms</b>
	2.1G	71.32%	43.47ms	2.0G	<b>72.65%</b>	<b>37.30ms</b>
Resnet50	4.1G (1X)	76.15%	105.75ms	-	-	-
	3.1G	75.59%	97.87ms	3.0G	<b>76.26%</b>	<b>95.15ms</b>
	2.6G	74.77%	91.53ms	2.6G	<b>76.05%</b>	<b>88.00ms</b>
	2.1G	74.42%	85.20ms	2.1G	<b>75.14%</b>	<b>80.17ms</b>

activation achieves 0.46% higher top-1 accuracy than W-Gates with k-sigmoid activation, which proves the binary activation is more suitable for our method.

**Compare with Other Gate-based Methods.** To further examine whether the proposed FGL works well on filter pruning, we compare our method with state-of-the-art gate-based methods [13, 29, 32]. For Slimming [29], we adopt the original implementation publicly available and execute on Imagenet. For a fair comparison, we do not add LPNet to optimize the pruning process but simply prune the network with L1-norm, which is consistent with other gate-based methods. The results are summarized in Table 2 and W-Gates achieves superior results. The results show that the proposed Filter Gates Learning Module can help the network to do a better filter self-selection during training.

### 4.3 Pruning Results under Latency Constraint

The inconsistency between hardware agnostic metrics and actual efficiency leads an increasing attention in directly optimizing the latency on the target devices. Taking the CNN as a black box, we train a LPNet to predict the real latency in the target device. For Resnet34 and Resnet50, we train two LPNets offline to predict the latency of basic building blocks and bottleneck building blocks, respectively. To fully consider all the factors and decode the sparse architecture, we add the factors of feature map size and downsampling to the network encoding vector. For these architectures with shortcut, we do not prune the output channels of the last layer in each building block to avoid mismatching with the shortcut channels.

**Pruning results on Resnet34.** We first employ the pruning experiments on a medium depth network Resnet34. Resnet34 consists of basic building blocks, each basic building block contains two  $3 \times 3$  convolutional layers. We add the designed FGL to the first layer of each basic building block to learn the information and do

**Table 4.** This table compares the Top-1 ImageNet accuracy of our W-Gates method and state-of-the-art pruning methods on ResNet34, ResNet50 and MobileNet V2.

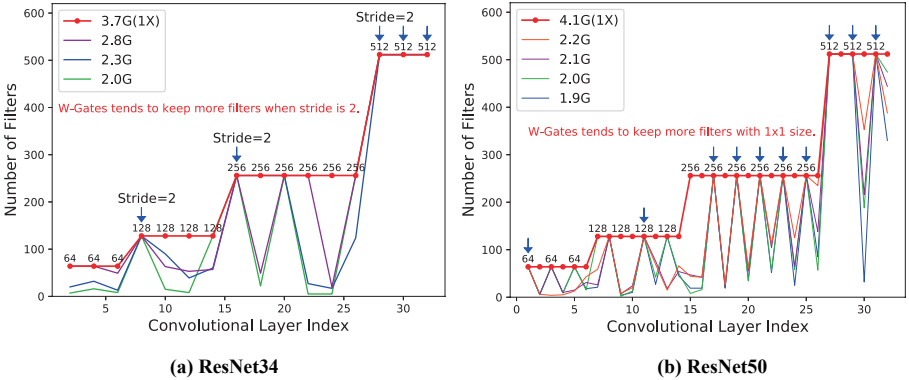
Model	Methods	FLOPs	Top1 Acc
Resnet34	IENNP [35](CVPR-19)	2.8G	72.83%
	FPGM [14](CVPR-19)	2.2G	72.63%
	<b>W-Gates(ours)</b>	2.8G	<b>73.76%</b>
	<b>W-Gates(ours)</b>	2.3G	<b>73.35%</b>
Resnet50	VCNNP [47](CVPR-19)	2.4G	75.20%
	FPGM [14](CVPR-19)	2.4G	75.59%
	FPGM [14](CVPR-19)	1.9G	74.83%
	IENNP [35](CVPR-19)	2.2G	74.50%
	RRBP [48](ICCV-19)	1.9G	73.00%
	C-SGD-70 [8](CVPR-19)	2.6G	75.27%
	C-SGD-60 [8](CVPR-19)	2.2G	74.93%
	C-SGD-50 [8](CVPR-19)	1.8G	<b>74.54%</b>
	<b>W-Gates(ours)</b>	3.0G	<b>76.26%</b>
	<b>W-Gates(ours)</b>	2.4G	<b>75.96%</b>
	<b>W-Gates(ours)</b>	2.1G	<b>75.14%</b>
	<b>W-Gates(ours)</b>	1.9G	<b>74.32%</b>
MobileNet V2	S-MobileNet V2 [44](ICLR-19)	0.30G	70.5%
	S-MobileNet V2 [44](ICLR-19)	0.21G	68.9%
	0.75x MobileNetV2 [38]	0.22G	69.8%
	<b>W-Gates(ours)</b>	0.29G	<b>73.2%</b>
	<b>W-Gates(ours)</b>	0.22G	<b>70.9%</b>

filter selection automatically. LPNets are also added to the W-Gates framework to predict the latency of each building block. Then we get the latency of the whole network to guide the network pruning and optimize the pruning ratio of each layer. The pruning results are shown in Table 3. It can be observed that our method can save 25% hardware latency with only 0.5% accuracy loss on ImageNet dataset. With the same FLOPs, W-Gates achieves 1.1% to 1.3% higher Top-1 accuracy than uniform baseline, and the hardware latency is much lower, which shows that our W-Gates can automatically generate efficient architectures.

**Pruning results on Resnet50.** For the deeper network resnet50, we adopt the same setting with resnet34. Resnet50 consists of bottleneck building blocks, each of which contains a  $3 \times 3$  layer and two  $1 \times 1$  layers. We employ FGLs to prune the filters of the first two layers in each bottleneck module during training. The Top-1 accuracy and hardware latency of pruned models are shown in Table 3. When pruning 37% FLOPs, we can save 17% hardware latency without notable accuracy loss.

#### 4.4 Comparisons with State-of-the-arts.

We compare our method with several state-of-the-art filter pruning methods [8, 14, 15, 35, 44, 47, 48] on ResNet34/50 and MobileNet V2, shown in Table 4. As there is no latency data provided in these works, we only compare the Top1



**Fig. 5.** Visualization of the pruning results on Resnet34 and ResNet50. For ResNet34 consisting of basic building blocks, our W-Gates learns to keep more filters where there is a downsampling operation. For ResNet50, we prune filters of the first two layers in each bottleneck building block. W-Gates method learns that the  $3 \times 3$  convolutional layers have larger information redundancy than  $1 \times 1$  convolutional layers, and contribute more to the hardware latency.

accuracy with the same FLOPs. It can be observed that, compared with state-of-the-art filter pruning methods, W-Gates achieves higher accuracy with the same FLOPs.

#### 4.5 Visualization Analysis.

In the pruning process, we are curious about that what our W-Gates method have learned from the network and what kind of architectures have a better accuracy-latency trade-off. In visualizing the pruned architectures of resnet34 and resnet50, we find that the W-Gates did learn something interesting.

The visualization of resnet34 pruned results is shown in Figure 5 (a). It can be observed that for the architecture resnet34 consisting of basic building blocks, W-Gates trends not to prune the layer with the downsample operation, although a large ratio of filters in the other layers have been pruned. This is similar to the results in [27] on MobileNet, but is more extreme in our experiments on resnet34. It is possibly due to that the network needs more filter to retain the information to compensate the loss of information caused by feature map downsampling.

However, for resnet50 architecture consisting of bottleneck building blocks, the phenomenon is different. As can be seen in Figure 5 (b), the W-Gates trends not to prune the  $1 \times 1$  convolutional layers and prune the  $3 \times 3$  convolutional layers with a large ratio. It shows that W-Gates learns automatically that the  $3 \times 3$  convolutional layers have larger information redundancy than  $1 \times 1$  convolutional layers, and contribute more to the hardware latency.

## 5 Conclusion

In this paper, we propose a novel filter pruning method to address the problems on pruning indicator, pruning ratio and platform constraint on the same time. We first propose a FGL to learn the information from convolutional weights and generate novel weights-dependent filter gates. Then, we pretrain a LPNet to predict the hardware latency of candidate pruned networks. The entire framework is differentiable with respect to filter choices and pruning ratios, which can be optimized by gradient-based method to achieve better pruning results.

## References

1. Cai, H., Zhu, L., Han, S.: Proxylessnas: Direct neural architecture search on target task and hardware. arXiv preprint arXiv:1812.00332 (2018)
2. Cao, S., Ma, L., Xiao, W., Zhang, C., Liu, Y., Zhang, L., Nie, L., Yang, Z.: Seer-net: Predicting convolutional neural network feature-map sparsity through low-bit quantization. In: Proceedings of the IEEE Conference on Computer Vision and Pattern Recognition. pp. 11216–11225 (2019)
3. Chen, W., Wilson, J., Tyree, S., Weinberger, K., Chen, Y.: Compressing neural networks with the hashing trick. In: ICML. pp. 2285–2294 (2015)
4. Courbariaux, M., Bengio, Y., David, J.P.: Binaryconnect: Training deep neural networks with binary weights during propagations. In: Advances in neural information processing systems. pp. 3123–3131 (2015)
5. Courbariaux, M., Hubara, I., Soudry, D., El-Yaniv, R., Bengio, Y.: Binarized neural networks: Training deep neural networks with weights and activations constrained to+ 1 or-1. arXiv preprint arXiv:1602.02830 (2016)
6. Dai, X., Zhang, P., Wu, B., Yin, H., Sun, F., Wang, Y., Dukhan, M., Hu, Y., Wu, Y., Jia, Y., et al.: Chamnet: Towards efficient network design through platform-aware model adaptation. In: Proceedings of the IEEE Conference on Computer Vision and Pattern Recognition. pp. 11398–11407 (2019)
7. Deng, J., Dong, W., Socher, R., Li, L.J., Li, K., Fei-Fei, L.: Imagenet: A large-scale hierarchical image database. In: 2009 IEEE conference on computer vision and pattern recognition. pp. 248–255. Ieee (2009)
8. Ding, X., Ding, G., Guo, Y., Han, J.: Centripetal sgd for pruning very deep convolutional networks with complicated structure. In: Proceedings of the IEEE Conference on Computer Vision and Pattern Recognition. pp. 4943–4953 (2019)
9. Ding, X., Ding, G., Guo, Y., Han, J., Yan, C.: Approximated oracle filter pruning for destructive cnn width optimization. arXiv preprint arXiv:1905.04748 (2019)
10. Girshick, R., Donahue, J., Darrell, T., Malik, J.: Rich feature hierarchies for accurate object detection and semantic segmentation. In: CVPR. pp. 580–587 (2014)
11. Han, S., Mao, H., Dally, W.J.: Deep compression: Compressing deep neural networks with pruning, trained quantization and huffman coding. In: ICLR (2016)
12. He, K., Zhang, X., Ren, S., Sun, J.: Deep residual learning for image recognition. In: CVPR. pp. 770–778 (2016)
13. He, Y., Kang, G., Dong, X., Fu, Y., Yang, Y.: Soft filter pruning for accelerating deep convolutional neural networks. In: IJCAI (2018)
14. He, Y., Liu, P., Wang, Z., Hu, Z., Yang, Y.: Filter pruning via geometric median for deep convolutional neural networks acceleration. In: Proceedings of the IEEE Conference on Computer Vision and Pattern Recognition. pp. 4340–4349 (2019)
15. He, Y., Lin, J., Liu, Z., Wang, H., Li, L.J., Han, S.: Amc: Automl for model compression and acceleration on mobile devices. In: ECCV. pp. 784–800 (2018)
16. He, Y., Zhang, X., Sun, J.: Channel pruning for accelerating very deep neural networks. In: ICCV (2017)
17. Howard, A.G., Zhu, M., Chen, B., Kalenichenko, D., Wang, W., Weyand, T., Andreetto, M., Adam, H.: Mobilenets: Efficient convolutional neural networks for mobile vision applications. arXiv preprint arXiv:1704.04861 (2017)
18. Huang, Z., Wang, N.: Data-driven sparse structure selection for deep neural networks. In: Proceedings of the European Conference on Computer Vision (ECCV). pp. 304–320 (2018)



19. Hubara, I., Courbariaux, M., Soudry, D., El-Yaniv, R., Bengio, Y.: Binarized neural networks. In: *Advances in neural information processing systems*. pp. 4107–4115 (2016)
20. Jang, E., Gu, S., Poole, B.: Categorical reparameterization with gumbel-softmax. *arXiv preprint arXiv:1611.01144* (2016)
21. Jia, K., Tao, D., Gao, S., Xu, X.: Improving training of deep neural networks via singular value bounding. In: *CVPR*. vol. 2017, pp. 3994–4002 (2017)
22. Li, H., Kadav, A., Durdanovic, I., Samet, H., Graf, H.P.: Pruning filters for efficient convnets. In: *ICLR* (2017)
23. Li, Y., Lin, S., Zhang, B., Liu, J., Doermann, D., Wu, Y., Huang, F., Ji, R.: Exploiting kernel sparsity and entropy for interpretable cnn compression. In: *Proceedings of the IEEE Conference on Computer Vision and Pattern Recognition*. pp. 2800–2809 (2019)
24. Lin, S., Ji, R., Li, Y., Wu, Y., Huang, F., Zhang, B.: Accelerating convolutional networks via global & dynamic filter pruning. In: *IJCAI*. pp. 2425–2432 (2018)
25. Lin, S., Ji, R., Yan, C., Zhang, B., Cao, L., Ye, Q., Huang, F., Doermann, D.: Towards optimal structured cnn pruning via generative adversarial learning. In: *Proceedings of the IEEE Conference on Computer Vision and Pattern Recognition*. pp. 2790–2799 (2019)
26. Liu, B., Wang, M., Foroosh, H., Tappen, M., Pensky, M.: Sparse convolutional neural networks. In: *CVPR*. pp. 806–814 (2015)
27. Liu, Z., Mu, H., Zhang, X., Guo, Z., Yang, X., Cheng, T.K.T., Sun, J.: Metapruning: Meta learning for automatic neural network channel pruning. *ICCV* (2019)
28. Liu, Z., Wu, B., Luo, W., Yang, X., Liu, W., Cheng, K.T.: Bi-real net: Enhancing the performance of 1-bit cnns with improved representational capability and advanced training algorithm. In: *Proceedings of the European Conference on Computer Vision (ECCV)*. pp. 722–737 (2018)
29. Liu, Z., Li, J., Shen, Z., Huang, G., Yan, S., Zhang, C.: Learning efficient convolutional networks through network slimming. In: *ICCV*. pp. 2755–2763 (2017)
30. Long, J., Shelhamer, E., Darrell, T.: Fully convolutional networks for semantic segmentation. In: *CVPR*. pp. 3431–3440 (2015)
31. Luo, J.H., Wu, J.: Autopruner: An end-to-end trainable filter pruning method for efficient deep model inference. *arXiv preprint arXiv:1805.08941* (2018)
32. Luo, J.H., Wu, J., Lin, W.: Thinet: A filter level pruning method for deep neural network compression. In: *ICCV* (2017)
33. Ma, N., Zhang, X., Zheng, H.T., Sun, J.: Shufflenet v2: Practical guidelines for efficient cnn architecture design. In: *The European Conference on Computer Vision (ECCV)* (September 2018)
34. Maddison, C.J., Mnih, A., Teh, Y.W.: The concrete distribution: A continuous relaxation of discrete random variables. *arXiv preprint arXiv:1611.00712* (2016)
35. Molchanov, P., Mallya, A., Tyree, S., Frosio, I., Kautz, J.: Importance estimation for neural network pruning. In: *The IEEE Conference on Computer Vision and Pattern Recognition (CVPR)* (June 2019)
36. Paszke, A., Gross, S., Chintala, S., Chanan, G.: Pytorch: Tensors and dynamic neural networks in python with strong gpu acceleration (2017)
37. Rastegari, M., Ordonez, V., Redmon, J., Farhadi, A.: Xnor-net: Imagenet classification using binary convolutional neural networks. In: *European Conference on Computer Vision*. pp. 525–542. Springer (2016)
38. Sandler, M., Howard, A., Zhu, M., Zhmoginov, A., Chen, L.C.: Mobilenetv2: Inverted residuals and linear bottlenecks. In: *The IEEE Conference on Computer Vision and Pattern Recognition (CVPR)* (June 2018)

39. Tan, M., Chen, B., Pang, R., Vasudevan, V., Sandler, M., Howard, A., Le, Q.V.: Mnasnet: Platform-aware neural architecture search for mobile. In: The IEEE Conference on Computer Vision and Pattern Recognition (CVPR) (June 2019)
40. Wu, B., Dai, X., Zhang, P., Wang, Y., Sun, F., Wu, Y., Tian, Y., Vajda, P., Jia, Y., Keutzer, K.: Fbnet: Hardware-aware efficient convnet design via differentiable neural architecture search. In: Proceedings of the IEEE Conference on Computer Vision and Pattern Recognition. pp. 10734–10742 (2019)
41. Xu, Y., Xie, L., Zhang, X., Chen, X., Shi, B., Tian, Q., Xiong, H.: Latency-aware differentiable neural architecture search. arXiv preprint arXiv:2001.06392 (2020)
42. Yang, H., Zhu, Y., Liu, J.: Ecc: Platform-independent energy-constrained deep neural network compression via a bilinear regression model. In: Proceedings of the IEEE Conference on Computer Vision and Pattern Recognition. pp. 11206–11215 (2019)
43. Yang, T.J., Howard, A., Chen, B., Zhang, X., Go, A., Sandler, M., Sze, V., Adam, H.: Netadapt: Platform-aware neural network adaptation for mobile applications. In: Proceedings of the European Conference on Computer Vision (ECCV). pp. 285–300 (2018)
44. Yu, J., Yang, L., Xu, N., Yang, J., Huang, T.: Slimmable neural networks. arXiv preprint arXiv:1812.08928 (2018)
45. Yu, X., Liu, T., Wang, X., Tao, D.: On compressing deep models by low rank and sparse decomposition. In: CVPR. pp. 7370–7379 (2017)
46. Zhang, X., Zhou, X., Lin, M., Sun, J.: Shufflenet: An extremely efficient convolutional neural network for mobile devices. In: Proceedings of the IEEE Conference on Computer Vision and Pattern Recognition. pp. 6848–6856 (2018)
47. Zhao, C., Ni, B., Zhang, J., Zhao, Q., Zhang, W., Tian, Q.: Variational convolutional neural network pruning. In: Proceedings of the IEEE Conference on Computer Vision and Pattern Recognition. pp. 2780–2789 (2019)
48. Zhou, Y., Zhang, Y., Wang, Y., Tian, Q.: Accelerate cnn via recursive bayesian pruning. In: Proceedings of the IEEE International Conference on Computer Vision. pp. 3306–3315 (2019)