

# A New Theoretical Framework of Pyramid Markov Processes for Blockchain Selfish Mining

Quan-Lin Li, Yan-Xia Chang

School of Economics and Management,  
Beijing University of Technology, Beijing 100124, China

Xiaole Wu

School of Management  
Fudan University, Shanghai 200433, China

Guoqing Zhang

Department of Mechanical, Automotive, and Materials Engineering  
University of Windsor, Windsor, Ontario, Canada

October 20, 2020

## Abstract

In this paper, we provide a new theoretical framework of pyramid Markov processes to solve some open and fundamental problems of blockchain selfish mining under a rigorous mathematical setting. We first describe a more general model of blockchain selfish mining with both a two-block leading competitive criterion and a new economic incentive mechanism. Then we establish a pyramid Markov process and show that it is irreducible and positive recurrent, and its stationary probability vector is matrix-geometric with an explicitly representable rate matrix. Also, we use the stationary probability vector to study the influence of many orphan blocks on the waste of computing resource. Next, we set up a pyramid Markov reward process to investigate the long-run average profits of the honest and dishonest mining pools, respectively. As a by-product, we build three approximative Markov processes and provide some new interesting interpretation on the Markov chain and the revenue analysis reported in the seminal work by Eyal and Sirer (2014). Note that the pyramid Markov (reward) processes can open up a new avenue in the study of blockchain selfish mining. Thus we hope that the methodology and results developed in this paper shed light on the

blockchain selfish mining such that a series of promising research can be developed potentially.

**Keywords:** Bitcoin; blockchain; Proof of Work; selfish mining; forked structure; orphan block; pyramid Markov process; pyramid Markov reward process; phase-type distribution; Matrix-geometric solution.

## 1 Introduction

Bitcoin has received tremendous attention as the first fully decentralized distributed cryptocurrency since its advent by Satoshi Nakamoto [74] in 2008. Blockchain is used to securely record a public shared ledger of Bitcoin payment transactions among Internet users in an open P2P network. In the past decade, we have witnessed the explosive growth of blockchain, as exemplified by Bitcoin (2008), Ethereum and smart contract (2013), Hyperledger Fabric (2015), Libra (Facebook 2019), among others. On the one hand, the great success of blockchain is based on solving the cryptographic puzzle by means of the brute force, namely Proof of Work (PoW). Note that the PoW is a most frequently used consensus protocol (or algorithm). Readers may refer to Garay et al. [28], Bastiaan [7], Tromp [91], Garay et al. [29, 30], Kiayias et al. [48, 49], Kiayias and Zindros [51], Karakostas and Kiayias [45], and the references therein. On the other hand, an economic incentive mechanism in Bitcoin is designed for a lot of miners according to the shared proportion of their computing powers during solving the cryptographic puzzle. Based on this, Satoshi Nakamoto [74] showed a key blockchain characteristic: The fairness of PoW, i.e., as long as more than 50% of the total mining power follows the PoW, the probability that a honest miner can earn the total revenue (i.e., the block rewards and the transaction fees) is proportional to his computing power.

In 2014, a seminal work was reported by Eyal and Sirer [24] (nearly at the same time, also having Bahack [4]), where Eyal and Sirer first introduced an important concept: *selfish mining*. Further, they set up a Markov chain in order to study the selfish mining behavior. This leads to a revenue analysis of the blockchain system. To this end, they reported an interesting finding: The fairness of Bitcoin PoW can be destroyed by the selfish mining attacks, i.e., the dishonest (or selfish) mining pool secretly withholds blocks not to broadcast in the open P2P network if the number of blocks mined by the selfish mining pool remains ahead of the honest mining pool. In this case, the dishonest mining pool

continues to mine on the top of the selfish-mining block branch such that the dishonest mining pool can earn more than his fair amount of mining profit. Since then, the Markov chain method of Eyal and Sirer [24] has been widely applied in the literature in order to discuss the blockchain selfish mining, for example, stubborn mining by Nayak et al. [77], Wang et al. [94] and Liu et al. [65]; Ethereum (and smart contract) by Niu and Feng [80]; multiple mining pools (or miners) by Liu et al. [63] and Jain [42]; multi-stage blockchain by Chang et al.[14]; among others. However, no one has wondered or explained whether the Markov chain method of Eyal and Sirer [24] makes sense up to now. This motivates us in this paper to set up a pyramid Markov process to answer such a basic question.

To understand the selfish mining sufficiently, we introduce two practical factors: The efficiency-increased ratio, and the mining rate of jumping miners from the honest mining pool to the dishonest mining pool (the jumping’s mining rate, in short). Note that the efficiency-increased ratio is used to measure the improved degree of mining efficiency of the dishonest mining pool, while the jumping’s mining rate denotes the social reputation and influence of the dishonest mining pool. Ulteriorly, to describe the block-pegged process clearly, we propose a two-block leading competitive criterion. Thus, we design a block-detained probability sequence to express the block-pegged decision-making of the dishonest mining pool. To our best knowledge, this paper is the first to add the three practical factors of competitive advantage into the selfish mining scenario. By contrast, modeling simple descriptions were developed in the selfish mining by Eyal and Sirer [24], Göbel et al. [33] and others. In addition, we find a key phenomenon from the interaction effect between the block-pegged and mining processes: No block is mined during the block-pegged process, that is, the block-pegged and mining processes must be separated from two connected time intervals. This is because each block is generated by means of finding a nonce through solving a cryptographic puzzle of using all the foregoing information of that blockchain in front of this block. If the block-pegged and mining processes are not separated, then the cryptographic puzzle can be possibly chaotic for the cryptographic puzzle design in a block by block mining environment.

For our more general model of blockchain selfish mining, we set up a pyramid Markov process to express the mining competition between the dishonest and honest mining pools, as seen in the two block branches forked at the common tree root. Note that a key factor of forming the pyramid Markov process is our important finding that no block is mined during the block-pegged process. On the surface, the pyramid Markov process is fairly

complicated. Fortunately, we can easily show that the pyramid Markov process is irreducible and positive recurrent, and its stationary probability is matrix-geometric with an explicitly representable rate matrix. Since our matrix-geometric solution is simpler than that in Neuts [78] for Markov chains of GI/M/1 type, we provide a unified theoretical framework of pyramid Markov processes, which is applicable to a wide range of blockchain selfish mining. In addition, from the pyramid Markov process, we build three approximative Markov processes when the system states are described as the difference of block numbers on the two block branches forked at the common tree root. Also, under no network latency, we provide some new interesting interpretation on the Markov chain (see Figure 1) and the revenue analysis (see (1) to (3)) given in Eyal and Sirer [24]. Specifically, we show that the Markov chain of Eyal and Sirer [24] is a rough approximation, and there is no valid mathematical theory behind it.

It is necessary and useful to design the block-leading number (i.e., the difference of two block numbers in the two forked block branches at the common tree root). Eyal and Sirer [24] used a two-block leading competitive criterion; while Göbel et al. [33] studied a one-block leading competitive criterion. In this paper, we focus on the two-block leading competitive criterion and set up a pyramid Markov process for our more general model of blockchain selfish mining. From the pyramid Markov process, it is easy to see that our technique can easily extend and generalize to a  $K$ -block leading competitive criterion. This motivates us to find an optimal number  $K^*$  in time from a revenue management perspective such that the  $K^*$ -block leading competitive criterion can be adaptively used in the selfish mining scenario.

From the two-dimensional Markov processes, our paper is closely related to Göbel et al. [33]. However, our pyramid Markov process is distinguished from that in Göbel et al. [33] in the following aspects. First, we study the two-block leading competitive criterion, while Göbel et al. [33] discussed the one-block leading competitive criterion. This leads to the different starting states of pegging blocks, as seen in the pyramid Markov process. Second, we make that the block-pegged and mining processes must be separated from two connected time intervals, such that the two-dimensional Markov process is of pyramid type; while in Göbel et al. [33], these mining processes can still continue during the block-pegged period. This leads to that the two-dimensional Markov process of Göbel et al. [33] is more complicated and difficult than our pyramid Markov process. At the same time, we show that, if the block-pegged and mining processes are not separated, then

the cryptographic puzzle can be possibly chaotic for the cryptographic puzzle design in the block by block mining environment. Thus it is an important finding that the block-pegged and mining processes can not synchronously go ahead. Third, our pyramid Markov process is matrix-geometric; while the stationary probability vector of Göbel et al. [33] is general and complicated, although Göbel et al. [33] and Javier and Fralix [44] provided two effective methods to deal with the stationary probability vector. Fourth, we provide three practical and useful factors (e.g., the efficiency-increased ratio, the jumping's mining rate, and the block-detained probability sequence) to support the competitive advantages of the dishonest mining pool; while there is no competitive element in Göbel et al. [33] such that, when the network latency disappears, all the selfish miners become honest. Therefore, their simple assumptions would not be reasonable and enough to support the study of blockchain selfish mining.

More realistically, it is interesting to consider the influence of many orphan blocks on the waste of computing resource in the blockchain. So far, there have been some qualitative analysis for the influence of orphan blocks, but the quantitative research is still very few. For the qualitative analysis, readers may refer to, such as Carlsten et al. [13], Velner et al. [92], Stifter et al. [90], Saad et al. [84], Awe et al. [2] and others. To our best knowledge, our pyramid Markov process is a most effective quantitative technique to analyze the orphan blocks in the blockchain. To this end, we use the stationary probability vector of the pyramid Markov process to be able to provide a detailed analysis for the performance measures of the blockchain selfish mining models with a lot of orphan blocks.

From an economic analysis perspective. we further set up a pyramid Markov *reward* process to study the revenue analysis of our more general model of blockchain selfish mining. Based on this, we express the long-run average profits of the honest and dishonest mining pools, respectively. Also, we find that the two long-run average profits are multivariate linear in some key parameters of the system. This leads to finding a simple sufficient condition under which the blockchain can operate normally. Moreover, we can measure the mining efficiency of the dishonest mining pool through comparing to the honest mining pool. Therefore, we develop a unified theoretical framework of pyramid Markov (reward) processes to open a new avenue, which can support many potential promising research of blockchain selfish mining.

In summary, the main contributions of this paper are listed as follows:

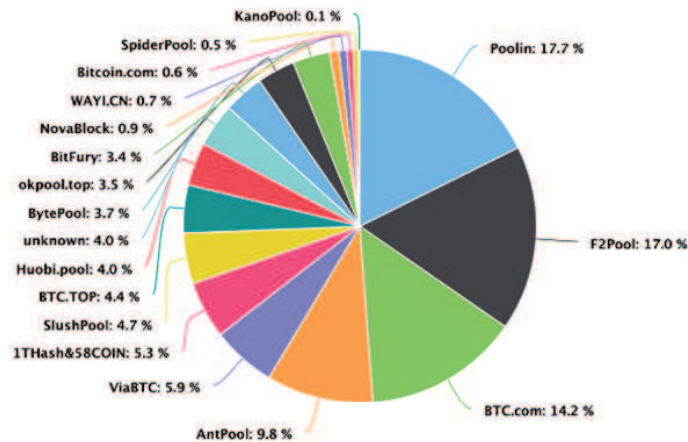
1. We describe a more general model of blockchain selfish mining with a two-block leading competitive criterion and a new economic incentive mechanism that captures three key factors: The efficiency-increased ratio, the jumping's mining rate, and a block-detained probability sequence. (Section 3)
2. We set up a pyramid Markov process to express the dynamics of the selfish mining model, and show that the pyramid Markov process is irreducible and positive recurrent, and the stationary probability vector is matrix-geometric with an explicitly representable rate matrix. (Section 4) Also, we use the stationary probability vector to provide an effective method to analyze the influence of many orphan blocks on the waste of computing resource of the blockchain. (Section 5)
3. We establish a pyramid Markov reward process to investigate the long-run average profits of the honest and dishonest mining pools, respectively. Also, we show that the long-run average profits are multivariate linear in some key parameters. This leads to a sufficient condition under which the blockchain operates normally. Moreover, we can measure the mining efficiency of the dishonest mining pool. (Section 6)
4. We study the transient mining profits in the time interval  $[0, t)$  by means of the PH distribution of infinite sizes and the associated PH renewal process. To our best knowledge, this paper is the first to establish the transient mining profits in the study of blockchain selfish mining. (Section 7)
5. We build three approximative Markov processes when the system states are taken as the difference of block numbers on the two forked branches at the common tree root. (Section 8) Further, we discuss a special case without network latency. Fortunately, we use the three approximative Markov processes to be able to provide some new interesting interpretation on the Markov chain and the revenue analysis of Eyal and Sirer [24]. We show that the Markov chain of Eyal and Sirer [24] is a rough approximation, and there is no valid mathematical theory behind it. (Section 9)

In addition, we provide a relevant literature in Section 2. In Section 10, we use some numerical examples to verify the correctness and computability of our theoretical results. Finally, Section 11 provides some useful concluding remarks.

## 2 Relevant Literature

In this section, we summarize the literature of blockchain selfish mining in the last six years. At the same time, we relate our paper to three lines of research by means of a simple classification of these literature.

We first explain the reason why the selfish mining pools can be formed and developed rapidly. When a block is managed by a miner who can provide the nonce, the miner receives two parts of profits: The *block reward* and the *transaction fee*. On the one hand, under such a profit incentive, each miner is willing to compete in producing and broadcasting a block in an open P2P network, and hope to peg the block on the blockchain such that he can receive the profit (the block reward and transaction fee) as much as possible. If the electricity price is low and the mining profit is high, then more and more people would like to join the mining process. On the other hand, since the total number of generating blocks is controlled at an average rate of one every ten minutes, the probability of individual miner generating and pegging a block becomes lower and lower, as the number of joined miners increases. This greatly increases the mining risk of each individual miner. In this situation, some miners willingly form a *selfish mining pool*. So far, developing such selfish mining pools has become increasingly widespread, e.g., see Lee and Kim [55, 55]. Figure 1 introduces and compares the best and biggest Bitcoin mining pools in the world in 2020.



The figure is taken from <https://www.buybitcoinworldwide.com/mining/pools>

Figure 1: The best and biggest Bitcoin mining pools in the world in 2020

Now, we discuss that our paper is related to three lines of research on the blockchain selfish mining, and some available methodologies and results are also listed in details.

The first research stream started with discussions on the selfish mining attacks, which can destroy the fairness of Bitcoin PoW. For the blockchain with two mining pools, Eyal and Sirer [24] set up a Markov chain to express the dynamic of the selfish mining attacks, and also designed a fairly simple revenue analysis for observing how the selfish mining attacks can influence on the profit allocation between the honest and dishonest mining pools. After then, following the Markov chain method of Eyal and Sirer [24], some researchers extended and generalized such a similar discussion for some attack strategies of blockchain, among which important examples include stubborn mining by Nayak et al. [77], Wang et al. [94] and Liu et al. [65]; Ethereum (and smart contract) by Niu and Feng [80]; multiple mining pools (or miners) by Leelavimolsilp et al. [57, 56], Liu et al. [63] and Jain [42]; multi-stage blockchain by Chang et al. [14]; no block reward by Carlsten et al. [13]; Power adjusting by Gao et al. [27]; extending Eyal and Sirer’s Markov chain by Gervais et al. [32], Mwale [73], Moustapha [71], Mulser [72], Bai et al. [5], Marmolejo-Cossío et al. [68], Dong et al. [21], Lee and Kim [54] and Liu et al. [64]. Different from the previous literature, this paper provides another interesting research perspective: Does the Markov chain method of Eyal and Sirer [24] make sense? For this purpose, we develop a new theoretical framework of pyramid Markov processes, and show that the Markov chain of Eyal and Sirer [24] is a rough approximation, and there is no valid mathematical theory behind it.

Göbel et al. [33] set up a two-dimensional Markov chain to study the selfish mining attacks. Javier and Fralix [44] further provided a new computational analysis for the stationary probability vector of the two-dimensional Markov chain given in Göbel et al. [33]. Our paper is closely related to Göbel et al. [33] from the two-dimensional structure of Markov chains. Distinctively, we find that the block-pegged and mining processes must be separated from two connected time intervals, thus we can establish a pyramid Markov process which is simpler than that of Göbel et al. [33], and show that the stationary probability vector is matrix-geometric with an explicitly representable rate matrix.

The probability theory of blockchain selfish mining is further developed. On the one hand, Grunspan and Pérez-Marco [34, 35, 36, 37] applied martingale to analyze the profitability of selfish mining, stubborn mining, trailing mining, and Ethereum. Albrecher and Goffard [1] studied the profitability of blockchain selfish mining by means of the theory



of ruin. On the other hand, to dynamically optimize the selfish mining strategies, the Markov decision processes have been applied successfully. Important examples include Sapirshstein et al. [85], Sompolinsky and Zohar [89], Gervais et al. [31], Wüst [98] and Gupta [39].

Our paper is related to the second research stream of blockchain selfish mining, while their mathematical analysis has still been relatively weak or more difficult up to now. This greatly motivates us to open up potentially interesting research on the different directions, including applications of our pyramid Markov processes. In what follows, we classify the literature into seven different research directions:

(a) *Generalizations of selfish mining strategies.* Important examples include the subversive miner strategy by Courtois and Bahack [18]; and the stubborn mining strategy by Nayak et al. [77]. In addition, Lee and Kim [56] developed a detective mining by means of the information of miners.

(b) *The puzzle difficulty.* Note that the Bitcoin miners competitively solve a PoW puzzle to find the nonce. Once such a nonce is found, a Bitcoin block can immediately be generated and pegged on the blockchain. See Nakamoto [74], Narayanan et al. [75], Miller et al. [69], Göbel et al. [33], Kraft [52] and Davidson and Diamond [19]. The difficulty level used to discover a new block can be constantly adjusted such that, on average, one block is expected to be discovered every 10 minutes. Readers may refer to, such as block arrivals by Göbel et al. [33]; zeroblock by Solat and Potop-Butucaru [87, 86]; smartpool by Luu et al. [67]; difficulty control by Fullmer and Morse [26]; pooled mining by Lee and Kim [54]; unfairness of blockchain by Guerraoui and Wang [38]; multi-stage blockchain by Chang et al. [14]; bobtail by Bissias and Levine [8]; and so on. Note that, when the difficulty level is changed continuously, the Markov process of blockchain selfish mining is nonhomogeneous, thus such a transient analysis is more difficult.

(c) *The forked structure.* When there exist more than one mining pools in blockchain (see Leelavimolsilp et al. [55, 54], Liu et al. [63] and Jain [42]), it is possible that two or more blocks with the same preceding block (parent block) can be produced and form block branches forked at the preceding block. This leads to a forked structure starting from the parent block, as the length (or height) of blockchain increases. Readers may refer to Section 4 of Eyal and Sirer [24] for some explanatory examples. To enhance the scalability and transaction throughput of blockchain, Sompolinsky and Zohar [89] generalized the simple forked tree (i.e., several block branches forked at a common tree

root) to a more general tree with multiple branching points (called GHOST), and further to a Direct Acyclic Graph (abbreviated DAG), e.g., see Kiayias and Panagiotakos [50], Lee [53] and Choi et al. [17]. Typically, it is interesting and challenging to study the blockchain selfish mining with multiple mining pools whose forked structure is GHOST or DAG. In this case, our pyramid Markov processes are related to the fluid and diffusion approximations due to dealing with a multi-dimensional stochastic system.

(d) *The orphan blocks and uncle blocks.* In the blockchain selfish mining, the orphan blocks and uncle blocks can lead to the waste of computing power resource by means of the longest chain or heaviest path. Readers may refer to the orphan blocks by Carlsten et al. [13], Velner et al. [92], Stifter et al. [90], Saad et al. [84] and Awe et al. [2]; and the uncle blocks (in Ethereum) by Gervais et al. [31], Ritz and Zugenmaier [81], Niu and Feng [80], Werner et al. [95], Wang et al. [94], Chang et al. [15] and Liu et al. [65]. It is worthwhile to note that our pyramid Markov processes are successful and applicable in the study of orphan blocks.

(e) *Detection of selfish mining.* In a blockchain, it is possible to have some different classes of attacks, such as 51% attack, selfish mining attack, stalker attack, eclipse attack, physical attack and so forth. In this case, an interesting topic is how to detect the different attacks effectively, and to be able to put forward some defensive measures for the attacks. Important examples include Liu et al. [66], Saad et al. [83], Lee and Kim [55] and Chicarino et al. [16].

(f) *Defense against selfish mining.* The selfish mining attack is a fundamental challenge in the study of blockchain, since it breaks the fairness of blockchain (see Guerraoui and Wang [38]) and poses potential threats to the decentralized structure. Thus it is very important to defense against and prevent the selfish mining, readers may refer to, such as Zhang [100], Solat and Potop-Butucaru [86, 87] and Zhang and Preneel [101].

(g) *The double spending attacks.* The double spending attacks have a stronger relation with the selfish mining. Note that the block-pegged time can increase due to the network delay (see Decker and Wattenhofer [20]), thus the released blocks will not be confirmed immediately. In this situation, the selfish mining attacks can make the double spending attacks, e.g., see Karame et al. [46], Rosenfeld [82] and Javarone and Wright [43] for more details.

Other research is also mentioned here, for example, the data and experiment analysis by Wright [96], Wright and Savannah [97], Eijkel and Fehnker [22] and Kedziora et al. [47].

Finally, our work is related to the third research stream in the study of consensus protocols. So far, the consensus protocols (or algorithms) have been the core of blockchain development. Normally, the consensus protocol is used to determine the generation, storage and validation of data, it sets up operations mode of blockchain and determines performance and security of blockchain. Now, the frequently used consensus protocols include two different types: A consensus protocol based on Byzantine fault tolerance algorithm (BFT), and another consensus protocol based on PoW / Proof of Stake (PoS). The BFT consensus protocol is usually used in smaller *private chains* or *alliance chains*; while the PoW/PoS consensus protocol is suitable for large-scale *public chains*. Furthermore, following BFT, PoW and PoS, so far over fifty consensus protocols have been developed with advantage of special needs. Readers may refer to survey papers by, for example, Bissias et al. [9], Cachin et al. [12], Nguyen and Kim [79], Wang et al. [93], Xiao et al. [99], Bano et al. [6] and Natoli et al. [76], Huang et al. [41] and fan et al. [25]. Recently, it is interesting and challenging to develop the theory of Markov processes (more generally, probability theory), including our pyramid Markov processes, in the study of consensus protocols.

### 3 Model Description

In this section, we describe a more general model of blockchain selfish mining with two different mining pools: The dishonest mining pool, and the honest mining pool (i.e., a virtual pool with all the honest miners). Also, the blockchain selfish mining is controlled by not only a two-block leading competitive criterion but also an economic incentive mechanism that captures three types of key parameters: The efficiency-increased ratio  $\mathfrak{R}$ , the jumping's mining rate  $\gamma$ , and the block-detained probability sequence  $\{p_k : k = 2, 3, 4, \dots\}$ . In addition, we introduce some mathematical notation used in our later study.

To avoid the 51% attack, we assume that the computing power of the honest mining pool is more than half of the total computing power of the blockchain, that is, the honest miners are in the majority while the dishonest miners are in the minority. Note that the honest mining pool follows the two-block leading competitive criterion, while the dishonest mining pool follows the selfish mining attack strategy, which is a modification of the two-block leading competitive criterion through using the block-detained probability sequence  $\{p_k : k = 2, 3, 4, \dots\}$ . See Figure 2 for an intuitive understanding.

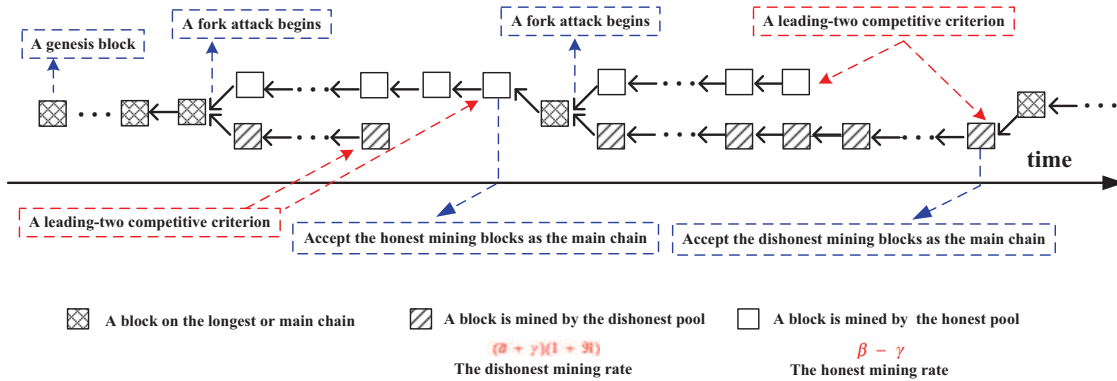


Figure 2: The two-block leading competitive criterion

In the blockchain selfish mining, the honest and dishonest mining pools have a fierce competition on finding the nonce (i.e., solving the cryptographic puzzle to give the nonce) to generate the blocks, and they publish the blocks to make two block branches forked at a common tree root (parent block). For the two honest and dishonest mining pools under the two-block leading competitive criterion, by observing the two block branches forked at the common tree root, we define *the main chain* as the longer block branch; while another shorter block branch is called *the chain of orphan blocks*.

In the blockchain, every external transaction first needs to be checked by paying a certain handling expense (called the transaction fee), and it is sent to the transaction pool. Then some transactions are randomly taken from the transaction pool to generate a block, e.g., see Li et al. [60, 61] for an intuitive interpretation. On the other hand, the transactions of an orphan block are returned to the transaction pool but no additional transaction fee is required again. For convenience of our analysis, we assume that the transaction pool always has a large enough capacity.

In what follows, we provide some model descriptions for the blockchain selfish mining as follows.

**(1) The block-generating processes:** We assume that the blocks mined by the dishonest and honest mining pools have formed two block branches forked at a common tree root, and the growths of the two block branches are two Poisson processes with block-generating rates  $\alpha > 0$  and  $\beta > 0$ , where  $\alpha = \tilde{\alpha}(1 + \mathfrak{R})$ ,  $\mathfrak{R} \geq 0$  is the efficiency-increased ratio of the dishonest mining pool; and  $\tilde{\alpha} > 0$  is regarded as a net mining rate when all the miners of the dishonest mining pool become honest,  $\beta$  is a net mining rate of the honest

mining pool.

**(2) The jumping's mining rate:** The dishonest mining pool has more mining advantages than the honest mining pool, so it can attract some honest miners to jump into the dishonest mining pool. Let  $\gamma$  be the net jumping's mining rate of such jumping miners. Then after jumped, the block-generating rates of the dishonest and honest mining pools are given by  $(\tilde{\alpha} + \gamma)(1 + \mathfrak{R})$  (i.e.,  $\alpha + \gamma(1 + \mathfrak{R})$ ) and  $\beta - \gamma$ , respectively.

To overcome the 51% attacks, it is necessary to limit the jumping's mining rate  $\gamma$ . Let  $\tilde{\alpha} + \gamma < (1/2)(\tilde{\alpha} + \beta)$  and  $\beta - \gamma > (1/2)(\tilde{\alpha} + \beta)$ . Then

$$0 \leq \gamma < \frac{1}{2}(\beta - \tilde{\alpha}). \quad (1)$$

From a practical economic perspective, the two key parameters  $\mathfrak{R}$  and  $\gamma$  are well related to the dishonest mining pool's operations management level, social reputation and influence, the reward of each excavated block, and so on. Based on this, this paper is clearly different from those previous works in the literature. Figure 3 depicts some useful relations between the two honest and dishonest mining pools.

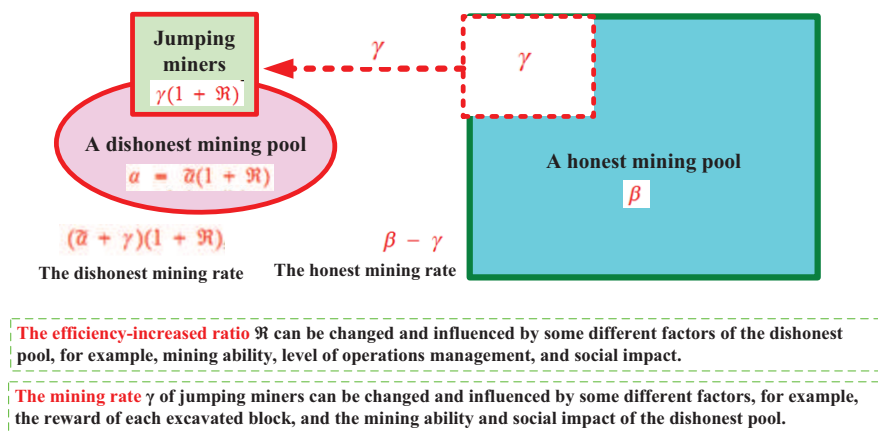


Figure 3: Some useful relations between the two honest and dishonest mining pools

**(3) The block-pegged time of the main chain:** The network latency always makes some time delay for each block-pegged on the blockchain. Thus the block-pegged time is used to express the network latency, and it is a time interval that begins at the broadcast time of a block until the block is pegged on the blockchain. Currently, the block-pegged time contains two different parts: The block broadcast time, and the verification time by various miners. Also, the block broadcast time is always longer than the verification time, because the verification time is very short.

Once a main chain is formed, then the mining process is terminated immediately, and *the whole main chain* is pegged on the blockchain. We assume that the blockchain-pegged times are independent and identically distributed (i.i.d) and exponential with mean  $1/\mu$ .

Note that *no new block can be generated during the block-pegged process of the main chain*, thus the mining process stops. Once the main chain is pegged on the blockchain, then a new mining competition immediately starts on two new block branches forked another common tree root.

**(4) The return times of the orphan blocks:** Since an orphan block can not be pegged on the blockchain, it has to return to the transaction pool. We assume that the return time of each orphan block is exponential with mean  $1/\mu$ .

**(5) A two-block leading competitive criterion:**

(a) *The main chain by the honest mining pool.* Once the honest chain of blocks is two blocks ahead of the dishonest chain of blocks, then the honest chain of blocks is the main chain. In this case, the forked process of two block branches ends immediately, and the whole main chain is pegged on the blockchain. At the same time, all the blocks of the dishonest chain immediately becomes orphan blocks, and all of them need to be returned to the transaction pool without re-paying any new fee.

(b) *The main chain by the dishonest mining pool.* Once the dishonest chain of blocks is  $k$  blocks ahead of the honest chain of blocks for  $k \geq 2$ , then the dishonest chain of blocks is taken as the main chain. Based on this, two different cases are considered as follows:

**(b-1)** With probability  $p_k$ , the whole main chain is pegged on the blockchain, and the forked process of two block branches ends immediately. Also, all the blocks of the honest chain immediately becomes orphan blocks, each of which is returned to the transaction pool.

**(b-2)** With probability  $1 - p_k$ , the dishonest mining pool does not broadcast and peg the main chain such that it continues to mine more blocks to lengthen the main chain. To peg the main chain on the blockchain finally, we assume that  $\lim_{n \rightarrow \infty} p_n = 1$ .

**(6) The reward of a block generated and pegged on the blockchain:** Once a block is generated and pegged on the blockchain, then the mining pool of generating this block can obtain an appropriate amount of reward (or compensation) from two different parts:

(a) *A block reward  $r_B$  by the blockchain system.* When a block is generated and pegged on the blockchain, the mining pool receives a certain amount of block reward  $r_B$ .

(b) *An average total transaction fee  $r_F$  in the block.* It is possible that the transactions and their number contained in the blocks are different of each other. For the sake of simplicity, we take an average total transaction fee  $r_F$  of each block.

Obviously,  $r_B + r_F$  is the total reward received by a mining pool who generates and pegs the block on the blockchain.

Note that the two mining pools do not receive any block reward and transaction fee from any orphan block.

**(7) The mining cost:** The mining cost of the blockchain system contains two parts:

(a) *The electric charge.* Let  $c_E$  be the electric price per unit of net mining rate and per unit time. Then the electric costs per unit time by the dishonest and honest mining pools are given by  $c_E(\tilde{\alpha} + \gamma)$  and  $c_E(\beta - \gamma)$ , respectively.

(b) *The administrative fee.* Let  $c_A$  be the administrative price per unit of net mining rate and per unit time. Then the administrative costs per unit time by the dishonest and honest mining pools are given by  $c_A(\tilde{\alpha} + \gamma)(1 + \mathfrak{R})$  and  $c_A(\beta - \gamma)$ , respectively.

**Independence:** We assume that all the random variables defined above are independent of each other.

**Remark 1** *To support the selfish mining behavior effectively, the efficiency-increased ratio  $\mathfrak{R}$  measures the improvement of management ability of the dishonest mining pool, the block-detained probability sequence  $\{p_k : k = 2, 3, 4, \dots\}$  denotes the unfair competition strategy used by the dishonest mining pool, and the jumping's mining rate  $\gamma$  reflects the social influence reputation of the dishonest mining pool in the world.*

**Remark 2** *If  $\lim_{n \rightarrow \infty} p_n < 1$ , then with probability  $1 - \lim_{n \rightarrow \infty} p_n$ , the dishonest mining pool does not broadcast the mined blocks so that some main chains will become the chain of orphan blocks. This case is clearly impractical from the mining purpose. Thus this paper will not consider the case with  $\lim_{n \rightarrow \infty} p_n < 1$ .*

**Remark 3** (a) *Note that such a block reward is halved after every 210,000 blocks are mined. In November 2012, the block reward was reduced from its initial level of 50 Bitcoins to 25 Bitcoins, the reduced reward of 12.5 was further done in July 2016, and then again in July 2020 to its current level of 6.25. Finally, the block reward will be reduced 32 more times before eventually reaching zero sometime around 2140.* (b) *As  $r_B$  decreases after every period of four years, designing a sufficient large transaction fee  $r_F$  will be the main economic source to maintain the operations management of a blockchain system.*

## 4 A Pyramid Markov Process

In this section, we set up a new pyramid Markov process to analyze the blockchain selfish mining with a two-block leading competitive criterion and a new economic incentive mechanism. Note that all the key factors or parameters designed in the blockchain selfish mining are well related to the physical and dynamic structure of the pyramid Markov process. In particular, we show that the pyramid Markov process is irreducible and positive recurrent, and that the stationary probability vector is matrix-geometric with an explicitly representable rate matrix.

In the two block branches forked at a common tree root, we denote by  $I(t)$  and  $J(t)$  the numbers of blocks mined by the honest and dishonest mining pools at time  $t$ , respectively. It is clear that  $\{(I(t), J(t)) : t \geq 0\}$  is a continuous-time Markov process whose state space is given by

$$\Omega = \Omega_{\tilde{\mathbf{0}}} \cup \left( \bigcup_{k=0}^{\infty} \Omega_k \right),$$

where

$$\text{Level } \tilde{\mathbf{0}} : \Omega_{\tilde{\mathbf{0}}} = \{(0, 0)\},$$

$$\text{Level } 0 : \Omega_0 = \{(0, 1), (0, 2), (0, 3), \dots\},$$

$$\text{Level } 1 : \Omega_1 = \{(1, 0), (1, 1), (1, 2), (1, 3), \dots\},$$

$$\text{Level } k : \Omega_k = \{(k, k-2), (k, k-1), (k, k), (k, k+1), (k, k+2), \dots\}, \quad k \geq 2.$$

Based on this, the state transition relation of the Markov process  $\{(I(t), J(t)) : t \geq 0\}$  is depicted in Figure 4. Note that the Markov process  $\{(I(t), J(t)) : t \geq 0\}$  is of pyramid type, thus it is also called a pyramid Markov process (note that such a pyramid form can become clearer in multiple mining pools).

**Remark 4** *State  $(0, 0)$  plays a key role in setting up the pyramid Markov process. In fact, State  $(0, 0)$  describes the tree root as the starting point of a fork attack, see Figure 4 for more details. If the pyramid Markov process enters State  $(0, 0)$ , then the fork attack ends immediately, and the main chain is pegged on the blockchain.*

By using Figure 4, the infinitesimal generator of the Markov process  $\{(I(t), J(t)) : t \geq 0\}$



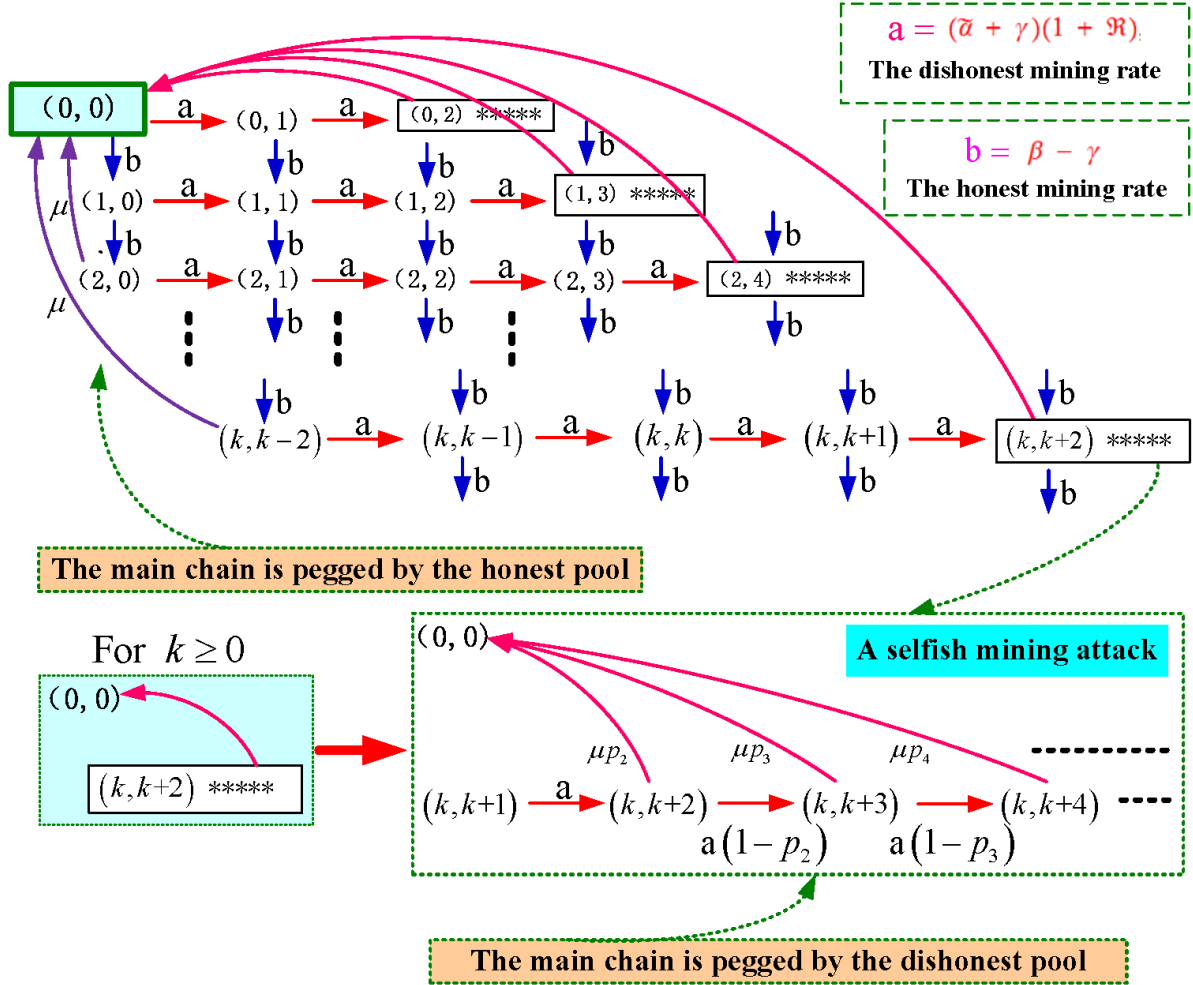


Figure 4: The state transition relation of the pyramid Markov process

is given by

$$Q = \begin{pmatrix} Q_{\tilde{0},\tilde{0}} & Q_{\tilde{0},0} & Q_{\tilde{0},1} & & & & \\ Q_{0,\tilde{0}} & Q_{0,0} & Q_{0,1} & & & & \\ Q_{1,\tilde{0}} & & Q_{1,1} & Q_{1,2} & & & \\ B & & & A & C & & \\ B & & & & A & C & \\ \vdots & & & & & \ddots & \ddots \end{pmatrix}, \quad (2)$$

where  $a = (\tilde{\alpha} + \gamma)(1 + \mathfrak{R})$ ,  $b = \beta - \gamma$ ,  $\xi_k = a(1 - p_k) + b + \mu p_k$  for  $k \geq 2$ ,

$$Q_{\tilde{0},\tilde{0}} = -(a + b), Q_{\tilde{0},0} = (a, 0, 0, \dots), Q_{\tilde{0},1} = (b, 0, 0, \dots);$$

$$\begin{aligned}
Q_{0,\tilde{0}} &= \begin{pmatrix} 0 \\ \mu p_2 \\ \mu p_3 \\ \mu p_4 \\ \vdots \end{pmatrix}, Q_{0,1} = \begin{pmatrix} 0 & b & & & \\ & 0 & b & & \\ & & 0 & b & \\ & & & 0 & b \\ & & & & \ddots & \ddots \end{pmatrix}, \\
Q_{0,0} &= \begin{pmatrix} -(a+b) & a & & & \\ & -\xi_2 & a(1-p_2) & & \\ & & -\xi_3 & a(1-p_3) & \\ & & & -\xi_4 & \ddots \\ & & & & \ddots \end{pmatrix}; \\
Q_{1,\tilde{0}} &= \begin{pmatrix} 0 \\ 0 \\ 0 \\ \mu p_2 \\ \mu p_3 \\ \mu p_4 \\ \vdots \end{pmatrix}, Q_{1,2} = \begin{pmatrix} b & & & & \\ & b & & & \\ & & b & & \\ & & & b & \\ & & & & b \\ & & & & & \ddots \end{pmatrix}, \\
Q_{1,1} &= \begin{pmatrix} -(a+b) & a & & & \\ & -(a+b) & a & & \\ & & -(a+b) & a & \\ & & & -\xi_2 & a(1-p_2) \\ & & & & -\xi_3 & a(1-p_3) \\ & & & & & \ddots & \ddots \end{pmatrix}; \\
B &= \begin{pmatrix} \mu \\ 0 \\ 0 \\ 0 \\ \mu p_2 \\ \mu p_3 \\ \vdots \end{pmatrix}, C = \begin{pmatrix} 0 & & & & \\ b & 0 & & & \\ & b & 0 & & \\ & & b & 0 & \\ & & & b & 0 \\ & & & & b & 0 \\ & & & & & \ddots & \ddots \end{pmatrix},
\end{aligned}$$

$$A = \begin{pmatrix} -(a + \mu) & a & & & & & & \\ & -(a + b) & a & & & & & \\ & & -(a + b) & a & & & & \\ & & & -(a + b) & a & & & \\ & & & & -\xi_2 & a(1 - p_2) & & \\ & & & & & -\xi_3 & a(1 - p_3) & \\ & & & & & & \ddots & \ddots \\ & & & & & & & \ddots & \ddots \end{pmatrix}.$$

In the above matrices, we only give the non-zero elements, while all the zero elements are empty with an easy understanding from the context of the state space  $\Omega$ .

**Theorem 1** *The pyramid Markov process  $Q$  must be irreducible and positive recurrent.*

**Proof.** It is easy to see Figure 4 that the pyramid Markov process  $Q$  is irreducible, since for any two states  $(n_1, n_2)$  and  $(m_1, m_2)$ , there must exist a state transition path such that the pyramid Markov process  $Q$  can arrive at state  $(m_1, m_2)$  from state  $(n_1, n_2)$ .

To prove the stability, it is a little bit complicated. Here, we use the *double* mean drift method for dealing with not only each level but also the whole process., e.g., see Chapter 3 of Li [59].

We first prove the sub-Markov process only observed within Level  $k$  is positive recurrent for  $k = 0, 1, 2, \dots$ . From Figure 5, our analysis is to consider the following two different cases:

**Case one:** The sub-Markov process  $\{J(t), I(t) = 0 \text{ or } 1 : t \geq 0\}$  observed within Level 0 or Level 1. Here, we only discuss the case with Level 0, while another case with Level 1 can be dealt with similarly.

It is easy to see from (a) of Figure 5 that the sub-Markov process  $\{J(t), I(t) = 0 : t \geq 0\}$  observed within Level 0 has the state space  $\Omega_{\text{Level } 0} = \{\Delta, 1, 2, 3, \dots\}$ , and its infinitesimal generator is given by

$$Q_{\text{Level } 0} = \begin{pmatrix} -a & a & & & & & & \\ 0 & -a & & a & & & & \\ \mu p_2 & & -[\mu p_2 + a(1 - p_2)] & & a(1 - p_2) & & & \\ \mu p_3 & & & & -[\mu p_3 + a(1 - p_3)] & & a(1 - p_3) & \\ \vdots & & & & & & \ddots & \ddots \end{pmatrix}.$$

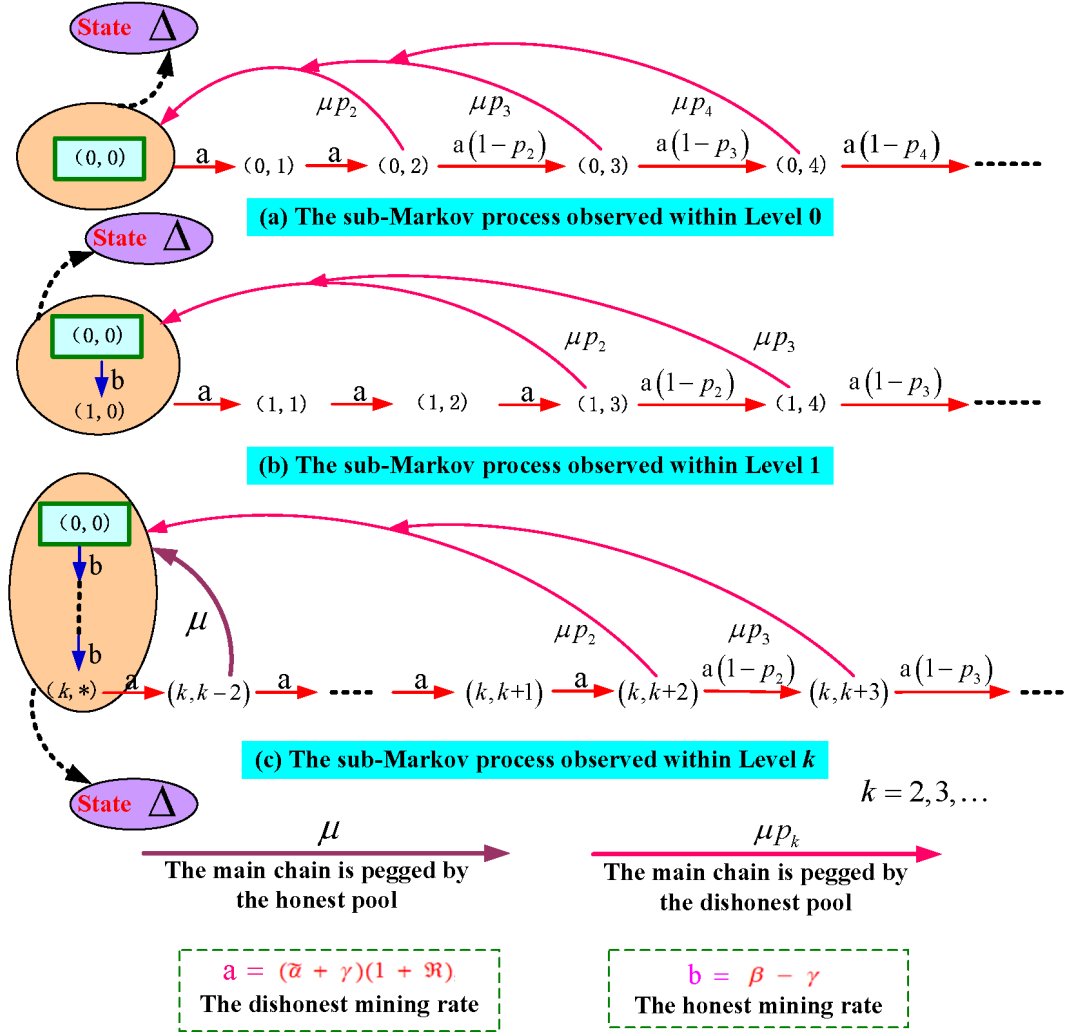


Figure 5: Three different sub-Markov processes

Here, we apply the mean drift method to consider the stability of the sub-Markov process  $\mathbf{Q}_{\text{Level } 0}$ . To this end, it is observed on state  $k$  that the mean drift rate of moving left to state  $\Delta$  is given by  $k \cdot \mu p_k$ , where  $k$  denotes the  $k$ -step state transitions; while the mean drift rate of moving right to state  $k+1$  is given by  $1 \cdot a(1-p_k)$ , where 1 denotes the 1-step state transitions. Note that  $\lim_{k \rightarrow \infty} p_k = 1$ , it is clear that  $\lim_{k \rightarrow \infty} k \cdot \mu p_k = \lim_{k \rightarrow \infty} k \mu = \infty$  and  $\lim_{k \rightarrow \infty} 1 \cdot a(1-p_k) = 0$ . This shows that there exists a sufficient large positive integer  $K$  such that for any  $n > K$

$$n \cdot \mu p_n > 1 \cdot a(1-p_n),$$

that is, for any  $n > K$ , the mean drift rate of moving left to state  $\Delta$  is bigger than the



and

$$\theta_{\Delta} = \frac{1}{1 + \left(4 + \frac{\delta_{k-1}\delta_{k-2}\delta_{k-3}\cdots\delta_2 a}{\eta_k \eta_{k-1} \eta_{k-2} \cdots \eta_3 \eta_2}\right) \frac{a}{a+\mu}}.$$

Observing state  $\Delta$  of the sub-Markov process  $\mathbf{Q}_{\text{Level } k}$ , let  $\tilde{\theta} = (\theta_{-2}, \theta_{-1}, \theta_0, \theta_1, \theta_2, \theta_3, \dots)$ . Then it is easy to see from Figure 4 that for the pyramid Markov process  $Q$  on Level  $k$ , the mean drift rate of moving left to state  $\Delta$  (see Level  $\tilde{0}$ ) is given by

$$(k+1) \cdot \tilde{\theta} B e = (k+1) \left( \mu \theta_{-2} + \mu \sum_{k=2}^{\infty} \theta_k p_k \right) > \mu \theta_{-2} (k+1),$$

where  $e$  is a column vector of ones with a suitable size, and  $k+1$  denotes the  $(k+1)$ -level state transitions; while the mean drift rate of moving right to Level  $k+1$  is given by

$$1 \cdot \tilde{\theta} C e = b \sum_{k=-1}^{\infty} \theta_k < b,$$

where 1 denotes the 1-level state transitions. Since

$$\lim_{k \rightarrow \infty} (k+1) \cdot \tilde{\theta} B e > \lim_{k \rightarrow \infty} \mu \theta_{-2} (k+1) = \infty > b > 1 \cdot \tilde{\theta} C e,$$

there exists a sufficient large positive integer  $\mathbf{K}$  such that for any  $n > \mathbf{K}$

$$(n+1) \cdot \tilde{\theta} B e > 1 \cdot \tilde{\theta} C e.$$

This shows that in the pyramid Markov process  $Q$  on Level  $n$  for any  $n > \mathbf{K}$ , the mean drift rate of moving left to state  $\Delta$  (see Level  $\tilde{0}$ ) is bigger than the mean drift rate of moving right to Level  $n+1$ .

Based on the above discussion, for the pyramid Markov process  $Q$ , we obtain two basic results: (i) The sub-Markov process  $\mathbf{Q}_{\text{Level } k}$  is stable for  $k = 0, 1, 2, 3, 4, \dots$  (ii) For the pyramid Markov process  $Q$  on Level  $n$  with any  $n > \mathbf{K}$ , the mean drift rate of moving left to state  $\Delta$  (see Level  $\tilde{0}$ ) is bigger than the mean drift rate of moving right to Level  $n+1$ . Therefore, it follows from Chapter 3 of Li [59] that the pyramid Markov process  $Q$  must be positive recurrent. This completes the proof.  $\square$

Note that the pyramid Markov process  $Q$  is irreducible and positive recurrent, for  $i, j = 0, 1, 2, \dots$ , we define the probabilities

$$p_{i,j}(t) = P \{I(t) = i, J(t) = j\}$$

and

$$\pi_{i,j} = \lim_{t \rightarrow +\infty} p_{i,j}(t).$$

We write

$$\pi = (\pi_{\tilde{0}}, \pi_0, \pi_1, \pi_2, \pi_3, \pi_4, \pi_5, \dots),$$

where by corresponding to the state space  $\Omega$ ,

$$\pi_{\tilde{0}} = \pi_{0,0},$$

$$\pi_0 = (\pi_{0,1}, \pi_{0,2}, \pi_{0,3}, \pi_{0,4}, \dots),$$

$$\pi_1 = (\pi_{1,0}, \pi_{1,1}, \pi_{1,2}, \pi_{1,3}, \pi_{1,4}, \dots),$$

$$\pi_k = (\pi_{k,k-2}, \pi_{k,k-1}, \pi_{k,k}, \pi_{k,k+1}, \pi_{k,k+2}, \dots), \quad k \geq 2.$$

To express the stationary probability vector  $\pi = (\pi_{\tilde{0}}, \pi_0, \pi_1, \pi_2, \pi_3, \pi_4, \pi_5, \dots)$ , we need to compute some inverse matrices for a class of upper triangular matrices of infinite size, for example, the matrices  $Q_{0,0}$ ,  $Q_{1,1}$  and  $A$  given in (2).

The following lemma provides the inverse of an upper triangular matrix of infinite size, which is useful in our later study.

**Lemma 1** *Let  $d_k \neq 0$  for  $k = 0, 1, 2, \dots$ . Then the upper triangular matrix*

$$D = \begin{pmatrix} d_0 & f_0 & & & & \\ & d_1 & f_1 & & & \\ & & d_2 & f_2 & & \\ & & & d_3 & f_3 & \\ & & & & \ddots & \ddots \\ & & & & & \ddots & \ddots \end{pmatrix}$$

*is invertible, and there exists a unique inverse matrix as follows:*

$$D^{-1} = \begin{pmatrix} \frac{1}{d_0} & -\frac{f_0}{d_0 d_1} & \frac{f_0 f_1}{d_0 d_1 d_2} & -\frac{f_0 f_1 f_2}{d_0 d_1 d_2 d_3} & \frac{f_0 f_1 f_2 f_3}{d_0 d_1 d_2 d_3 d_4} & \dots \\ & \frac{1}{d_1} & -\frac{f_1}{d_1 d_2} & \frac{f_1 f_2}{d_1 d_2 d_3} & -\frac{f_1 f_2 f_3}{d_1 d_2 d_3 d_4} & \dots \\ & & \frac{1}{d_2} & -\frac{f_2}{d_2 d_3} & \frac{f_2 f_3}{d_2 d_3 d_4} & \dots \\ & & & \frac{1}{d_3} & -\frac{f_3}{d_3 d_4} & \dots \\ & & & & \frac{1}{d_4} & \dots \\ & & & & & \ddots & \ddots \end{pmatrix}$$

*whose  $(k, k+l)$  st element is given by*

$$D_{k,k+l}^{-1} = (-1)^l \frac{f_k f_{k+1} f_{k+2} \cdots f_{k+l-1}}{d_k d_{k+1} d_{k+2} \cdots d_{k+l-1} d_{k+l}}$$

*for  $k = 0, 1, 2, 3, \dots$ , and  $l = 0, 1, 2, 3, \dots$*

**Proof.** Note that  $d_k \neq 0$  for  $k = 0, 1, 2, \dots$ , the upper triangular matrix  $D$  is invertible.

Let

$$X = \begin{pmatrix} x_{0,0} & x_{0,1} & x_{0,2} & x_{0,3} & \cdots \\ & x_{1,1} & x_{1,2} & x_{1,3} & \cdots \\ & & x_{2,2} & x_{2,3} & \cdots \\ & & & x_{3,3} & \cdots \\ & & & & \ddots \end{pmatrix}.$$

Then the invertible upper triangular matrix  $D$  must have the unique upper triangular inverse matrix. Then it follows from  $XD = I$  that for  $k = 0, 1, 2, 3, \dots$ , and  $l = 0, 1, 2, 3, \dots$ ,

$$x_{k,k+l} = (-1)^l \frac{f_k f_{k+1} f_{k+2} \cdots f_{k+l-1}}{d_k d_{k+1} d_{k+2} \cdots d_{k+l-1} d_{k+l}}.$$

This proof is completed.  $\square$

By using Lemma 1, it is easy to explicitly express the inverse matrices of the matrices  $Q_{0,0}$ ,  $Q_{1,1}$  and  $A$ . Here, we omit their details.

The following lemma indicates that each element of the matrix  $(I - \mathbf{R})^{-1}$  of infinite sizes is finite. This result is necessary and useful in our later analysis.

**Lemma 2** *Let  $\mathbf{R} = C(-A)^{-1}$  and  $(I - \mathbf{R})^{-1} = \sum_{k=0}^{\infty} \mathbf{R}^k$ . Then each element of the matrix  $(I - \mathbf{R})^{-1}$  of infinite sizes is finite.*

**Proof.** Note that

$$(I - \mathbf{R})^{-1} = [I - C(-A)^{-1}]^{-1} = [-(A + C)]^{-1}(-A),$$

where

$$A+C = \begin{pmatrix} -(a+\mu) & a & & & & & & & & \\ & b & -(a+b) & a & & & & & & \\ & & b & -(a+b) & a & & & & & \\ & & & b & -(a+b) & a & & & & \\ & & & & b & -\xi_2 & a(1-p_2) & & & \\ & & & & & b & -\xi_3 & a(1-p_3) & & \\ & & & & & & \ddots & \ddots & \ddots & \end{pmatrix},$$

which is the infinitesimal generator of an irreducible birth-death process, and having

$$-(A + C)e = (\mu, 0, 0, 0, \mu p_2, \mu p_3, \mu p_4, \dots)^T.$$



By using Section 3 in Chapter 1 of Li [59], the LU-type RG-factorization is given by

$$A + C = (I - R_U)U(I - G_L),$$

where

$$U = \text{diag}(U_0, U_1, U_2, U_3, \dots)$$

$$R_U = \begin{pmatrix} 0 & R_0 & & & & \\ & 0 & R_1 & & & \\ & & 0 & R_2 & & \\ & & & 0 & R_3 & \\ & & & & \ddots & \ddots \\ & & & & & \ddots & \ddots \end{pmatrix}, \quad G_L = \begin{pmatrix} 0 & & & & & \\ G_1 & 0 & & & & \\ & G_2 & 0 & & & \\ & & G_3 & 0 & & \\ & & & \ddots & \ddots & \\ & & & & \ddots & \ddots \end{pmatrix},$$

the real number sequence  $\{R_k : k \geq 0\}$  is the minimal positive solution to the system of nonlinear equations

$$\begin{aligned} R_1 R_0 b - R_0(a + b) + a &= 0, \\ R_2 R_1 b - R_1(a + b) + a &= 0, \\ R_3 R_2 b - R_2(a + b) + a &= 0, \\ R_{k+1} R_k b - R_k \xi_{k-1} + a &= 0, \quad k \geq 3; \end{aligned}$$

while the real number sequence  $\{G_l : l \geq 1\}$  is the minimal positive solution to the system of nonlinear equations

$$\begin{aligned} b - G_1(a + b) + G_2 G_1 a &= 0, \\ b - G_2(a + b) + G_3 G_2 a &= 0, \\ b - G_3(a + b) + G_4 G_3 a &= 0, \\ b - G_k \xi_{k-2} + G_{k+1} G_k a &= 0, \quad k \geq 4. \end{aligned}$$

Furthermore, the real number sequence  $\{U_k : k \geq 0\}$  is given by

$$\begin{aligned} U_0 &= -(a + \mu) + R_0 b = -(a + \mu) + a G_1, \\ U_1 &= -(a + b) + R_1 b = -(a + b) + a G_2, \\ U_2 &= -(a + b) + R_2 b = -(a + b) + a G_3, \\ U_3 &= -(a + b) + R_3 b = -(a + b) + a G_4, \\ U_k &= -\xi_{k-2} + R_k b = -\xi_{k-2} + a G_{k+1}, \quad k \geq 4. \end{aligned}$$

Thus we obtain

$$\begin{aligned} (I - \mathbf{R})^{-1} &= [-(A + C)]^{-1} (-A) \\ &= (I - G_L)^{-1} \text{diag}(-U_0^{-1}, -U_1^{-1}, -U_2^{-1}, -U_3^{-1}, \dots) (I - R_U)^{-1} (-A). \end{aligned}$$

Following Theorem 1.2 in Chapter 1 of Li [59], some matrix computation indicates that each element of the matrix  $(I - \mathbf{R})^{-1}$  is finite. This proof is completed.  $\square$

The following theorem provides an explicit expression for the stationary probability vector  $\pi = (\pi_{\tilde{0}}, \pi_0, \pi_1, \pi_2, \pi_3, \pi_4, \pi_5, \dots)$  by means of a new matrix-geometric solution with the rate matrices

$$\mathbf{R} = C(-A)^{-1} \quad (3)$$

and

$$\tilde{\mathbf{R}} = Q_{1,2}(-A)^{-1}. \quad (4)$$

**Theorem 2** *The stationary probability vector  $\pi = (\pi_{\tilde{0}}, \pi_0, \pi_1, \pi_2, \pi_3, \pi_4, \pi_5, \dots)$  of the pyramid Markov process  $Q$  is matrix-geometric, given by*

$$\pi_k = \pi_1 \tilde{\mathbf{R}} \mathbf{R}^{k-2}, \quad k = 2, 3, 4, \dots, \quad (5)$$

$$\pi_0 = \pi_{\tilde{0}} Q_{\tilde{0},0} (-Q_{0,0})^{-1},$$

and  $\pi_{\tilde{0}}$  and  $\pi_1$  are determined by means of solving the following system of linear equations

$$(\pi_{\tilde{0}}, \pi_1) \begin{pmatrix} Q_{\tilde{0},\tilde{0}} + Q_{\tilde{0},0} (-Q_{0,0})^{-1} Q_{0,\tilde{0}} & Q_{\tilde{0},1} + Q_{\tilde{0},0} (-Q_{0,0})^{-1} Q_{0,1} \\ Q_{1,\tilde{0}} + \tilde{\mathbf{R}} (I - \mathbf{R})^{-1} B & Q_{1,1} \end{pmatrix} = 0 \quad (6)$$

with the normalized condition

$$\pi_{\tilde{0}} [1 + Q_{\tilde{0},0} (-Q_{0,0})^{-1}] e + \pi_1 [I + \tilde{\mathbf{R}} (I - R)^{-1}] e = 1. \quad (7)$$

**Proof.** From  $\pi Q = 0$  and  $\pi e = 1$ , it is easy to see that

$$\begin{cases} \pi_{\tilde{0}} Q_{\tilde{0},\tilde{0}} + \pi_0 Q_{0,\tilde{0}} + \pi_1 Q_{1,\tilde{0}} + \sum_{k=2}^{\infty} \pi_k B = 0, \\ \pi_{\tilde{0}} Q_{\tilde{0},0} + \pi_0 Q_{0,0} = 0, \\ \pi_{\tilde{0}} Q_{\tilde{0},1} + \pi_0 Q_{0,1} + \pi_1 Q_{1,1} = 0, \\ \pi_1 Q_{1,2} + \pi_2 A = 0, \\ \pi_k C + \pi_{k+1} A = 0, \quad k \geq 2. \end{cases} \quad (8)$$

From the second equation of (8), it is easy to see that

$$\pi_0 = \pi_{\tilde{0}} Q_{\tilde{0},0} (-Q_{0,0})^{-1},$$

and from the fourth and fifth equations of (8), it is easy to check that for  $k = 2, 3, 4, 5, \dots$ ,

$$\pi_k = \pi_1 \tilde{\mathbf{R}} \mathbf{R}^{k-2}.$$

Also, by using the first and third equations of (8), the boundary equation (6) is obtained. Finally, the normalized condition (7) is given easily by means of  $\pi_{\tilde{0}} + \sum_{k=0}^{\infty} \pi_k e = 1$ . This proof is completed.  $\square$

**Remark 5** *Although the pyramid Markov process of blockchain selfish mining is very complicated, we obtain that the stationary probability vector is matrix-geometric, in which the two rate matrices can be explicitly expressed as  $\mathbf{R} = C(-A)^{-1}$  and  $\tilde{\mathbf{R}} = Q_{1,2}(-A)^{-1}$ . Obviously, our matrix-geometric solution is different from that in Markov chains of GI/M/1 type given in Neuts [78] whose rate matrix  $\mathbf{R}$  exists only one numerical solution from the nonlinear equation:  $\sum_{k=0}^{\infty} \mathbf{R}^k A_k = 0$ .*

In the remainder of this section, we simply explain three useful special cases.

**Case one:**  $p_2 = 1$ . In this case, the main chain with two blocks by the dishonest mining pool is pegged on the blockchain with probability one. The dishonest mining pool can not continue to mine more blocks. Thus there do not exist all the states  $(k, k+l)$  for  $k = 0, 1, 2, \dots$  and  $l = 3, 4, 5, \dots$ , and the infinitesimal generator of the pyramid Markov process is simplified greatly.

**Case two:**  $0 \leq p_i < 1$  for  $2 \leq i \leq n_0 - 1$  and  $p_{n_0} = 1$ . In this case, the pyramid Markov process, there do not exist all the states  $(k, k+l)$  for  $k = 0, 1, 2, \dots$  and  $l = n_0 + 1, n_0 + 2, n_0 + 3, \dots$ . Also, the sizes of the two rate matrices:  $\mathbf{R} = C(-A)^{-1}$  and  $\tilde{\mathbf{R}} = Q_{1,2}(-A)^{-1}$  are finite, so the computation of the matrices involved is ordinary.

**Case three:**  $p_k = 1$  for  $k \geq 1$ , and the two mining pools follow the one-block leading competitive criterion.

In this case, this becomes the model given by Göbel et al. [33], which is modified by means of our block-pegged rule: No new block can be generated during the block-pegged process of the main chain. Obviously,  $(k, k-1)$  by the honest mining pool; while  $(k-1, k)$  by the dishonest mining pool for  $k \geq 1$ .

## 5 Analysis of Orphan Blocks

In this section, by using the stationary probability vector of the pyramid Markov process, we analyze some interesting performance measures of the main chain and another chain of orphan blocks. To our best knowledge, this is the first one to develop an effective quantitative method in the study of orphan blocks.

Once the honest and dishonest mining pools simultaneously begin a mining process, it is seen from Figure 2 that the selfish mining can result in two block branches forked at a common tree root, in which one chain comes from the honest mining pool, while another from the dishonest mining pool. Also, the two block branches forked at the common tree root are terminated immediately once the main chain begins to peg on the blockchain.

If the main chain is taken by the honest mining pool, then all the blocks on another chain by the dishonest mining pool become orphan blocks. On the contrary, if the main chain comes from the dishonest mining pool, then all the blocks on another chain by the honest mining pool are orphan blocks. Obviously, the main chain and another chain of orphan blocks end at the same moment that the main chain is confirmed.

Note that the main chain is taken by the honest mining pool at state  $(k, k-2)$  with probability  $\pi_{k,k-2}$  for  $k = 2, 3, 4, \dots$ ; while the main chain is taken by the dishonest mining pool at state  $(k, k+l)$  with probability  $\pi_{k,k+l}$  for  $k = 0, 1, 2, \dots, l = 2, 3, 4, \dots$ . In addition, all the other states can not result in such a main chain. It is easy to see that  $\sum_{k=2}^{\infty} \pi_{k,k-2}$  and  $\sum_{k=0}^{\infty} \sum_{l=2}^{\infty} \pi_{k,k+l}$  are the probabilities that the main chain are taken by the honest and dishonest mining pools, respectively.

Let  $P_H$  and  $P_D$  be the probabilities that the main chain is taken by the honest and dishonest mining pools, respectively. Then

$$P_H = \frac{\sum_{k=2}^{\infty} \pi_{k,k-2}}{\sum_{k=2}^{\infty} \pi_{k,k-2} + \sum_{k=0}^{\infty} \sum_{l=2}^{\infty} \pi_{k,k+l}}, \quad P_D = \frac{\sum_{k=0}^{\infty} \sum_{l=2}^{\infty} \pi_{k,k+l}}{\sum_{k=2}^{\infty} \pi_{k,k-2} + \sum_{k=0}^{\infty} \sum_{l=2}^{\infty} \pi_{k,k+l}}.$$

### (a) The average stationary lengths of the two chains

In two block branches forked at the common tree root, one is taken as the main chain, while another is regarded as the chain of orphan blocks.

Let  $L_M$  and  $L_O$  be the average stationary lengths of the main chain and another chain of orphan blocks, respectively.

The following theorem provides expressions for  $L_M$  and  $L_O$  by using the stationary probability vector of the pyramid Markov process.

**Theorem 3** (a) *The average stationary length of the main chain is given by*

$$L_M = P_H \sum_{k=2}^{\infty} k \pi_{k,k-2} + P_D \sum_{k=0}^{\infty} \sum_{l=2}^{\infty} (k+l) \pi_{k,k+l}. \quad (9)$$

(b) *The average stationary length of the chain of orphan blocks is given by*

$$L_O = P_H \sum_{k=2}^{\infty} (k-2) \pi_{k,k-2} + P_D \sum_{k=0}^{\infty} \sum_{l=2}^{\infty} k \pi_{k,k+l}. \quad (10)$$

**Proof.** We only prove (a), while (b) can be proved similarly.

Let  $N_M$  be the average stationary length of the main chain. Also, we introduce two events as follows:

$$E_H = \{\text{The main chain is taken by the honest mining pool}\}$$

and

$$E_D = \{\text{The main chain is taken by the dishonest mining pool}\}.$$

Then  $P_H = P\{E_H\}$  and  $P_D = P\{E_D\}$ . By applying the law of total probability, we have

$$L_M = E[N_M] = E[N_M | E_H] P\{E_H\} + E[N_M | E_D] P\{E_D\}. \quad (11)$$

Note that  $E[N_M | E_H] = \sum_{k=2}^{\infty} k \pi_{k,k-2}$ , since the length of the honest main chain is  $k$  with probability  $\pi_{k,k-2}$ ; while  $E[N_M | E_D] = \sum_{k=0}^{\infty} \sum_{l=2}^{\infty} (k+l) \pi_{k,k+l}$ , because the length of the dishonest main chain is  $k+l$  with probability  $\pi_{k,k+l}$ . Thus it follows from (11) that

$$L_M = P_H \sum_{k=2}^{\infty} k \pi_{k,k-2} + P_D \sum_{k=0}^{\infty} \sum_{l=2}^{\infty} (k+l) \pi_{k,k+l}.$$

This completes the proof.  $\square$

**(b) The blockchain pegged rate and the orphan block removed rate**

Let  $\Upsilon_M$  and  $\Upsilon_O$  be the stationary block-pegged rate of the main chain, and the stationary orphan block removed rate of the chain of orphan blocks, respectively. Then the following theorem provides an expressions for  $\Upsilon_M$  and  $\Upsilon_O$ .

**Theorem 4** (a) *The stationary block-pegged rate of the main chain is given by*

$$\Upsilon_M = \mu \left[ P_H \sum_{k=2}^{\infty} k \pi_{k,k-2} + P_D \sum_{k=0}^{\infty} \sum_{l=2}^{\infty} (k+l) p_l \pi_{k,k+l} \right]. \quad (12)$$

(b) *The stationary orphan block removed rate of the chain of orphan blocks is given by*

$$\Upsilon_O = \mu \left[ P_H \sum_{k=2}^{\infty} (k-2) \pi_{k,k-2} + P_D \sum_{k=0}^{\infty} \sum_{l=2}^{\infty} k \pi_{k,k+l} \right] = \mu L_O. \quad (13)$$

**Proof.** The proof is similar to that in Theorem 3, while the only difference between both of them comes from the following two points:

*Point one:* In the main chain (resp. another chain of orphan blocks), each of the blocks that is submitted to the blockchain (resp. the transaction pool) has an exponential network delay time with parameter  $\mu$ . Thus the  $k$  blocks can have the exponential network delay time with parameter  $k\mu$ .

*Point two:* When the main chain is taken by the dishonest mining pool, it is key to observe at state  $(k, k+l)$  that with probability  $p_l$ , the main chain is published on the blockchain; while with probability  $1 - p_l$ , the main chain is detained to continue mining more blocks such that it is not broadcasted in the blockchain network. In this case, the dishonest mining pool hopes to obtain more mining profit through winning on mining more blocks. On the contrary, the stationary orphan block removed probability of the chain of orphan blocks at state  $(k, k+l)$  is  $\pi_{k,k+l}$  because the orphan blocks are removed to the transaction pool with probability one. This completes the proof.  $\square$

Now, we introduce two useful ratios of the blockchain selfish mining, which are necessary and useful in design of blockchain.

We define the ratio of two average stationary lengths as

$$\phi = \frac{L_O}{L_M} = \frac{P_H \sum_{k=2}^{\infty} (k-2) \pi_{k,k-2} + P_D \sum_{k=0}^{\infty} \sum_{l=2}^{\infty} k \pi_{k,k+l}}{P_H \sum_{k=2}^{\infty} k \pi_{k,k-2} + P_D \sum_{k=0}^{\infty} \sum_{l=2}^{\infty} (k+l) \pi_{k,k+l}}, \quad (14)$$

and the stationary ratio of two block removed and pegged rates as

$$\psi = \frac{\Upsilon_O}{\Upsilon_M} = \frac{P_H \sum_{k=2}^{\infty} (k-2) \pi_{k,k-2} + P_D \sum_{k=0}^{\infty} \sum_{l=2}^{\infty} k \pi_{k,k+l}}{P_H \sum_{k=2}^{\infty} k \pi_{k,k-2} + P_D \sum_{k=0}^{\infty} \sum_{l=2}^{\infty} (k+l) p_l \pi_{k,k+l}}. \quad (15)$$

It is easy to see from  $0 \leq p_l \leq 1$  that  $0 < \phi < \psi < 1$ . This shows that the main chain may not be pegged on the blockchain due to the blockchain selfish mining.

In the remainder of this section, we develop some local performance measures of the blockchain, and discuss their monotonous properties for the jumping's mining rate  $\gamma$  and the efficiency-increased ratio  $\mathfrak{R}$ . Note that the monotonous properties are useful in our later study.

Let  $L_M^{(H)}$  and  $L_M^{(D)}$  be the average stationary lengths of the main chain by the honest and dishonest mining pools, respectively; and  $L_O^{(H)}$  and  $L_O^{(D)}$  the average stationary lengths of the chain of orphan blocks by the honest and dishonest mining pools, respectively. We write

$$\Lambda = \sum_{k=0}^{\infty} \sum_{l=2}^{\infty} (k+l) \pi_{k,k+l}.$$

The following corollary shows that the blockchain selfish mining makes a larger waste of mining resources.

**Corollary 5** *For the blockchain selfish mining, we have*

- (a)  $0 < L_M^{(H)} - L_O^{(H)} < 2$ ,
- (b)  $0 < L_M^{(D)} - L_O^{(D)} < \Lambda$ , and
- (c)  $0 < L_M - L_O < 2P_H + \Lambda P_D$ .

**Proof.** We only prove (b) and (c), while (a) can be proved similarly.

It is easy to check that

$$L_M^{(D)} = \sum_{k=0}^{\infty} \sum_{l=2}^{\infty} (k+l) \pi_{k,k+l}$$

and

$$L_O^{(D)} = \sum_{k=0}^{\infty} \sum_{l=2}^{\infty} k \pi_{k,k+l}.$$

Thus we obtain

$$L_M^{(D)} - L_O^{(D)} = \sum_{k=0}^{\infty} \sum_{l=2}^{\infty} l \pi_{k,k+l} > 0$$

and

$$L_M^{(D)} - L_O^{(D)} = \sum_{k=0}^{\infty} \sum_{l=2}^{\infty} l \pi_{k,k+l} < \sum_{k=0}^{\infty} \sum_{l=2}^{\infty} (k+l) \pi_{k,k+l} = \Lambda.$$

Now, we prove (c). Since

$$L_M = P_H L_M^{(H)} + P_D L_M^{(D)}$$

and

$$L_O = P_H L_O^{(H)} + P_D L_O^{(D)},$$

we obtain

$$\begin{aligned} 0 < L_M - L_O &= P_H \left( L_M^{(H)} - L_O^{(H)} \right) + P_D \left( L_M^{(D)} - L_O^{(D)} \right) \\ &< 2P_H + \Lambda P_D. \end{aligned}$$

This completes the proof.  $\square$

**Corollary 6** *In the blockchain selfish mining, we have*

(a) *the two average stationary lengths  $L_M^{(H)}$  and  $L_O^{(H)}$  decrease as the jumping's mining rate  $\gamma$  increases; and*

(b) *the two average stationary lengths  $L_M^{(D)}$  and  $L_O^{(D)}$  increase as the jumping's mining rate  $\gamma$  increases.*

**Proof.** We only prove (a), while (b) can be proved similarly.

If decreasing the mining rate of the honest mining pool and simultaneously increasing the mining rate of the dishonest mining pool, then the probability  $\pi_{k,k-2}$  decreases for  $k \geq 2$ .

As the jumping's mining rate  $\gamma$  increases, the mining rate  $\beta - \gamma$  of the honest mining pool decreases, and simultaneously the mining rate  $(\tilde{\alpha} + \gamma)(1 + \mathfrak{R})$  of the dishonest mining pool increases. Since

$$L_M^{(H)} = \sum_{k=2}^{\infty} k \pi_{k,k-2}$$

and

$$L_O^{(H)} = \sum_{k=2}^{\infty} (k-2) \pi_{k,k-2},$$

it is easy to see that the two average stationary lengths  $L_M^{(H)}$  and  $L_O^{(H)}$  decrease as the jumping's mining rate  $\gamma$  increases. This completes the proof.  $\square$

**Corollary 7** *In the blockchain selfish mining, we have*

(a) *the two average stationary lengths  $L_M^{(H)}$  and  $L_O^{(H)}$  decrease as the efficiency-increased ratio  $\mathfrak{R}$  increases; and*

(b) *the two average stationary lengths  $L_M^{(D)}$  and  $L_O^{(D)}$  increase as the efficiency-increased ratio  $\mathfrak{R}$  increases.*



**Proof.** We only prove (a), while (b) can be proved similarly.

We write

$$h(\mathfrak{R}) = \frac{\beta - \gamma}{\beta - \gamma + (\tilde{\alpha} + \gamma)(1 + \mathfrak{R})}$$

and

$$d(\mathfrak{R}) = \frac{(\tilde{\alpha} + \gamma)(1 + \mathfrak{R})}{\beta - \gamma + (\tilde{\alpha} + \gamma)(1 + \mathfrak{R})} = \frac{\tilde{\alpha} + \gamma}{\tilde{\alpha} + \gamma + \frac{\beta - \gamma}{1 + \mathfrak{R}}}.$$

It is easy to check that  $h(\mathfrak{R})$  decreases and  $d(\mathfrak{R})$  increases as the efficiency-increased ratio  $\mathfrak{R}$  increases.

When decreasing the relative mining rate  $h(\mathfrak{R})$  of the honest mining pool and simultaneously increasing the relative mining rate  $d(\mathfrak{R})$  of the dishonest mining pool, the probability  $\pi_{k,k-2}$  can decrease. Thus, the two average stationary lengths  $L_M^{(H)}$  and  $L_O^{(H)}$  decrease as the efficiency-increased ratio  $\mathfrak{R}$  increases. This completes the proof.  $\square$

Although Corollaries 6 and 7 provide some better monotonous properties for the local performance measures (e.g., the average stationary lengths  $L_M^{(H)}$  and  $L_O^{(H)}$ , and  $L_M^{(D)}$  and  $L_O^{(D)}$ ), there do not exist such a monotonicity for the total performance measures (e.g.,  $L_M$  and  $L_O$ ;  $\Upsilon_M$  and  $\Upsilon_O$ ; and  $\phi$  and  $\psi$ ). This can be observed in Figure 11 of Section 10.

## 6 Markov Reward Processes

In this section, we set up a pyramid Markov reward process to evaluate the long-run average profits of the honest and dishonest mining pools, respectively. Note that our results apply the Markov reward process to provide a more complete and practical mining profit than that in Eyal and Sirer [24].

For the pyramid Markov process  $\{(I(t), J(t)) : t \geq 0\}$ , let  $f_H(I(t), J(t))$  and  $f_D(I(t), J(t))$  be the reward functions received by the honest and dishonest mining pools at time  $t$ , respectively. Then the average profits in the time interval  $[0, t)$  of the honest and dishonest mining pools are respectively given by

$$R_H(t) = E \left[ \frac{1}{t} \int_0^t f_H(I(t), J(t)) dt \right]$$

and

$$R_D(t) = E \left[ \frac{1}{t} \int_0^t f_D(I(t), J(t)) dt \right].$$

Since the pyramid Markov process  $\{(I(t), J(t)) : t \geq 0\}$  is irreducible and positive recurrent, by using Chapter 10 of Li [59], the long-run average profits of the honest and

dishonest mining pools are respectively given by

$$\mathbf{R}_H = \lim_{t \rightarrow +\infty} R_H(t) = \sum_{i=0}^1 \sum_{j=0}^{\infty} \pi_{i,j} f_H(i,j) + \sum_{i=2}^{\infty} \sum_{j=i-2}^{\infty} \pi_{i,j} f_H(i,j) \quad (16)$$

and

$$\mathbf{R}_D = \lim_{t \rightarrow +\infty} R_D(t) = \sum_{i=0}^1 \sum_{j=0}^{\infty} \pi_{i,j} f_D(i,j) + \sum_{i=2}^{\infty} \sum_{j=i-2}^{\infty} \pi_{i,j} f_D(i,j). \quad (17)$$

Note that the stationary probability vector  $\pi = (\pi_{\bar{0}}, \pi_0, \pi_1, \pi_2, \pi_3, \pi_4, \pi_5, \dots)$  is given in Theorem 2, it is easy to see from (16) and (17) that we first need to express the two reward functions  $f_H(i, j)$  and  $f_D(i, j)$  for  $i, j = 0, 1, 2, 3, \dots$ . From the model description of Section 2, we can obtain

$$f_H(i, j) = \begin{cases} k\mu(r_B + r_F) - (c_E + c_A)(\beta - \gamma), & \text{for } i = k, j = k - 2, k \geq 2, \\ -(c_E + c_A)(\beta - \gamma), & \text{for all the other states.} \end{cases}$$

and

$$f_D(i, j) = \begin{cases} (k+l)\mu p_l(r_B + r_F) & \text{for } i = k, j = k + l, \\ -(\tilde{\alpha} + \gamma)[c_E + c_A(1 + \mathfrak{R})], & k \geq 0, l \geq 2; \\ -(\tilde{\alpha} + \gamma)[c_E + c_A(1 + \mathfrak{R})], & \text{for all the other states.} \end{cases}$$

Now, we introduce the Hadamard product of two vectors  $W = (w_1, w_2, w_3, \dots)$  and  $V = (v_1, v_2, v_3, \dots)$  as follows:

$$W \odot V = (w_1 v_1, w_2 v_2, w_3 v_3, \dots).$$

It is easy to check that

$$W \odot V_1 + W \odot V_2 = W \odot (V_1 + V_2).$$

Let  $\mathbf{e}_1 = (1, 0, 0, 0, \dots)$ .

The following theorem provides an explicit expression for the long-run average profit of the honest mining pool.

**Theorem 8** *The long-run average profit of the honest mining pool is given by*

$$\mathbf{R}_H = \mu(r_B + r_F) \left\{ \mathbf{e}_1 \odot \left\{ \pi_1 \tilde{\mathbf{R}} \left[ (I - \mathbf{R})^{-1} + (I - \mathbf{R})^{-2} \right] \right\} \right\} e - (c_E + c_A)(\beta - \gamma). \quad (18)$$

**Proof.** Note that

$$\begin{aligned}\mathbf{R}_H &= \sum_{i=0}^1 \sum_{j=0}^{\infty} \pi_{i,j} f_H(i,j) + \sum_{i=2}^{\infty} \sum_{j=i-2}^{\infty} \pi_{i,j} f_H(i,j) \\ &= \mu(r_B + r_F) \sum_{k=2}^{\infty} k \pi_{k,k-2} - (c_E + c_A)(\beta - \gamma) \left( \sum_{i=0}^1 \sum_{j=0}^{\infty} + \sum_{i=2}^{\infty} \sum_{j=i-2}^{\infty} \right) \pi_{i,j},\end{aligned}$$

since  $(\sum_{i=0}^1 \sum_{j=0}^{\infty} + \sum_{i=2}^{\infty} \sum_{j=i-2}^{\infty}) \pi_{i,j} = 1$  and

$$\begin{aligned}\sum_{k=2}^{\infty} k \pi_{k,k-2} &= \sum_{k=2}^{\infty} (\mathbf{e}_1 \odot k \pi_k) e = \left\{ \mathbf{e}_1 \odot \left( \pi_1 \tilde{\mathbf{R}} \sum_{k=2}^{\infty} k \mathbf{R}^{k-2} \right) \right\} e \\ &= \left\{ \mathbf{e}_1 \odot \left\{ \pi_1 \tilde{\mathbf{R}} \left[ (I - \mathbf{R})^{-1} + (I - \mathbf{R})^{-2} \right] \right\} \right\} e,\end{aligned}$$

we obtain

$$\mathbf{R}_H = \mu(r_B + r_F) \left\{ \mathbf{e}_1 \odot \left\{ \pi_1 \tilde{\mathbf{R}} \left[ (I - \mathbf{R})^{-1} + (I - \mathbf{R})^{-2} \right] \right\} \right\} e - (c_E + c_A)(\beta - \gamma).$$

This completes the proof.  $\square$

**Corollary 9** *In the blockchain selfish mining, we have*

(a) *the long-run average profit  $\mathbf{R}_H$  of the honest mining pool decreases as the jumping's mining rate  $\gamma$  increases;*

(b) *the long-run average profit  $\mathbf{R}_H$  of the honest mining pool decreases as the efficiency-increased ratio  $\mathfrak{R}$  increases.*

**Proof.** Note that

$$\mathbf{R}_H = \mu(r_B + r_F) \sum_{k=2}^{\infty} k \pi_{k,k-2} - (c_E + c_A)(\beta - \gamma), \quad (19)$$

as the jumping's mining rate  $\gamma$  (or the efficiency-increased ratio  $\mathfrak{R}$ ) increases, it is easy to see from Corollaries 6 and 7 that the long-run average profit  $\mathbf{R}_H$  of the honest mining pool decreases. This completes the proof.  $\square$

Now, we consider the long-run average profit of the dishonest mining pool, which is a bit more complicated than that of the long-run average profit of the honest mining pool.

Let

$$\bar{\mathbf{p}}_0 = (0, 2p_2, 3p_3, 4p_4, 5p_5, \dots),$$

$$\bar{\mathbf{p}}_1 = (0, 0, 0, 3p_2, 4p_3, 5p_4, 6p_5, \dots)$$

and

$$\bar{\mathbf{p}}_k = (0, 0, 0, 0, (k+2)p_2, (k+3)p_3, (k+4)p_4, (k+5)p_5, \dots), \quad k \geq 2.$$

The following theorem provides an explicit expression for the long-run average profit of the dishonest mining pool.

**Theorem 10** *The long-run average profit of the dishonest mining pool is given by*

$$\begin{aligned} \mathbf{R}_D = \mu(r_B + r_F) & \left\{ \bar{\mathbf{p}}_0 \odot \left[ \pi_{\tilde{0}} Q_{\tilde{0},0} (-Q_{0,0})^{-1} \right] + \bar{\mathbf{p}}_1 \odot \pi_1 + \sum_{k=2}^{\infty} \bar{\mathbf{p}}_k \odot \left( \pi_1 \tilde{\mathbf{R}} \mathbf{R}^{k-2} \right) \right\} e \\ & - (\tilde{\alpha} + \gamma) [c_E + c_A (1 + \mathfrak{R})]. \end{aligned} \quad (20)$$

**Proof.** Note that

$$\begin{aligned} \mathbf{R}_D &= \sum_{i=0}^1 \sum_{j=0}^{\infty} \pi_{i,j} f_D(i, j) + \sum_{i=2}^{\infty} \sum_{j=i-2}^{\infty} \pi_{i,j} f_D(i, j) \\ &= \mu(r_B + r_F) \sum_{k=0}^{\infty} \sum_{l=2}^{\infty} p_l (k+l) \pi_{k,k+l} \\ &\quad - (\tilde{\alpha} + \gamma) [c_E + c_A (1 + \mathfrak{R})] \left( \sum_{i=0}^1 \sum_{j=0}^{\infty} + \sum_{i=2}^{\infty} \sum_{j=i-2}^{\infty} \right) \pi_{i,j}, \end{aligned}$$

since  $\left( \sum_{i=0}^1 \sum_{j=0}^{\infty} + \sum_{i=2}^{\infty} \sum_{j=i-2}^{\infty} \right) \pi_{i,j} = 1$ , and

$$\sum_{k=0}^{\infty} \sum_{l=2}^{\infty} p_l (k+l) \pi_{k,k+l} = \left\{ \bar{\mathbf{p}}_0 \odot \left[ \pi_{\tilde{0}} Q_{\tilde{0},0} (-Q_{0,0})^{-1} \right] + \bar{\mathbf{p}}_1 \odot \pi_1 + \sum_{k=2}^{\infty} \bar{\mathbf{p}}_k \odot \left( \pi_1 \tilde{\mathbf{R}} \mathbf{R}^{k-2} \right) \right\} e,$$

this gives the desired result. We complete the proof.  $\square$

**Corollary 11** *In the blockchain selfish mining, we have*

(a) *The long-run average profit  $\mathbf{R}_D$  of the dishonest mining pool increases as the jumping's mining rate  $\gamma$  increases; and*

(b) *The long-run average profit  $\mathbf{R}_D$  of the dishonest mining pool increases as the efficiency-increased ratio  $\mathfrak{R}$  increases.*

**Proof.** This proof only needs to note that

$$\mathbf{R}_D = \mu(r_B + r_F) \sum_{k=0}^{\infty} \sum_{l=2}^{\infty} p_l (k+l) \pi_{k,k+l} - (\tilde{\alpha} + \gamma) [c_E + c_A (1 + \mathfrak{R})]. \quad (21)$$

By using Corollaries 6 and 7, it is easy to give our desired result. We complete the proof.

□

The following theorem provides a multivariate linear structure for the two long-run average profits  $\mathbf{R}_H$  and  $\mathbf{R}_D$ . This result is very necessary and useful for discussing economics of blockchain from both design perspective and operations management. While its proof is very easy from (19) and (21) and is omitted here.

**Theorem 12** *In the blockchain selfish mining, the two long-run average profits  $\mathbf{R}_H$  and  $\mathbf{R}_D$  are all multivariate linear in the three key parameters:  $r_B + r_F$ ,  $c_E$  and  $c_A$ .*

The following theorem provides a sufficient condition under which the blockchain can operate normally.

**Theorem 13** *In the blockchain selfish mining, there exists a minimal positive number  $\mathbf{V}$  such that for  $r_B + r_F > \mathbf{V}$ , the blockchain can operate normally.*

**Proof.** For the blockchain selfish mining, to guarantee the normal operations of blockchain, we need to satisfy two basic conditions:  $\mathbf{R}_H > 0$  and  $\mathbf{R}_D > 0$ . It follows from (19) and (21) that  $\mathbf{R}_H > 0$  and  $\mathbf{R}_D > 0$  if

$$(r_B + r_F) > \frac{(c_E + c_A)(\beta - \gamma)}{\mu \sum_{k=2}^{\infty} k \pi_{k,k-2}}$$

and

$$(r_B + r_F) > \frac{(\tilde{\alpha} + \gamma)[c_E + c_A(1 + \mathfrak{R})]}{\mu \sum_{k=0}^{\infty} \sum_{l=2}^{\infty} pl(k+l) \pi_{k,k+l}}.$$

Let

$$\mathbf{V} = \max \left\{ \frac{(c_E + c_A)(\beta - \gamma)}{\mu \sum_{k=2}^{\infty} k \pi_{k,k-2}}, \frac{(\tilde{\alpha} + \gamma)[c_E + c_A(1 + \mathfrak{R})]}{\mu \sum_{k=0}^{\infty} \sum_{l=2}^{\infty} pl(k+l) \pi_{k,k+l}} \right\}.$$

Thus it is clear that if  $r_B + r_F > \mathbf{V}$ , then  $\mathbf{R}_H > 0$  and  $\mathbf{R}_D > 0$ . This completes the proof.

□

In the remainder of this section, we further provide a long-run economic ratio of the dishonest mining pool through comparing with that of the honest mining pool. To this end, our aim is to focus on the economic ratio by the net mining rate per unit. We define

$$\mathfrak{S} = \frac{\frac{1}{\tilde{\alpha} + \gamma} \mathbf{R}_D}{\frac{1}{\beta - \gamma} \mathbf{R}_H} = \frac{\beta - \gamma}{\tilde{\alpha} + \gamma} \frac{\mathbf{R}_D}{\mathbf{R}_H}. \quad (22)$$

Obviously, the economic ratio  $\mathfrak{S}$  measures the mining advantage of the dishonest mining pool. Therefore, our result considerably improved the revenue analysis given in (3) of Eyal and Sirer [24].

The following theorem provides a useful approximate evaluation for the long-run economic ratio of the dishonest mining pool if  $r_B + r_F$  is larger.

**Theorem 14** *In the blockchain selfish mining, if  $\max\{c_E, c_A\} / (r_B + r_F) \approx 0$ , then there exists a positive constant  $\mathbf{C}$  such that  $\mathfrak{S} \approx \mathbf{C}$ .*

**Proof.** It follows from (22), (19) and (21) that for  $\max\{c_E, c_A\} / (r_B + r_F) \approx 0$ ,

$$\begin{aligned} \mathfrak{S} &= \frac{\beta - \gamma \mathbf{R}_D}{\tilde{\alpha} + \gamma \mathbf{R}_H} \\ &= \frac{\beta - \gamma}{\tilde{\alpha} + \gamma} \frac{\mu(r_B + r_F) \sum_{k=0}^{\infty} \sum_{l=2}^{\infty} p_l (k+l) \pi_{k,k+l} - (\tilde{\alpha} + \gamma) [c_E + c_A (1 + \mathfrak{R})]}{\mu(r_B + r_F) \sum_{k=2}^{\infty} k \pi_{k,k-2} - (c_E + c_A) (\beta - \gamma)} \\ &\approx \frac{\beta - \gamma}{\tilde{\alpha} + \gamma} \frac{\sum_{k=0}^{\infty} \sum_{l=2}^{\infty} p_l (k+l) \pi_{k,k+l}}{\sum_{k=2}^{\infty} k \pi_{k,k-2}}. \end{aligned}$$

Let

$$\mathbf{C} = \frac{\beta - \gamma}{\tilde{\alpha} + \gamma} \frac{\sum_{k=0}^{\infty} \sum_{l=2}^{\infty} p_l (k+l) \pi_{k,k+l}}{\sum_{k=2}^{\infty} k \pi_{k,k-2}}.$$

This completes the proof.  $\square$

In addition, we consider a simple but non-economic case: A long-run block-pegged rate ratio of the dishonest mining pool. We define

$$\tau = \frac{\frac{1}{\tilde{\alpha} + \gamma} \sum_{k=0}^{\infty} \sum_{l=2}^{\infty} (k+l) \mu p_l \pi_{k,k+l}}{\frac{1}{\beta - \gamma} \sum_{k=2}^{\infty} k \mu \pi_{k,k-2}} = \frac{\beta - \gamma}{\tilde{\alpha} + \gamma} \frac{\sum_{k=0}^{\infty} \sum_{l=2}^{\infty} (k+l) p_l \pi_{k,k+l}}{\sum_{k=2}^{\infty} k \pi_{k,k-2}}.$$

The following corollary provides an interesting monotonicity for both the long-run economic ratio  $\mathfrak{S}$  and the long-run block-pegged rate ratio  $\tau$  with respect to the efficiency-increased ratio  $\mathfrak{R}$ . The proof is easy by means of (b) of Corollaries 9 and 11 and is omitted here.

**Corollary 15** *In the blockchain selfish mining, each of the two long-run ratios  $\mathfrak{S}$  and  $\tau$  increases, as the efficiency-increased ratio  $\mathfrak{R}$  increases.*

**Remark 6** *By establishing the pyramid Markov reward process, this paper investigates the long-run average profits of the honest and dishonest mining pools, respectively. Further, we show that the long-run average profits are multivariate linear in the three key parameters:  $r_B + r_F$ ,  $c_E$  and  $c_A$ . Based on this, we can measure the mining efficiency of the dishonest mining pool. Thus, our method of pyramid Markov reward processes can effectively improve the revenue analysis given in (3) of Eyal and Sirer [24].*

## 7 The Mining Profits in the Time Interval $[0, t)$

In this section, we compute the mining profits in the time interval  $[0, t)$  of the honest and dishonest mining pools, respectively. To do this, we use the PH distributions of infinite size and their PH renewal processes. By choosing some different initial probability vectors, we provide multiple computational perspectives to deal with such mining profits in the time interval  $[0, t)$ .

We take state  $(0, 0)$  as an absorbing state of the Markov process  $\{(I(t), J(t)) : t \geq 0\}$ . To study the Markov process with an absorbing state, we need to first determine its initial state.

(1) The initial probability vector

$$\omega = \left( \frac{a}{a+b}, 0, 0, \dots; \frac{b}{a+b}, 0, 0, \dots; \mathbf{0}, \mathbf{0}, \mathbf{0}, \dots \right),$$

where  $\mathbf{0} = (0, 0, 0, \dots)$ . This indicates that the mining process begins at the initial time 0 either from Level 0 with probability  $a/(a+b)$  or from Level 1 with probability  $b/(a+b)$ .

By corresponding to the sub-vector  $(\pi_0, \pi_1, \pi_2, \dots)$  (here,  $\pi_{\bar{0}}$  is omitted due to the absorbing state  $(0, 0)$ ), we choose two different initial probability vectors as follows:

(2) The initial probability vector

$$\omega = \frac{1}{1 - \pi_{\bar{0}}} (\pi_0, \pi_1, \pi_2, \dots).$$

This shows that the mining process begins at the initial time 0 from some states with a probability vector  $\omega$ .

(3) The initial probability vector

$$\omega = \frac{1}{\sum_{i=1}^{\infty} \pi_{i,i}} (\mathbf{0}, \tilde{\omega}_1, \tilde{\omega}_2, \tilde{\omega}_3, \dots),$$

where  $\tilde{\omega}_k = (0, 0, \dots, 0, \pi_{k,k}, 0, 0, \dots, 0)$  for  $k = 1, 2, 3, \dots$ . This demonstrates that the mining process begins at the initial time 0 from state  $(k, k)$  of Level  $k$  with probability  $\pi_{k,k} / \sum_{i=1}^{\infty} \pi_{i,i}$ .

In what follows we consider the two honest and dishonest mining processes under the initial probability vector  $\omega$ , and show that each of the two mining processes corresponds to a PH distribution of infinite size.

**(a) The honest mining pool**

We assume that the main chain by the honest mining pool is pegged on the blockchain. In this case, the honest mining process is still a pyramid Markov process  $\mathbf{Q}_H$  with an absorbing state  $(0, 0)$ , whose state transition relation is depicted in Figure 6.

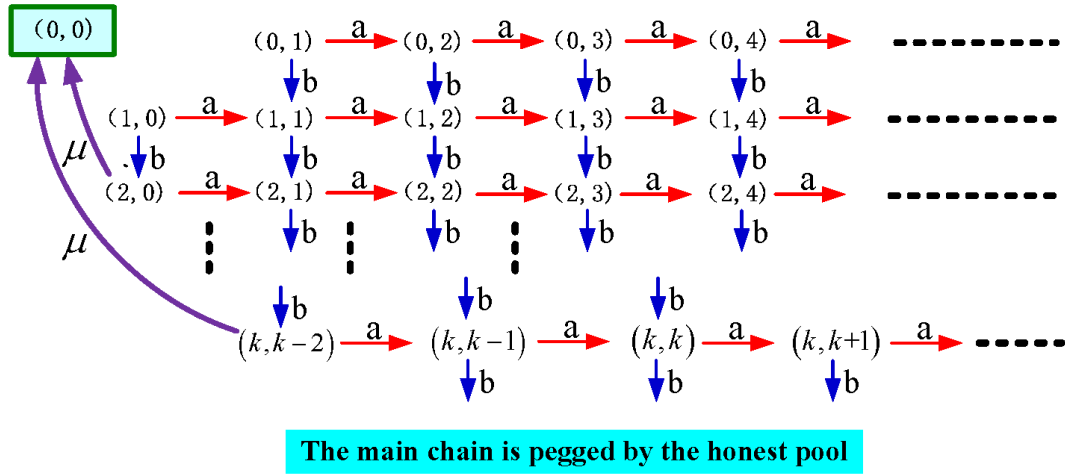


Figure 6: The state transition relation of the pyramid Markov process  $\mathbf{Q}_H$

From Figure 6, we write the infinitesimal generator of the pyramid Markov process with an absorbing state  $(0, 0)$  as

$$\mathbf{Q}_H = \begin{pmatrix} 0 & 0 \\ T^0 & T \end{pmatrix},$$

where

$$T = \begin{pmatrix} T_0 & T_1 & & & \\ & T_0 & T_2 & & \\ & & T_3 & T_4 & \\ & & & T_3 & T_4 & \\ & & & & \ddots & \ddots \end{pmatrix}, \quad T^0 = \begin{pmatrix} \mathbf{0} \\ \mathbf{0} \\ T_3^0 \\ T_3^0 \\ \vdots \end{pmatrix} \quad (23)$$



$$\begin{aligned}
T_0 &= \begin{pmatrix} -(a+b) & a & & & \\ & -(a+b) & a & & \\ & & -(a+b) & a & \\ & & & -(a+b) & a \\ & & & & \ddots & \ddots \end{pmatrix}, \\
T_1 &= \begin{pmatrix} 0 & b & & & \\ & & b & & \\ & & & b & \\ & & & & b \\ & & & & & \ddots \end{pmatrix}, \quad T_2 = \begin{pmatrix} b & & & & \\ & b & & & \\ & & b & & \\ & & & b & \\ & & & & \ddots \end{pmatrix}, \\
T_3 &= \begin{pmatrix} -(\mu+a) & a & & & \\ & -(a+b) & a & & \\ & & -(a+b) & a & \\ & & & -(a+b) & a \\ & & & & -(a+b) & a \\ & & & & & \ddots & \ddots \end{pmatrix}, \\
T_3^0 &= \begin{pmatrix} \mu \\ 0 \\ 0 \\ 0 \\ \vdots \end{pmatrix}, \quad T_4 = \begin{pmatrix} 0 & & & & \\ & b & & & \\ & & b & & \\ & & & b & \\ & & & & \ddots \end{pmatrix}.
\end{aligned}$$

When the main chain by the honest mining pool is pegged on the blockchain, we denote by  $\chi_H$  the time duration starting from the initial mining moment of the honest mining pool until the main chain is pegged on the blockchain. We call  $\chi_H$  a block generated-pegged time of the honest mining pool.

**Theorem 16** *The block generated-pegged time  $\chi_H$  of the honest mining pool is of phase type with irreducible representation  $(\omega, T)$  of infinite size. At the same time, we have*

$$E[(\chi_H)^k] = (-1)^k k! \omega T^{-k} e.$$

**Proof.** To check whether the block generated-pegged time  $\chi_H$  is of phase type, it is key to prove that the matrix  $T$  is invertible. By using Lemma 1, it is easy to check that

the two matrices  $T_0$  and  $T_3$  of infinite size are invertible, and their inverse matrices are obtained easily. Thus the matrix  $T$  is invertible. To compute the inverse matrix of  $T$ , from (20) we write

$$T^{-1} = \begin{pmatrix} X_{0,0} & X_{0,1} & X_{0,2} & X_{0,3} & \cdots \\ & X_{1,1} & X_{1,2} & X_{1,3} & \cdots \\ & & X_{2,2} & X_{2,3} & \cdots \\ & & & X_{3,3} & \cdots \\ & & & & \ddots \end{pmatrix}.$$

From  $T^{-1}T = I$ , we obtain

$$X_{0,0} = X_{1,1} = T_0^{-1}, \quad X_{k,k} = T_3^{-1} \text{ for } k = 2, 3, 4, \dots,$$

$$X_{0,1} = -T_0^{-1}T_1T_0^{-1}, \quad X_{0,l} = (-1)^l T_0^{-1}T_1T_0^{-1}T_2 (T_3^{-1}T_4)^{l-2} T_3^{-1} \text{ for } l = 2, 3, 4, \dots,$$

$$X_{1,1+l} = (-1)^l T_0^{-1}T_2 (T_3^{-1}T_4)^{l-1} T_3^{-1} \text{ for } l = 1, 2, 3, 4, \dots,$$

and for  $k = 2, 3, 4, \dots$

$$X_{k,k+l} = (-1)^l (T_3^{-1}T_4)^l T_3^{-1} \text{ for } l = 1, 2, 3, 4, \dots,$$

It is easy to see from Figure 6 that the block generated-pegged time  $\chi_H$  is of phase type, and has the irreducible representation  $(\omega, T)$  of infinite size due to the fact that the Markov process  $T + T^0\omega$  is irreducible. This completes the proof.  $\square$

When the mining difficulty level is not adjusted, it is easy to see that the block generated-pegged process of the honest mining pool is a renewal process whose inter-arrival time is the block generated-pegged time  $\chi_H$ . Note that the block generated-pegged time  $\chi_H$  is of phase type with irreducible representation  $(\omega, T)$  of infinite size, and its associated renewal process is a PH renewal process of infinite size.

Let  $N_H(t)$  denote the number of renewals of this PH renewal process in the time interval  $(0, t]$ , and  $J(t)$  is its phase at time  $t$ . We write

$$P_{i,j}(n, t) = P\{N_H(t) = n, J(t) = j \mid N_H(0) = 0, J(0) = i\}$$

for  $n \geq 0$  and  $i, j = 0, 1, 2, \dots$ . We denote by  $P(n, t)$  a matrix of infinite size with the  $(i, j)$ th element  $P_{i,j}(n, t)$ . It is clear from Neuts [78] and Li [59] that the matrix sequence

$\{P(n, t)\}$  satisfy the Chapman-Kolmogorov differential equations as follows:

$$\begin{aligned}\frac{d}{dt}P(0, t) &= TP(0, t) \\ \frac{d}{dt}P(n, t) &= TP(n, t) + T^0\omega P(n-1, t), \quad n \geq 1,\end{aligned}$$

with  $P(n, 0) = \delta_{n0}I$ . Let  $P^*(z, t) = \sum_{n=0}^{\infty} z^n P(n, t)$ . Then

$$P^*(z, t) = \exp\{(T + zT^0\omega)t\}, \quad t \geq 0.$$

Let  $Q_H^* = T + T^0\omega$ , where  $T$  and  $T^0$  are given in (23). Note that the Markov process  $Q_H^*$  is irreducible and positive recurrent, thus there must exist the stationary probability vector  $v$  such that  $vQ_H^* = 0$  and  $ve = 1$ . In this case, we have

$$\begin{aligned}E[N_H(t)] &= \frac{d}{dz}vP^*(z, t)e|_{z=1}e = vT^0\omega t \exp(Q_H^*t)e \\ &= \frac{t}{E[(\chi_H)]}\omega \exp(Q_H^*t)e,\end{aligned}$$

Since  $vT^0 = 1/E[(\chi_H)]$ . Therefore, the mining profit in the time interval  $[0, t)$  of the honest mining pool is given by

$$\begin{aligned}\mathcal{R}_H(t) &= E[N_H(t)](r_B + r_F) - t(c_E + c_A)(\beta - \gamma) \\ &= \frac{t(r_B + r_F)}{E[(\chi_H)]}\omega \exp(Q_H^*t)e - t(c_E + c_A)(\beta - \gamma).\end{aligned}$$

### (b) The dishonest mining pool

By a similar analysis to that in (a), we can discuss the mining profit in the time interval  $[0, t)$  of the dishonest mining pool. Here, we provide a simple outline of such a analysis.

We assume that the main chain by the dishonest mining pool is pegged on the blockchain. In this case, the dishonest mining process is a pyramid Markov process with an absorbing state  $(0, 0)$ , whose state transition relation is changed to Figure 7.

From Figure 7, we write the infinitesimal generator of the pyramid Markov process with an absorbing state  $(0, 0)$  as

$$\mathbf{Q}_D = \begin{pmatrix} 0 & 0 \\ S^0 & S \end{pmatrix},$$

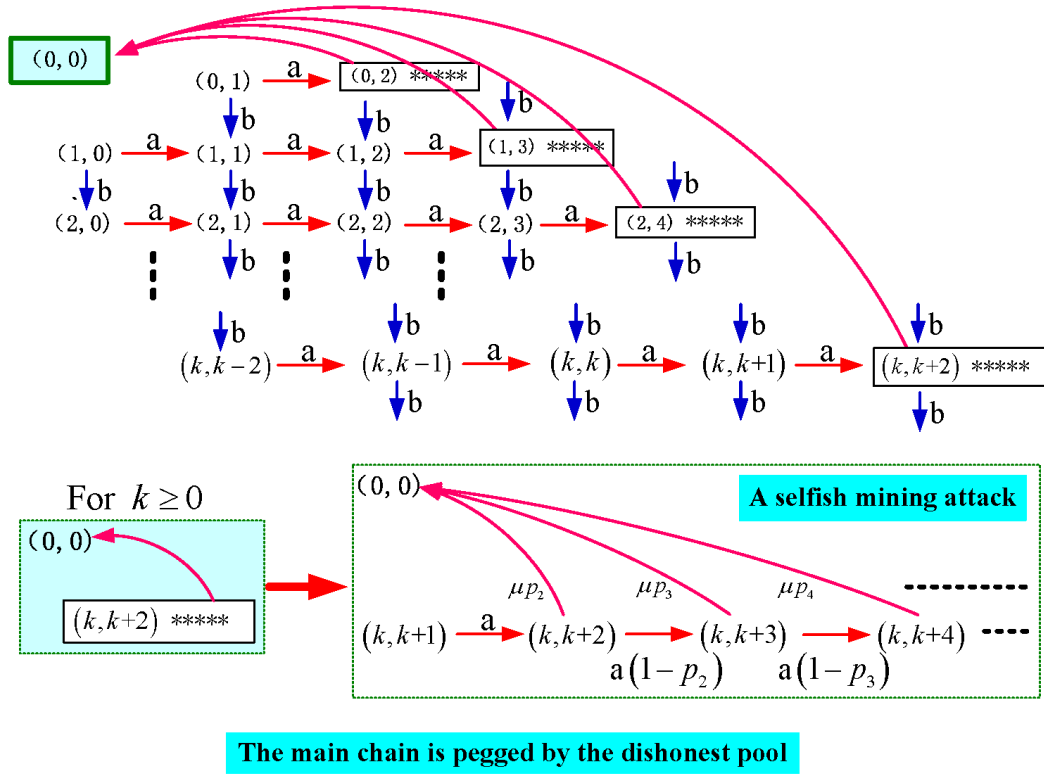


Figure 7: The state transition relation of the pyramid Markov process  $\mathbf{Q}_D$

where

$$S = \begin{pmatrix} Q_{0,0} & Q_{0,1} & & & & & \\ & Q_{1,1} & Q_{1,2} & & & & \\ & & \mathcal{A} & C & & & \\ & & & \mathcal{A} & C & & \\ & & & & \ddots & \ddots & \\ & & & & & \ddots & \ddots \end{pmatrix}, \quad S^0 = \begin{pmatrix} S_0^0 \\ S_1^0 \\ S_2^0 \\ S_2^0 \\ \vdots \end{pmatrix}, \quad (24)$$





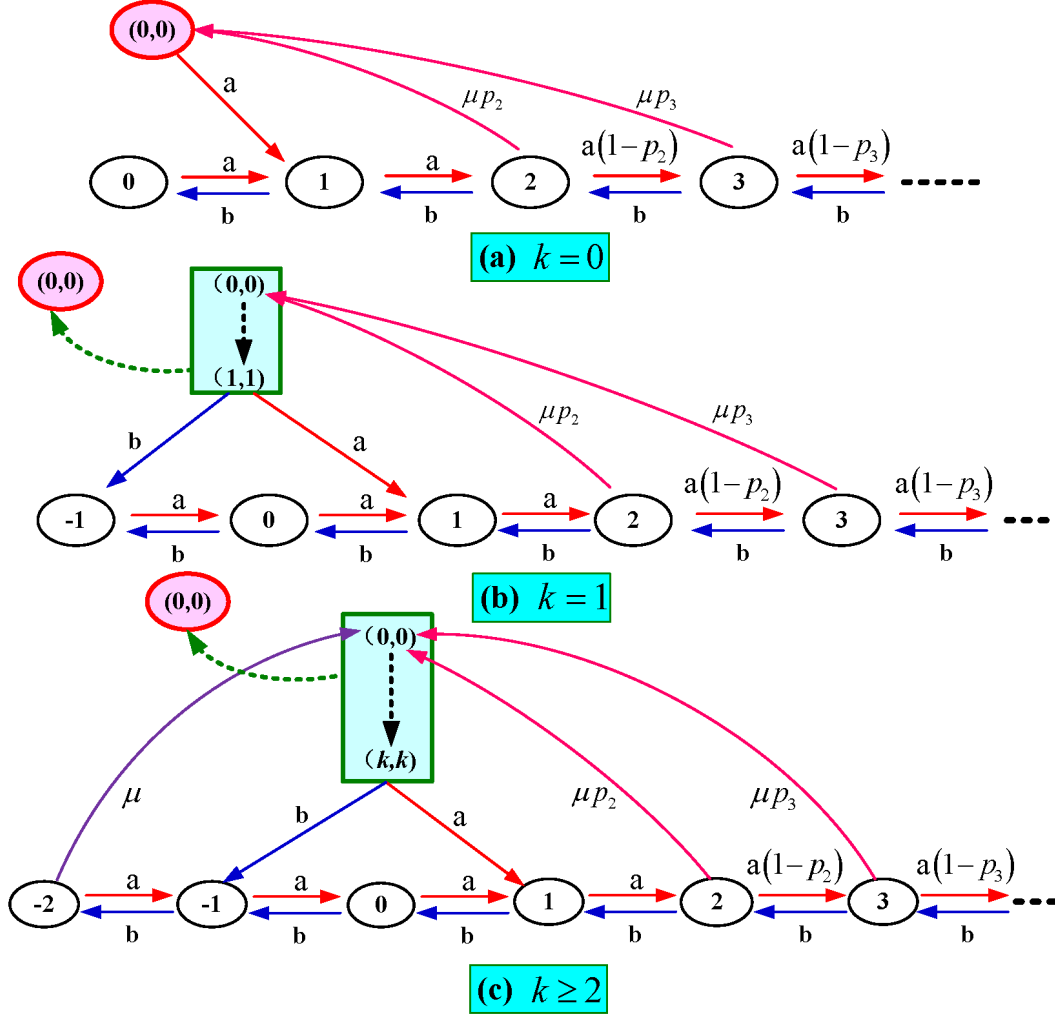


Figure 8: The state transition relations of three Markov processes

and

$$\psi_1^{(0)} = \frac{a}{2a - bR_2^{(0)} + a \sum_{k=0}^{\infty} R_k^{(0)} R_{k-1}^{(0)} R_{k-2}^{(0)} \cdots R_1^{(0)} R_0^{(0)}},$$

where the real number sequence  $\{R_k^{(0)} : k = 2, 3, 4, \dots\}$  is the minimal positive solution to the system of nonlinear equations

$$a - \xi_2 R_2^{(0)} + b R_2^{(0)} R_3^{(0)} = 0, \quad (25)$$

and for  $k = 2, 3, 4, \dots$

$$a(1 - p_k) - \xi_{k+1} R_{k+1}^{(0)} + b R_{k+1}^{(0)} R_{k+2}^{(0)} = 0. \quad (26)$$

It is a key to solve the system of nonlinear equations (25) and (26). To this end, some effective algorithms were developed in Bright and Taylor [10, 11], and also Liu et al. [62] provided some practical examples of such a computation. Here, we omit the details of numerically solving the system of nonlinear equations (25) and (26).

**Remark 7** *Since the Markov process  $Q_{\mathbf{E}_0}$  is not a birth-death process, it does not have an explicit expression for the stationary probability vector. Despite of this, it still has the structure of a birth-death process only except for the boundary states:  $(0, 0)$ ,  $0$  and  $1$ , thus we can apply the matrix-product solution of the Quasi-Birth-and-Death (QBD) process to express the stationary probability vector.*

**Case two:** The Markov process on  $\mathbf{E}_1 = \{(0, 0), -1, 0, 1, 2, \dots\}$

From (b) of Figure 8, the infinitesimal generator of the Markov process on  $\mathbf{E}_1$  is given by

$$Q_{\mathbf{E}_1} = \begin{pmatrix} -(a+b) & b & 0 & a & & & & & \\ 0 & -a & a & 0 & & & & & \\ 0 & b & -(a+b) & a & & & & & \\ 0 & & b & -(a+b) & a & & & & \\ \mu p_2 & & & b & -\xi_2 & a(1-p_2) & & & \\ \mu p_3 & & & & b & -\xi_3 & a(1-p_3) & & \\ \vdots & & & & & \ddots & \ddots & \ddots & \end{pmatrix}.$$

Clearly, the Markov process on  $\mathbf{E}_1$  is irreducible and positive recurrent, and its stationary probability vector  $\Psi^{(1)} = (\psi_{0,0}^{(1)}, \psi_{-1}^{(1)}, \psi_0^{(1)}, \psi_1^{(1)}, \psi_2^{(1)}, \dots)$  can be similarly given by means of that of the Markov process on  $\mathbf{E}_0$  discussed in Case one. Here, we omit its details.

**Case three:** The Markov process on  $\mathbf{E}_2 = \{(0, 0), -2, -1, 0, 1, 2, \dots\}$

From (c) of Figure 8, the infinitesimal generator of the Markov process on  $\mathbf{E}_2$  is given



by

$$Q_{\mathbf{E}_2} = \begin{pmatrix} -(a+b) & 0 & b & 0 & a & & & & \\ \mu & -(a+\mu) & a & 0 & 0 & & & & \\ 0 & b & -(a+b) & a & 0 & & & & \\ 0 & & b & -(a+b) & a & & & & \\ 0 & & & b & -(a+b) & a & & & \\ \mu p_2 & & & & & b & -\xi_2 & a(1-p_2) & \\ \mu p_3 & & & & & & b & -\xi_3 & a(1-p_3) \\ \vdots & & & & & & & \ddots & \ddots & \ddots \end{pmatrix}.$$

Clearly, the Markov process on  $\mathbf{E}_2$  is irreducible and positive recurrent, and its stationary probability vector  $\Psi^{(2)} = (\psi_{0,0}^{(2)}, \psi_{-2}^{(2)}, \psi_{-1}^{(2)}, \psi_0^{(2)}, \psi_1^{(2)}, \psi_2^{(2)}, \dots)$  can similarly be given by means of that of the Markov process on  $\mathbf{E}_0$  discussed in Case one.

In what follows we show how to use the stationary probability vectors  $\Psi^{(0)}$ ,  $\Psi^{(1)}$  and  $\Psi^{(2)}$  to study the blockchain selfish mining. To this end, here we analyze only Case three: Markov process  $Q_{\mathbf{E}_2}$  on state space  $\mathbf{E}_2$ ; while for the other two cases, we can deal with similarly.

For the Markov process  $Q_{\mathbf{E}_2}$  on state space  $\mathbf{E}_2$ , let  $\mathbf{R}_H(2)$  and  $\mathbf{R}_D(2)$  be the relative long-run average profits of the honest and dishonest mining pools, respectively. Then

$$\begin{aligned} \mathbf{R}_H(2) &= \psi_{-2}^{(2)} 2\mu (r_B + r_F) - \sum_{i=-2}^{\infty} \psi_i^{(2)} (c_E + c_A) (\beta - \gamma) \\ &= \psi_{-2}^{(2)} 2\mu (r_B + r_F) - (c_E + c_A) (\beta - \gamma) \end{aligned}$$

and

$$\begin{aligned} \mathbf{R}_D(2) &= \sum_{k=2}^{\infty} \psi_k^{(2)} p_k k \mu (r_B + r_F) - \sum_{i=-2}^{\infty} \psi_i^{(2)} (\tilde{\alpha} + \gamma) [c_E + c_A (1 + \mathfrak{R})] \\ &= \sum_{k=2}^{\infty} \psi_k^{(2)} p_k k \mu (r_B + r_F) - (\tilde{\alpha} + \gamma) [c_E + c_A (1 + \mathfrak{R})]. \end{aligned}$$

Further, the total relative long-run average profit of the blockchain is given by

$$\begin{aligned} \mathbf{R}(2) &= \rho_1 \mathbf{R}_H(2) + \rho_2 \mathbf{R}_D(2) \\ &= \rho_1 \psi_{-2}^{(2)} 2\mu (r_B + r_F) + \rho_2 \sum_{k=2}^{\infty} \psi_k^{(2)} k p_k \mu (r_B + r_F) \\ &\quad - \rho_1 (c_E + c_A) (\beta - \gamma) - \rho_2 (\tilde{\alpha} + \gamma) [c_E + c_A (1 + \mathfrak{R})], \end{aligned} \tag{27}$$

where

$$\rho_1 = \frac{\psi_{-2}^{(2)}}{\psi_{-2}^{(2)} + \sum_{k=2}^{\infty} \psi_k^{(2)}}, \quad \rho_2 = \frac{\sum_{k=2}^{\infty} \psi_k^{(2)}}{\psi_{-2}^{(2)} + \sum_{k=2}^{\infty} \psi_k^{(2)}},$$

**Remark 8** *To analyze the long-run average profits of the honest and dishonest mining pools, it is easy to see from (27) and Figure 8 that when using the Markov process  $\{\mathcal{N}(t) : t \geq 0\}$  where  $\mathcal{N}(t) = N_D(t) - N_H(t)$ , it becomes more difficult than that given in Theorems 8 and 10 because we need to numerically compute the stationary probability vector  $\Psi^{(2)} = (\psi_{0,0}^{(2)}, \psi_{-2}^{(2)}, \psi_{-1}^{(2)}, \psi_0^{(2)}, \psi_1^{(2)}, \psi_2^{(2)}, \dots)$ . In addition, we can only provide a part information  $\mathbf{R}(2) = \rho_1 \mathbf{R}_H(2) + \rho_2 \mathbf{R}_D(2)$  for the long-run average profits of the honest and dishonest mining pools. Therefore, by comparing (27) with Theorems 8 and 10, we show that Theorems 8 and 10 provide a more complete information on the long-run average profits.*

Finally, we provide a long-run economic ratio of the dishonest mining pool through comparing with that of the honest mining pool by using per unit net mining rate. We define

$$\mathfrak{S}^{(2)} = \frac{\frac{1}{\tilde{\alpha} + \gamma} \mathbf{R}_D(2)}{\frac{1}{\beta - \gamma} \mathbf{R}_H(2)} = \frac{\beta - \gamma}{\tilde{\alpha} + \gamma} \frac{\mathbf{R}_D(2)}{\mathbf{R}_H(2)}. \quad (28)$$

We can numerically indicate that the long-run ratio  $\mathfrak{S}^{(2)}$  increases as the jumping's mining rate  $\gamma$  (or the efficiency-increased ratio  $\mathfrak{R}$ ) increases.

## 9 No Network Latency

In this section, we further discuss a special case without network latency, as discussed for the three approximate computational models in Section 8. Similarly, we set up three different Markov processes whose aim is to deal with the influence of no network latency on the blockchain selfish mining.

When the network latency is very short so that it can be ignored, we assume that  $\mu = +\infty$  or  $1/\mu = 0$ . In this case, Figure 9 provides three types of state transition relations of the Markov process  $\{\mathcal{N}(t) : t \geq 0\}$ .

In what follows, we only deal with (c) of Figure 9; while for (a) and (b) of Figure 9, we can discuss similarly, and omit their details here.

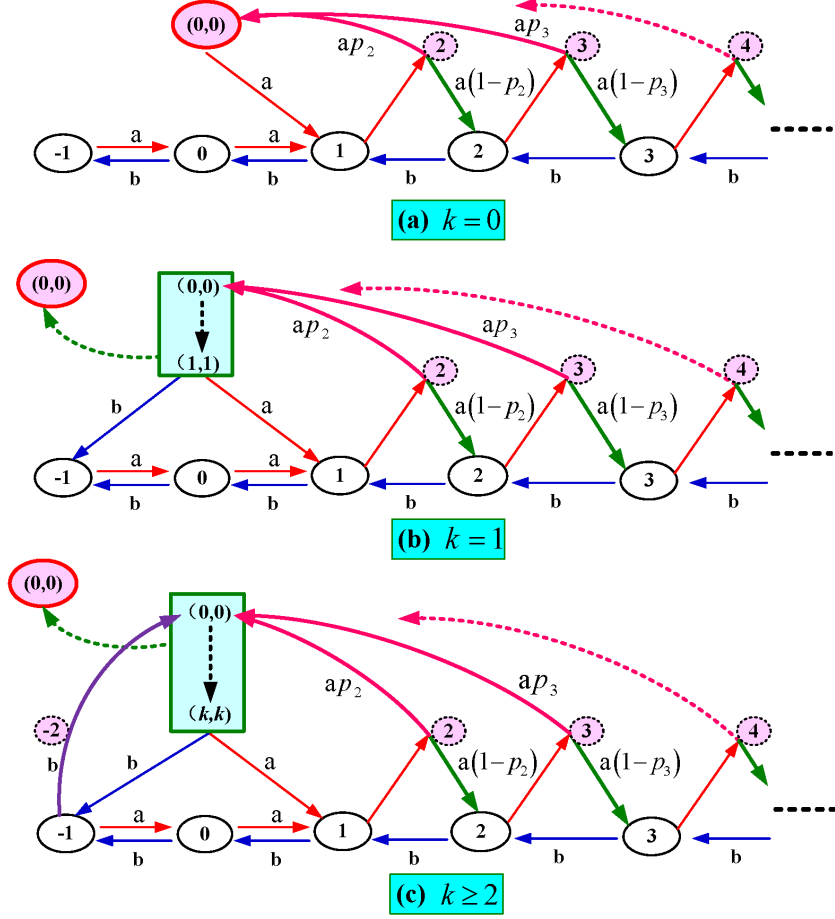


Figure 9: The state transition relations of the Markov process for  $\mu = +\infty$

From (c) of Figure 9, the infinitesimal generator of the Markov process on  $\mathbf{E}_1$  is given by

$$Q_{\mu=+\infty} = \begin{pmatrix} -(a+b) & b & 0 & a \\ b & -(a+b) & a & 0 \\ 0 & b & -(a+b) & a \\ ap_2 & & b & -(a+b) & a(1-p_2) \\ ap_3 & & & b & -(a+b) & a(1-p_3) \\ \vdots & & & & \ddots & \ddots & \ddots \end{pmatrix}.$$

Obviously, the Markov process  $Q_{\mu=+\infty}$  on  $\mathbf{E}_1$  is irreducible and positive recurrent. Let  $\Psi^{(3)} = (\psi_{0,0}^{(3)}, \psi_{-1}^{(3)}, \psi_0^{(3)}, \psi_1^{(3)}, \psi_2^{(3)}, \dots)$  be the stationary probability vector of the Markov process  $Q_{\mu=+\infty}$ . Then from the system of linear equations  $\Psi^{(3)}Q_{\mu=+\infty} = 0$  and  $\Psi^{(3)}e = 1$ ,

by using Section 1.3 in Chapter one of Li [59], we obtain that for  $k = 2, 3, 4, \dots$ ,

$$\psi_k^{(3)} = \psi_1^{(3)} R_{k-1}^{(30)} R_{k-2}^{(3)} \cdots R_2^{(3)} R_1^{(3)},$$

and  $\psi_{0,0}^{(3)}, \psi_{-1}^{(3)}, \psi_0^{(3)}$  and  $\psi_1^{(3)}$  satisfy the following system of linear equations

$$\begin{aligned} -\psi_{0,0}^{(3)}(a+b) + \psi_{-1}^{(3)}b + \psi_1^{(3)} \left( ap_2 + \sum_{k=2}^{\infty} ap_{k+1} R_{k-1}^{(30)} R_{k-2}^{(3)} \cdots R_2^{(3)} R_1^{(3)} \right) &= 0, \\ \psi_{0,0}^{(3)}b - \psi_{-1}^{(3)}(a+b) + \psi_0^{(3)}b &= 0, \\ \psi_{-1}^{(3)}a - \psi_0^{(3)}(a+b) + \psi_1^{(3)}b &= 0, \\ \psi_{0,0}^{(3)}a + \psi_0^{(3)}a - \psi_1^{(3)}(a+b) + \psi_1^{(3)}R_1^{(3)}b &= 0, \\ \psi_{0,0}^{(3)} + \psi_{-1}^{(3)} + \psi_0^{(3)} + \psi_1^{(3)} \left( 1 + \sum_{k=2}^{\infty} R_{k-1}^{(30)} R_{k-2}^{(3)} \cdots R_2^{(3)} R_1^{(3)} \right) &= 1, \end{aligned}$$

where the real number sequence  $\{R_k^{(3)} : k = 1, 2, 3, \dots\}$  is the minimal positive solution to the system of nonlinear equations

$$a(1-p_k) - R_{k-1}^{(3)}(a+b) + R_k^{(3)}R_{k-1}^{(3)}b = 0, \quad k = 2, 3, 4, \dots \quad (29)$$

Similarly, we can solve the system of nonlinear equations (29) by means of the effective algorithms developed in Bright and Taylor [10, 11] and Liu et al. [62]. Here, we omit the algorithmic details.

For the the Markov process  $Q_{\mu=+\infty}$  on state  $\mathbf{E}_1$ , we denote by  $\mathbf{R}_H^{(\infty)}(3)$  and  $\mathbf{R}_D^{(\infty)}(3)$  the relative long-run average profits of the honest and dishonest mining pools, respectively. Then

$$\begin{aligned} \mathbf{R}_H^{(\infty)}(3) &= b\psi_{-1}^{(3)} \cdot 2(r_B + r_F) - (c_E + c_A)(\beta - \gamma), \\ \mathbf{R}_D^{(\infty)}(3) &= a \sum_{k=1}^{\infty} \psi_k^{(3)} \cdot p_{k+1}(k+1)(r_B + r_F) - (\tilde{\alpha} + \gamma)[c_E + c_A(1 + \mathfrak{R})]. \end{aligned}$$

Thus, the total relative long-run average profit of the blockchain is given by

$$\begin{aligned} \mathbf{R}^{(\infty)}(3) &= \bar{\rho}_1 \mathbf{R}_H^{(\infty)}(3) + \bar{\rho}_2 \mathbf{R}_D^{(\infty)}(3) \\ &= \bar{\rho}_1 b\psi_{-1}^{(3)} \cdot 2(r_B + r_F) + \bar{\rho}_2 a \sum_{k=1}^{\infty} \psi_k^{(3)} \cdot p_{k+1}(k+1)(r_B + r_F) \\ &\quad - \bar{\rho}_1 (c_E + c_A)(\beta - \gamma) - \bar{\rho}_2 (\tilde{\alpha} + \gamma)[c_E + c_A(1 + \mathfrak{R})], \end{aligned} \quad (30)$$

where

$$\bar{\rho}_1 = \frac{\psi_{-1}^{(3)}}{\psi_{-1}^{(3)} + \sum_{k=1}^{\infty} \psi_k^{(3)}}, \quad \bar{\rho}_2 = \frac{\sum_{k=1}^{\infty} \psi_k^{(3)}}{\psi_{-1}^{(3)} + \sum_{k=1}^{\infty} \psi_k^{(3)}}.$$

Figure 15 numerically shows how  $\mathbf{R}_H(3)$  and  $\mathbf{R}_D(3)$  depend on the jumping's mining rate  $\gamma$  and the efficiency-increased ratio  $\mathfrak{R}$ .

In what follows we first discuss a special case with  $p_2 = 1$ . Then we provide a detailed comparison between our work and Eyal and Sirer[24]. This is necessary and useful for understanding the Markov chain method of Eyal and Sirer[24].

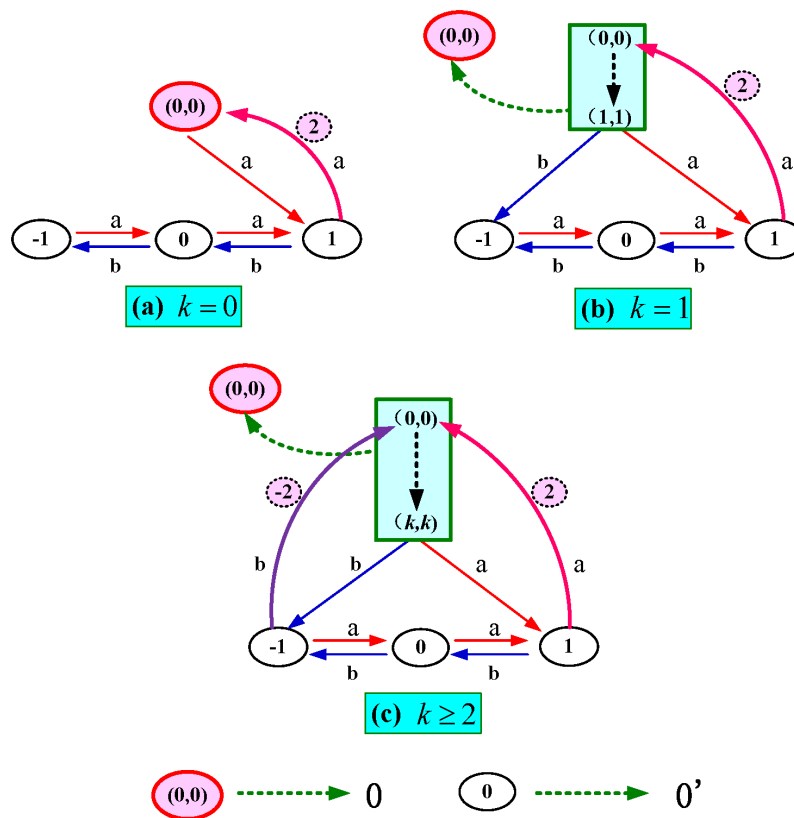


Figure 10: A corresponding Markov process (for  $\mu = +\infty$ ) to Figure 1 of Eyal and Sirer[24]

When  $p_2 = 1$ , the state transition relations of the Markov process  $Q_{\mu=+\infty}$  is changed to Figure 10 from Figure 9. It is easy to see that the Markov process  $Q_{\mu=+\infty}$  can not arrive at the state  $k$  for  $k = 2, 3, 4, \dots$ . In this case, the infinitesimal generator of the

Markov process  $Q_{\mu=+\infty}$ , related to (c) of Figure 10, is given by

$$Q_{\mu=+\infty} = \begin{pmatrix} -(a+b) & b & 0 & a \\ b & -(a+b) & a & 0 \\ 0 & b & -(a+b) & a \\ a & 0 & b & -(a+b) \end{pmatrix}.$$

Since the Markov process  $Q_{\mu=+\infty}$  is irreducible and positive recurrent, its stationary probability vector is given by

$$\begin{aligned} \Psi^{(4)} &= \left( \psi_{0,0}^{(4)}, \psi_{-1}^{(4)}, \psi_0^{(4)}, \psi_1^{(4)} \right) \\ &= \left( \frac{a^2 + b^2}{2(a+b)^2}, \frac{b}{2(a+b)}, \frac{ab}{(a+b)^2}, \frac{a}{2(a+b)} \right). \end{aligned}$$

Further, we obtain

$$\begin{aligned} \mathbf{R}^{(\infty)}(4) &= \bar{\rho}_1 \mathbf{R}_H^{(\infty)}(4) + \bar{\rho}_2 \mathbf{R}_D^{(\infty)}(4) \\ &= \tilde{\rho}_1 b \psi_{-1}^{(4)} \cdot 2(r_B + r_F) + \tilde{\rho}_2 a \psi_1^{(4)} \cdot 2(r_B + r_F) \\ &\quad - \tilde{\rho}_1 (c_E + c_A) (\beta - \gamma) - \tilde{\rho}_2 (\tilde{\alpha} + \gamma) [c_E + c_A (1 + \mathfrak{R})], \end{aligned} \quad (31)$$

where

$$\tilde{\rho}_1 = \frac{\psi_{-1}^{(4)}}{\psi_{-1}^{(4)} + \psi_1^{(4)}} = \frac{b}{a+b}, \quad \tilde{\rho}_2 = \frac{\psi_1^{(4)}}{\psi_{-1}^{(4)} + \psi_1^{(4)}} = \frac{a}{a+b}.$$

Now, we provide a long-run economic ratio of the dishonest mining pool through comparing with that of the honest mining pool through using per unit net mining rate. We define

$$\mathfrak{S}^{(4)} = \frac{\frac{1}{\tilde{\alpha} + \gamma} \mathbf{R}_D(4)}{\frac{1}{\beta - \gamma} \mathbf{R}_H(4)} = \frac{\beta - \gamma}{\tilde{\alpha} + \gamma} \frac{\mathbf{R}_D(4)}{\mathbf{R}_H(4)}.$$

We can numerically show that the long-run ratio  $\mathfrak{S}^{(4)}$  increases as the efficiency-increased ratio  $\mathfrak{R}$  or the jumping's mining rate  $\gamma$  increases.

In the remainder of this section, by comparing our Figure 10 with Figure 1 of Eyal and Sirer[24], we provide some useful remarks for understanding the Markov chain (Figure 1) and revenue analysis ((1) to (3)) of Eyal and Sirer[24] as follows:

**(a) Do there exist the two boundary states 0 and 0'?**

In Figure 1 of Eyal and Sirer [24], the two boundary states 0 and 0' were introduced in a strange way which is not easy to understand. From (c) of Figure 10 in this paper,

we establish an approximate Markov process with a black-box state  $(0, 0)$ . From a PH distribution of infinite sizes, it is easy to see that the sojourn time at the black-box state  $(0, 0)$  is non-exponential. On the other hand, it is observed that our black-box state  $(0, 0)$  corresponds to state 0 of Eyal and Siner [24]; while our state 0 (i.e.,  $0 = k - k$  for  $k \geq 2$ ) becomes state  $0'$  of Eyal and Siner [24]. However, we don't know in any way how to set up states 0 and  $0'$  of Eyal and Siner [24] by using the theory of Markov processes. Therefore, there do not exist such two boundary states 0 and  $0'$  from the theory of Markov processes, that is, the two boundary states 0 and  $0'$  in Eyal and Siner [24] are subjectively imaginary.

**(b) Can the Eyal and Siner's parameter  $\gamma$  play a necessary role in the revenue analysis?**

In Figure 1 of Eyal and Siner [24], it is seen that 1 is the state transition probability from state  $0'$  to state 0. However, the probability 1 is decomposed into three parts (or separated path-probabilities):  $\alpha$ ,  $\gamma(1 - \alpha)$  and  $(1 - \gamma)(1 - \alpha)$  by using  $1 = \alpha + \gamma(1 - \alpha) + (1 - \gamma)(1 - \alpha)$ . Although the Eyal and Siner's parameter  $\gamma$  is introduced, the Markov chain (Figure 1 of Eyal and Siner [24]) is independent of the Eyal and Siner's parameter  $\gamma$ , for example, the stationary probability vector has nothing to do with the Eyal and Siner's parameter  $\gamma$ . Furthermore, the Eyal and Siner's parameter  $\gamma$  is used in the revenue analysis, see (1), (2) and (3) of Eyal and Siner [24]. Clearly, their revenue computation is based on the law of total probability, in which from Eyal and Siner [24], its event probabilities are determined by using the Markov chain (Figure 1), and its event revenue is derived in (1) and (2) by means of discussing those reward cases from (a) to (h). Since the stationary probability vector of the Markov chain (Figure 1 of Eyal and Siner [24]) is independent of the Eyal and Siner's parameter  $\gamma$ , the selfish mining pool's revenue function ((1) to (3) of Eyal and Siner [24]) can linearly depend on the Eyal and Siner's parameter  $\gamma$ . On the other hand, from Sections 8 and 9 of this paper, it is easy to see that the selfish mining pool's revenue function ((3) of Eyal and Siner [24]) is not based on a rigorously mathematical calculation by using the Markov reward processes. Therefore, it is easy to see that the Eyal and Siner's parameter  $\gamma$  will not play any role in the revenue analysis of blockchain selfish mining under a rigorously mathematical setting.

**(c) States  $k$  for  $k \geq 2$  can not exist in Figure 1 of Eyal and Siner [24].**

From Figure 10 of this paper, it is easy to see that there do not exist states 2, 3, 4, ..., unless introducing a block-detained probability sequence  $\{p_k : k = 2, 3, 4, \dots\}$ . Therefore, there can not exist the Markov chain (Figure 1 of Eyal and Siner [24]) in the blockchain

selfish mining. Based on this, we explain the realistic background that the Markov chain of Eyal and Sirer [24] can be related to.

In brief, one of our main findings demonstrates that the Markov chain and the revenue analysis in Eyal and Sirer[24] should be confused. This paper provide some new insights on improving the Markov chain method of Eyal and Sirer [24], together with those works followed Eyal and Sirer [24] in the literature.

## 10 Numerical Examples

In this section, we use some numerical examples to verify our theoretical results, and indicate how performance measures of our more general model of blockchain selfish mining depend on some key parameters of blockchain.

Our numerical experiments are classified as three parts: (a) The orphan blocks, (b) the long-run average profits, and (c) an approximate computational model without network latency.

### Part one: The orphan blocks

To study the influence of orphan blocks, we take some parameters:  $\tilde{\alpha} = 10$ ,  $\beta = 28$ , the block-pegged rate  $\mu = 3$ . Let the jumping's mining rate  $\gamma \in [0.5, 8.5]$ , and the efficiency-increased ratio  $\mathfrak{R} = 0.5, 0.7, 0.9$ .

For the average stationary lengths  $L_M$  and  $L_O$  of the main chain and the chain of orphan blocks, Figure 11 shows that  $L_M$  and  $L_O$  are not monotonous for  $\gamma$  or  $\mathfrak{R}$ , and they start to decrease and then increase as  $\gamma$  or  $\mathfrak{R}$  increases. In fact, such theoretical analysis is given in the end of Section 5.

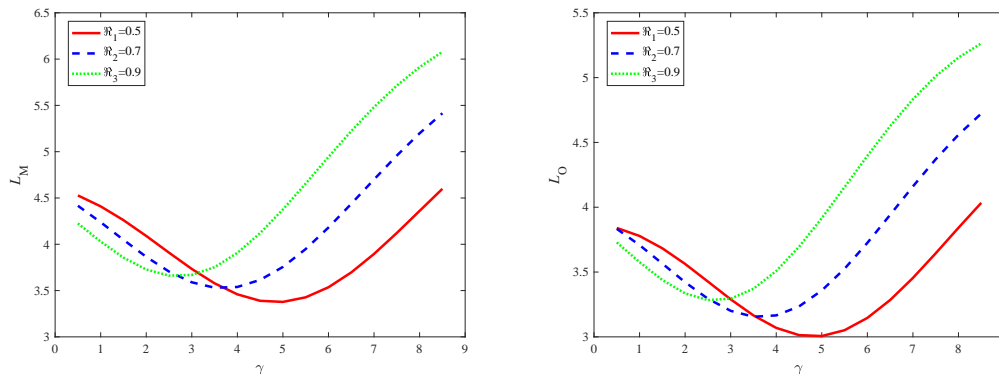


Figure 11:  $L_M$  and  $L_O$  vs.  $\gamma$  for three different  $\mathfrak{R}_1, \mathfrak{R}_2, \mathfrak{R}_3$ .



Now, we observe the ratio  $\phi$  of the two average stationary lengths, and the stationary ratio  $\psi$  of the two block removed and pegged rates. From Figure 12, it is seen that  $0 < \phi < \psi < 1$ . Also,  $\phi$  and  $\psi$  begin to increase and then decrease, as  $\gamma$  or  $\mathfrak{R}$  increases. Thus  $\phi$  and  $\psi$  are not monotonous for  $\gamma$  or  $\mathfrak{R}$ . In fact, we can't instructively characterize each of  $\phi$  and  $\psi$  duo to their complicated expressions.

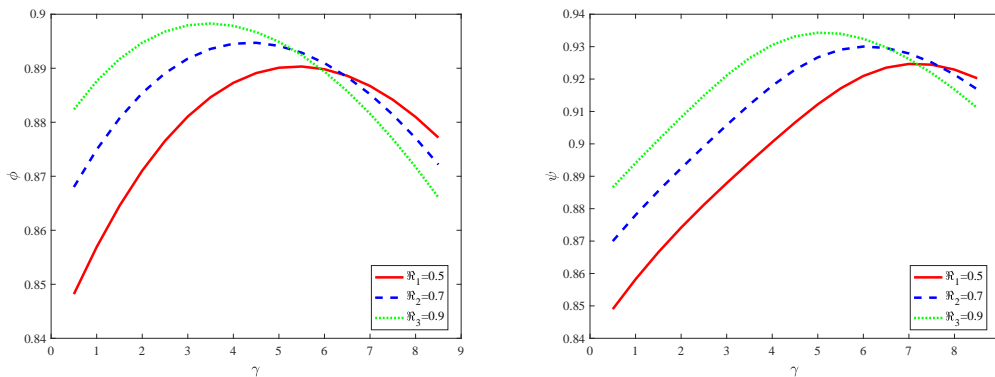


Figure 12:  $\phi$  and  $\psi$  vs.  $\gamma$  for three different values of  $\mathfrak{R}$

### Part two: The long-run average profits

To discuss the two long-run average profits, we take some parameters:  $\tilde{\alpha} = 10$ ,  $\beta = 28$ , the block-pegged rate  $\mu = 3$ ,  $r_B = 0.5$ ,  $r_F = 0.5$ ,  $c_E = 0.5$ ,  $c_A = 0.5$ . Let the jumping's mining rate  $\gamma \in [5, 8.5]$ , and the efficiency-increased ratio  $\mathfrak{R} = 0.5, 0.7, 0.9$ .

From the left half of Figure 13, it is seen that the long-run average profit  $\mathbf{R}_H$  of the honest mining pool decreases as the jumping's mining rate  $\gamma$  increases, and it also decreases as the efficiency-increased ratio  $\mathfrak{R}$  increases.

From the right half of Figure 13, it is observe that the long-run average profit  $\mathbf{R}_D$  of the dishonest mining pool increases as the jumping's mining rate  $\gamma$  increases, and it also increases as the efficiency-increased ratio  $\mathfrak{R}$  increases.

Now, we discuss the long-run economic ratio  $\mathfrak{S}$  of the dishonest mining pool compared to the honest mining pool, and the long-run block-pegged rate ratio  $\tau$  of the dishonest mining pool compared to the honest mining pool. The two long-run ratios are necessary and useful in the study of blockchain selfish mining.

From the the left half of Figure 14, it is seen that  $\mathfrak{S} > 1$ . Also,  $\mathfrak{S}$  increases as the jumping's mining rate  $\gamma$  increases, and it also increases as the efficiency-increased ratio  $\mathfrak{R}$  increases.

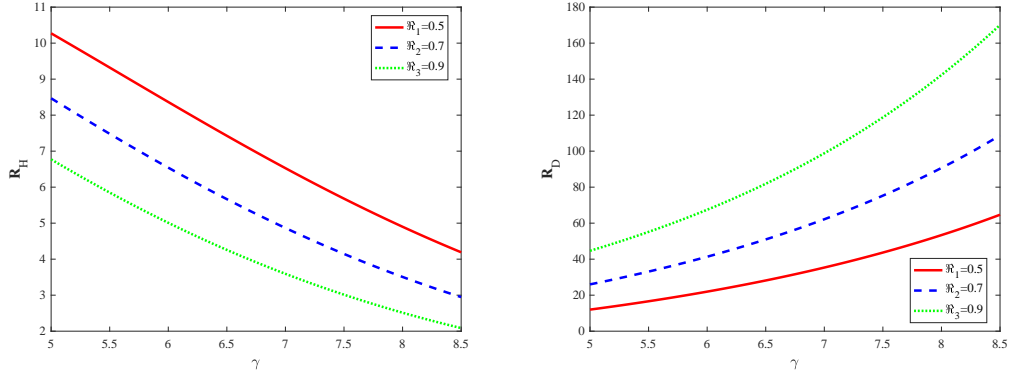


Figure 13:  $\mathbf{R}_H$  and  $\mathbf{R}_D$  vs.  $\gamma$  for three different  $\mathfrak{R}_1, \mathfrak{R}_2, \mathfrak{R}_3$ .

From the right half of Figure 14, it is seen that  $\tau > 1$ . Moreover,  $\tau$  increases as the jumping's mining rate  $\gamma$  increases, and it also increases as the efficiency-increased ratio  $\mathfrak{R}$  increases.

Corollary 15 shows that each of the two long-run ratios  $\mathfrak{S}$  and  $\tau$  increases, as the efficiency-increased ratio  $\mathfrak{R}$  increases. This is the same as our numerical experiment. However, we can not prove that the two long-run ratios  $\mathfrak{S}$  and  $\tau$  are monotonically increasing in the jumping's mining rate  $\gamma$ , because  $\mathfrak{S}$  and  $\tau$  have a complicated relation with respect to  $\gamma$ . While it is interesting that our numerical experiment indicates such increasing monotonicity. This demonstrates that the bigger the selfish mining pool, the more profit each selfish miner is obtained. Therefore, the selfish mining pool can have some real incentive motivations such that it becomes bigger and bigger.

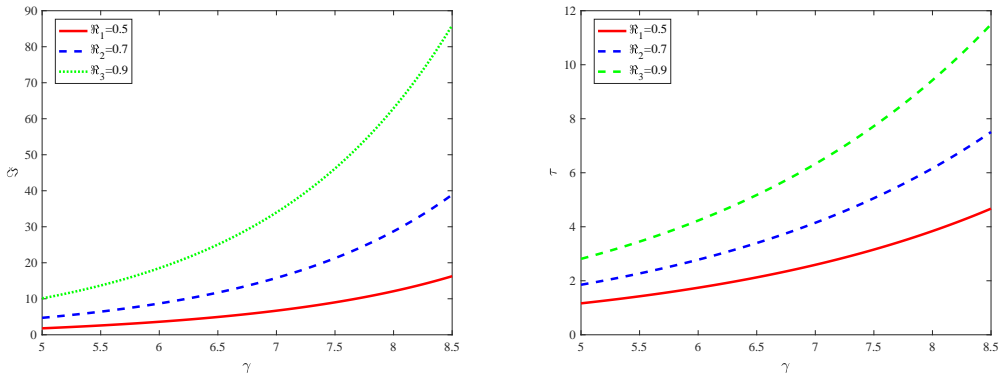


Figure 14:  $\mathfrak{S}$  and  $\tau$  vs.  $\gamma$  for three different  $\mathfrak{R}_1, \mathfrak{R}_2, \mathfrak{R}_3$ .

### Part three: The approximate model without network latency

In the approximate computational model without network latency, we take some parameters:  $\tilde{\alpha} = 10$ ,  $\beta = 28$ , the block-pegged rate  $\mu = 3$ ,  $r_B = 15$ ,  $r_F = 3$ ,  $c_E = 3$ ,  $c_A = 1$ . Let the jumping's mining rate  $\gamma \in [0.5, 8]$ , the efficiency-increased ratio  $\mathfrak{R} = 0.2, 0.5, 0.9$ .

We first analyze the relative long-run average profit  $\mathbf{R}_H^{(\infty)}(3)$  of the honest mining pool. From the left half of Figure 15, it is seen that  $\mathbf{R}_H^{(\infty)}(3)$  decreases as the jumping's mining rate  $\gamma$  increases, and it also decreases as the efficiency-increased ratio  $\mathfrak{R}$  increases.

Then we discuss the relative long-run average profit  $\mathbf{R}_D^{(\infty)}(3)$  of the dishonest mining pool. From the right half of Figure 15, it is seen that  $\mathbf{R}_D^{(\infty)}(3)$  increases as the jumping's mining rate  $\gamma$  increases, and it also increases as the efficiency-increased ratio  $\mathfrak{R}$  increases.

Note that the precise long-run average profit  $\mathbf{R}_H$  and the relative long-run average profit  $\mathbf{R}_H^{(\infty)}(3)$  have a similar monotonicity, but  $\mathbf{R}_H$  is smaller than  $\mathbf{R}_H^{(\infty)}(3)$ . Also, so are  $\mathbf{R}_D$  and  $\mathbf{R}_D^{(\infty)}(3)$ .

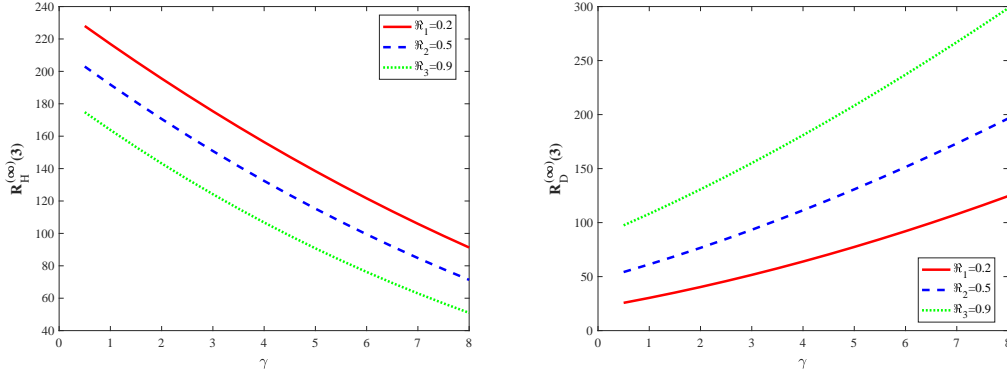


Figure 15:  $\mathbf{R}_H^{(\infty)}(3)$  and  $\mathbf{R}_D^{(\infty)}(3)$  vs.  $\gamma$  for three different  $\mathfrak{R}_1, \mathfrak{R}_2, \mathfrak{R}_3$ .

## 11 Concluding Remarks

In this paper, we provide a new theoretical framework of pyramid Markov processes in the study of blockchain selfish mining. We describe a more general model of blockchain selfish mining with both a two-block leading competitive criterion and a new economic incentive, both of which are expressed by means of the block-detained probability sequence, the efficiency-increased ratio and the jumping's mining rate. For such a selfish mining, we establish a pyramid Markov process, and show that the pyramid Markov process is

irreducible and positive recurrent, and so is the blockchain; and the stationary probability vector is matrix-geometric with an explicitly representable rate matrix. Also, we use the stationary probability vector to analyze the influence of orphan blocks on the waste of computing resource. Furthermore, we set up a pyramid Markov reward process to investigate the long-run average profits of the honest and dishonest mining pools, respectively. Based on this, we can measure the mining efficiency of the dishonest mining pool through comparing with the honest mining pool. As a by-product, we build three approximative Markov processes when the system states are taken as the difference of block numbers on the two forked branches at the common tree root. For a special case without network latency, one of our main findings demonstrates that the Markov chain in Eyal and Sirer [24] should be incorrect, thus those obtained results by following the Markov chain method of Eyal and Sirer [24] in the literature are no longer true. Finally, we use some numerical examples to verify our theoretical results.

Note that the pyramid Markov (reward) processes open a new avenue to the study of blockchain selfish mining, thus we hope that the methodology and results developed in this paper can shed light to the blockchain selfish mining and open a series of potentially promising research. Along these lines, we will continue our future research on the following directions:

- Considering the blockchain selfish mining under a variable difficulty level of PoW puzzle, which is described as a Markovian arrival process, or a transient periodic point process.

- Analyzing the case that a part of the main chain by the dishonest mining pool is pegged on the blockchain, while the other part of the main chain is left to support the next round of competition between two new block branches forked at a common tree root. Note that the other part of the main chain by the dishonest mining pool is possible to become the orphan blocks if its subsequent new branch is no longer ahead of that by the honest mining pool. This is a significant risk for how the dishonest mining pool pegs its main chain on the blockchain, for example, the whole to peg, or a part to peg.

- Discussing the case with a  $K$ -block leading competitive criterion for  $K = 1, 2, 3, 4, 5, \dots$ , and optimize the positive integer  $K$  to maximize the mining efficiency and/or the long-run average profit.

- Setting up a pyramid block-structure Markov process for Ethereum, and develop an effective algorithm for computing the matrix-analytic solution. Using the stationary

probability vector to analyze the influence of orphan and uncle blocks on the waste of computing resource, and further investigate the long-run average profit of Ethereum.

– Developing the fluid and diffusion approximation for analyzing the blockchain selfish mining with multiple mining pools, provide the stable conditions of the multi-dimensional blockchain systems, and establish the long-run average profits of the multiple mining pools.

– Further developing stochastic optimization and dynamic control of the blockchain selfish mining, for example, Markov decision processes, stochastic game, and evolutionary game.

## Acknowledgements

Quan-Lin Li was supported by the National Natural Science Foundation of China under grants No. 71671158 and 71932002 and by the Beijing Social Science Foundation Research Base Project under grant No. 19JDGLA004.

## References

- [1] Albrecher, H. and Goffard P. O. (2020). On the profitability of selfish blockchain mining under consideration of ruin. HAL Id: hal-02649025, Pages 1-29.
- [2] Awe, K. F., Malik, Y., Zavorsky, P. and Jaafar, F. (2020). Validating BGP update using blockchain-based infrastructure. In: *Decentralised Internet of Things*, Springer, Pages 151-165.
- [3] Babich, V. and Hilary, G. (2019). Distributed ledgers and operations: What operations management researchers should know about blockchain technology. *Manufacturing & Service Operations Management* **22(2)**, 223–240.
- [4] Bahack, L. (2013). Theoretical Bitcoin attacks with less than half of the computing power (draft). arXiv preprint arXiv:1312.7013, Pages 1-18.
- [5] Bai, Q., Zhou, X., Wang, X., Xu, Y., Wang, X. and Kong, Q. (2019). A deep dive into blockchain selfish mining. In: *International Conference on Communications*, pages 1-6.

- [6] Bano, S., Sonnino, A., Al-Bassam, M., Azouvi, S., McCorry, P., Meiklejohn, S. and Danezis, G. (2019). SoK: Consensus in the age of blockchains. In: *Proceedings of the 1st ACM Conference on Advances in Financial Technologies*, Pages 183-198.
- [7] Bastiaan, M. (2015). Preventing the 51%-Attack: a stochastic analysis of two phase Proof of Work in Bitcoin. In: *The 22nd Twente Student Conference on IT*, Pages 1-10.
- [8] Bissias, G., Levine, B. N. (2020). Bobtail: A Proof-of-Work target that minimizes blockchain mining variance. In: *Network and Distributed Systems Security Symposium*, Pages 1-16.
- [9] Bissias, G., Levine, B. N., Ozisik, A. P. and Andresen, G. (2016). An analysis of attacks on blockchain consensus. arXiv preprint arXiv:1610.07985, Pages 1-19.
- [10] Bright, L. and Taylor, P. G. (1995). Calculating the equilibrium distribution in level dependent quasi-birth-and-death processes. *Stochastic Models* **11(3)**, 497-525.
- [11] Bright, L. and Taylor, P. G. (1997). Equilibrium distributions for level-dependent quasibirth-and-death processes. In: *Matrix-Analytic Methods in Stochastic Models*, Marcel Dekker, Pages 359–375.
- [12] Cachin, C. and Vukolic, M. (2017). Blockchain consensus protocols in the wild. In: *The 31st International Symposium on Distributed Computing*, Pages 1-18.
- [13] Carlsten, M., Kalodner, H. A., Weinberg, S. M. and Narayanan, A. (2016). On the instability of bitcoin without the block reward. In: *Proceedings of the 2016 ACM SIGSAC Conference on Computer and Communications Security*, Pages 154-167.
- [14] Chang, D., Hasan, M. and Jain, P. (2019). Spy based analysis of selfish mining attack on multi-stage blockchain. IACR Cryptol. ePrint: 2019/1327, Pages 1-34.
- [15] Chang, S.Y., Park, Y., Wuthier, S. and Chen, C. W. (2019). Uncle-block attack: Blockchain mining threat beyond block withholding for rational and uncooperative miners. In: *International Conference on Applied Cryptography and Network Security*, Pages 241-258.
- [16] Chicarino, V., Albuquerque, C., Jesus, E. and Rocha, A. (2020). On the detection of selfish mining and stalker attacks in blockchain networks. *Annals of Telecommunications* **75(3)**, 143-152.

- [17] Choi, S. M., Park, J., Nguyen, Q. and Cronje, A. (2018). Fantom: A scalable framework for asynchronous distributed systems. arXiv preprint arXiv:1810.10360, Pages 1-36.
- [18] Courtois, N. T. and Bahack, L. (2014). On subversive miner strategies and block withholding attack in Bitcoin digital currency. arXiv preprint arXiv:1402.1718, Pages 1-15.
- [19] Davidson, M. and Diamond, T. (2020). On the profitability of selfish mining against multiple difficulty adjustment algorithms. IACR Cryptology ePrint Archive, Pages 1-22.
- [20] Decker, C. and Wattenhofer, R. (2013). Information propagation in the bitcoin network. In: *IEEE Thirteenth International Conference on Peer-to-Peer Computing*, Pages 1-10.
- [21] Dong, X., Wu, F., Faree, A., Guo, D., Shen, Y. and Ma, J. (2019). SelfHolding: A combined attack model using selfish mining with block withholding attack. *Computers & Security* **87 (101584)**, 1-11.
- [22] Eijkel, D. and Fehnker, A. (2019). A distributed blockchain model of selfish mining. In: *The 1st Workshop on Formal Methods for Blockchains*, Pages 48-59.
- [23] Eyal, I., Gencer, A. E., Sirer, E. G. and Van Renesse, R. (2016). Bitcoin-NG: A scalable blockchain protocol. In: *The 13th USENIX Symposium on Networked Systems Design and Implementation*, Pages 45-59.
- [24] Eyal, I. and Sirer, E. G. (2018). Majority is not enough: Bitcoin mining is vulnerable. *Communications of the ACM* **61(7)**, 2018, 95-102. ‘A early version of this paper was given in *International Conference on Financial Cryptography and Data Security, 2014, Springer, Pages 436-454.*’
- [25] Fan, C., Ghaemi, S., Khazaei, H. and Musilek, P. (2020). Performance evaluation of blockchain systems: A systematic survey. *IEEE Access* **8**, 126927-126950.
- [26] Fullmer, D. and Morse, A. S. (2018). Analysis of difficulty control in bitcoin and Proof-of-Work blockchains. In: *The IEEE Conference on Decision and Control*, Pages 5988-5992.

- [27] Gao, S., Li, Z., Peng, Z. and Xiao, B. (2019). Power adjusting and bribery racing: Novel mining attacks in the bitcoin System. In: *Proceedings of the 2019 ACM SIGSAC Conference on Computer and Communications Security*, Pages 833-850.
- [28] Garay, J., Kiayias, A. and Leonardos, N. (2015). The Bitcoin backbone protocol: Analysis and applications. In: *Annual International Conference on the Theory and Applications of Cryptographic Techniques*. Lecture Notes in Computer Science, volume 9057, Springer, Pages 281-310.
- [29] Garay, J. A., Kiayias, A. and Panagiotakos, G. (2017). Proofs of Work for blockchain protocols. IACR Cryptology ePrint Archive, Pages 1-26.
- [30] Garay, J., Kiayias, A., Ostrovsky, R. M., Panagiotakos, G. and Zikas, V. (2020). Resource-restricted cryptography: Revisiting MPC bounds in the Proof-of-Work era. In: *Annual International Conference on the Theory and Applications of Cryptographic Techniques*, Pages 129-158.
- [31] Gervais, A., Karame, G. O., Wüst, K., Glykantzis, V., Ritzdorf, H. and Capkun, S. (2016). On the security and performance of Proof of Work blockchains. In: *Proceedings of the 2016 ACM SIGSAC conference on computer and communications security*, Pages 3-16.
- [32] Gervais, A., Ritzdorf, H., Karame, G. O. and Capkun, S. (2015). Tampering with the delivery of blocks and transactions in Bitcoin. IACR Cryptology ePrint Archive, Pages 1-12.
- [33] Göbel, J., Keeler, H. P., Krzesinski, A. E. and Taylor, P. G. (2016). Bitcoin blockchain dynamics: The selfish-mine strategy in the presence of propagation delay. *Performance Evaluation* **104**, 23-41.
- [34] Grunspan, C. and Pérez-Marco, R. (2018). On profitability of selfish mining. arXiv preprint arXiv:1805.08281, Pages 1-20.
- [35] Grunspan, C. and Pérez-Marco, R. (2018). On profitability of stubborn mining. arXiv preprint arXiv:1808.01041, Pages 1-16.
- [36] Grunspan, C. and Pérez-Marco, R. (2018). On profitability of trailing mining. arXiv preprint arXiv:1811.09322, Pages 1-19.



- [37] Grunspan, C. and Pérez-Marco, R. (2019). Bitcoin selfish mining and dyck words. arXiv preprint arXiv:1902.01513, Pages 1-5.
- [38] Guerraoui, R. and Wang, J. (2018). On the unfairness of blockchain. In: *The 6th International Conference on Networked Systems*, Lecture Notes in Computer Science, vol 11028. Springer, Pages 36-50.
- [39] Gupta, N. (2020). Security and privacy issues of blockchain technology. In: *Advanced Applications of Blockchain Technology*, Pages 207-226.
- [40] Hofmann, E., Strewe, U. M. and Bosia, N. (2017). *Supply Chain Finance and Blockchain Technology: The Case of Reverse Securitisation*. Springer.
- [41] Huang, H., Kong, W., Zhou, S., Zheng, Z. and Guo, S. (2020). A survey of state-of-the-art on blockchains: Theories, modelings, and tools. arXiv preprint arXiv:2007.03520, Pages 1-35.
- [42] Jain, P. (2019). Revenue generation strategy through selfish mining focusing multiple mining pools. Bachelor Thesis for the Degree of B. Tech. in Computer Science & Applied Mathematics, Indraprastha Institute of Information Technology, Delhi. Pages 1-24.
- [43] Javarone, M. A. and Wright, C. S. (2018). Modeling a double-spending detection system for the Bitcoin network. arXiv preprint arXiv:1809.07678, Pages 1-14.
- [44] Javier, K. and Fralix, B. (2020). A further study of some Markovian Bitcoin models from Göbel et al.. *Stochastic Models* **36(2)**, 223-250.
- [45] Karakostas, D. and Kiayias, A. (2020). Securing Proof-of-Work ledgers via checkpointing. Cryptology ePrint Archive, Pages 1–34.
- [46] Karame, G., Androulaki, E. and Čapkun, S. (2012). Double-spending fast payments in bitcoin. In: *Proceedings of the ACM Conference on Computer and Communications Security*, Pages 906–917.
- [47] Kedziora, M., Kozłowski, P., Szczepanik, M. and Józawiak, P. (2020). Analysis of blockchain selfish mining attacks. In: *Proceedings of 40th Anniversary International Conference on Information Systems Architecture and Technology*. Advances in Intelligent Systems and Computing, vol 1050, Springer, Pages 231–240.

- [48] Kiayias, A., Lamprou, N. and Stouka, A. P. (2016). Proofs of Proofs of Work with sublinear complexity. In: *International Conference on Financial Cryptography and Data Security*, Pages 61-78.
- [49] Kiayias, A., Miller, A. and Zindros, D. (2018). Non-interactive proofs of Proof-of-Work. IACR Cryptology ePrint Archive, Pages 1–42.
- [50] Kiayias, A. and Panagiotakos, G. (2017). On trees, chains and fast transactions in the blockchain. In: *International Conference on Cryptology and Information Security in Latin America*. Springer, Pages 327-351.
- [51] Kiayias, A. and Zindros, D. (2019). Proof-of-Work sidechains. In: *International Conference on Financial Cryptography and Data Security*, Pages 21-34.
- [52] Kraft, D. (2016). Difficulty control for blockchain-based consensus systems. *Peer-to-Peer Networking and Applications* **9(2)**, 397-413.
- [53] Lee, J. (2018). The chain of antichains – box protocol: The dual-blockchain and a stablecoin. arXiv preprint arXiv:1810.11871, Pages 1-29.
- [54] Lee, S. and Kim, S. (2018). Pooled mining makes selfish mining tricky. IACR Cryptol. ePrint Arch, Pages 1-16.
- [55] Lee, S. and Kim, S. (2019). Detective mining: Selfish mining becomes unrealistic under mining pool environment. IACR Cryptology ePrint Archive, Pages 1-10.
- [56] Leelavimolsilp, T., Nguyen, V. H., Stein, S. and Tranthanh, L. (2019). Selfish mining in Proof-of-Work blockchain with multiple miners: An empirical evaluation. In: *International Conference on Principles and Practice of Multi-Agent Systems*. Lecture Notes in Computer Science, volume 11873, Springer, Pages 219-234.
- [57] Leelavimolsilp, T., Tran-Thanh, L. and Stein, S. (2018). On the preliminary investigation of selfish mining strategy with multiple selfish miners. arXiv preprint arXiv:1802.02218, Pages 1-20.
- [58] Lewenberg, Y., Sompolinsky, Y. and Zohar, A. (2015). Inclusive block chain protocols. In: *International Conference on Financial Cryptography and Data Security*, Pages 528-547.

- [59] Li, Q.L. (2010). *Constructive Computation in Stochastic Models with Applications: The RG-Factorizations*. Springer.
- [60] Li, Q. L., Ma, J. Y. and Chang, Y. X. (2018). Blockchain queue theory. In: *International Conference on Computational Social Networks*. Lecture Notes in Computer Science, volume 11280, Springer, Pages 25-40.
- [61] Li, Q. L., Ma, J. Y., Chang, Y. X., Ma, F. Q. and Yu, H. B. (2019). Markov processes in blockchain systems. *Computational Social Networks* **6(1)**, 1-28.
- [62] Liu, H. L., Li, Q. L., Chang, Y. X. and Zhang, C. (2020). Block-structured double-ended queues and bilateral QBD processes. arXiv preprint arXiv:2001.00946, Pages 1-43.
- [63] Liu, H., Ruan, N., Du, R. and Jia, W. (2018). On the strategy and behavior of Bitcoin mining with  $N$ -attackers. In: *Proceedings of Asia Conference on Computer and Communications Security*, Pages 357-368.
- [64] Liu, H., Ruan, N., and Liu, J. K. (2019). Catfish effect between internal and external attackers: Semi-honest is helpful. arXiv preprint arXiv:1907.03720, Pages 1-13.
- [65] Liu, Y. , Hei, Y. , Xu, T. and Liu, J. (2020). An evaluation of uncle block mechanism effect on ethereum selfish and stubborn mining combined with an eclipse attack. *IEEE Access* **8**, 17489-17499.
- [66] Liu, Z., Yang G., Yu, X. and Li, F. (2019). A security detection model for selfish mining attack. In: *International Conference on Blockchain and Trustworthy Systems*, Communications in Computer and Information Science book series (CCIS, volume 1156), Springer, Pages 185-195.
- [67] Luu, L., Velner, Y., Teutsch, J. and Saxena, P. (2017). SmartPool: Practical decentralized pooled mining. In: *Proceedings of the 26th USENIX Security Symposium*, pages: 1409-1426.
- [68] Marmolejo-Cossío, F. J., Brigham, E., Sela, B. and Katz, J. (2019). Competing (semi)-selfish miners in bitcoin. AFT'19, Zurich, Switzerland, Pages 89-109.

- [69] Miller, A., Kosba, A., Katz, J. and Shi, E. (2015). Nonoutsourcable scratch-off puzzles to discourage Bitcoin mining coalitions. In: *Proceedings of the 22nd ACM SIGSAC Conference on Computer and Communications Security*, Pages 680-691.
- [70] Morhaim, L. (2019). Blockchain and cryptocurrencies technologies and network structures: Applications, implications and beyond. HAL Id-02280279, Pages 1-57.
- [71] Moustapha, B. (2018). The Markov chain resulting from the states of the bitcoin. *International Journal of Computer Applications* **181(4)**, 1-7.
- [72] Mulser, S. (2018). Simulation of different selfish mining strategies in bitcoin. Diplom-Ingenieur Thesis in Software Engineering & Internet Computing, Technische Universität Wien.
- [73] Mwale, M. (2016). Modelling the dynamics of the bitcoin blockchain. Master Thesis, Department of Mathematical Sciences, Stellenbosch University.
- [74] Nakamoto, S. (2008). Bitcoin: A peer-to-peer electronic cash system. <http://bitcoin.org/bitcoin.pdf>, Pages 1-9.
- [75] Narayanan, A., Bonneau, J., Felten, E., Miller, A. and Goldfeder, S. (2016). *Bitcoin and Cryptocurrency Technologies: A Comprehensive Introduction*. Princeton University Press.
- [76] Natoli, C., Yu, J., Gramoli, V. and Esteves-Verissimo, P. (2019). Deconstructing blockchains: A comprehensive survey on consensus, membership and structure. arXiv preprint arXiv:1908.08316, Pages 1-43.
- [77] Nayak, K., Kumar, S., Miller A. and Shi, E. (2016). Stubborn mining: Generalizing selfish mining and combining with an eclipse attack. In: *IEEE European Symposium on Security and Privacy*, Pages 305-320.
- [78] Neuts, M.F. (1981). *Matrix-Geometric Solutions in Stochastic Models: An Algorithmic Approach*. Johns Hopkins University Press.
- [79] Nguyen, G.T. and Kim, K. (2018). A survey about consensus algorithms used in blockchain. *Journal of Information processing systems* **14(1)**, 101-128.

- [80] Niu, J. and Feng, C. (2019). Selfish mining in ethereum. arXiv preprint arXiv:1901.04620, Pages 1-14.
- [81] Ritz, F. and Zugenmaier, A. (2018). The impact of uncle rewards on selfish mining in ethereum. In: *The 3rd IEEE European Symposium on Security and Privacy Workshops*, Pages 50-57.
- [82] Rosenfeld, M. (2014). Analysis of hashrate-based double spending. arXiv preprint arXiv:1402.2009, Pages 1-13.
- [83] Saad, M., Njilla, L., Kamhoua, C. and Mohaisen, A. (2019). Countering selfish mining in blockchains. In: *The 2019 International Conference on Computing, Networking and Communications*, Pages 1-5.
- [84] Saad, M., Spaulding, J., Njilla, L., Kamhoua, C., Nyang, D. and Mohaisen, A. (2019). Overview of attack surfaces in Blockchain. In: *Blockchain for Distributed System Security*, Pages 51-66.
- [85] Sapirshtein, A., Sompolinsky, Y. and Zohar, A. (2016). Optimal selfish mining strategies in Bitcoin. In: *The 20th International Conference on Financial Cryptography and Data Security*, Pages 515-532.
- [86] Solat, S. and Potop-Butucaru, M. (2016). Zeroblock: Timestamp-free prevention of block-withholding attack in bitcoin. arXiv preprint arXiv:1605.02435, Pages 1-11.
- [87] Solat, S. and Potop-Butucaru, M. (2016). ZeroBlock: Preventing selfish mining in bitcoin. HAL Id: hal-01310088, Pages 1-16.
- [88] Sompolinsky, Y., Lewenberg, Y. and Zohar, A. (2016). SPECTRE: A fast and scalable cryptocurrency protocol. *IACR Cryptology ePrint Archive*, Vol. 1159, Pages 1-71.
- [89] Sompolinsky, Y. and Zohar, A. (2015). Secure high-rate transaction processing in bitcoin. In: *The 19th International Conference on Financial Cryptography and Data Security*, Pages 507-527.
- [90] Stifter, N., Schindler, P., Judmayer, A., Zamyatin, A., Kern, A. and Weippl, E. (2019). Echoes of the past: Recovering blockchain metrics from merged mining. In: *International Conference on Financial Cryptography and Data Security*, Pages 527-549.

- [91] Tromp, J. (2015). Cuckoo Cycle: A memory bound graph-theoretic proof-of-work. In: *International Conference on Financial Cryptography and Data Security*, Pages 49-62.
- [92] Velner, Y., Teutsch, J. and Luu, L. (2017). Smart contracts make bitcoin mining pools vulnerable. In: *International Conference on Financial Cryptography and Data Security*, Springer, Pages 298-316.
- [93] Wang, W., Hoang, D.T., Hu, P., et al. (2019). A survey on consensus mechanisms and mining strategy management in blockchain networks. *IEEE Access* **7**, 22328-22370.
- [94] Wang, Z., Liu, J., Wu, Q., Zhang, Y. and Zhou, Z. (2019). An analytic evaluation for the impact of uncle blocks by selfish and stubborn mining in an imperfect ethereum network. *Computers & Security* **87** (101581), 1-10.
- [95] Werner, S. M., Pritz, P. J., Zamyatin, A. and Knottenbelt, W. J. (2019). Uncle traps: Harvesting rewards in a queue-based ethereum mining pool. In: *Proceedings of the 12th EAI International Conference on Performance Evaluation Methodologies and Tools*, Pages 127-134.
- [96] Wright, C. S. (2017). The fallacy of selfish mining in bitcoin: A mathematical critique. SSRN-id3004026, Pages 1-18.
- [97] Wright, C. S. and Savannah, S. (2017). The fallacy of the selfish miner in bitcoin: An economic critique. SSRN-id3151923, Pages 1-6.
- [98] Wüst, K. (2016). Security of blockchain technologies. Master Thesis, Department of Computer Science, ETH Zürich.
- [99] Xiao, Y., Zhang, N., Lou, W. and Hou, Y. T. (2019). A survey of distributed consensus protocols for blockchain networks. arXiv preprint arXiv:1904.04098, Pages 1-34.
- [100] Zhang, R. (2015). Broadcasting intermediate blocks as a defense Mechanism against selfish-mine in Bitcoin. IACR Cryptology ePrint Archive, Pages 1-19.
- [101] Zhang, R. and Preneel, B. (2017). Publish or perish: A backward-compatible defense against selfish mining in bitcoin. In: *Cryptographers' Track at the RSA Conference*. Lecture Notes in Computer Science, volume 10159, Springer, Pages 277-292.