

Haptic human-human interaction does not improve individual visuomotor adaptation

Niek Beckers^{1,2,*}, Edwin van Asseldonk¹, and Herman van der Kooij^{1,3}

¹Department of Biomechanical Engineering, University of Twente, Enschede, The Netherlands

²Cognitive Robotics, Delft University of Technology, Delft, The Netherlands

³Department of Biomechanical Engineering, Delft University of Technology, Delft, The Netherlands

*Correspondence should be addressed to N.B. (niekbeckers@gmail.com)

ABSTRACT

Haptic interaction between two humans, for example, parents physically supporting their child while it learns to keep balance on a bicycle, likely facilitates motor skill acquisition. Haptic human-human interaction has been shown to enhance individual motor improvement in a tracking task with a visuomotor rotation perturbation. These results are remarkable given that haptically assisting or guiding an individual rarely improves their motor improvement when the assistance is removed. We, therefore, replicated a study that reported benefits of haptic interaction between humans on individual motor improvement for tracking a target in a visuomotor rotation. Also, we tested the effect of more interaction time and stronger haptic coupling between the partners on individual performance improvement in the same task. We found no benefits of haptic interaction on individual motor improvement compared to individuals who practised the task alone, independent of interaction time or interaction strength. We also found no effect of the interaction partner's skill level on individual motor improvement.

Introduction

When children learn new motor skills, such as walking or riding a bicycle, they often rely on their parent's physical support. Such joint action is a crucial way through which we learn new skills or transfer knowledge to others¹. For example, children learn through observing and interacting with other people, internalising this new knowledge, and transferring it to individual performance². Joint action through haptic interaction in which two partners exchange forces while performing a task together – like parents supporting their bicycle-riding children – likely plays an important role in obtaining new motor skills.

To date, the number of studies on the effect of haptic interaction between humans on individual motor skill acquisition is limited and their results are dissimilar. Ganesh et al.³ were, to our knowledge, one of the first to report that haptic interaction between two partners resulted in better *individual* performance of tracking a moving target with a robot interface while being perturbed with a visuomotor rotation compared to participants who did not interact. A visuomotor rotation is a well-known motor adaptation paradigm in which the visual feedback of the arm movement is rotated with respect to the actual arm movement. Motor performance is initially decreased when the visuomotor rotation is introduced, but people generally consistently improve performance with practice in a visuomotor rotation by compensating for the visuomotor rotation⁴. Ganesh et al.³ showed that by intermittently coupling the partners through a compliant spring generated by the robot interfaces improved their *individual* motor improvement in the visuomotor rotation significantly *more* and, although not explicitly mentioned by the authors, initially *faster* compared to someone who practised the task alone. These results are encouraging and have a potentially high impact on designing robot-assisted motor skill acquisition algorithms, for example for physical rehabilitation.

However, more recent studies report no or context-specific benefits of haptic interaction on individual motor skill acquisition, albeit in different motor tasks. Takagi et al.^{5,6} found no benefit on improvement rates in tracking tasks without visual perturbation, though their tracking task might have been not challenging enough to elicit significant differences in individual motor improvement. In an earlier study, we found that haptic interaction did not improve individual motor adaptation to a velocity-dependent force field while tracking a continuously moving target in terms of improvement or improvement rates⁷. Van der Wel et al.⁸ reported that haptically interacting partners learned a novel coordination task (balancing a stick) just as quickly as individuals performing the task alone. Using a tracking task and the same visuomotor perturbation as Ganesh et al.³, Kager et al.⁹ found no significant effect of haptic interaction on final individual motor performance. However, their study has a few important differences to Ganesh et al.³: their tracking task was less challenging, they used a different haptic interaction paradigm and they only tested a limited number of participants. Lastly, practising a challenging reaching task with nonlinear dynamics while being haptically connected to an expert appeared to be less beneficial for subsequent individual motor

performance than being connected to a partner with similar initial skill level¹⁰. Unfortunately, in this study, the final individual skill levels of their haptic interaction participants were not compared to a solo group that practised the task without interaction for the same amount of time. Based on these results – although obtained using different motor tasks – we question *whether* haptic human-human interaction indeed benefits an individual's visuomotor adaptation as found by Ganesh et al.³.

It is also unknown *why* haptic interaction would improve individual motor adaptation. Adapting to a visuomotor rotation is predominantly driven by errors between planned and actual movements⁴. The larger the experienced error, the more participants compensate for those errors in subsequent movements¹¹. Reducing a participant's movement errors while they learn a new motor skill using robot-generated haptic assistance rarely transferred into improved subsequent individual performance compared to participants who received no haptic assistance^{12–16}. Similarly, several studies on haptic human-human interaction^{3,5–7,9,10} consistently showed that tracking errors are significantly smaller during haptic interaction compared to performing the tracking task alone, particularly if you interact with a partner who is better than you. Taking the error-driven nature of adapting to a visuomotor rotation and the aforementioned results of error-reducing haptic assistance on individual motor improvement into account, we would expect little to no benefit of haptic human-human interaction on individual visuomotor adaptation.

Still, haptic interaction could be a valuable means through which partners could transfer skills or learn from each other. Visually observing another person learn a motor skill promotes the observer's learning^{1,17}. Similarly, haptic interaction could enable an individual to imitate or observe the actions of their partner through haptics, facilitating their motor skill acquisition. Also, haptically interacting pairs can communicate intentions or coordinate specialised roles^{18–22} through the interaction force; partners could adopt teaching roles, coaching each other on how to account for the visuomotor rotation, potentially speeding up their visuomotor adaptation process. A similar mechanism could help individual motor improvement in haptic human-human interaction. However, coordinating roles or communicating intentions would likely take additional time on top of the actual motor adaptation task. A joint action study showed that groups can learn to coordinate actions, but the group coordination process only occurred gradually compared to individuals²³. Still, although the aforementioned mechanisms could facilitate motor adaptation, we believe it is unlikely that participants who were naïve to the haptic interaction – like in Ganesh et al.³ – were able to use any of these mechanisms to improve their short-term motor adaptation, especially in the early stages of the adaptation process.

Our goal is to investigate whether haptic interaction with a partner who is practising the same tracking task indeed results in more and faster individual performance improvement in a visuomotor rotation perturbation. In addition to replicating the experiment by Ganesh et al.³, we also investigate whether the amount of interaction time (i.e. more trials in which the partners interact) and the strength of the haptic coupling affect individual improvement. The participants in Ganesh et al.³ interacted intermittently in 50 % of the trials. If haptic interaction indeed benefits individual motor improvement, more interaction time could, on the one hand, increase these benefits. On the other hand, as haptic interaction reduces tracking error – a key training signal for visuomotor adaptation – practising the tracking task in the visuomotor rotation always connected to a partner could also yield no individual improvement benefits. To further test this hypothesised effect of the reduced experienced tracking error during interaction, we also tested a group who interacted through a stronger haptic coupling. A stronger coupling has been shown to reduce tracking errors significantly more than a weaker coupling, in particular for the inferior-performing partner⁶, which could affect individual motor improvement (e.g.¹³). Lastly, as the partner's skill level can significantly affect a participant's *individual* performance¹⁰, we also analysed the effect of the partner's individual skill level on the participant's improvement and improvement rate.

Contrary to Ganesh et al.³, we found no benefit of haptic human-human interaction on individual visuomotor adaptation in a tracking task compared to individuals who practised the task alone. Haptic interaction did not result in more individual improvement or faster improvement. Increasing the amount of interaction time or interaction strength also did not improve or impede individual improvement. We also found no effect of the partner's relative skill level on the improvement rate.

Methods

Eighty healthy participants were recruited: 40 men and 40 women; age 22.0 ± 2.1 yr; all except three participants were right-handed according to the Edinburgh handedness inventory²⁴. The participants were equally distributed over the four experiment groups that we will describe later on. The participants had no prior experience with studies involving haptic human-human interaction or visuomotor rotation adaptation paradigms. An assessment of the study by the Medical Ethical Review Board of the University of Twente (METC Twente) showed that the study posed minimal risk to the participants and therefore under Dutch law did not need a full ethical review. All participants provided written informed consent. All participants received compensation for their participation, independent of their performance or whether they completed the study. The experiment lasted approximately two hours.

Dual-robot interface

The experiment was performed using a dual-robot interface (see Fig. 1a). Participants held a handle at the endpoint of their robot interface with their preferred hand. Each robot interface allowed hand movements in a planar circular workspace with a diameter of 20 cm. Each participant had their own display that showed the workspace, the target and their own cursor that they could control by moving the robot interface's handle (see Fig. 1b). The cursor movement was scaled to match the real-world movement of the handle. The coordinate frame of each robot interface was centred at the centre of the corresponding display. A panel obstructed the participant's view on their arm, hand and robot interface. A curtain separated the partners to prevent social interaction.

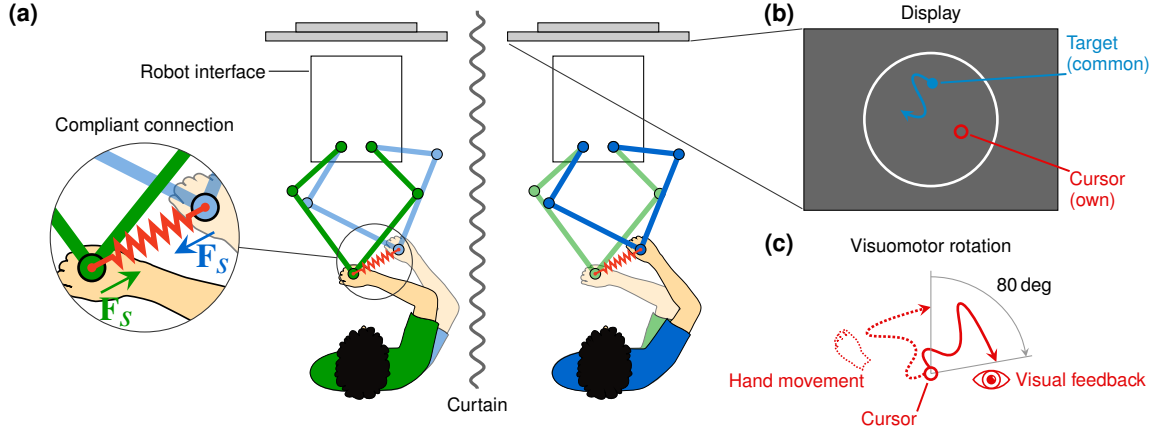


Figure 1. Dual-robot interface, display and visuomotor rotation paradigm. **(a)** Each participant held the handle of one of the two identical robot interfaces. Visual feedback was presented on a display mounted in front of each participant. The robot interfaces could generate a compliant connection between the partners to enable haptic interaction. **(b)** Participants received visual feedback of their own cursor and a common target; they did not see their partner's cursor. **(c)** Visuomotor rotation: the visual feedback of the cursor was rotated clockwise with 80 deg with respect to the actual hand movement.

Tracking task and haptic interaction paradigm

The tracking task and haptic interaction paradigm were similar to the ones used by Ganesh et al.³. All participants performed a task in which they tracked a continuously moving target with their own cursor as accurately as possible in trials with a duration of 23 s each. The target trajectory (in mm) was defined as a sum-of-sines (see the Supplementary Methods for more details on the target signal design):

$$\begin{aligned} x(t) &= 28.7 \sin(0.94t - 7.77) + 27.1 \sin(1.26t - 8.53) + 23.5 \sin(1.89t - 4.36) + 18.0 \sin(2.83t - 3.79), \\ y(t) &= 27.1 \sin(1.26t - 0.71) + 25.3 \sin(1.57t - 3.45) + 21.6 \sin(2.20t + 3.92) + 16.4 \sin(3.14t + 4.93). \end{aligned} \quad (1)$$

The tracking signal required hand movements over the robot interface's full circular workspace, an average velocity of 7.9 cm s^{-1} and a maximum velocity of 13.9 cm s^{-1} . We generated the tracking signal using different time offsets t_0 for each trial, which was randomly chosen from a uniform distribution ($t \in [t_0, t_0 + 20] \text{ s}$, $t_0 \sim \mathcal{U}(0, 20) \text{ s}$) for each trial. As a result, the target started at different locations of the target trajectory in each trial to help keep the tracking task challenging and slightly different per trial.

The participants performed 84 trials divided over four blocks with 15 s of rest between trials and five minutes of rest between blocks. The first block served as a baseline block in which the participants tracked the moving target without the visuomotor rotation. We then introduced the visuomotor rotation in blocks 2, 3 and 4 by visually rotating the cursor movement clockwise with 80 deg with respect to the actual hand movement (same as Ganesh et al.³, see Fig. 1c). A visuomotor rotation typically results in initially degraded tracking performance (i.e. increase in tracking error), which then improves with practice (referred to as motor adaptation). Participants reach constant motor performance in a visuomotor rotation typically within one experiment session of a few hours.

The haptic interaction paradigm is the same that Ganesh et al.³ used. Two types of trials were used in the experiment: *single* trials (S), in which the participants performed the tracking task alone, and *connected* trials (C). In the connected trials, the partners' hands were coupled through a compliant connection (see the detail in Fig. 1a) with a force

$$\mathbf{F}_s = k_s (\mathbf{p}_p - \mathbf{p}_o) + b_s (\mathbf{v}_p - \mathbf{v}_o) \quad (2)$$

generated by each robot interface. A participant would experience an interaction force \mathbf{F}_s when he/she was at position \mathbf{p}_o and their partner was at position \mathbf{p}_p . The coordinate frames of the robot interfaces coincided, so that if both partners moved along the same trajectory they would experience no interaction force, while if a partner moved away from the other partner, they both experienced a force pulling them toward each other. The spring stiffness k_s was set to 120 N m^{-1} (same as used by Ganesh et al.³) or 250 N m^{-1} , depending on the experiment group. A small damping ($b_s = 7 \text{ N s m}^{-1}$) was added as well. The compliant connection stiffnesses were chosen such that the task required active tracking: participants could not completely relax and let the interaction force pull their hand passively along.

We instructed all participants to track the target as accurately as possible using continuous and smooth movements; their goal was to minimise the tracking error as much as they could. We also explained the concept of a visuomotor rotation and made clear that their goal was to accurately track the target despite the rotation and not to estimate the magnitude of the rotation. We informed participants that the interaction forces they would sometimes experience “involved external forces that would sometimes help the task and sometimes disturb it”. We did not provide explicit information about the haptic connection. Participants were not allowed to verbally communicate during the experiment.

Experiment groups

The eighty participants were equally divided over four groups: (1) a *solo* group, (2) an ‘intermittent interaction’ group (denoted by *int. int.*), (3) a ‘stiff interaction’ group (*stiff int.*) and (4) a ‘continuous interaction’ group (*cont. int.*). All participants in each group performed the experiment in gender- and age-matched pairs. The groups performed the same tracking task with the same visuomotor rotation for the same number of trials. We only changed how often participants in a group interacted (i.e. the number of connected trials versus the number of single trials) or how strong the coupling between the partners in the connected trials was.

The *solo* participants were never connected and thus performed the tracking task always alone; they only performed single trials (S). The solo participants served as a control group.

The *intermittent interaction* group intermittently interacted through the connection with a stiffness of $k_s = 120 \text{ N m}^{-1}$. Each block consisted of sequences of alternating single (S) and connected (C) trials, resulting in the same trial sequence for each of the four blocks: {SCSCSCSCSCSCSCSCSCSCS} per block. The first single trial of block 2 (i.e. the first single trial with the visuomotor rotation) was used to assess the initial individual tracking error in the visuomotor rotation, denoted by $E_{s,0}$. The intermittent interaction group is similar to the interaction group of Ganesh et al.³ and was used for comparison to their results. We used the same connection stiffness ($k_s = 120 \text{ N m}^{-1}$) and damping ($b_s = 7 \text{ N s m}^{-1}$). Our trial sequence differs from Ganesh et al.³, who used a semi-random sequence of single and connected trials. We chose to alternate the single and connected trials to have a consistent spacing of single trials (for comparison with the solo and other experiment groups) throughout the experiment to capture each participant’s motor improvement over time.

We increased the connection stiffness k_s to 250 N m^{-1} for the *stiff interaction* group to investigate the effect of higher interaction strength on individual motor improvement. Pilot tests showed that the higher connection stiffness resulted in stronger interaction forces compared to the intermittent interaction group, yet still allowed for independent movement. The stiff interaction group used the same alternating sequence of single and connected trials per block as the intermittent interaction group. Similarly, the first single trial in the visuomotor rotation blocks was used as the initial individual tracking error $E_{s,0}$.

The *continuous interaction* group had different trial sequences per block compared to the *int. int.* and *stiff int.* groups. Block 1 consisted of single trials only. The partners were always connected in the visuomotor rotation blocks (blocks 2, 3 and the first half of block 4) to investigate the effect of more interaction time on individual motor improvement in the visuomotor rotation. Specifically, we used the the following trial sequence for this group: [{21×S},{21×C},{21×C},{CCCCCCCCSSSSSSSSSSSS}]. The last 12 trials in block 4 were single trials to measure the final individual tracking error of each participant in the visuomotor rotation. Because the first trial in the visuomotor rotation was a connected trial, we could not measure the participants’ *single* initial tracking error ($E_{s,0}$) on initial exposure to the visuomotor rotation as we did for the intermittent interaction and stiff interaction groups. Therefore, for the continuous interaction group only, we introduced the visuomotor rotation in one single trial in block 1 (trial 13) to measure the individual initial tracking error ($E_{s,0}$). We chose trial 13 in block 1 based on pilot tests. We found that the single tracking errors stabilised quickly and remained relatively constant in the trials before trial 13 (see Fig. 2). Eight single trials with no visuomotor rotation after trial 13 (trials 14–21) were sufficient to wash out after-effects of the visuomotor rotation in trial 13 before block 2 started. The partners in the continuous interaction group were coupled with a coupling stiffness of $k_s = 120 \text{ N m}^{-1}$, same as the *int. int.* group.

Analysis

Motor performance is analysed as the tracking error E , which is calculated as the root mean square of the distance between the target and their cursor of the last 20 s of each 23 s trial. The tracking errors in the single and connected trials are denoted by E_s and E_c , respectively.

We studied each participant's adaptation to the visuomotor rotation by analysing their absolute tracking error improvement and improvement rate in the single trials. Each participant's single tracking error improvement I_s was calculated as the difference between the initial tracking error during the first single trial in the visuomotor rotation $E_{s,0}$ and the final single tracking error $E_{s,f}$: $I_s = (E_{s,0} - E_{s,f})$. We defined each participant's final tracking performance $E_{s,f}$ as their mean tracking performance of the last five single trials in block 4. Differences in individual improvement across groups were tested using a linear mixed-effect model with improvement as the dependent variable, interaction group G as a fixed effect and pair as a random variable using maximum likelihood estimation.

Short-term visuomotor adaptation has been shown to consist of slow- and fast-adaptation processes²⁵. We fitted a function with two exponents – one with a fast-adaptation rate λ_f and another with a slow-adaptation rate λ_s , ($\lambda_s < \lambda_f$) – to the single trials of the visuomotor rotation blocks of each participant:

$$E_s = a + b_s e^{-\lambda_s(t-1)} + b_f e^{-\lambda_f(t-1)}, \quad (3)$$

where t is the trial number and a , b_s and b_f are constants. The effect of the interaction group on slow and fast improvement rates was tested by fitting a linear mixed-effects model with the log-transform of either the slow or fast improvement rate as the dependent variable, interaction group G as a fixed effect and participant pair as a random factor using maximum likelihood estimation. Improvement rates were log-transformed to yield improved residual distributions, which we assessed through visual inspection of the histograms and QQ-plots.

We also investigated how each participant's partner's initial tracking error relative to their own initial tracking error influenced their individual tracking error improvement (I_s) and adaptation rates (λ_s , λ_f). The partner's relative initial tracking error $\Delta E_{s,0}^p$ was defined as the ratio between the partner's initial tracking error $E_{s,0}^p$ and your own initial tracking error $E_{s,0}$: $\Delta E_{s,0}^p = (E_{s,0} - E_{s,0}^p) / E_{s,0}$. A positive $\Delta E_{s,0}^p$ means that your partner's initial tracking performance level was better than yours and a negative $\Delta E_{s,0}^p$ indicates that your partner's initial tracking performance was worse than yours. To assess whether individual improvement changed significantly with interaction group G and $\Delta E_{s,0}^p$, we fitted a linear mixed-effects model with individual improvement as the dependent variable, $\Delta E_{s,0}^p$ as co-variate, interaction group G as a fixed effect and pair as a random variable. The improvement rates are also fitted with the same linear mixed-effects model with either $\log(\lambda_s)$ or $\log(\lambda_f)$ as a dependent variable. All linear mixed-effects models were fitted using maximum likelihood.

Lastly, for comparison with previous work^{3,5}, we calculated each participant's instantaneous improvement in tracking error during haptic interaction in a connected trial (E_c) relative to their own single tracking error in the immediately following single trial (E_s): $\Delta E_c = (E_s - E_c) / E_s$. Note that because of the compliant connection, the connected trial tracking error E_c could be different for the partners in a pair. The instantaneous improvement is compared to their partner's relative single performance in that single trial: $\Delta E_s^p = (E_s - E_s^p) / E_s$, where E_s^p is their partner's tracking error and E_s is their own tracking error in the same single trial. A positive ΔE_s^p means that your partner's single trial performance was better than yours and a negative ΔE_s^p indicates that your partner's single trial performance was worse than yours.

Calculating ΔE_c and ΔE_s^p requires pairs of subsequent connected and single trials (i.e. CS). We, therefore, analysed each participant's instantaneous tracking error improvement during interaction with respect to their partner's relative single trial tracking error for the int. int. and stiff int. groups only. Note that the cont. int. group only had one CS trial-pair compared to 30 CS data points per pair in the int. int. and stiff int. groups. Hence, we did not include the cont. int. group in this particular analysis due to the imbalance in data points.

Following the approach by similar studies^{3,5}, to test the effect of relative partner performance and group on tracking error improvement in a connected trial, we fitted a linear mixed-effect model using maximum likelihood with ΔE_c as the dependent variable, interaction group G (with int. int. and stiff int. group) and ΔE_s^p and the quadratic term $(\Delta E_s^p)^2$ as predictors and pair i as a random variable to the data:

$$\Delta E_c = \beta_0 + \beta_1 \Delta E_s^p + \beta_2 (\Delta E_s^p)^2 + \beta_3 G + \beta_4 (\Delta E_s^p \times G) + \beta_5 ((\Delta E_s^p)^2 \times G) + \varepsilon_i, \quad (4)$$

where $\beta_{0,...,5}$ are the model coefficients and ε_i the unexplained variation of improvement for each pair i . We included the square of ΔE_s^p to include the slope increase with relative partner performance observed in the data.

We found that participant 11 showed relatively high and variable tracking errors in the last 12 single trials after the connected trials compared to the other participants in the cont. int. group (see Supplementary Fig. S1d). However, his/her tracking performance during the connected trials was similar to the other participants in the cont. int. group. This may indicate that this participant relied too much on the haptic interaction for tracking in the visuomotor rotation or that he/she was less motivated to perform the task alone. As this is the only participant in which we observed this consistently different tracking behaviour, we decided to not include participant 11 of the cont. int. group in the analysis.

Results

We investigated whether haptic interaction between two partners facilitated individual motor performance improvement of tracking a continuously moving target – analysed as the tracking error – while perturbed by a visuomotor rotation of 80 deg. Participants were naïve to the visuomotor rotation, initially yielding high tracking errors (i.e. low performance) that improved with practice in the rotation. The partners either performed the tracking task alone in single trials or haptically coupled through a dual-robot interface in connected trials. We tested four groups to study whether haptic interaction improved individual tracking performance in the visuomotor rotation: (1) a baseline group who performed the tracking task alone (solo group), (2) a group that intermittently interacted (alternating single and connected trials; int. int. group) through a compliant connection ($k_s = 120 \text{ N m}^{-1}$), (3) a group that also intermittently interacted through with a stiffer coupling ($k_s = 250 \text{ N m}^{-1}$) than the int. int. group to study the effect of interaction strength on individual motor improvement (stiff int. group) and (4) a group that continuously interacted through a compliant connection ($k_s = 120 \text{ N m}^{-1}$) in all visuomotor rotation trials to study the effect of more interaction time on individual motor improvement (cont. int. group).

Haptic human-human interaction does not yield more motor improvement or faster improvement rates

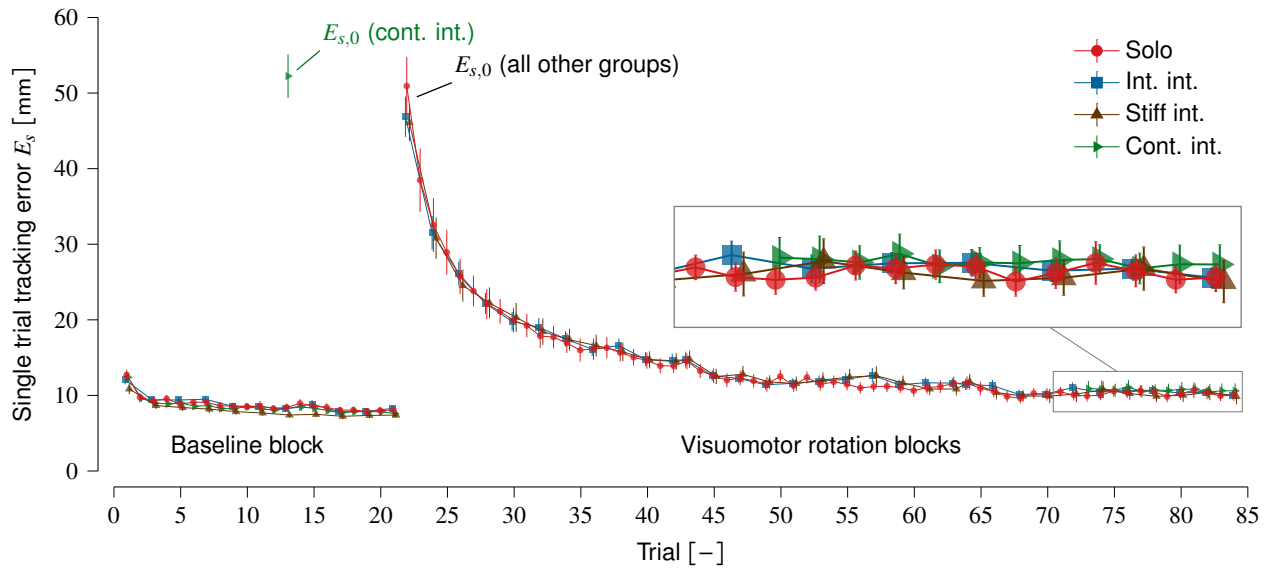


Figure 2. Tracking error in the single trials (E_s) in the baseline and visuomotor rotation blocks (group mean \pm s.e.m.). The initial tracking errors in the first single trial in the visuomotor rotation ($E_{s,0}$) for all groups are explicitly labelled; note that the cont. int. group performed one single trial with visuomotor rotation in the baseline block.

All groups show clear and similar single trial tracking error (E_s) improvements in the visuomotor rotation blocks (Fig. 2). A visual inspection of the data shows only small differences in tracking errors between groups. Before analysing the participant's individual improvement in the visuomotor rotation, we first checked whether the introduction of the visuomotor rotation initially increased single tracking errors similarly for all groups. We calculated the initial increase in tracking error using the last single trial in block 1 (without visuomotor rotation) and first single trial in block 2 (with visuomotor rotation) for the solo, int. int. and stiff int. groups. For the cont. int. group we calculated the increase in tracking error between trial 12 (single trial without visuomotor rotation) and trial 13 (single trial with visuomotor rotation) in block 1. Overall, we found no significant differences in the initial tracking error increase due to the visuomotor rotation between groups ($\chi^2(3) = 2.90$, $p = 0.407$).

To analyse the tracking error improvement curves in the visuomotor rotation blocks, we calculated each participant's own single tracking error improvement ($I_s = E_{s,0} - E_{s,f}$) and each participant's slow and fast improvement rates based on their single trials (λ_s and λ_f , respectively). We found no significant differences in individual tracking error improvement between groups (Fig. 3a, effect of group G on improvement: $\chi^2(3) = 3.22$, $p = 0.360$). These results indicate that haptic interaction – specifically our intermittent, stiff and continuous interaction groups – does not result in more individual performance improvement compared to practising the task solo.

Also, haptic interaction did not result in significantly different slow and fast improvement rates for the solo, intermittent interaction and stiff interaction groups, see Fig. 3b (effect of group G on slow improvement rate: $\chi^2(2) = 1.09$, $p = 0.582$ and fast improvement rate: $\chi^2(2) = 2.30$, $p = 0.316$). Note that because the participants in the continuous interaction group did not

perform any single trials in the early stages while adapting to the visuomotor rotation, we could not extract individual motor improvement rates.

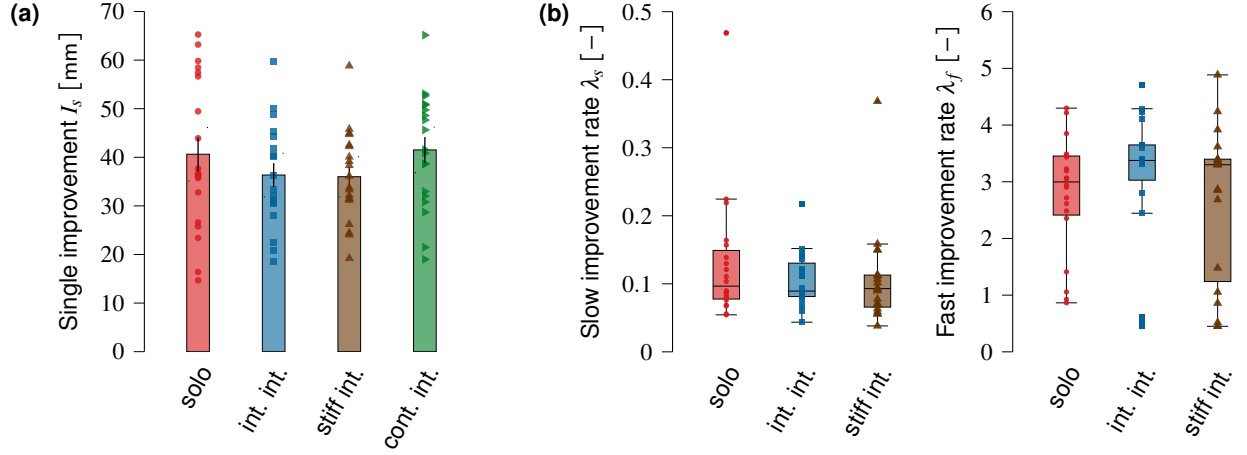


Figure 3. Tracking error improvement and improvement rates in the visuomotor rotation blocks. **(a)** Group mean \pm s.e.m. of the tracking error improvement. **(b)** Individual slow (λ_s) and fast (λ_f) improvement rates for the solo, intermittent interaction, and stiff interaction groups. Note that while we used the log-transform of learning rates, we plotted the non-transformed data here. The markers show the participants' individual data.

No effect of relative initial partner performance on individual improvement and improvement rates

Although we found no significant effect of haptic interaction on individual improvement *on a group level*, haptic interaction could benefit some participants more than others depending on their partner's skill level of tracking the target in the visuomotor rotation. Therefore, we tested the effect of the partner's relative initial tracking performance in the visuomotor rotation $\Delta E_{s,0}^p$ on each participant's improvement and improvement rates (see Fig. 4). We also included the solo group to test whether haptic interaction indeed benefits individual improvement compared to practising the task alone depending on the relative partner performance. Note that although the partners in the solo group were never connected, they performed the experiments in pairs, so we can still calculate their relative initial performance and individual improvements for comparison.

An individual's own improvement I_s depended significantly on their partner's relative initial single performance $\Delta E_{s,0}^p$ ($\chi^2(1) = 121.07$, $p < 10^{-6}$, see Fig. 4a). This indicates that the lower their partner's initial tracking error (i.e. the better the partner's initial skill level), the higher the participant's own individual improvement. We found no significant differences between groups G ($\chi^2(3) = 3.27$, $p = 0.352$). The interaction effect ($\Delta E_{s,0}^p \times G$) was also not significant ($\chi^2(3) = 6.69$, $p = 0.083$). Hence, although individual improvement depends significantly on partner relative initial performance, this effect is similar for all groups including the solo group. In other words, haptic interaction with a partner did not result in less or more individual improvement compared to the solo group, irrespective of relative partner performance, corroborating our group level-based analysis. The improvement rates did not depend on the partner's relative initial performance ($\Delta E_{s,0}^p$) or interaction group G (Fig. 4b). The slow improvement rate (λ_s) neither depended on the partner's relative initial performance ($\chi^2(1) = 0.33$, $p = 0.564$) nor on the interaction group ($\chi^2(2) = 1.12$, $p = 0.570$). The interaction effect ($\Delta E_{s,0}^p \times G$) was also not significant ($\chi^2(2) = 5.08$, $p = 0.078$). Similarly, we found no effect of partner's relative initial performance on the fast improvement rate (λ_f ; $\chi^2(1) = 0.22$, $p = 0.639$) and the fast improvement rate did not depend on interaction group ($\chi^2(2) = 2.57$, $p = 0.277$). The interaction effect ($\Delta E_{s,0}^p \times G$) was also not significant ($\chi^2(2) = 1.07$, $p = 0.586$) for the fast improvement rate.

Tracking errors are generally reduced during haptic interaction depending on relative partner performance

A common finding in similar haptic human-human interaction studies is that haptic interaction improves individual tracking error *during* interaction (denoted by ΔE_c) depending on the partner's relative single performance (denoted by ΔE_s^p)^{3,6,7,18}. To check whether our data corroborate these findings, we analysed ΔE_c versus ΔE_s^p for the int. int. and stiff int. groups, see Fig. 5.

Relative partner performance and interaction group (int. int. or stiff int. group) had significant effects on the tracking error improvement during interaction ΔE_c (see Fig. 5). Specifically, the quadratic term $(\Delta E_s^p)^2$ (Eq. 5) had a significant effect on connected tracking improvement ($\chi^2(1) = 5.82$, $p = 0.016$), indicating that the connected improvement increased with a

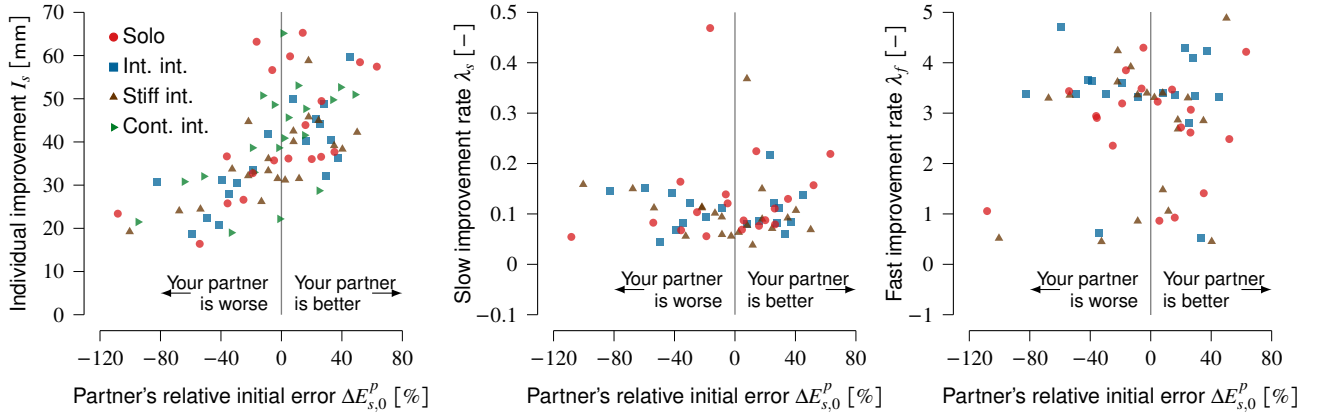


Figure 4. Partner's relative initial performance $\Delta E_{s,0}^P = (E_{s,0} - E_{s,0}^P) / E_{s,0}$ versus individual improvement I_s for all groups and individual improvement rates (λ_s and λ_f) for the solo, int. int. and stiff int. groups.

greater slope rise with a progressively better partner. The interaction effect $((\Delta E_s^P)^2 \times G)$ was also significant ($\chi^2(1) = 3.98$, $p = 0.046$), indicating that $(\Delta E_s^P)^2$ had a significantly larger effect on ΔE_c for the stiff int. group compared to the int. int. group. In other words, interacting through a stiffer coupling (stiff int.) resulted in progressively more connected improvement compared to a weaker coupling (int. int.), in particular for participants whose partners were better at the task.

Our results also showed that interaction can hinder tracking performance (i.e. $\Delta E_c < 0$) when interacting with a partner whose relative single error was approximately $\Delta E_s^P < -30\%$ for the int. int. group and $\Delta E_s^P < -39\%$ for the stiff int. group (based on the intersection of the fitted model with $\Delta E_c = 0$). Interaction with a partner with a relative performance higher than these numbers results in better tracking errors during interaction compared to the participant's single performance in the subsequent single trial (i.e. $\Delta E_c > 0$).

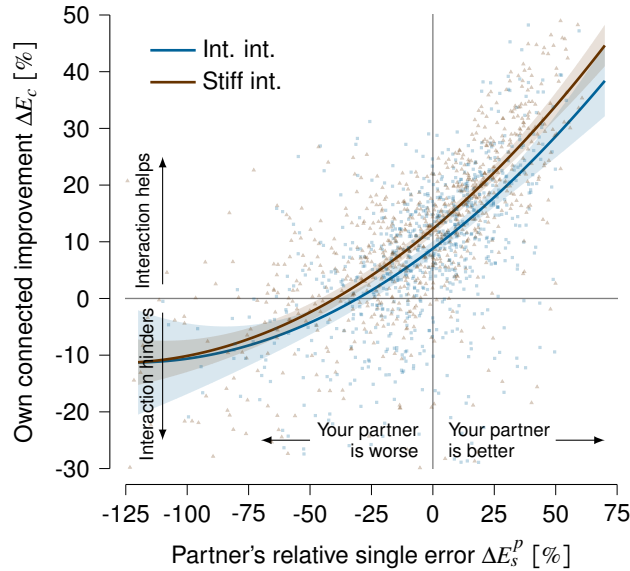


Figure 5. Tracking error improvement during interaction in a connected trial ($\Delta E_c = (E_s - E_c) / E_s$) versus relative partner performance in the subsequent single trial ($\Delta E_s^P = (E_s - E_s^P) / E_s$) for the int. int. and stiff int. groups.

Discussion

We investigated whether haptic interaction between two humans performing the same target tracking task in a visuomotor rotation perturbation enhanced individual motor performance in terms of motor improvement and improvement rate compared to someone who practised the task alone. This work was motivated by the results of Ganesh et al.³, who found a significant

benefit of haptic interaction on individual motor improvement in the same motor task. Here, we repeated their study using the same interaction paradigm and motor adaptation task. In addition to repeating Ganesh et al.³, in which we compared a group in which partners intermittently interacted with a solo group, we also added a group who spent more time interacting and a group who intermittently interacted through a stronger haptic connection. In contrast to Ganesh et al.³, we found no effect of intermittent interaction on individual improvement or improvement rate compared to the solo group. More interaction time (e.g. more connected trials) to allow the participants to benefit more from the interaction – if those benefits would have been present in our study – did not improve individual improvement either. Interaction through a stronger connection also resulted in similar individual improvement. Although we found an effect of the partner's initial performance level on individual improvement, there was no difference between the interaction and solo groups. Improvement rate did not depend on partner skill level.

Our results are in line with observations in motor adaptation literature and robot-assisted motor skill acquisition studies. A consistent finding in this field is that movement errors drive motor adaptation; reducing movement errors does generally not facilitate individual motor improvement^{4,11,26}. Corroborating several haptic human-human interaction studies^{3,5-7,9,10}, we found that tracking errors were generally smaller *during* haptic interaction, depending on the partner's relative performance. Specifically, haptic interaction improved tracking performance (reduced tracking errors, $\Delta E_c > 0$) for participants whose partner had similar or better single performance (e.g. $\Delta E_s^p > -30\%$). Haptic interaction could be seen as a compliant guidance that allows each participant to independently perform the task, but still benefit from the error-correcting guidance of their partner. This gives the interacting partners an incorrect good impression of their tracking performance, but reduces tracking error as driving training signal for their own motor adaptation²⁶. This observation is supported by several studies that showed that robot-generated haptic guidance temporarily improved motor performance while the participant received the guidance, but did not improve subsequent individual motor skill acquisition¹²⁻¹⁶.

We expected an effect of the partner's relative skill level on a participant's individual motor improvement and improvement rate. Haptic guidance provided by a robot could benefit the motor skill acquisition process of an initially less-skilled participant, while increasing task difficulty through a robot (such as amplifying movement errors) could be more beneficial for initially high-skilled participants²⁷. In a haptic human-human interaction study, Avila-Mireles et al.¹⁰ found that haptic interaction between two partners who were naive to the task resulted in the more individual motor skill acquisition benefits compared to interaction with an expert. Interaction with an expert only helped if the novice had prior solo experience in the task. Kager et al.⁹ found no effect of partner skill level on individual tracking skill improvement in a tracking task similar to ours. We found that partners with an initially low skill level who interacted with a superior partner showed more individual improvement. Their improvements, however, were not significantly higher compared to pairs in the solo group in which the partners – who did not interact – had similar relative performance differences. The increase in individual improvement for participants with a better partner could also be because those participants most likely had a high initial single tracking error and interacted with a partner with a superior initial tracking error. This could mean that the inferior-performing partners had more room to improve and hence showed larger improvements. Lastly, we found no significant effect of relative partner performance on improvement rates. Hence, interacting with a better partner did not speed up individual improvement.

Although we used the same interaction paradigm and motor task as Ganesh et al.³, some differences in the experiment design and analysis could explain the different results. First, our solo and intermittent interaction groups used double the number of participants compared to the solo and interaction groups of Ganesh et al.³ (twenty participants or ten pairs per group in our study, compared to ten participants or five pairs). Also, we tested another forty participants – albeit with slight variations of the interaction paradigm – without any effect on individual improvement.

Second, we calculated each participant's own single improvement on their own initial tracking error $E_{s,0}$ and own final tracking error $E_{s,f}$, whereas Ganesh et al.³ based improvement on the group-mean of the initial tracking error (see Fig 1c in their paper). As our data showed a reasonable spread in initial tracking error between participants indicating differences in initial skill levels (see Supplementary Fig. S1), we believe that calculating individual improvement based on each individual's initial and final tracking performance is a more precise representation for each individual's improvement. If we would have calculated and analysed each participant's improvement based on their group-average initial tracking error, we would find that the solo group improved *more* than the intermittent and stiff interaction groups and similar to the continuous interaction group. Hence, our conclusion would have been that intermittent haptic interaction would even *impede* motor improvement compared to practising the task solo (see Supplementary Fig. S2).

Third, we used an alternating sequence of single and connected trials for the intermittent interaction group, whereas Ganesh et al.³ used a semi-randomised sequence. However, we believe that our trial sequence had little effect on the participant's individual tracking improvement, based on a direct comparison of the solo and continuous interaction groups. These two groups had two opposite extremes of the possible trial sequences; either all single or all connected during the initial adaptation phases (blocks 2 and 3). However, our solo and continuous interaction groups showed no significant difference in improvement compared to the other groups, indicating that the trial sequence or amount of interaction time in our task did not seem to

significantly affect individual improvement.

Lastly, our robot interface's workspace (diameter of 20 cm) was smaller than that of Ganesh et al.³ (diameter of 30 cm) due to hardware limitations. As a result, we had to design a different target trajectory – requiring a smaller range of motion. This resulted in smaller improvements in tracking errors in the single and connected trials compared to Ganesh et al.³. Still, our data showed prominent yet similar individual improvement curves for all groups (see Fig. 2) and we found significant improvement of tracking error during interaction in the connected trials similar to Ganesh et al.³ and other studies using the same interaction paradigm^{5–7} (Fig. 5).

Although the focus of this paper is on the effect of haptic interaction on individual motor improvement and improvement rate, we also analysed the performance improvement during interaction in the connected trials compared to the subsequent single trials. The degree to which haptic interaction helps or hinders depends on the partner's relative single performance. Even when a partner's relative single error was slightly worse (e.g., $-30\% < \Delta E_s^p < 0\%$), haptic interaction still improved performance during interaction. However, when a partner's relative single error was larger than approximately -30% , interaction helps to reduce the tracking error, whereas interaction with a partner who had a worse relative performance hindered the participant's tracking performance in the connected trial (e.g. their connected tracking error was larger than their own single tracking error). These results are corroborated by previous work^{6,7}. Lastly, our observation that a stiffer interaction yield progressively more tracking error benefit is also observed in previous work⁶.

It is likely that the benefits of haptic human-human interaction on motor skill acquisition are task- and instruction-dependent. For example, Avila-Mireles et al.¹⁰ found that a uni-manual skill learned during haptic interaction with a human partner could benefit the participant's skill level in the same task that the participant would now perform bi-manually. Furthermore, our tracking task with a large visuomotor rotation could have been too difficult for the partners to benefit from the haptic interaction. In addition, we only investigated short-term motor improvement over a 2 h session; the effects of haptic human-human interaction on long-term skill acquisition and retention remain unknown. Lastly, we neither made the participants explicitly aware of the connection nor assigned roles, such as teacher-student. Assigning roles or making partners aware of the connection could influence their interaction strategies and motor improvement of the partners²⁸.

In conclusion, our study found no benefit of haptic interaction between partners on short-term individual motor improvement in a tracking task with a large visuomotor rotation. We could not corroborate the findings of Ganesh et al.³ on individual motor improvement. Recalling the example in which parents haptically assist their child while they learn to walk or ride a bicycle, we are aware of the limited generalisability of our in-the-lab-results to realistic motor tasks. Haptic human-human interaction likely plays an important role in motor skill acquisition in our lives. Even though we studied three aspects of haptic human-human interaction in our specific tracking task – interaction time, interaction strength and partner skill level – further investigation into the mechanisms behind the possible benefits of haptic human-human interaction is warranted. Furthermore, as we minimised any social interaction between partners except through the interaction force, we need to take important aspects of joint action such as (conscious) motor coordination and role distribution into account in future studies.

Data availability

Data and analysis scripts that support the findings of this study are available through the following link: <https://doi.org/10.4121/UUID:A4F1ADD7-892D-456E-8B8A-75A708D01F15>.

Acknowledgements

We thank Jeanine van Bruggen, Frits Wiersma and Ingrid van den Heuvel for their assistance with the experiments. We also thank Jared Atkinson and Victor Sluiter for their insightful comments on the manuscript. This research is supported by the Netherlands Organisation for Scientific Research (NWO), project no. 13524.

Author contributions statement

N.B. conceived the experiments, conducted the experiments and wrote the manuscript. All authors analysed and discussed the results and reviewed the manuscript.

Additional information

Competing interests The authors declare no competing interests.

References

1. Sebanz, N., Bekkering, H. & Knoblich, G. Joint action: Bodies and minds moving together. *Trends Cogn. Sci.* **10**, 70–76 (2006).
2. Tomasello, M., Carpenter, M., Call, J., Behne, T. & Moll, H. Understanding and sharing intentions: The origins of cultural cognition. *Behav. Brain Sci.* **28** (2005).
3. Ganesh, G., Takagi, A., Osu, R., Yoshioka, T. & Kawato, M. Two is better than one: Physical interactions improve motor performance in humans. *Sci. Reports* **4** (2014).
4. Shadmehr, R., Smith, M. A. & Krakauer, J. W. Error correction, sensory prediction, and adaptation in motor control. *Annu. Rev. Neurosci.* **33**, 89–108 (2010).
5. Takagi, A., Ganesh, G., Yoshioka, T., Kawato, M. & Burdet, E. Physically interacting individuals estimate the partner's goal to enhance their movements. *Nat. Hum. Behav.* **1**, 0054 (2017).
6. Takagi, A., Usai, F., Ganesh, G., Sanguineti, V. & Burdet, E. Haptic communication between humans is tuned by the hard or soft mechanics of interaction. *PLoS Comput. Biol.* **14**, e1005971–17 (2018).
7. Beckers, N., Keemink, A. Q. L., van Asseldonk, E. & van der Kooij, H. Haptic human-human interaction through a compliant connection does not improve motor learning in a force field. In *11th International Conference of EuroHaptics 2018*, 333–344 (2018).
8. van der Wel, R. P. R. D., Knoblich, G. & Sebanz, N. Let the force be with us: Dyads exploit haptic coupling for coordination. *J. Exp. Psychol. Hum. Percept. Perform.* **37**, 1420–1431 (2011).
9. Kager, S. *et al.* The effect of skill level matching in dyadic interaction on learning of a tracing task. In *16th IEEE International Conference on Rehabilitation Robotics (ICORR)*, 824–829 (2019).
10. Avila Mireles, E. J., Zenzeri, J., Squeri, V., Morasso, P. & De Santis, D. Skill learning and skill transfer mediated by cooperative haptic interaction. *IEEE Transactions on Neural Syst. Rehabil. Eng.* (2017).
11. Wei, K. & Körding, K. P. Relevance of error: what drives motor adaptation? *J. Neurophysiol.* **101**, 655–664 (2009).
12. Winstein, C. J., Pohl, P. S. & Lewthwaite, R. Effects of physical guidance and knowledge of results on motor learning: Support for the guidance hypothesis. *Res. Q. for Exerc. Sport* **65**, 316–323 (1994).
13. van Asseldonk, E. H. F., Wessels, M., Stienen, A. H. A., van der Helm, F. C. T. & van der Kooij, H. Influence of haptic guidance in learning a novel visuomotor task. *J. Physiol. - Paris* **103**, 276–285 (2009).
14. O'Malley, M. K., Gupta, A., Gen, M. & Li, Y. Shared control in haptic systems for performance enhancement and training. *J. Dyn. Syst. Meas. Control.* **128**, 75–11 (2006).
15. Marchal-Crespo, L., Lopez-Oloriz, J., Jaeger, L. & Riener, R. Optimizing learning of a locomotor task: Amplifying errors as needed. In *36th International Conference of the IEEE Engineering in Medicine and Biology Society (EMBS)*, 5304–5307 (2014).
16. Heuer, H. & Lüttgen, J. Robot assistance of motor learning: A neuro-cognitive perspective. *Neurosci. & Biobehav. Rev.* **56**, 222–240 (2015).
17. Mattar, A. G. & Gribble, P. L. Motor learning by observing. *Neuron* **46**, 153–160 (2005).
18. Reed, K. B. & Peshkin, M. A. Physical collaboration of human-human and human-robot teams. *IEEE Transactions on Haptics* **1**, 108–120 (2008).
19. Groten, R., Feth, D., Klatzky, R. L. & Peer, A. The role of haptic feedback for the integration of intentions in shared task execution. *IEEE Transactions on Haptics* **6**, 94–105 (2013).
20. Sawers, A. *et al.* Small forces that differ with prior motor experience can communicate movement goals during human-human physical interaction. *J. NeuroEngineering Rehabil.* **14**, 8 (2017).
21. Mojtahedi, K., Whitsell, B., Artemiadis, P. & Santello, M. Communication and inference of intended movement direction during human-human physical interaction. *Front. NeuroRobotics* **11**, 127–23 (2017).
22. Kucukyilmaz, A., Sezgin, T. M. & Basdogan, C. Intention recognition for dynamic role exchange in haptic collaboration. *IEEE Transactions on Haptics* **6**, 58–68 (2013).
23. Knoblich, G. & Jordan, J. S. Action coordination in groups and individuals: Learning anticipatory control. *J. Exp. Psychol. Learn. Mem. Cogn.* **29**, 1006–1016 (2003).
24. Oldfield, R. C. The assessment and analysis of handedness: the Edinburgh inventory. *Neuropsychologia* **9**, 97–113 (1971).

25. Smith, M. A., Ghazizadeh, A. & Shadmehr, R. Interacting adaptive processes with different timescales underlie short-term motor learning. *PLOS Biol.* **4**, 1035–1043 (2006).
26. Marchal-Crespo, L., Bannwart, M., Riener, R. & Vallery, H. The effect of haptic guidance on learning a hybrid rhythmic-discrete motor task. *IEEE Transactions on Haptics* 1–16 (2013).
27. Marchal-Crespo, L. *et al.* The role of skill level and motor task characteristics on the effectiveness of robotic training: first results. In *IEEE International Conference on Rehabilitation Robotics (ICORR)*, 151–156 (2015).
28. Granados, C. & Wulf, G. Enhancing motor learning through dyad practice: Contributions of observation and dialogue. *Res. Q. for Exerc. Sport* **78**, 197–203 (2007).