

# A Case for Reversible Coherence Protocol

You Wu

University of Southern California  
Email: youwu@usc.edu  
alchem.usc.edu

Xuehai Qian

University of Southern California  
Email: xuehai.qian@usc.edu  
alchem.usc.edu

## ABSTRACT

We propose the first *Reversible Coherence Protocol (RCP)*, a new protocol designed from ground up that enables invisible speculative load. RCP takes a bold approach by including the speculative loads and merge/purge operation in the interface between processor and cache coherence, and allowing them to participate in the coherence protocol. It means, speculative load, ordinary load/store, and merge/purge can all affect the state of a given cache line. RCP is the first coherence protocol that enables the commit and squash of the speculative load among distributed cache components in a general memory hierarchy. RCP incurs an average slowdown of (3.0%, 7.4%) on (SPEC, PARSEC), compared to (26.5%, 18.3%) in InvisiSpec and (3.2%, 24.2%) in CleanupSpec. The coherence traffic overhead is on average 46%, compared to 40% and 27% of InvisiSpec and CleanupSpec, respectively. Even with higher traffic overhead ( $\sim 46\%$ ), the performance overhead of RCP is lower than InvisiSpec and comparable to CleanupSpec. It reveals a key advantage of RCP: the coherence actions triggered by the merge and purge operations are *not* in the critical path of the execution and can be performed in the cache hierarchy *concurrently* with processor execution.

## 1. INTRODUCTION

As Spectre [13], Meltdown [16] and other attacks [4, 22] demonstrated recently, modern processor architectures based on speculation are facing major security issues. These attacks exploit the speculative execution to modify or leave trace in the memory system, and extract secrets using side-channels. Yu *et al.* [28] analyzed the problem systematically and recognized three key steps for a successful speculative execution based attack: speculatively *accessing* the secret, *sending* it through microarchitectural covert channels, and *receiving* the secret. Based on this insight, they developed an important cornerstone—the speculative taint tracking (STT) framework—for the constructing efficient and low cost defence mechanisms. The key principle of STT is to track the access of speculative data with dynamic tainting and *block the sending of a potential secret* by stalling the execution of an instruction when it is dependent on speculative data. Based on STT, the Speculative Data-Oblivious Execution (SDO) [27] took a further step by performing low overhead speculative data-oblivious with the prediction that does not depend on speculative data. The results show that the overhead of STT is 14.5% and SDO can further reduce it to 10.0%.

Before or concurrent with STT, a number of solutions, in-

cluding InvisiSpec [25], SafeSpec [12], CleanupSpec [20], and MuonTrap [1] attempt to ensure the *invisible speculative load execution* in the memory hierarchy. In context of the STT framework, these solutions do *not* block the speculative load execution but instead prevent the creation of the cache-based covert channels that can send the secret. Compared to STT, they provide weaker security property by only considering speculative loads in a cache coherent multicore environment (with the exception of SafeSpec, which mainly targets single core). In retrospect, the reason that the community started from the more specific angle—supporting invisible speculative loads—is likely because the initial Spectre and Meltdown attacks are exactly based on the trace left by speculative loads in the cache.

Should we settle down with STT-based solutions and abandon the study of invisible speculative load execution? We believe the answer is NO for three reasons. First, the overhead of SDO is still higher. It provides the “complete” protection against some of the wildest attacks such as [3]. In reality, it is not entirely unreasonable to offer the partial protection to typical cases. Second, in the cache coherence protocol of distributed nature, how to eliminate the effects of speculative loads, potentially spreading across multiple components in memory hierarchy, is *intriguing and intellectually challenging on its own right*. Based on our analysis in Section 3.3, only InvisiSpec can truly provide the “invisible” speculative load execution by not allowing such loads to participate an unmodified coherence protocol. The cost is to execute each speculative load twice (redo). CleanupSpec and MuonTrap, although carefully thought, *do not completely eliminate the effects of the squashed, or even change the behavior the committed speculative loads*. The pitfalls reveal the difficulty of developing any solution that affects the coherence protocol—simply “patching the coherence states” is unlikely to succeed. However, as the results of CleanupSpec and MuonTrap show, such solution can indeed achieve very low overhead, e.g., around 5% for SPEC with CleanupSpec. It is clearly desirable to develop a new but *correct* coherence protocol that also achieve such low overhead.

Finally, it is an *important problem* that fills a “gap” of the contemporary architectures that existed for decades, and is only revealed to the architecture community due to the recently demonstrated Spectre and Meltdown attacks. The speculative execution is the key technique for achieving high performance. The architects have long understood the need and mechanisms to roll back the effects of speculatively executed instructions *inside the processor*, but missed the equally

important danger of the effects *in the cache hierarchy*. Filling the fundamental gap, even if the security property can be ensured by alternative techniques (STT/SDO), is essential to *complement our knowledge of cache coherence*.

In this paper, we make a case for the first *Reversible Coherence Protocol (RCP)*, a new protocol designed from ground up that enables invisible speculative load. RCP takes a new bold approach by *including the speculative loads in the interface between processor and cache coherence, and allowing them participate in the coherence protocol*. Specifically, the interface includes three new operations from the processor: (1) speculative load ; (2) *merge*, which is performed when a speculative load becomes safe; and (3) *purge*, which is performed with a speculative load is squashed. These operations can be unified: speculative load, ordinary load/store, and merge/purge can all affect the state of a given cache line. RCP is the first coherence protocol that enables the *commit and squash of the speculative load among distributed cache components* in a general memory hierarchy.

To achieve this goal, RCP uses speculative buffers in all cache levels to track the data movements of speculative execution—similar to InvisiSpec with nearly the same overhead. The difficult problem is how to correctly maintain and recover the cache line states when the line is accessed concurrently by multiple speculative and non-speculative loads. We show that this problem is tractable with *lazy speculation transition*—keeping the effects of speculative load local as much as possible, making it easier to reverse cache states. Based on the principle, we develop the complete RCP protocol. Section 5 describes the detailed coherence messages, events, states, and state transition diagrams based on a two-level cache hierarchy. We verified the correctness of RCP protocol in the Murphi model checking tool [8].

We implemented RCP protocol with the speculative buffer in Gem5 [6]. We evaluate RCP and compare it with InvisiSpec and CleanupSpec using 19 SPEC and 9 PARSEC benchmarks. We show that RCP incurs an average slowdown of (3.0%, 7.4%) on (SPEC,PARSEC), compared to (26.5%,18.3%) in InvisiSpec and (3.2%,24.2%) in CleanupSpec.<sup>1</sup>, respectively. The coherence traffic overhead is on average 46%, compared to 40% and 27% of InvisiSpec and CleanupSpec, respectively. It is important to note that the L1 cache with random replacement leads to lower performance of the baseline, as large as 5.7% slower shown in Figure 2.

From our results, we see that even with the relatively higher traffic overhead ( $\sim 46\%$ ), the performance overhead is lower than InvisiSpec and comparable to CleanupSpec. It reveals a key advantage of RCP: the coherence actions triggered by the merge and purge operations are *not* in the critical path of the execution and can be performed in the cache hierarchy *concurrently* with processor execution. With the clean interface between processor and cache coherence, the coherence protocol can be treated and optimized as a “black box”, and the coherence traffic can be reduced with further optimizations.

## 2. BACKGROUND

<sup>1</sup>We obtained the results of InvisiSpec by running their unmodified open source implementations. The overhead numbers are only slightly different from reported in the papers.

## 2.1 Out-of-Order Execution

Modern processors commonly perform speculative out-of-order execution to exploit instruction level parallelism. Instructions are fetched into and retired from the processor according to the program order, but can be executed out-of-order subject to data and resource dependency. The in-order retirement is ensured by keeping instructions according to program order in reorder buffer (ROB).

Recent studies [14, 16] revealed the security implication of speculative execution. While a speculative load can be squashed with processor state fully rolled back, it can cause irreversible cache state changes or data movement (e.g., left the speculatively accessed cache block in L1 cache) that can lead to a covert channel to send the secret. The goal of the paper is to completely eliminate all the effects of speculative load—both cache state and the location of the data in memory hierarchy.

## 2.2 Threat model

We assume the same threat model used in InvisiSpec [25], SafeSpec [12], and CleanupSpec [20]. We focus on defending transient attacks that is enabled by speculative loads in the futuristic attack mode [25]. Non-transient attacks and traditional covert channel attacks are out of scope. We consider attacks that exploits the entire cache hierarchy, including private (e.g. L1-D and L1-I cache) and shared caches (L2/LLC). The TLB and branch predictors can be protected by other orthogonal techniques [21, 25]. The attacker can access the cache and modify its state through data installs, evictions, updates to replacement and coherence states. It obtains the secret through cache timing side-channels, e.g., sensing the latency difference when accessing a cache block.

We assume that the attackers can measure the latency of load and store, but cannot measure latency change due to the increase amount of coherence traffic in the system. We believe that InvisiSpec [25] also implicitly has this assumption, since it incurs more traffic due to redo of speculative loads.

Moreover, we focus on protecting the SameThread and Cross-Core models and do not consider simultaneous multi-threading (SMT), which can be prevented by recent techniques such as adding defense when context switch happens [1] or making the cache way-partitioned to avoid SMT-side channels [20]. We also do not protect microarchitectural channel that monitors the timing of execution units [13] including floating-point units [2] and SIMD units [22], which can be mitigated by not scheduling the victim and adversary in adjacent SMT contexts [25]; or speculative attacks based on resource contention [3, 10].

## 3. FORMAL SECURITY PROPERTY

Prior works on invisible speculative load execution presented various solutions, but none of them formalized the security properties, making it difficult to reason about the correctness of the solutions. We make the first attempt to formalize the desired security properties and explain that not all prior solutions satisfy these properties.

### 3.1 Definitions

We consider three key points during the lifetime of a speculative load *SpLD*: 1) *Issue point (I)*: when the instruction

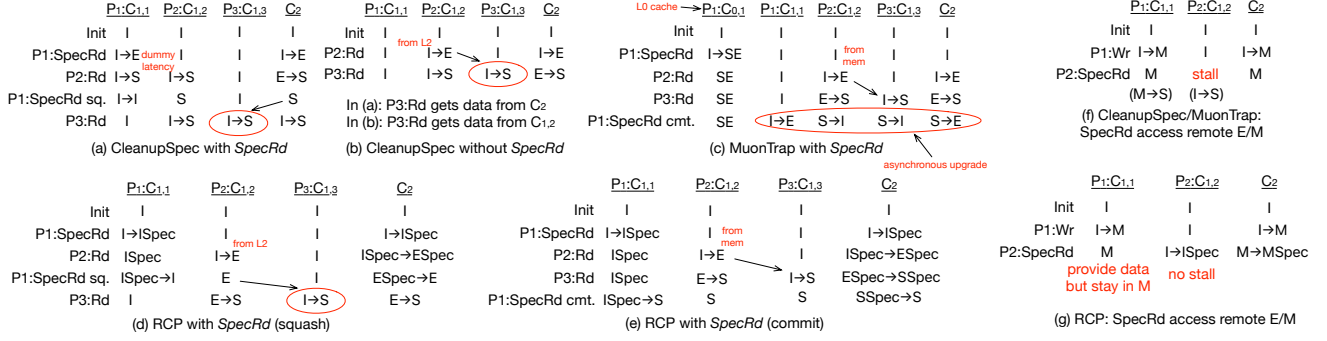


Figure 1: Problems with CleanupSpec [20] and MuonTrap [1], compared with RCP

is ready to be issued speculatively; 2) *Non-speculative point (NS)*: when the load is no longer speculative, either becoming safe or squashed; and 3) *Globally perform point (G)*: when all effects of the speculative load are finalized, either becoming a part of system state (if it becomes safe at NS), or completely cleared (if it is squashed at NS). If a *SpecRd* becomes safe and committed, we define  $SpecRd[C] = true$ , otherwise  $SpecRd[C] = false$ .

In shared memory with cache coherence, a load may involve operations in different cache components. For example, when a load misses in the private L1 cache and there is a dirty copy in another L1 cache, the data will be provided by the current owner (who has the dirty copy) and the state in both remote and local private cache will be changed to shared eventually. I and G can be defined for both speculative (*SpecRd*) and non-speculative load (*Rd*) and we call the timing interval  $[I, G]$  as the *pending period*. This concept can be also defined for a store (note that a store cannot be speculative because it will be queued at the write buffer before it commits), where I is the point that the store (*Wr*) is issued and G is the point that the store is globally performed, i.e., all other copies are invalidated.

We consider two aspects as to the “effects” of a speculative load: 1) the *location* of the cache line accessed by a load after G; and 2) the *state* of the cache line after G. In a multi-level cache hierarchy, a cache line can reside at various components. A cache level may have multiple private caches, or one shared cache. The locations of a cache line  $A$  in a multi-level cache hierarchy can be defined as a function  $L[A]$ . Each  $L_i[A]$  is a bit vector  $e_{i,1}, \dots, e_{i,m}$ , where  $m$  is the number of private caches in level  $i$ ; or a bit  $e_i$  when the level  $i$  is shared. Each  $e_{i,j}, j \in \{1, \dots, m\}$  or  $e_i$  indicates whether the cache line resides in the corresponding cache. Thus,  $L[A]$  is a concatenated bit vector indicating the present information of a cache line in all cache components.

$L[A] = (L_1[A], \dots, L_l[A])$ , where

$$L_i[A] = \begin{cases} (e_{i,1}, \dots, e_{i,m}) & \text{cache level } i \text{ is private} \\ (e_i) & \text{cache level } i \text{ is shared} \end{cases}$$

$e_{i,j} \in \{0, 1\}$ , where  $i \in \{1, \dots, l\}$ ,  $j \in \{1, \dots, m\}$

Similarly, we can define the state of a cache line in all cache components that is defined by function  $S[A]$ . The difference is that,  $s_{i,j}$  or  $s_i$  indicates the cache line state. We denote the

locations and states of a cache line containing  $A$  at a time point  $t$  as  $L_t[A]$  and  $S_t[A]$ .

$S[A] = (S_1[A], \dots, S_l[A])$ , where

$$S_i[A] = \begin{cases} (s_{i,1}, \dots, s_{i,m}) & \text{cache level } i \text{ is private} \\ (s_i) & \text{cache level } i \text{ is shared} \end{cases}$$

$e_{i,j} \in \{\text{cache block states}\}$ , where  $i \in \{1, \dots, l\}$ ,  $j \in \{1, \dots, m\}$

We define the effects of a non-speculative load or store  $a \in \{Rd, Wr\}$  as follows. If the pending period of  $a$  is not overlapped with any other accesses’ pending periods,  $L(\mathcal{L}, a)[A]$  defines the locations of the cache line containing address  $A$  after  $G_a$ , starting from the initial locations  $\mathcal{L}$  before the execution of  $a$ . Similarly,  $S(\mathcal{S}, a)[A]$  defines the states of the cache line, where  $\mathcal{S}$  is the states of the cache line before  $a$  is executed.

To capture the effects of a number of concurrent accesses  $(a_1, \dots, a_n)$ , where  $a_i \in \{Rd, Wr\}$ ,  $L(\mathcal{L}, (a_1, \dots, a_n)_{[I_{min}, G_{max}]})[A]$  and  $S(\mathcal{S}, (a_1, \dots, a_n)_{[I_{min}, G_{max}]})[A]$  specify the locations and states of the cache line after all accesses are globally performed, serialized with *certain* total order.  $I_{min}$  and  $G_{max}$  are the minimum and maximum I and G among  $a_1, \dots, a_n$ . Each access may cause the changes of the locations and states. Assuming the total order is  $a_1 \rightarrow a_2 \rightarrow \dots \rightarrow a_n$ , the sequences of the location and state change are  $\mathcal{L}_{a_1} \rightarrow \mathcal{L}_{a_2} \rightarrow \dots \rightarrow \mathcal{L}_{a_n}$  and  $\mathcal{S}_{a_1} \rightarrow \mathcal{S}_{a_2} \rightarrow \dots \rightarrow \mathcal{S}_{a_n}$ . Specifically, the transition functions when  $a_i$  is serialized right after  $a_{i-1}$  are:

$$\begin{aligned} L(\mathcal{L}_{a_{i-1}}, a_i)[A] &= \mathcal{L}_{a_i} \\ S(\mathcal{S}_{a_{i-1}}, a_i)[A] &= \mathcal{S}_{a_i} \end{aligned}$$

### 3.2 Security Property

With the definitions, we are ready to specify the desired security properties of an implementation of the invisible speculative load.

**Property 1: (Non-overlapping) No effects from mis-speculation, full effects from correct speculation.** Consider a *SpecRd*,  $[I_{SpecRd}, G_{SpecRd}]$  is not overlapped with any other access.

If  $SpecRd[C] = true$ , the locations and states of the cache line should be equivalent to these of an execution by only replacing the *SpecRd* with a normal *Rd* to the same memory



location. Assuming the initial locations and states before  $SpecRd$   $\mathcal{L}$  and  $\mathcal{S}$ :

$$\begin{aligned} L(\mathcal{L}, SpecRd)[A] &= L_{G_{SpecRd}}[A] = L(\mathcal{L}, Rd)[A] \\ S(\mathcal{S}, SpecRd)[A] &= S_{G_{SpecRd}}[A] = S(\mathcal{S}, Rd)[A] \end{aligned}$$

If  $SpecRd[C] = false$ , the locations and states of the cache line should be equivalent to the execution before  $SpecRd$ :

$$\begin{aligned} L(\mathcal{L}, SpecRd)[A] &= L_{G_{SpecRd}}[A] = L_{I_{SpecRd}}[A] \\ S(\mathcal{S}, SpecRd)[A] &= S_{G_{SpecRd}}[A] = S_{I_{SpecRd}}[A] \end{aligned}$$

**Property 2: (Overlapping) Serialization of the correct speculation.** Consider two accesses which have overlapping pending period, the first is a speculative load  $SpecRd$ , the second is an access  $acc \in \{Rd, SpecRd, Wr\}$ . If  $SpecRd[C] = true$ , then the two accesses should be correctly serialized. From Property 1, the final locations and states should be equivalent to the execution that replaces the speculative loads with the corresponding non-speculative load.

$$\begin{aligned} L((SpecRd, acc))[A] \\ = \begin{cases} L(L(\mathcal{L}, SpecRd), acc), & \text{if } SpecRd \rightarrow acc \\ L(L(\mathcal{L}, acc), SpecRd), & \text{if } acc \rightarrow SpecRd \end{cases} \end{aligned}$$

$$\begin{aligned} S((SpecRd, acc))[A] \\ = \begin{cases} S(S(\mathcal{S}, SpecRd), acc), & \text{if } SpecRd \rightarrow acc \\ S(S(\mathcal{S}, acc), SpecRd), & \text{if } acc \rightarrow SpecRd \end{cases} \end{aligned}$$

**Property 3: (Overlapping) No effects to overlapping accesses from mis-speculation.** With the same accesses as in Property 2, if  $SpecRd[C] = false$ , the squashed  $SpecRd$  should not have any effects on the other overlapped accesses.

$$\begin{aligned} L(\mathcal{L}, (SpecRd, acc))[A] &= L(\mathcal{L}, acc)[A] \\ S(\mathcal{S}, (SpecRd, acc))[A] &= S(\mathcal{S}, acc)[A] \end{aligned}$$

**Corollary: A non-speculative request  $acc \in \{Rd, Wr\}$  is not aware of any overlapping speculative  $SpecRd$  to the same address before  $NS_{SpecRd}$ .** It can be directly obtained from Property 3. If the execution is affected before  $NS_{SpecRd}$  and  $SpecRd$  is then squashed,  $acc$  may not reach  $L(\mathcal{L}, acc)[A]$  and  $S(\mathcal{S}, acc)[A]$ .

### 3.3 Analysis of Existing Solutions

**InvisiSpec [25].** It satisfies all security properties by not allowing the speculative load to participate the coherence protocol before NS (non-speculative point). The cost is the “double” accesses (redo) for all speculative loads after NS.

**CleanupSpec [20].** It is an undo approach with lower overhead. On mis-speculation, besides squashing the execution effects inside the processor, the cache system performs cleanup operations to roll back to the state before the mis-speculation. It ensures that the correctly speculated loads (the common case) are only performed once, but requires random L1 cache replacement and randomized cache design such as CEASER [18, 19]. Figure 2 shows that on SPEC2006

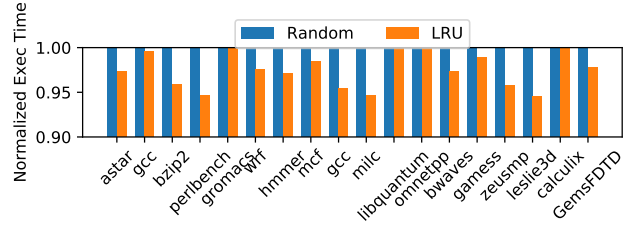


Figure 2: Random vs. LRU

the performance of random replacement is not ideal, the performance degradation can be as large as 5.7% compared to LRU.

More importantly, CleanupSpec violates Property 3, the behaviors with or without a squashed  $SpecRd$  are shown in Figure 1 (a) and (b). The arrow indicates the L1 cache which provides the data. CleanupSpec adds the “dummy latency” so that  $P_2$  cannot sense a shorter latency since the data is provided from  $C_{1,1}$ . Unfortunately,  $P_3 : Rd$  gets data from  $C_2$  with squashed  $SpecRd$  but should get from  $C_{1,2}$  if the  $SpecRd$  does not exist.

**MuonTrap [1].** This solution introduces an L0 cache to keep the speculatively accessed data in several restrictive cases when coherence state changes are not exposed. When a  $SpecRd$  is committed, the cache line in L0 is written through to L1. In the basic design, a valid L0 cache line can be only in  $S$  state. It can be brought into L0 (but not L1) when L2 also has the line in  $S$  or  $E$  (but no L1 cache has the data). When the  $SpecRd$  commits, the line can be directly installed in L1 in  $S$ . The protocol essentially degrades to MSI. In this way, a  $SpecRd$  has a different behavior compared to a  $Rd$ , thus it does not completely satisfy security properties.

Recognizing the importance of  $E$  state, it introduces  $SE$  state in L0. A line is brought to L0 as  $SE$  by  $SpecRd$  when a  $Rd$  would have brought it to L1 as  $E$ . It “behaves like  $S$  to the coherence protocol”, but when the  $SpecRd$  is committed, an “asynchronous upgrade” is performed to invalidate the other copies so that the line can be install in L1 as  $E$ . It requires that the line is  $E$  in L2 and does not exist in any L1 (this is possible when L1 replaces the line and informs L2). This mechanism breaks Property 1 because non-speculative reads could be performed during the window between the  $SpecRd$  is issued and committed, which can create multiple copies in  $S$  in other caches. But the asynchronous upgrade at commit of the  $SpecRd$  will invalidate these copies. This can be shown in the same example for CleanupSpec in Figure 1 (c). In this sense, the correct speculation causes *different* effects. We feel that the asynchronous upgrade operation is very intrusive, because every line brought into L0 cache by  $SpecRd$  will essentially behave like writes—not only introducing more invalidation traffic, but also create more potential side channels. For the case in Figure 1 (c),  $P_2$  will miss in the L1 after  $P_1$ ’s  $SpecRd$  is committed, clearly different from the behavior if  $SpecRd$  is truly “invisible”. Ironically, the defense mechanism may even introduce new potential side-channels.

Both CleanupSpec and MuonTrap stall a speculative load when it is about to change a remote L1 cache copy from  $M/E$  to  $S$ , shown in Figure 1 (f). For comparison, we also

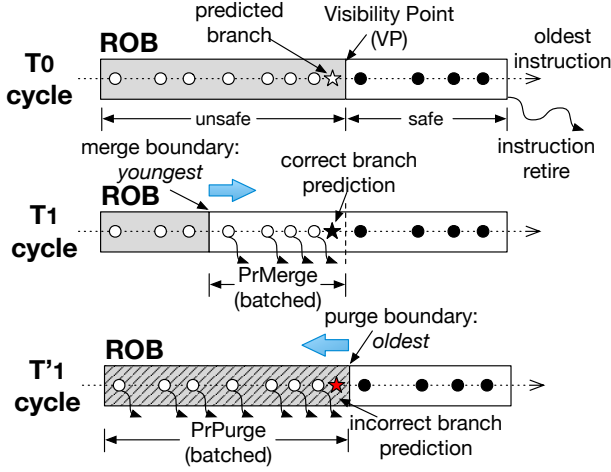


Figure 3: Merge and Purge

show the behaviors of RCP of for the three cases in Figure 1 (d)(e)(g). They can be better understood after the protocol is discussed. RCP ensures the *complete state reversal and the exact same timing and data sources for non-speculative accesses*. It does not stall the *SpecRd*—the remote *M/E* copy can be forwarded but it stays in *M/E*. It allows *SpecRd* to be issued at any time, unlike only in certain situations.

**DOM [21, 24].** By restricting the speculation, Sakalis *et al.* [21] delays speculative load on L1 miss (DOM) and avoids processor stall by value prediction. A speculative load does not change the coherence states when missing in the L1 cache. Tran *et al.* [24] reduces the overhead of the original DOM by removing some causes of loads’ unsafety. DOM is simple solution with higher overhead due to the stall.

**Other solutions.** Conditional speculation [21] defines the security dependency and stalls the speculative execution when the runtime execution pattern matches the dependency. SpecCFI [15] performs static analysis on the control flow graph to prevent the malicious indirect branch. They are orthogonal to our work since the speculative loads are not issued when they lead to attacks.

## 4. HARDWARE STRUCTURE

### 4.1 Processor Model and Interface

We define three additional operations in the interface between processor and cache system: (1) speculative load; (2) merge, which is performed when a speculative load becomes safe; and (3) purge, which is performed with a speculative load is squashed. The processor performs a merge or purge operation by issuing a *PrMerge* or *PrPurge* request to L1 cache. Similar to InvisiSpec [25], the processor tracks the Visibility Point (VP) dynamically during execution, which is determined by the attack model.

In the Spectre-model, an instruction reaches VP if all older control-flow instructions have resolved. In the Futuristic-model, an instruction reaches VP if it cannot be squashed for any reason. All the instructions before (after) VP are considered to be unsafe (safe). With VP maintained during execution, the process can determine whether each instruction

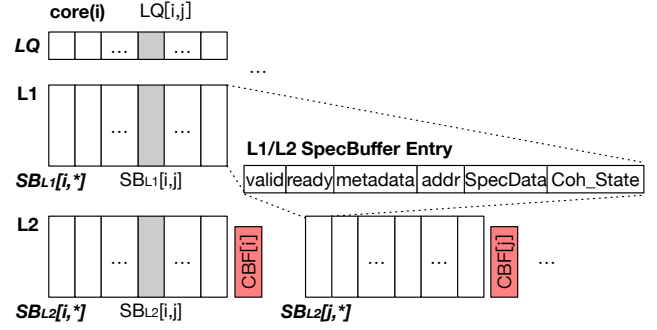


Figure 4: specBuf

becomes safe in each cycle. When an instruction is initially fetched, it is marked as “unsafe”. When the load is issued, if it becomes safe, then a *Rd* is generated; otherwise, a *SpecRd* is issued. Typically, the update of VP in a cycle will trigger the merge or purge of sequence of instructions. Therefore, the merge and purge request can be sent to L1 in batch. To purge a sequence of speculative loads, only the oldest one is sent and all younger ones are squashed together. For merge, only the youngest is sent and all older ones will be merged. Figure 3 shows the processor model and an example of the batched merge and purge.

### 4.2 Speculative Buffer Structure

RCP uses speculative buffer (specBuf) to keep the effects of speculation. Similar to InvisiSpec [25]: there is a one-to-one mapping relation between a processor’s load queue (LQ) entry and a specBuf entry in both L1 and L2. Figure 4 shows the specBuf organization. For a given LQ entry in core(i)— $LQ[i, j]$ —there is a corresponding specBuf entry in L1 cache,  $SB_{L1}[i, j]$ , and L2 cache,  $SB_{L2}[i, j]$ . We denote the specBuf of a core(i) in L1 and L2 as  $SB_{L1}[i, *]$  and  $SB_{L2}[i, *]$ , respectively. In this paper, we assume private L1 cache and shared L2 cache as the LLC, so in hardware,  $SB_{L1}[i, *]$  is associated with each core’s L1 cache and all cores’  $SB_{L2}[i, *]$  are organized together associating with the shared L2. The format of each specBuf in L1 and L2 is the same. The *valid* bit indicates whether the entry is in use—only the LQ entries for speculative loads have valid specBuf entries. The *ready* bit indicates whether the coherence transactions related to the entry is in transient. The *metadata* field keeps speculative access information, e.g., the number of accesses performed to the cache line while it is speculative. This information is used to update the cache status if the line is merged later. While we indicate *SpecData* field, it is only used to store the actual data of the cache line if it is not allocated in cache. Thus, there is not much data movement between specBuf and cache during merge. Similarly, *Coh\_State* records the coherence state of the line, and is only used when it does not exist in cache. Otherwise, the normal state field in each cache line is used to keep the state. The combined size of all  $SB_{L1}[i, *]$  and  $SB_{L2}[i, *]$  is  $2 \times (\#of\ cores) \times (\#of\ LQ\ entries)$ . The number of specBuf entries is the same as InvisiSpec [25].

The additional hardware structure associated with each  $SB_{L2}[i, *]$  is a *counting bloom filter* (CBF<sub>i</sub>) [9], which approximately records the address set of cache lines that present in

each  $SB_{L2}[i, *]$ . In CBF, addresses can be both inserted and removed, thus maintaining a dynamic changing set. Using bloom filters, the membership check can be done very fast, it can generate false positives but never false negatives. The usage of CBFs in L2's specBufs is that, after each speculative load from core(i) is recorded in the corresponding  $SB_{L2}[i, *]$ , RCP requires to get a counter, *spec core*, which indicates the current total number of speculative loads to this line. Since all speculative loads are recorded in specBuf of L2, this can be obtained by checking all  $SB_{L2}[j, *]$ , where  $j \neq i$ . However, such operations are expensive. The CBFs associated with each  $SB_{L2}[j, *]$  can be used as the filter to avoid most of the search: we first perform membership check of the line address with all  $CBF_j$  ( $j \neq i$ ), search is only performed on those having positive outcomes. To prevent timing side-channels, we make the time to check the CBFs constant.

### 4.3 Speculative Buffer Operations

At L1, we define operations in a complete space determined by: (1) access type: speculative or non-speculative; (2) specBuf hit or miss; and (3) cache hit or miss. Conceptually we have eight scenarios.

For a *non-speculative* load, it should only access and bring data to L1 if missed. If the line also presents in specBuf, it must have been created by some speculative load in program order *after* the non-speculative load. It triggers certain RCP transitions. The protocol ensures that the state reached is the same as if the non-speculative load is performed first. If the line misses in specBuf, we just follow the normal coherence protocol for cache miss or hit.

For a *speculative* load, it is recorded in specBuf and does not bring data into the cache. If missed in both cache and specBuf, the line is brought to the specBuf, no cache block is allocated, and the state is recorded in specBuf. If it hits in cache but misses in specBuf, the cache line is brought from cache to specBuf, the state is changed into a speculative state, and the cache line and specBuf entry have the same state (recorded in L1). If it misses in cache but hits in specBuf, there is no state change and the speculative load gets data from specBuf. Each specBuf entry has a counter for the number of *SpecRds* on this entry. It is decreased on a merge or purge. A coherence transition is only triggered when the counter reaches zero.

For L2, the only additional operation is that, for speculative load, after similar operations as L1 are performed, we need to get the updated spec core and returns to the protocol. Based on that, different state transitions are performed.

## 5. RCP COHERENCE PROTOCOL

We develop detailed specifications of the RCP coherence protocol that can reverse all state changes of speculative loads. We build the protocol on top of a typical MESI protocol [17]. While the problem of *reversing the global state changes in a completely distributed fashion* seems to be quite challenging, our techniques and principles lead to a systematically designed protocol that is both tractable and verifiable.

### 5.1 Lazy Speculative Transition

To track the effects of speculative loads, we propose the principle of *lazy speculative transition* and introduce the spec-

ulative states (SS), in addition to the non-speculative states (NSS)  $\{M, E, S, I\}$ . If accessed by a *SpecRd* from processor, an NSS  $X$  at L1 will transition to the corresponding SS  $XSpec$ ,  $X \in \{M, E, S, I\}$ :  $X \xrightarrow{SpecRd} XSpec$ . When *SpecRd* is merged,  $XSpec$  will transition to state  $Y$  and trigger some additional actions to L2, where  $X \xrightarrow{Rd} Y$  is the transition in the MESI protocol. In another word,  $Y$  is the state that is determined by the normal MESI protocol on a *Rd*. When the *SpecRd* is purged,  $XSpec$  will transition back to state  $X$  and mostly not trigger actions to L2. The key insight of the “laziness” is to try to keep the effects of a *SpecRd* local as much as possible, making it easier to reverse cache states. At L2, the speculative states are the same and they are reached from the corresponding non-speculative states with speculative read from L1 (*GetSpec*). Table 1 indicates the four speculative states and the corresponding status in RCP protocol.

States	Global Status
ISpec	No non-spec copy, one local spec copy
ESpec	One non-spec copy (E), one/more spec copies
SSpec	Multiple non-spec copies, one/more spec copies
MSpec	One non-spec copy (M), one or more spec copies

Table 1: Speculative States (SS) of RCP

### 5.2 Coherence Requests and Events

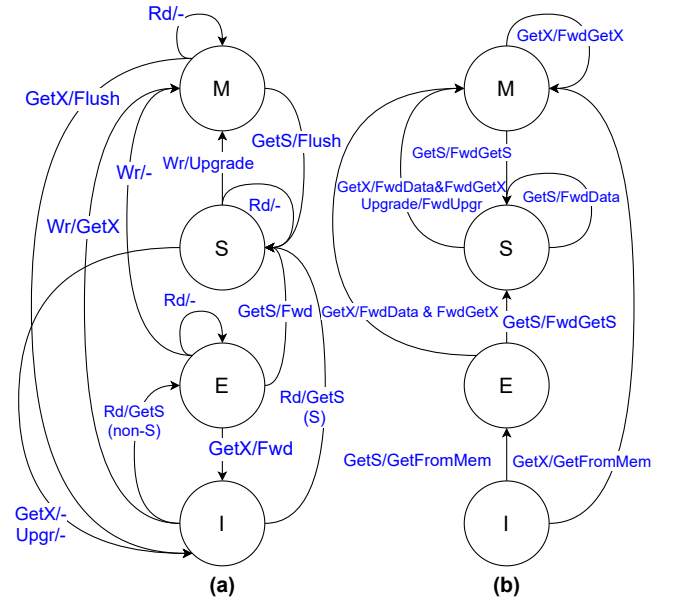


Figure 5: Non-speculative Transitions in L1 and L2

RCP has two types of request: 1) Non-Speculative Coherence Requests (NSR), which are the same as the requests in the MESI protocol (Table 2); and 2) Speculative Coherence Requests (SR), which are used for speculative loads and their merge/purge (Table 3). SR can be further divided to the Local Speculative Requests (LSR), which are requests from processor to the local L1 cache; and Remote Speculative Requests (RSR), which are requests forwarded from L2 cache. Table 4 lists the coherence actions that are triggered by coherence requests.

Based on the classification of coherence states and requests,

we can define the protocol state transition in a systematic manner. Specifically, we can consider the state transition triggered by {NSR,LSR,RSR} on {NSS,SS} for L1. In total, there are  $3 \times 2 = 6$  combinations. For L2, we need to consider {NSR,RSR} on {NSS,SS} since the processor cannot directly issue requests to it, thus there are  $2 \times 2 = 4$  combinations. In the following sections, we specify the state transitions for L1 and L2 of all these combinations.

Msg	From	Description
Rd	Proc	Read request from processor
Wr	Proc	Write request from processor
GetS	L1,L2	Notify L2/other L1 sharers that a processor requests a shared copy
GetX	L1,L2	Notify L2/other L1 sharers that a processor requests a copy to modify, need to invalidate other speculative and shared copies
Upgr	L1,L2	Notify L2/other L1 sharers that a processor is changed from S to M state, need to invalidate other speculative and shared copies

Table 2: Non-Speculative Coherence Requests (NSR) in RCP

Type	Msg	From	Description
LSR	SpecRd	Proc	Speculative read from processor
	PrMerge	Proc	Merge from processor
	PrPurge	Proc	Purge from processor
RSR	GetSpec	L1,L2	Notify L2/other L1 sharers that a processor requests a speculative copy
	L1Merge	L1,L2	Notify L2/other L1 sharers that a processor has merged its speculative data into L1 cache
	L1Purge	L1,L2	Notify L2/other L1 sharers that a processor has purged its speculative data into L1 cache

Table 3: Speculative Coherence Requests (SR) in RCP

Actions	\$	Description
Flush	L1	Flush dirty data back to L2
Fwd	L1	Fwd data to other L1
FwdData	L2	Fwd data from L2 to L1
FwdSpecData	L2	Fwd speculative data from L2 specBuf to other L1
GetFromMem	L2	Fetch cache line from memory and create cache entry at L2
GetSpecFromMem	L2	Fetch cache line from memory but create entry in L2 specBuf
FwdGetX	L2	Fwd GetX to other sharer (including speculative sharers) to invalidate these copies
FwdUpgr	L2	Fwd Upgrade to other sharer (including speculative sharers) to invalidate their copies
FwdGetS	L2	Fwd GetS to exclusive sharers (E or M) to trigger state downgrades
FwdGetSpec	L2	Fwd GetSpec to other non-spec and spec sharers for state update
FwdL1Merge	L2	Local merge and fwd L1Merge to non-spec and spec sharers for state update

Table 4: Coherence Actions in RCP

### 5.3 L1 Cache State Transitions

**NSR on NSS.** RCP works exactly the same as MESI. The state transitions are shown in Figure 5 (a).

**LSR on NSS.** The state transitions are shown in Figure 6 (b). Processor issues a *SpecRd* to a cache line in an NSS,

each state  $X$  transitions to  $XSpec$ ,  $X \in \{M, E, S, I\}$ . If  $X$  is  $I$ , the request misses in L1, and a *GetSpec* request is sent to L2. Note that NSS cannot receive *PrMerge* or *PrPurge*.

**RSR on NSS.** The state transitions are shown in Figure 6 (a). When the L1 receives the forwarded *GetSpec*, the cache line can be in either  $M$  or  $E$  state. The *SpecRd* issued by a remote processor can only get the data from the owner. But in lazy speculative transition, the effects of a speculative load on cache states should not be propagated to the remote L1 caches. Thus, only the requested cache line is forwarded, but  $E$  or  $M$  state does not change. When a remote *SpecRd* is merged, the owner L1 cache which provided the data before (in  $M$  or  $E$ ) will receive an *L1Merge*, informing the cache that the load has become non-speculative. The state of the line will change as if the cache receives a non-speculative load, expect no data is forwarded, because it was already done before. Thus,  $M/E$  transitions to  $S$  on *L1Merge*. For  $M$ , the dirty data needs to be flushed to L2 cache. Note that the flush does not happen when the data is forwarded to a speculative load, because it has to be performed together with the  $M \rightarrow S$  state change. In fact, the flush is also a remote effect of the speculative load, based on the lazy speculative transition, such effect should not be propagated to remote cache. For the same reason, an L1 will never receive a forwarded *L1Purge* from L2.

**LSR on SS.** The state transitions are shown in Figure 6(d). For all SS, when the processor issues another *SpecRd*, the state is not changed. For  $XSpec$ ,  $X \in \{M, E, S\}$ , such transition is the same as a read hit on  $\{M, E, S\}$  in MESI, expect that the state is speculative here. For *ISpec*, it indicated that a speculative load already happened before, so another one does not make a difference. Now let us consider *PrMerge/PrPurge*. From  $XSpec$ ,  $X \in \{M, E, S\}$ , the state will transition to the corresponding  $X$ . It is equivalent to  $M/S/E$  staying in the same state on a *Rd*. Note that  $XSpec$ ,  $X \in \{M, E, S\}$ , indicates that L1 holds a non-speculative copy, so even if the speculative copy is purged, the state will not change. *ISpec* is a little different because we need to know whether the line is shared or not among all caches. Thus, on *PrMerge*, an *L1Merge* is sent to L2 cache, which will respond S or non-S. If the line is shared (S), *ISpec* will transition to S; otherwise (non-S), it will transition to E. While the L1 cache is waiting for the response from L2, it resolves the race condition by NACK-ing all requests to the cache line.

**NSR on SS.** The state transitions are shown in Figure 6(e). When a cache line is in SS, it cannot transition back to NSS until it receives a *PrMerge* or *PrPurge*, or be replaced from the L1. Before that point, when a NSR accesses a cache line in SS, the state transitions happen among SS, in exactly the same way as the transitions between the corresponding NSS in the MESI protocol. The only exception is when a remote non-speculative write is performed, the cache will receive an *GetX* or *Upgrade*, in either case, all SS will transition to  $I$ . The key insight is that SS can transition among each other by NSR, and when later a *PrMerge* or *PrPurge* is received, the state will return to the correct NSS. Consider *ESpec* as an example, the state is reached when a speculative load accesses the cache line in  $E$ . If a forwarded *GetS* is received on *ESpec*, it transitions to *SSpec*, while in MESI,  $E$  transitions to  $S$ . When *PrMerge/PrPurge* is received later, according to Figure 6(d), *SSpec* will transition to  $S$ .



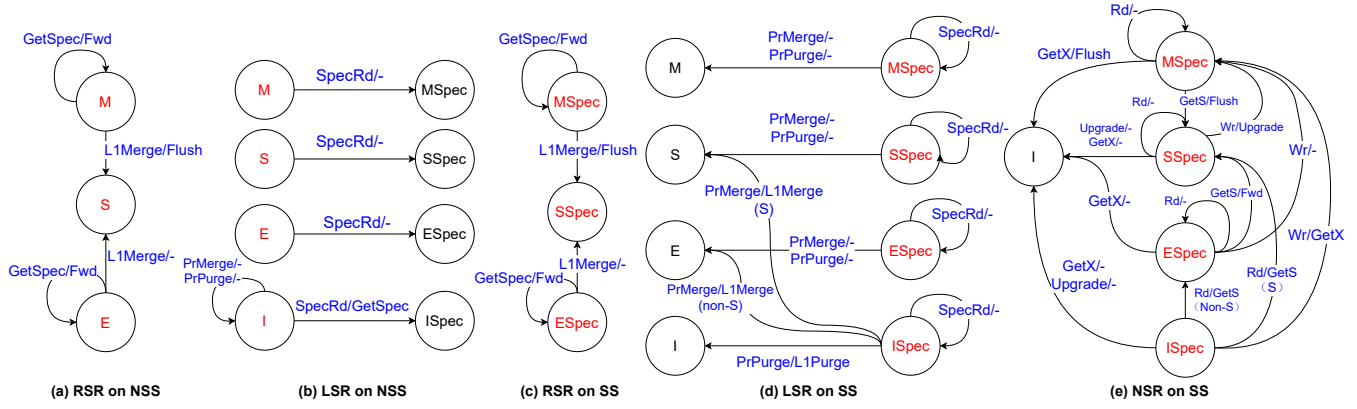


Figure 6: Transitions in L1

All SS will transition to *I* on receiving an invalidation (*GetX* or *Upgrade*), but processor will still send *PrMerge* or *PrPurge* for the previous *SpecRd* that caused the transition to SS. Thus, the cache line should simply stay in *I*, as shown in Figure 6(b). Based on memory consistency model, a *SpecRd* 1) may be squashed (in sequential consistency) by the invalidation and replayed, which will encounter a cache miss; or 2) may commit despite the invalidation (in release consistency), assuming it is not squashed for other reasons. For case 2), the execution is correct since the load has returned the value from L1 before the cache line is invalidated.

**RSR on SS.** The state transitions are shown in Figure 6(c). We can see that they are exactly the same as Figure 6(a)—the state transitions of RSR on NSS. The intuition is that, the three SS states are the same as the corresponding NSS states except that there is a pending speculative load from the local processor. Thus, the transitions among these states are similar except they are among NSS states.

## 5.4 L2 Cache State Transitions

**NSR on NSS.** RCP works exactly the same as MESI. The state transitions are shown in Figure 5 (b).

**RSR on NSS.** The state transitions are shown in Figure 7 (a). Each state  $X, X \in \{M, S, E, I\}$ , transitions to  $XSpec$  when *GetSpec* from L1 is received. The *GetSpec* is generated when a *SpecRd* misses in L1. For *M/E*, the speculative load request is forwarded to the current (non-speculative) owner. For *I*, the cache line is requested from memory.

**NSR on SS.** The state transitions are shown in Figure 7 (b). SS needs a *L1Merge/L1Purge* to return back to NSS, before that, the transitions among SS are the same as the transitions among NSS in the MESI protocol. There is no transition to *I* since replacement of a line in SS is not allowed and L2 does not receive invalidation. SS can transition to *M* when a processor performs a non-speculative write (*GetX* or *Upgrade*). It is similar to the case in L1 when SS can transition to *I* when an invalidation is received.

**RSR on SS.** The state transitions are shown in Figure 7 (c). We need to consider three RSR: *GetSpec*, *L1Merge*, and *L1Purge*. L2 maintains a counter *spec core* for each cache line to indicate the current number of speculative copies of the line among the L1 caches. The counter is increased or decreased when a *GetSpec* or a *L1Merge/L1Purge* is received,

respectively. When the L2 receives a *GetSpec*, SS is not changed since the line has already transitioned from NSS to SS. For *MSpec/ESpec*, the speculative request is forwarded to the current owner, the owner will just provide the data without changing state (Figure 6 (d)). For *SSpec*, the L2 cache forward the data to the speculative requester.

When the L2 receives a *L1Purge*, L2 needs to check *spec core* after it is decreased. If it is 0, meaning that there is no other speculative loads, each  $XSpec, X \in \{M, E, S, I\}$ , will transition back to  $X$ ; otherwise they stay in the same state.

When the L1 receives a *L1Merge*, if *spec core* is 0 after decrement, then the SS transitions to an NSS as if a *Rd* is received. For *MSpec*, it transitions to *S* since there are more than one shared copies, in addition, L2 forwards a *L1Merge* to the current owner, which will change the state to *S* as well (refer to RSR on NSS in L1). For *SSpec*, it simply transitions back to *S*, indicating that all copies of the cache line are non-speculative. For *ESpec*, it can transition to *E* or *S*. For *ESpec*, there are two shared copy of the line, but the caveat is that they can be read from the same processor. It can be easily determined by comparing the current non-speculative owner *cur\_owner* with the sender of *L1Merge*, if they are the same, then *ESpec* transitions to *E*. Otherwise, it transitions to *S*, and L2 also forwards a *L1Merge* to *cur\_owner*. Note that *cur\_owner* information already exists in the normal MESI protocol to identify the owner when a line is in *M/E* in L2. In RCP, *cur\_owner* is updated in two additional cases: 1) a *GetS* is received in *ISpec*—a *Rd* will get the only non-speculative copy of the line in an L1; or 2) *L1Merge* is received in *ISpec*—a speculative copy becomes the only non-speculative copy. Similar to *MSpec*, L2 also forwards a *L1Merge* to the current owner. For *ISpec*, it transitions to *E*—now there are exactly one clean copies of the line.

If *spec core* is greater than 0 after decrement due to the *L1Merge*, it means that there are still speculative loads pending, and the four SS will transition to another SS. Specifically, *MSpec* will transition to *SSpec*, it is because now we have more than one non-speculative copies plus some speculative copies. The following two cases will both correctly reach *SSpec*: 1) a speculative read on a shared (*S*) line; and 2) two speculative reads on a modified (*M*) line, first transition it to *MSpec*, and then one of them merges. For *SSpec* and *ESpec*, on a *L1Merge* (and *spec core* > 0), they will both transition



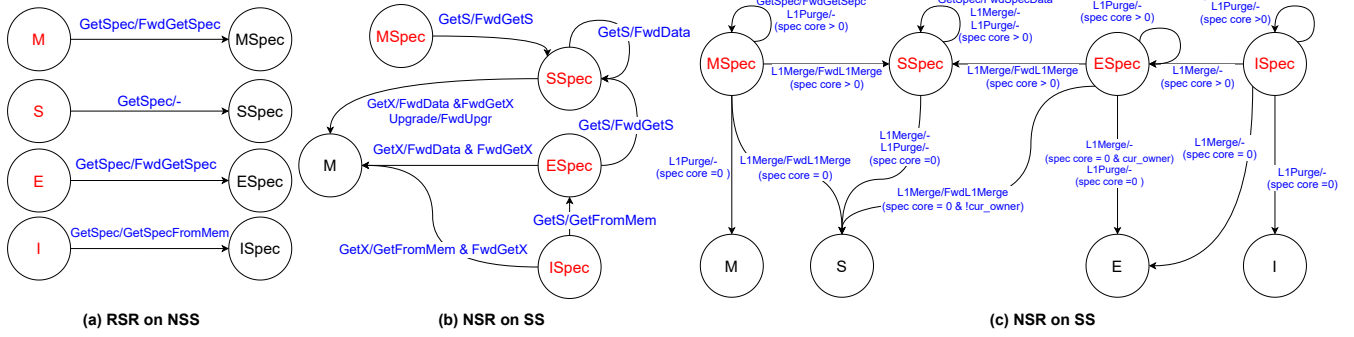


Figure 7: Transitions in L2

to *SSpec*, because at this point, there are more than one non-speculative copies plus at least one speculative copy. For *ESpec*, the non-speculative copy in addition to the original *E* is generated due to the merge. For *ISpec*, it transitions to *ESpec*, because now we have one non-speculative copy (just merged) and at least one speculative copy (*spec core* > 0).

### 5.5 Non-Atomic Transactions

The RCP protocol is described in terms of atomic transactions. The non-atomic transaction means a state transition in a given cache component cannot be completed with a single step. For example, when a write is performed on a shared cache line, the transition of state from *S* to *M* is not atomic. The problem can be solved by introducing a transient state, e.g., *SM* for the above case, and Nack-ing all incoming requests while the line is in transient states, or developing additional transitions from transient states.

In RCP, such non-atomic transactions from the original MESI protocol are assumed to be handled with the existing mechanisms—any real protocol implementation needs to consider them. We only consider the potential non-atomic transactions related to speculative load requests and states. We find that only the transitions related to *ISpec* may lead to transient period. It happens when transitioning to *ISpec* or from *ISpec* to an *E/S*. In L1, when a *SpecRd* misses in L1, a *GetSpec* request is sent to L2 and when the response is received, the state transitions to *ISpec*. When L1 receives a *PrMerge/PrPurge* at *ISpec*, a request is sent to check whether the line is shared or not, referring to Figure 6 (d). Then *ISpec* transitions to *E* (non-S) or *S* (*S*). These two cases can be handled by keeping all requests during such transient period and only processing them when the state is stable. Due to the few transient scenarios in RCP, we do not need to introduce a new transient state, and use a bit to indicate that the cache line is in *ISpec* but it is waiting for the data (*I* → *ISpec*) or non-S/*S* information (*ISpec* → *E/S*). When the bit is set, the incoming requests are queued and processed later. Note that queuing the coherence requests is a standard technique and used in all real implementations.

The reason why RCP is mostly not affected by non-atomic transactions is that, the additional states and transitions are introduced to handle only speculative loads, while most complications are due to writes. Note that two requests on the same state, as long as the state is stable, do not cause any problem—they are not the same as non-atomic transactions.

For example, consider *ESpec* in an L1, it can “concurrently” receive a forwarded *GetSpec* and a local *PrPurge*. In RCP, processing them in either order is correct. If *PrPurge* is processed first, the state transitions to *E*, and the cache will forward data as the response to *GetSpec* but stays in *E*. If *GetSpec* is processed first, the state is still *ESpec*, which will transition to *E* when *PrPurge* is processed. In summary, while RCP is specified in atomic transactions, it can work correctly with non-atomic transactions with standard techniques.

### 5.6 Protocol Verification

We use Murphi model verification tool [8] to verify our protocol and compare the complexity of RCP-Lazy. We model the two level MESI protocol from GEM5 implementation suite and make it as a baseline. To keep the number of explored states tractable, as the similar verification methodology in [7], we used a single address, two data values with private L1 cache and a shared L2 with directory. As we modeled only one address to reduce the number of states explored, we modeled replacements as unconditional events that can be triggered at any time. The verification explored 3,244,350 reachable states, which is 70% more than MESI, in 1,186 seconds. We verify that the protocol states and transitions happen exactly as designed—no unexpected messages and state transitions. During the transitions all of our speculative states are reached and could transition back to normal states eventually. RCP can start from an NSS and finally reach another NSS after several speculative “invisible” transitions.

## 6. SECURITY ANALYSIS

In this section, we prove that RCP satisfies the three properties in Section 3.2. For a normal load/store *A*, the serialization point (*S<sub>A</sub>*) is the point during its pending period that the access is serialized in the global total order of accesses to this address. The *S<sub>A</sub>* is different for L1 and L2 or may only appear in L1 when L2 is not accessed, the coherence protocol ensures that there is a total order of all accesses to a given address. For a speculative load *A*, in RCP it does not have a single serialization point, instead, it has a *reach point* (*R<sub>A</sub>*), indicating the point that it reaches L1/L2; and a *merge point* (*M<sub>A</sub>*) or *purge point* (*P<sub>A</sub>*), indicating the point that it is merged or purged in L1/L2.

**Proof of Property 1:** Since this property considers the scenario when the pending period of a *SpLD* does not overlap

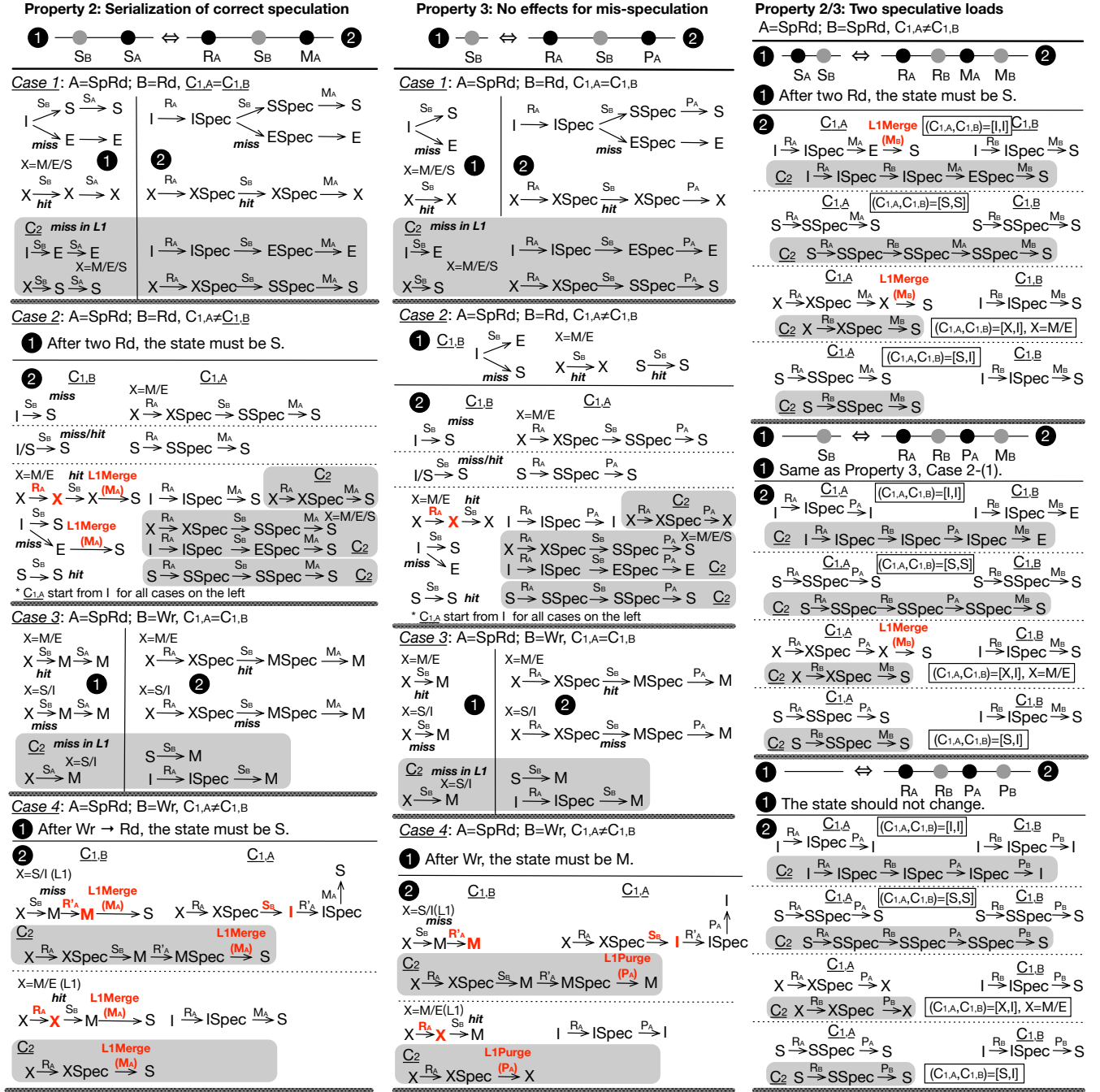


Figure 8: Proof of RCP's Security Properties 2&3

with any other accesses, we need to show the correctness of an individual speculative load: 1) after a merge, the change to the location and state of the cache line is equivalent to performing a non-speculative read to the same location; 2) after a purge, the effects of  $SpLD$  are completely eliminated.

• Cache states. a) Merge. At L1, this property can be validated with transitions  $X \rightarrow XSpec$  on  $SpecRd$  in Figure 6 (b) and the transitions from  $XSpec$  to NSS on  $PrMerge$  in Figure 6 (d). b) Purge. At L1, this property is satisfied since  $XSpec$  will all transition back to the same  $X$  on  $PrPurge$  in

Figure 6 (d) At L2, the situations are similar.

• Data locations. a) Merge. In RCP, the speculatively accessed data are all stored in SpecBuf until the merge. The copying of data from SpecBuf to L1/L2 (local merge) always happens when L1/L2 receives  $PrMerge$ / $L1Merge$ , which also causes the state transition to NSS. Thus, the speculatively accessed cache line is installed in the same cache components as a non-speculative load to the same address. b) Purge. The cache line in SpecBuf will be simply eliminated—no data is installed in any cache components.

**Proof of Property 2 (*SpecRd* overlaps with load/store):**

We consider all possible behaviors of a non-speculative access  $B$  and a speculative load  $A = \text{SpecRd}$ , where  $R_A < S_B < M_A$ . Note that we only need to consider this case, because if  $S_B < R_A$   $B$  will not affect  $A$  and  $A$ 's behavior is ensured in Property 1. Similarly, we do not need to consider  $S_B > M_A$ . Given this setting, we have four cases, when  $B$  is a load  $Rd$  or a store  $Wr$ , and when they are issued from the same or different L1 cache:  $C_{1,A} = C_{1,B}$  or  $C_{1,A} \neq C_{1,B}$ . In the proof, we show that for each case and all possible initial states, the state and location of the cache line is the same as  $B$  is serialized before a non-speculative load  $A$  to the same location. Also, the timing for the non-speculative access does not change. We show in Figure 8 (left) that, the eventual cache line state and location changes for all four cases with all initial states possibilities in L1 and L2 are the same for ① and ②. The reader can consult Figure 6 and Figure 7 for each transition. Note that in case 4, when the non-speculative write is performed, the cache line in  $C_A$  transitions to  $I$  and  $A$  is re-issued as a *SpecRd*. Its reach point is denoted as  $R'_A$ .

**Proof of Property 3 (*SpecRd* overlaps with load/store):**

We use the same proof strategy as for Property 2. In this case,  $A$  is squashed so  $R_A < S_B < P_A$ , and the effects should be equivalent to executing just  $B$ . Figure 8 (middle) shows such equivalence for all cases.

**Proof of Property 2 and 3 (*SpecRd* overlaps with another *SpecRd*):** In this case, we consider two *SpecRd*  $A$  and  $B$ , there are three cases: 1)  $A$  and  $B$  merge; 2)  $A$  purges and  $B$  merges; and 3)  $A$  purges and  $B$  purges. They should be correspondingly equivalent to the execution of: 1) two non-speculative loads serialized according to the merge order; 2) one non-speculative  $B$ ; and 3) no load. Figure 8 (right) shows such equivalence for all cases. More scenarios, such as different merge order, can be considered, but the behaviors are covered in the three cases we show.

**Remarks:** All proofs consider two instructions, but the security property of the whole program can be inductively obtained. In our threat model, RCP assumes that the attacker cannot measure the timing change due to the increases coherence traffic. Consider the situation that the attacker controls two L1 caches  $C_{1,A}$  and  $C_{1,B}$  and the cache line is in  $S$ . A *SpecRd* is issued from a third processor to  $C_{1,C}$ , bring the state to *SSpec*. Then the attacker issues a write to  $C_{1,A}$ . Without the *SpecRd* to  $C_{1,C}$ , one invalidation will be sent to  $C_{1,B}$ . In RCP, two invalidations will be sent to  $C_{1,B}$  and  $C_{1,C}$ . If there is any timing difference for the write, that will be very little, because the two invalidations are sent and acknowledged in parallel. Nonetheless, it is out of the scope of our threat model.

**Security of SpecBuf.** We show that specBuf cannot be used to create new channels. Referring to Section 4.2, there is a *one-to-one mapping* between a core's LQ entry,  $LQ[i, j]$ , to specBuf entries in L1  $SB_{L1}[i, j]$  and L2  $SB_{L2}[i, j]$ . There is no fully associative or set-associative hardware structures, thus it is *not* vulnerable to cache-based side-channel attacks such as Prime+Probe. In fact, the specBuf organization is exactly the same as InvisiSpec—with the same number of entries—expect the bloom filters in L2's specBuf and some counters for each entry. In RCP, we make the time to check the bloom filter in L2 constant, so the present/absence information in the

specBuf cannot be revealed through the time for the check.

**Case study.** With the thorough understanding of RCP, readers can refer back to Figure 1 to see how RCP works for the three examples.

## 7. EVALUATION

### 7.1 Environment Setup

We implemented RCP protocol in Gem5 [6]. We simulate the single core system under System-call Emulation (SE) mode of Gem5, and simulate multi-core system under Full System (FS) mode of Gem5. We compare the performance of RCP with the performance of InvisiSpec (corrected) and CleanupSpec for using their public open source code. For InvisiSpec evaluation, we evaluate Futuristic model. For CleanupSpec, we evaluate the scheme for Cleanup\_FOR\_L1L2. The simulator configuration is shown in Table 5, which is nearly the same as InvisiSpec. The main difference in our configuration is that we use RCP as the coherence protocol.

We choose SPEC CPU2006 [23] and PARSEC 2.1 [5] for single-core and multi-core evaluation. We do not use PARSEC 3.0 because we failed to find a working full system environment for all these methods. For SPEC benchmark, we use 19 workloads [11] with the reference data-set. Similar to the setting in InvisiSpec, we forward the execution by 10 billion instructions and simulate 500 million instructions. For PARSEC, we run 9 of the multi-threaded workload with the simmedium input size. We run all these benchmarks with the setting of 4 cores for the entire region of interest. Note that in this paper, the actual number of overhead may not be the same as stated in their paper because of the different range of benchmarks and different configuration setting, but the trend is similar.

RCP does not restrict on memory consistency model. In this paper all of the result are evaluated under TSO. But other memory consistency models like RC are also supported by our design.

Architecture	1 core (SPEC) or 4 cores (PARSEC) at 2.0GHz
Core	8-issue, out-of-order, no SMT, 32 Load Queue entries, 32 Store Queue entries, 192 ROB, Tournament branch predictor, 4096 BTB entries, 16 RAS entries
Private L1-I	32KB, 64B line, 4-way, 1 cycle RT lat., 1 port
Private L1-D	64KB, 64B line, 8-way, 1 cycle RT latency, 3 ports
Shared L2	Per core: 2MB bank, 64B line, 16-way, 8 cycles RT local latency, 16 cycles RT remote latency (max)
Network	4x2 mesh, 128b link width, 1 cycle latency per hop
Coherence	RCP and MESI
DRAM	RT latency: 50 ns after L2

Table 5: Architecture Configurations

### 7.2 SPEC Analysis

Figure 9 shows the normalized execution time overhead of RCP, InvisiSpec and CleanupSpec, normalized to the execution time of the Non-Secure baseline. Over all 19 workloads, RCP on average incurs a slowdown of 3.0%, while CleanupSpec and InvisiSpec incurs a slowdown of 3.2% and 26.5%, respectively. The results are slightly different from the original papers [20, 25] because we have different range of the benchmarks. The overheads of RCP are mainly caused

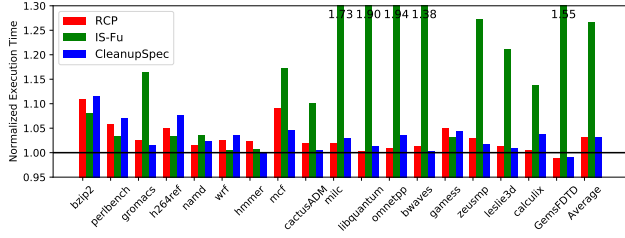


Figure 9: SPEC2006: Performance Overhead

by merge and purge operations. Since different programs have different frequency of mis-speculation, RCP is not always better than InvisiSpec and CleanupSpec. For some app like GemsFDTD, RCP and CleanupSpec can run slightly faster. For RCP, it is because of the existence of Specbuf that increases the hit rate of speculative load. Overall, RCP performs much better than InvisiSpec and is comparable to CleanupSpec.

### 7.3 PARSEC Analysis

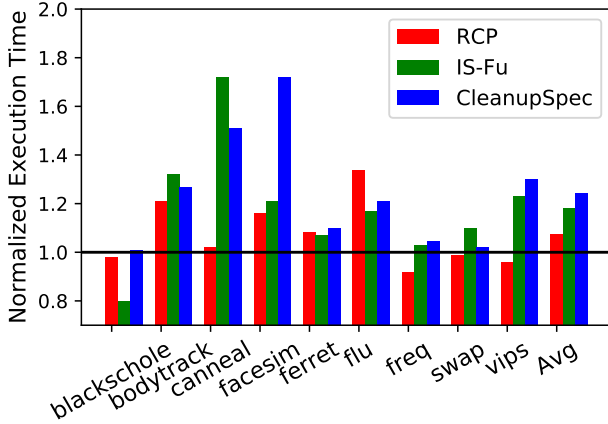


Figure 10: PARSEC: Performance Overhead

In the multi-core environment, we evaluate the PARSEC benchmark with the 4-cores configuration. The execution time overheads on multi-core PARSEC workloads are shown in Figure10. Overall, InvisiSpec incurs a 18.3% slowdown in on average under TSO, while cleanupSpec has a 24.2% slowdown. RCP reduces the overhead to 7.4% on average. With the help of the SpecBuf, RCP increases the hit rate for speculative loads, which leads to slight performance improvement of some benchmarks such as blackscholes and swap. Note that the behavior also exists for InvisiSpec, for blackschole, the “speedup” is quite significant ( $\sim 20\%$ ). We are not sure about the reason since it is from the un-modified InvisiSpec simulator and the result is consistent with [26]. We consider such “negative” slowdown in the overhead calculation, this is why the average overhead of PARSEC is lower than SPEC for InvisiSpec.

### 7.4 Coherence Traffic Overhead

Figure 11 shows the comparison of traffic overhead among RCP, InvisiSpec and CleanupSpec, normalized to the baseline

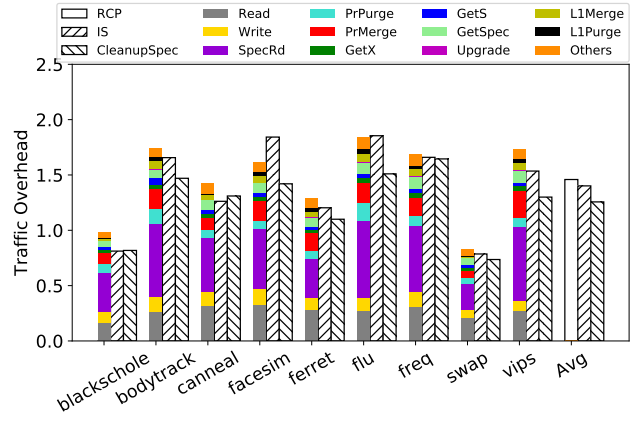


Figure 11: Traffic Overhead

MESI protocol. We measure the traffic overhead by counting the total number of bytes transferred among the cache system and between cache and the main memory. For RCP, we also count the bytes for each type of the message and show their distribution in Figure 11. For InvisiSpec and CleanupSpec, we only show total normalized traffic. From Figure 11, RCP incurs on average 46% traffic overhead, while InvisiSpec and CleanupSpec incur 40% and 27%, respectively. As RCP introduced new coherence states and coherence messages, RCP indeed generate some traffic overhead compared with InvisiSpec. The coherence traffic overhead of RCP is mainly attribute to *PrMerge*, *PrPurge*, and *L1Merge* messages. For swap, we see that RCP incur slightly less traffic, it is also because specBuf may increase hit rate, so some traffic to L2 and memory can be eliminated. Interestingly, InvisiSpec and CleanupSpec also show the similar behavior.

The key observation from the results is that, even with higher additional traffic the performance overhead of RCP is still lower than the other two schemes. It reveals the crucial advantage of RCP: the merge and purge are performed *concurrently with processor execution*. With lazy speculation, merge operation incurs more traffic than purge—*L1Purge* is never forwarded from L2 to another L1 cache. So in general, higher portion of merge tends to incur higher traffic and performance overhead. A unique advantage of RCP is that, with coherence decoupled with processor, the traffic can be further reduce with protocol optimizations.

## 8. CONCLUSION

This paper proposes the first Reversible Coherence Protocol (RCP), a new protocol designed from ground up that enables invisible speculative load. RCP takes a bold approach by including the speculative loads and merge/purge operation in the interface between processor and cache coherence, and allowing them to participate in the coherence protocol. RCP incurs an average slowdown of (3.0%, 7.4%) on (SPEC, PARSEC), compared to (26.5%, 18.3%) in InvisiSpec and (3.2%, 24.2%) in CleanupSpec. The coherence traffic overhead is on average 46%, compared to 40% and 27% of InvisiSpec and CleanupSpec, respectively. Even with higher traffic overhead ( $\sim 46\%$ ) the performance overhead of RCP is lower than InvisiSpec and comparable to Cleanup-



Spec because the coherence actions triggered by the merge and purge operations can be performed in the cache hierarchy concurrently with processor execution.

## REFERENCES

- [1] S. Ainsworth and T. M. Jones, “Muontrap: Preventing cross-domain spectre-like attacks by capturing speculative state,” in *2020 ACM/IEEE 47th Annual International Symposium on Computer Architecture (ISCA)*. IEEE, 2020, pp. 132–144.
- [2] M. Andrysco, D. Kohlbrenner, K. Mowery, R. Jhala, S. Lerner, and H. Shacham, “On subnormal floating point and abnormal timing,” in *2015 IEEE Symposium on Security and Privacy*. IEEE, 2015, pp. 623–639.
- [3] M. Behnia, P. Sahu, R. Paccagnella, J. Yu, Z. Zhao, X. Zou, T. Unterluggauer, J. Torrellas, C. Rozas, A. Morrison, F. McKeen, F. Liu, R. Gabor, and C. W. Fletcher, “Speculative interference attacks: Breaking invisible speculation schemes,” *arXiv preprint arXiv:2007.11818*, 2020.
- [4] A. Bhattacharyya, A. Sandulescu, M. Neugschwandtner, A. Sorniotti, B. Falsafi, M. Payer, and A. Kurmus, “Smotherspectre: exploiting speculative execution through port contention,” in *Proceedings of the 2019 ACM SIGSAC Conference on Computer and Communications Security*, 2019, pp. 785–800.
- [5] C. Bienia, S. Kumar, J. P. Singh, and K. Li, “The parsec benchmark suite: Characterization and architectural implications,” in *Proceedings of the 17th international conference on Parallel architectures and compilation techniques*. ACM, 2008, pp. 72–81.
- [6] N. Binkert, B. Beckmann, G. Black, S. K. Reinhardt, A. Saidi, A. Basu, J. Hestness, D. R. Hower, T. Krishna, S. Sardashti, R. Sen, K. Sewell, M. Shoaib, N. Vaish, M. D. Hill, and D. A. Wood, “The gem5 simulator,” *ACM SIGARCH Computer Architecture News*, vol. 39, no. 2, pp. 1–7, 2011.
- [7] B. Choi, R. Komuravelli, H. Sung, R. Smolinski, N. Honarmand, S. V. Adve, V. S. Adve, N. P. Carter, and C. Chou, “Denovo: Rethinking the memory hierarchy for disciplined parallelism,” in *2011 International Conference on Parallel Architectures and Compilation Techniques*, 2011, pp. 155–166.
- [8] D. L. Dill, A. J. Drexler, A. J. Hu, and C. H. Yang, “Protocol verification as a hardware design aid,” in *Proceedings 1992 IEEE International Conference on Computer Design: VLSI in Computers Processors*, 1992, pp. 522–525.
- [9] L. Fan, P. Cao, J. Almeida, and A. Z. Broder, “Summary cache: a scalable wide-area web cache sharing protocol,” *IEEE/ACM transactions on networking*, vol. 8, no. 3, pp. 281–293, 2000.
- [10] J. Fustos, M. Bechtel, and H. Yun, “Spectrerewind: Leaking secrets to past instructions,” in *Proceedings of the 4th ACM Workshop on Attacks and Solutions in Hardware Security*, 2020, pp. 117–126.
- [11] J. L. Henning, “Spec cpu2006 benchmark descriptions,” *ACM SIGARCH Computer Architecture News*, vol. 34, no. 4, pp. 1–17, 2006.
- [12] K. N. Khasawneh, E. M. Koruyeh, C. Song, D. Evtvushkin, D. Ponomarev, and N. Abu-Ghazaleh, “Safespec: Banishing the spectre of a meltdown with leakage-free speculation,” in *2019 56th ACM/IEEE Design Automation Conference (DAC)*. IEEE, 2019, pp. 1–6.
- [13] P. Kocher, J. Horn, A. Fogh, D. Genkin, D. Gruss, W. Haas, M. Hamburg, M. Lipp, S. Mangard, T. Prescher, M. Schwarz, and Y. Yarom, “Spectre attacks: Exploiting speculative execution,” in *2019 IEEE Symposium on Security and Privacy (SP)*. IEEE, 2019, pp. 1–19.
- [14] E. M. Koruyeh, K. N. Khasawneh, C. Song, and N. Abu-Ghazaleh, “Spectre returns! speculation attacks using the return stack buffer,” in *12th {USENIX} Workshop on Offensive Technologies ({WOOT} 18)*, 2018.
- [15] E. M. Koruyeh, S. H. A. Shirazi, K. N. Khasawneh, C. Song, and N. Abu-Ghazaleh, “Specffi: Mitigating spectre attacks using cfi informed speculation,” in *2020 IEEE Symposium on Security and Privacy (SP)*. IEEE, 2020, pp. 39–53.
- [16] M. Lipp, M. Schwarz, D. Gruss, T. Prescher, W. Haas, A. Fogh, J. Horn, S. Mangard, P. Kocher, D. Genkin *et al.*, “Meltdown: Reading kernel memory from user space,” in *27th {USENIX} Security Symposium ({USENIX} Security 18)*, 2018, pp. 973–990.
- [17] M. S. Papamarcos and J. H. Patel, “A low-overhead coherence solution for multiprocessors with private cache memories,” in *Proceedings of the 11th annual international symposium on Computer architecture*, 1984, pp. 348–354.
- [18] M. K. Qureshi, “Ceaser: Mitigating conflict-based cache attacks via encrypted-address and remapping,” in *2018 51st Annual IEEE/ACM International Symposium on Microarchitecture (MICRO)*. IEEE, 2018, pp. 775–787.
- [19] M. K. Qureshi, “New attacks and defense for encrypted-address cache,” in *Proceedings of the 46th International Symposium on Computer Architecture*, 2019, pp. 360–371.
- [20] G. Saileshwar and M. K. Qureshi, “Cleanupspec: An undo approach to safe speculation,” in *Proceedings of the 52nd Annual IEEE/ACM International Symposium on Microarchitecture*. ACM, 2019, pp. 73–86.
- [21] C. Sakalis, S. Kaxiras, A. Ros, A. Jimborean, and M. Sjölander, “Efficient invisible speculative execution through selective delay and value prediction,” in *Proceedings of the 46th International Symposium on Computer Architecture*. ACM, 2019, pp. 723–735.
- [22] M. Schwarz, M. Schwarzl, M. Lipp, J. Masters, and D. Gruss, “Netspectre: Read arbitrary memory over network,” in *European Symposium on Research in Computer Security*. Springer, 2019, pp. 279–299.
- [23] C. D. Spradling, “Spec cpu2006 benchmark tools,” *ACM SIGARCH Computer Architecture News*, vol. 35, no. 1, pp. 130–134, 2007.
- [24] K.-A. Tran, C. Sakalis, M. Sjölander, A. Ros, S. Kaxiras, and A. Jimborean, “Clearing the shadows: Recovering lost performance for invisible speculative execution through hw/sw co-design,” in *Proceedings of the ACM International Conference on Parallel Architectures and Compilation Techniques*, 2020, pp. 241–254.
- [25] M. Yan, J. Choi, D. Skarlatos, A. Morrison, C. Fletcher, and J. Torrellas, “Invisispec: Making speculative execution invisible in the cache hierarchy,” in *2018 51st Annual IEEE/ACM International Symposium on Microarchitecture (MICRO)*. IEEE, 2018, pp. 428–441.
- [26] M. Yan, J. Choi, D. Skarlatos, A. Morrison, C. W. Fletcher, and J. Torrellas, “Invisispec: Making speculative execution invisible in the cache hierarchy (corrigendum),” in *Proceedings of the 52nd Annual IEEE/ACM International Symposium on Microarchitecture*, 2019, pp. 1076–1076.
- [27] J. Yu, N. Mantri, J. Torrellas, A. Morrison, and C. W. Fletcher, “Speculative data-oblivious execution: Mobilizing safe prediction for safe and efficient speculative execution,” in *2020 ACM/IEEE 47th Annual International Symposium on Computer Architecture (ISCA)*. IEEE, 2020, pp. 707–720.
- [28] J. Yu, M. Yan, A. Khyzha, A. Morrison, J. Torrellas, and C. W. Fletcher, “Speculative taint tracking (stt): A comprehensive protection for speculatively accessed data,” in *Proceedings of the 52nd Annual IEEE/ACM International Symposium on Microarchitecture*. ACM, 2019, pp. 954–968.