

Simplifying Models with Unlabeled Output Data

Sang Michael Xie, Tengyu Ma, Percy Liang
{xie, tengyuma, pliand}@cs.stanford.edu
Stanford University

May 25, 2022

Abstract

We focus on prediction problems with high-dimensional outputs that are subject to output validity constraints, e.g. a pseudocode-to-code translation task where the code must compile. For these problems, labeled input-output pairs are expensive to obtain, but “unlabeled” outputs, i.e. outputs without corresponding inputs, are freely available and provide information about output validity (e.g. code on GitHub). In this paper, we present *predict-and-denoise*, a framework that can leverage unlabeled outputs. Specifically, we first train a denoiser to map possibly invalid outputs to valid outputs using synthetic perturbations of the unlabeled outputs. Second, we train a predictor composed with this fixed denoiser. We show theoretically that for a family of functions with a discrete valid output space, composing with a denoiser reduces the complexity of a 2-layer ReLU network needed to represent the function and that this complexity gap can be arbitrarily large. We evaluate the framework empirically on several datasets, including image generation from attributes and pseudocode-to-code translation. On the SPoC pseudocode-to-code dataset, our framework improves the proportion of code outputs that pass all test cases by 3-4% over a baseline Transformer.

1 Introduction

We study problems whose outputs have validity constraints. For example, in pseudocode-to-code translation, the output code must compile. Other examples include natural language translation and molecule generation, where outputs should be grammatically correct or chemically valid, respectively. State-of-the-art models typically learn the input-output mapping from expensively-obtained labeled data [14, 30, 18, 24], which may not contain enough examples to learn a complex validity structure on high-dimensional output spaces. However, there are often lots of “unlabeled” outputs—outputs without a corresponding input (e.g., GitHub has over 38 million public code repositories as of June 2020). How do we leverage these with a much smaller amount of labeled input-output pairs to improve accuracy and validity?

In this paper, we present *predict-and-denoise*, a framework in which we compose a *base predictor*, which maps an input to a possibly invalid output, with a *denoiser*, which maps the possibly invalid output to a valid output. We first train the denoiser on synthetic perturbations of unlabeled outputs. Second, we train the base predictor composed with the fixed denoiser on the labeled data (Figure 1 left). By factorizing into two modules, base predictor and denoiser, the framework allows the base predictor to be simpler by offloading the complexity of modeling the output validity structure to the denoiser, which has the benefit of being trained on much more data.

We aim to lay down a principled framework for using unlabeled outputs with theoretical justification for improving sample efficiency by reducing the complexity of the learned base

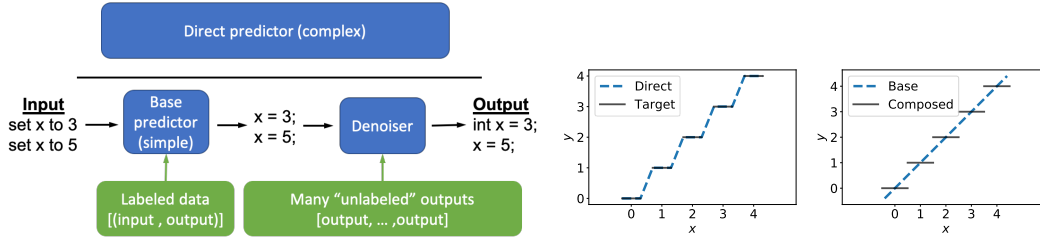


Figure 1: **(Left)** The predict-and-denoise framework: First, a denoiser is learned using synthetic perturbations of a large number of unlabeled outputs. Second, a base predictor composed with the denoiser is learned with labeled data. Composing with a denoiser allows the base predictor to be simpler, improving generalization. **(Middle)** Univariate regression example where a staircase function requires a complex linear spline fit. **(Right)** A simple linear function can fit a staircase function when composed with a denoiser which projects onto the valid outputs (the integers).

predictor. Figure 1 (middle,right) shows a pictorial example of a staircase function where valid outputs are integers and requires a complex spline to represent. When composed with a denoiser (which rounds to the nearest integer), a simple linear base predictor can represent the staircase function. We theoretically show that our framework reduces the complexity of a 2-layer ReLU network needed to represent a family of functions on a discrete valid output set. This complexity gap can be arbitrarily large depending on the stability of the target function being learned. We expect such a lower complexity function to be learnable with fewer samples, improving generalization of the learned base predictor.

Empirically, we show on an image generation dataset and two pseudocode-to-code datasets (synthetic and SPOC [14]) that the predict-and-denoise framework improves test performance across both continuous and discrete output data modalities. In image generation, our framework improves the clarity and styling of font images by learning a low-complexity base predictor to generate an abstract image while the denoiser sharpens the image. For pseudocode-to-code, we consider the more difficult full-program translation task rather than line-by-line translation (with compiler side information) studied by previous work [14, 35]. We first study a synthetic pseudocode-to-code dataset where the denoiser simplifies the base predictor by helping with global type inference. On SPOC, a recent pseudocode-to-code dataset on programming competition problems, we improve the proportion of correct programs by 3-4% points over a baseline Transformer. In comparison to a line-by-line LSTM with attention-based copying [14, 11], we improve by 7.4% on generalizing to new pseudocode (SPOC TESTW test set) and approach the line-by-line result on the more difficult task of generalizing to new pseudocode and code (SPOC TESTP test set).

Our framework is in contrast to semi-supervised learning techniques, which use unlabeled *inputs* [29, 17, 4]. These works typically study classification problems with little output structure to learn other than the label distribution (to handle label shift) [15, 1]. Another way to utilize unlabeled data from the machine translation literature is to use self-supervised pretraining via language modeling on both the source and target languages [21, 28]. Our framework is orthogonal to pretraining and can leverage pretraining for complementary benefits in pseudocode-to-code translation.

2 Setup

We consider prediction problems from an input space \mathcal{X} (e.g., pseudocode) to an output space \mathcal{Y} (e.g., code) where there is an unknown subset of *valid* outputs $\mathcal{V} \subseteq \mathcal{Y}$ (e.g., code

that compiles). We assume that the true output is always valid (in \mathcal{V}). We have a labeled dataset $(x_1, y_1), \dots, (x_n, y_n)$ where $x_i \in \mathcal{X}$ and $y_i \in \mathcal{V}$. We assume access to a large number of unlabeled output examples $(\tilde{y}_1, \dots, \tilde{y}_m)$ from \mathcal{V} . We do not assume access to any black box function for testing validity (whether $y \in \mathcal{V}$ or not), allowing for general problems such as language generation where output validity is imprecisely characterized or hard to test.

A predictor $f : \mathcal{X} \rightarrow \mathcal{Y}$ from a chosen hypothesis class \mathcal{H} maps from inputs to the ambient output space. Our goal is to improve the predictor by leveraging information about the valid space \mathcal{V} from the unlabeled examples $\{\tilde{y}_i\}_{i=1}^m$. We will approach this via *denoisers* on the output space. A denoiser $\Pi : \mathcal{Y} \rightarrow \mathcal{V}$ takes a possibly invalid output in \mathcal{Y} and projects it to a valid output in \mathcal{V} . Using unlabeled output examples, we can learn an approximate denoiser to incorporate output structure.

Base, composed, and direct predictors. Let $\|\cdot\|$ be a norm on \mathcal{H} . Let $\Pi \circ f_{\text{base}}$ be a *composed predictor* that is supposed to represent f^* (that is, $\Pi \circ f_{\text{base}} = f^*$ on \mathcal{X}). In the context of a composed predictor, we call f_{base} the *base predictor*. We compare against $f_{\text{direct}} \in \arg \min_{f \in \mathcal{H}} \{\|f\| : f(x) = f^*(x), x \in \mathcal{X}\}$, a minimum norm *direct predictor* which represents f^* .

3 Denoisers can reduce model complexity

In this section, we study direct and composed predictors from an approximation point of view and use complexity measures on predictors as surrogates for sample complexity. We assume access to a denoiser $\Pi : \mathcal{Y} \rightarrow \mathcal{V}$ which projects to the nearest valid output for an appropriate metric on the output space (breaking ties arbitrarily). We aim to represent a target function $f^* : \mathcal{X} \rightarrow \mathcal{V}$. In Section 3.1, we give a simple example for when composing with a denoiser ($\Pi \circ f_{\text{base}}$) can drastically reduce the complexity of the learned predictor. Since f_{base} becomes easier to approximate, we may expect better generalization [2, 20, 32, 31]. In Section 3.2, we theoretically show for two-layer ReLU networks that the complexity required to directly represent f^* can be arbitrarily larger than representing with a composed predictor depending on the stability of f^* .

3.1 Motivating example

Figure 1 shows a staircase function f^* that requires a complex direct predictor f_{direct} but the minimum norm base predictor f_{base}^* has low complexity. For $0 < \delta < 1$, let the input space $\mathcal{X} = \uplus_{i=1}^N [i - (1 - \delta)/2, i + (1 - \delta)/2]$ be a union of N disjoint intervals and the valid outputs $\mathcal{V} = \mathbb{Z}$ be the integers, a subset of the ambient output space $\mathcal{Y} = \mathbb{R}$. The staircase function is $f^*(x) = \lfloor x \rfloor$ defined on \mathcal{X} , which rounds a linear function onto the integers. Following Savarese et al. [23], we define the norm of a univariate function $f : \mathbb{R} \rightarrow \mathbb{R}$ as

$$\|f\| = \frac{1}{2} \max \left(\int_{-\infty}^{\infty} |f''(x)|^2 dx, |f'(-\infty) + f'(+\infty)| \right). \quad (1)$$

This norm measures the (lack of) stability of f . Complex functions will have a higher norm.

Consider representing f^* with linear splines, a family of piecewise linear functions. In linear splines, the norm in Equation (1) becomes the sum of absolute changes in slope between piecewise segments (and its maximum with the slopes of the first and last pieces). If we represent f^* directly with a linear spline f_{direct} , the norm of f_{direct} has to be large due to the large number of slope changes: $\|f_{\text{direct}}\| = (N - 1)/\delta$ (Figure 1 left).

Suppose we have access to a denoiser $\Pi(y) = \lfloor y \rfloor$, which projects onto $\mathcal{V} = \mathbb{Z}$. Then a linear function f_{base}^* composed with Π can represent the staircase on \mathcal{X} , reducing the norm to 1 (Figure 1 right). By not requiring f_{base}^* to represent the local complexity and discreteness in f^* , the base predictor f_{base}^* better captures the underlying globally linear structure of f^* .

3.2 Analysis for 2-layer ReLU networks

We extend to more general hypothesis classes and high dimensional outputs. Our setting is motivated by the task of generating images of font characters from attributes, which we study empirically in Section 5.1. In this image generation task, there is a discrete set of valid font images in the continuous ambient output space. In this section, we take the valid set $\mathcal{V} = \{y_1^*, \dots, y_N^*\}$ to be a discrete set over N output values in \mathbb{R}^k and f^* is a piecewise constant function defined on N disjoint intervals $\mathcal{X} = \uplus_{i=1}^N [x_i^l, x_i^u]$ (in ascending order), where there is a $\delta > 0$ gap between each interval and the next. The target function f^* is defined such that if $x \in [x_i^l, x_i^u]$, then $f^*(x) = y_i^*$.

We study 2-layer ReLU networks, often studied as a first step towards understanding the expressivity of neural networks [19, 23, 8]. Following Savarese et al. [23], we define $f_\theta \in \mathcal{H}$ as

$$f_\theta(x) = \sum_{l=1}^h w_l^{(2)} \left[\langle w_l^{(1)}, x \rangle + b_l^{(1)} \right]_+ + b_l^{(2)}$$

on $x \in \mathbb{R}^d$, where we will take $d = 1$ throughout. Here, $[x]_+ = \max(x, 0)$ is the element-wise ReLU nonlinearity. The parameters θ contain the hidden unit size $h \in \mathbb{N}$ and all weights and biases. We let $W^{(1)} \in \mathbb{R}^{h \times d}$ denote the matrix with $w_l^{(1)} \in \mathbb{R}^d$ as rows and let $b^{(1)}, b^{(2)}, w^{(2)} \in \mathbb{R}^h$ be vectors with $b_l^{(1)}, b_l^{(2)}, w_l^{(2)} \in \mathbb{R}$ as elements respectively. We let Θ denote this parameter space.

Measure of complexity. Following Savarese et al. [23], the complexity of a network is associated with the squared Euclidean norm of the weights

$$C(\theta) = \frac{1}{2} (\|w^{(2)}\|_2^2 + \|W^{(1)}\|_F^2).$$

The norm of $f \in \mathcal{H}$ is the minimum norm required to represent f :

$$\|f\| = \inf_{\hat{\theta} \in \Theta} C(\hat{\theta}) \text{ s.t. } f_{\hat{\theta}} = f. \quad (2)$$

Savarese et al. [23] showed that this norm is equivalent to Equation 1 for univariate networks. Since these complexity measures are typically found in generalization error bounds [2, 20], we would expect to improve generalization error by reducing these complexity measures.

Minimum complexity reduces with a denoiser. Given $\Pi(y) \in \arg \min_{y^* \in \mathcal{V}} \|y^* - y\|_2$ which is projection onto \mathcal{V} (breaking ties arbitrarily), we want to study the ratio of norms between f_{direct} that represents f^* directly and the minimum norm base predictor that represents f^* :

$$f_{\text{base}}^* = \arg \min_{f \in \mathcal{H}} \{ \|f\| : \Pi \circ f(x) = f^*(x), x \in \mathcal{X} \}. \quad (3)$$

Note that $\|f_{\text{base}}^*\| \leq \|f_{\text{direct}}\|$ since f_{direct} is a feasible solution, meaning that we cannot increase the norm by composing.

<pre> 1 2 instantiate var_7; 3 read var_7 from stdin; 4 instantiate var_5; 5 read var_5 from stdin; 6 set var_9 to 34; 7 set var_9 to 10 plus var_9; 8 add "str_0" to the end of var_7; 9 set var_5 to max of var_5 and var_9; 10 print var_7; 11 output var_5; 12 print var_9; </pre>	<pre> 1 int main() { 2 string var_7; 3 cin >> var_7; 4 int var_5; 5 cin >> var_5; 6 int var_9 = 34; 7 var_9 += 10; 8 var_7 += "str_0"; 9 var_5 = max(var_5, var_9); 10 cout << var_7; 11 cout << var_5; 12 cout << var_9; 13 return 0; } </pre>	<pre> 1 int main() { 2 string var_7; 3 cin >> var_7; 4 bool var_5; 5 cin >> var_5; 6 int var_9 = 34; 7 var_9 += 10; 8 var_7 += "str_0"; 9 var_5 = max(var_5, var_9); 10 cout << var_7; 11 cout << var_5; 12 cout << var_9; 13 return 0; } </pre>
--	---	--

Figure 2: **(Left-Middle)** Example pseudocode and code from the synthetic dataset. Since the pseudocode is ambiguous, variable types and whether to instantiate a variable must be inferred. **(Right)** Random corruption used to train a denoiser from corrupted to valid code. The denoiser must infer the correct type of `var_5` from other lines.

Adjacent intervals measure stability. Our result depends crucially on the number of *non-adjacent* pairs of intervals in f^* . Suppose the output dimension is $k = 1$. We define a pair of interval indices $(i, i + 1)$ as *adjacent* if there is no valid output value $y \in \mathcal{V}$ such that either $y_i^* < y < y_{i+1}^*$ or $y_{i+1}^* < y < y_i^*$ hold. The number of non-adjacent interval pairs characterizes the instability of f^* . Let $|J|$ be the number of non-adjacent pairs and $|I|$ be the number of adjacent pairs, where $|I| + |J| = N - 1$. Our bound also depends on $L = \min_i |y_i^* - y_{i+1}^*|$ and $U = \max_i |y_i^* - y_{i+1}^*|$, the min and max separation between valid points. For higher output dimensions, let $y_{i,j}^*$ be the j -th output coordinate of the i -th valid point and let $|J_j|, |I_j|, L_j, U_j$ be the analogous quantities for each output coordinate $j \in [k]$. **Theorem 1.** *Let the valid output space \mathcal{V} be a set over N output values $\{y_1^*, \dots, y_N^*\}$ in $\mathcal{V} = \mathbb{R}^k$. Let f^* be a piecewise constant function defined on $\mathcal{X} = \uplus_{i=1}^N [x_i^l, x_i^u]$ where $f^*(x) = y_i^*$ if $x \in [x_i^l, x_i^u]$. Let Δ_x be the length of the smallest interval in \mathcal{X} . Then*

$$\frac{\|f_{direct}\|}{\|f_{base}^*\|} = \Omega \left(\frac{N \max_j L_j}{\sum_{j=1}^k U_j (|J_j| + \delta \frac{|J_j|}{\Delta_x})} \right) \quad (4)$$

See Appendix A for a proof. If $|J_j|$ are sublinear in N and valid points are evenly spaced, then the gap is $\Omega(1/\delta)$ which can be arbitrarily large for a fixed output dimension as $\delta \rightarrow 0$ and $N \rightarrow \infty$. If any $|J_j|$ is linear in N (many non-adjacent intervals), then there is only a constant factor gap in the worst case.

Overall, if f^* does not change very quickly with respect to its discrete output space, we can learn a much simpler underlying function which still represents f^* when composed with the denoiser. Since we theoretically study the minimum norm base predictor $\|f_{base}^*\|$, in practice we need to regularize the norm of the base predictor in order to find this low complexity solution.

4 Predict-and-denoise framework

In Section 3, we assumed access to a denoiser Π that maps output $y \in \mathcal{Y}$ to a valid output $\Pi(y) \in \mathcal{V}$, allowing the min-norm base predictor f_{base}^* to have much lower complexity. In this section, we are not given a denoiser but instead have access to a large number of unlabeled outputs $\tilde{y}_1, \dots, \tilde{y}_m \in \mathcal{V}$. We present *predict-and-denoise*, a framework for utilizing unlabeled output examples to simplify models. In this framework, we first use self-supervised learning on the unlabeled outputs to learn an approximate denoiser Π , and then use Π (which is now fixed) to learn a composed predictor $\Pi \circ f_\theta$. Here, f_θ is the learned base predictor with parameters θ .

Figure 2 (left-middle) gives an example input-output pair in a pseudocode-to-code task. Notice that much of the translation can be done on a local line-by-line basis, but type inference and whether to instantiate a new variable requires a global view. Using the predict-and-denoise framework, the model could learn to make code translations on a mostly local, line-by-line basis (a simpler solution) while relying on the denoiser to correct types globally.

Learning the denoiser. Assume that as domain knowledge, we have a noising distribution $q(\tilde{y}' | \tilde{y})$ over outputs given a valid output \tilde{y} . Figure 2 (middle) gives an example of an output program in a pseudocode-to-code translation task. Here, a noising distribution may make random semantic and syntactic corruptions such as changing types or removing semicolons and parentheses (Figure 2 right). The denoising objective here is to recover the original code from corrupted code. More generally, given the noising distribution, we train a probabilistic model $p_\beta(\tilde{y} | \tilde{y}')$ on output pairs (\tilde{y}', \tilde{y}) where $\tilde{y}' \sim q(\cdot | \tilde{y})$. We train the probabilistic model by maximizing the log-likelihood

$$\text{maximize}_\beta \mathbb{E}_{\tilde{y}}[\mathbb{E}_{\tilde{y}' \sim q}[\log p_\beta(\tilde{y} | \tilde{y}')]] \quad (5)$$

using unlabeled output samples. The denoiser $\Pi_\beta(\tilde{y}') = \arg \max_{\tilde{y}} p_\beta(\tilde{y} | \tilde{y}')$ is defined via the probabilistic model.

Learning the composed predictor. In this step, we fix the learned denoiser Π_β and learn the composed predictor $\Pi_\beta \circ f_\theta$ on labeled examples. We train a probabilistic model p_θ for the base predictor by optimizing

$$\text{maximize}_\theta \mathbb{E}_{x,y}[\mathbb{E}_{y' \sim p_\theta}[\log p_\beta(y | y')]] + \lambda \mathbb{E}_{x,y}[\log p_\theta(y | x)]. \quad (6)$$

The first term maximizes a lower bound on the log-likelihood of the composed predictor via p_β and p_θ (see Appendix D). We optimize a lower bound since optimizing the log-likelihood directly requires computing an intractable partition function over the high-dimensional output space. The second term is the log-likelihood of only p_θ . We define the base predictor $f_\theta(x) = \arg \max_y p_\theta(y | x)$.

Since the learned Π_β is imperfect, the hyperparameter λ in the objective trades off between fitting the composition $\Pi_\beta \circ f_\theta$ and fitting f_θ directly to the data. For discrete output spaces, the first term in this objective involves an expectation over a discrete space of outputs. Depending on the model and the task, optimizing this objective may require REINFORCE [33] or a Gumbel-softmax reparameterization [10, 16]. The direct predictor is only trained with the second term of our objective $\mathbb{E}_{x,y}[\log p_\theta(y | x)]$.

5 Experiments

We evaluate the denoise-and-compose framework on two tasks: image generation from given attributes and full-program pseudocode-to-code translation. These tasks show the benefits of denoise-and-compose on both continuous and discrete output spaces. In image generation, denoise-and-compose models generate clearer images with less artifacts using a small number of labeled examples. For *full-program* pseudocode-to-code translation in SPOC [14], a recent pseudocode-code dataset, our framework improves the proportion of test output programs that pass all test cases by 3-4% points over a baseline Transformer and achieves comparable or better results to a line-by-line translation model from previous work [14].




Figure 3: Generated letters A-J for 10 randomly selected fonts. **(a)** The direct predictor makes blurry outputs with many artifacts. **(b)** The composed predictor (base + denoiser) makes clearer outputs with more distinct font patterns. **(c)** The improvement comes from leveraging output structure learned by the denoiser. This allows the base predictor to produce blurrier outputs corresponding to a lower norm model.

5.1 Image generation from attributes

We evaluate the predict-and-denoise framework on a font image generation task where the ambient output space is continuous. We also validate the theory from Section 3, which suggested that when using the squared Euclidean (L2) norm of the weights as the measure of complexity, the complexity of a minimum-norm base predictor f_{base}^* that represents a function when composed with Π can be much smaller than the complexity of a direct predictor f_{direct} that represents the same function. This suggests that the L2 norm of the base predictor (part of the composed predictor) can be regularized more. In particular, we show the effectiveness of L2 regularization on composed predictors. Qualitatively, image samples from our composed predictor are clearer and has less artifacts.

Prediction task and denoising objective. We consider a font image generation task where the inputs are two one-hot vectors corresponding to the character identity (out of 62 possible) and the font of the character to generate (out of 100 fonts). The outputs are 32×32 grayscale images. In this task, valid/well-formed font images have cleanly defined lines and adhere to the given certain font style. We train using the pixel-wise squared error loss for all models. To train the composed predictor, we set $\lambda = 0$ in (6), using only the composed loss. The denoising objective is to sharpen additional unlabeled font images that have been blurred by a Gaussian blur filter with randomly sampled radii in $[0, 2]$.

Data. We use a dataset of 56k fonts originally scraped from the Internet [3]. Out of the 6200 labeled examples (62 characters \times 100 fonts), we split randomly into 2500 training examples, 100 validation examples, and 3600 test examples. The training examples contain a random subset of the characters for each font, and the models must generate the unseen characters of each font with the correct font styling at test-time. We have additional unlabeled images for $\sim 50\text{k}$ other fonts to train the denoiser.

Models and metrics. The base predictor f_{θ} and the direct predictor f_{direct} are both 7-layer fully-connected networks (see Appendix B). The denoiser Π_{β} is a 3-layer U-Net [22] for this image-to-image translation task. We test image sample quality directly by computing the squared error with respect to ground truth test images. Given a test example (x, y) , the

	Test MSE
Direct	0.193
Composed	0.171

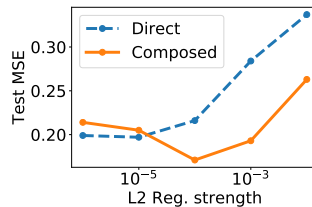


Figure 4: Test MSE on font image generation. **(Left)** Results when L2 regularization strength is tuned with the validation set. **(Right)** Varying L2 regularization strength ($1e-6$ to $1e-2$) for direct and composed predictors. While similar at low regularization, increasing the regularization strength improves the composed predictor while hurting the direct predictor.

test MSE of a predictor f is $\|f(x) - y\|_2^2$. We also visualize the predicted images for some randomly-selected fonts for comparison (Figure 3).

Results and effect of regularization We plot test MSE with varying L2 regularization strength for direct and composed predictors in Figure 4 (right). When the regularization strength is tuned on the validation set (Figure 4 left), the composed predictor with L2 regularization achieves an 11% reduction in test MSE compared to the best direct predictor test error. We also found that the direct predictor test MSE increases when its outputs are processed by the denoiser at test time. Why does the composed predictor with regularization have better generalization to new characters? Section 3 suggests that composing with a denoiser allows for lower norm solutions. Since L2 regularization biases towards lower L2 norm solutions, we are able to find a lower norm solution that generalizes better. As seen in Figure 3, the base predictor trained with regularization outputs noisy gray images, suggesting that it has learned a low complexity model. In contrast, L2 regularization does not improve the direct predictor since directly outputting clearly defined lines and transitions between black and white pixels requires a relatively high complexity model and the L2 norm cannot be further regularized.

5.2 Pseudocode-to-code

We evaluate predict-and-denoise on pseudocode-to-code translation, where the ambient output space is discrete. We evaluate on two pseudocode-to-code datasets (synthetic in Section 5.2.1 and SPoC in Section 5.2.2). On SPoC, our framework improves the proportion of programs that pass all test cases by 3-4% points over a baseline Transformer and has competitive or better results on two test sets to line-by-line models [14].

Prediction task and denoising objective. We consider full-program pseudocode-to-code translation, where inputs \mathcal{X} are human-generated pseudocode. The ambient output space \mathcal{Y} is all possible strings and the set of valid outputs \mathcal{V} are strings that compile with the `g++` compiler. In contrast to previous works which explicitly decompose the problem into line-by-line translation and use information from the compiler [14, 35], we translate the entire program at once without compiler access. Following Yasunaga and Liang [35], the denoising objective for both pseudocode-to-code datasets consists of repairing random semantic and syntactic corruptions of unlabeled code examples, including changing types, introducing variable shadowing in nested scopes, and removing tokens like `;`, `<` (see Appendix E).

Models and regularization. We use a Transformer for both the base predictor and the denoiser. In all models, we use a combination of weight decay, dropout, attention dropout,

	Compile Err	Exec Err	Correct
Direct	49.4	16.2	34.4
Pretrained	38.2	7.4	54.4
Composed	24.2	7.6	68.2

Table 1: Results on synthetic pseudocode-to-code task. Proportion of generated code (%) resulting in a compilation error, other error, or correct code.

	Compile Err	Exec Err	Correct
SPOC TESTP			
Direct	75.5	12.3	12.2
Pretrained	75.3	10.0	14.8
Composed	74.2	10.4	15.4
Line-by-line ref. [14]	-	-	17.8
SPOC TESTW			
Direct	48.7	16.6	34.5
Pretrained	47.5	15.4	37.0
Composed	46.1	15.8	38.1
Line-by-line ref. [14]	-	-	30.7

Table 2: Results on SPOC pseudocode-to-code test sets, showing proportion of outcomes of generated code (%).

and ReLU dropout as regularization, which improves the performance of the direct model in this task and is necessary for the predict-and-denoise framework. We set these to reasonable defaults used by Guzmán et al. [9] (see Appendix E). To train the composed predictor, we use $\lambda = 1$ to balance between the fitting the composed and direct objectives. During inference, we use a greedy decoding for simplicity (without beam search). Problem-specific optimizations such as beam search and querying a compiler during inference are possible ways to improve the results further.

Pretraining baseline. In machine translation, a standard way to incorporate unlabeled outputs is to pretrain the encoder/decoder using language modeling on monolingual data [21, 28, 6]. In our task, pseudocode and code are similar in that they share variable names, values, and keywords. Due to this similarity, we consider a pretrained predictor which is pretrained with the denoising objective on unlabeled code and then trained on labeled examples, utilizing a shared encoder/decoder vocabulary. We find that pretraining on the output space improves performance in pseudocode-to-code translation and that our framework provides complementary benefits beyond pretraining.

Metrics. A generated program has three possible outcomes: compilation error, execution error, or correct. A program is *correct* if, executed on a predetermined set of input test cases to the program, its outputs match the predetermined set of gold outputs. We measure the proportion of programs that fall into each of these outcomes.

5.2.1 Synthetic dataset

Pseudocode specifies local information but there are global consistency constraints that need to be enforced (Figure 2). Modeling everything directly requires a complex model. With predict-and-denoise, the base predictor f_θ can do local translation while the denoiser Π enforces global constraints such as type correctness. To test this intuition, we generate a pseudocode to code synthetic dataset where the pseudocode specifies all but the declaration types (see Figure 2).

Dataset generation. The synthetic programs involve 1-4 variables (bools, ints, and strings) drawn from 10 possible variable names, which are first initialized (by user input or by a value in the program) and then processed by up to 1-5 random operations, including 3 unary operations per type and 2 binary operations on ints. Finally, the variables are printed to the console. All options are chosen uniformly at random. There are 100 possible integer

<pre> 1 set var_8 to "str_2"; 2 instantiate var_2; 3 read var_2 from stdin; 4 add "str_4" to the beginning of var_8; 5 set var_2 to false; 6 set var_5 to true; 7 if var_2 is true, swap the values of ← var_2 and var_5; 8 if var_2 is true, set var_2 to the ← value of var_5 and var_5 to the ← value of var_2; 9 output var_8 to stdout; 10 print var_2; 11 output var_5 to stdout; </pre>	<pre> 1 int main () { 2 string var_8 = "str_2"; 3 bool var_2; 4 cin >> var_2; 5 var_8 = "str_4" + var_8; 6 var_2 = false; 7 var_5 = true; 8 if (var_2) { 9 string temp = var_2; 10 var_2 = var_5; 11 var_5 = temp; } 12 if (var_2) { 13 bool temp = var_2; 14 var_2 = var_5; 15 var_5 = temp; } 16 cout << var_8; 17 cout << var_2; 18 cout << var_5; 19 return 0; } </pre>	<pre> 1 int main () { 2 string var_8 = "str_2"; 3 bool var_2; 4 cin >> var_2; 5 var_8 = "str_4" + var_8; 6 var_2 = false; 7 bool var_5 = true; 8 if (var_2) { 9 bool temp = var_2; 10 var_2 = var_5; 11 var_5 = temp; } 12 if (var_2) { 13 bool temp = var_2; 14 var_2 = var_5; 15 var_5 = temp; } 16 cout << var_8; 17 cout << var_2; 18 cout << var_5; 19 return 0; } </pre>
--	---	--

Figure 5: **(Left-Middle)** Example input and output of the base predictor on the synthetic dataset. **(Right)** Output of the denoiser, which instantiates `var_5` and corrects the type of `temp`.

values and 10 possible string values. For our dataset, we generate 1000 labeled examples and 20000 unlabeled code examples. See Appendix C for more details.

Results. Table 1 shows the results for a direct Transformer model, a pretrained Transformer (pretrained using the denoising dataset), and a composed predictor initialized from the pretrained model. The composed predictor improves the proportion of correct programs over direct training by 33.8% and over pretraining by 13.8%. We can also apply the learned denoiser to the outputs of the direct and pretrained predictors at test time, which reduces the improvement to 28.2% and 5.8% respectively. Figure 5 gives an example input with the output of the base and composed predictors. Taking the denoiser into account, the base predictor does not have to output all the correct variable types. In this case, the denoiser correctly instantiates `var_5` and corrects the type of `temp`.

5.2.2 SPoC

Finally, we evaluate on the challenging SPoC pseudocode-to-code dataset [14], which contains code scraped from `codeforces.com` and pseudocode written by crowdsourced workers. Since we consider the full-program translation task instead of line-by-line as in previous works [14, 35], we filter out training examples where the code is longer than 1000 characters after pre-processing, retaining over 95% (11355/11925) of all the training examples. We use the two given SPoC test sets, TESTP and TESTW. TESTP tests for generalization to unseen problems, while TESTW tests for generalization to pseudocode written by different workers. We report results on the full (unfiltered) test sets.

Denoising objective. We use random syntactic and semantic corruptions of additional $\sim 280k$ unlabeled code examples from `codeforces.com` as in Yasunaga and Liang [35]. Previous program repair works [35] utilize extra information such as compilation error messages to guide the repair model. We only use code as input, and thus the repair task is relatively difficult. We define p_β in two parts. First, we train a binary classifier $g_\gamma : \mathcal{Y} \rightarrow \{0, 1\}$ which detects if a program has an error (error is label 1), trained using the denoising dataset. For an output y' , if $g_\gamma(y') = 0$ then we define $p_\beta(y | y') = \delta(y')$ to be a delta distribution on y' . Otherwise, if $g_\gamma(y') = 1$, then $p_\beta(y | y') = p_\nu(y | y')$, where p_ν is a Transformer. The Transformer p_ν is first pretrained using a line-wise code repair dataset generated from unlabeled examples, then trained on full-program repair where the input program has one random corrupted line with probability 0.75. Thus, taking $\beta = (\gamma, \nu)$, we have $\Pi_\beta(y') = y'$ if $g_\gamma(y') = 0$ and $\Pi_\beta(y') = \arg \max_y p_\nu(y | y')$ otherwise.

Results. On both test sets, predict-and-denoise improves the proportion of correct code over the direct predictor by 3-4% and the pretrained model by about 1% (Table 3). Applying the denoiser to the direct and pretrained models during test time did not improve their performance. We approach top-1 performance of a line-by-line LSTM with attention-based copying [14] on TESTP and improve upon it by 7.4% on TESTW despite considering the more difficult full-program generation task.

6 Related work and discussion

Semi-supervised learning. Like semi-supervised learning, our predict-and-denoise framework leverages large amounts of unlabeled data. However, semi-supervised learning works have typically used unlabeled *input* data [29, 17, 27, 4], whereas we have “unlabeled” outputs. Unlabeled outputs are harder to incorporate due to the feed-forward nature of models; in discrete output spaces, we must use gradient estimates like REINFORCE. If both unlabeled inputs and outputs are available, our method is complementary with semi-supervised methods that use unlabeled inputs.

Machine translation. Machine translation methods use monolingual data in both the source and target languages to improve their models [26, 5]. Pretraining methods typically use language modeling on the source and target monolingual data to initialize the encoder and decoder, respectively [21, 28, 6]. Back-translation methods generate additional synthetic parallel examples from a target to source model [26]. Predict-and-denoise has the orthogonal goal of targeting model simplicity, which we show gives additional gains on top of pretraining. We believe that our method should also be complementary with back-translation, but leave this for future work.

Semantic parsing. Some recent semantic parsing works have explicitly provided model with constraints on the output, such as reframing the problem as transducing an input into an abstract syntax tree (AST) and enforcing type constraints [36, 12, 34, 7]. Krishnamurthy et al. [12] note that enforcing type constraints during training not only prevents invalid outputs but also improves generalization, supporting our results. While these methods are useful when the validity structure is known and well-defined, we focus on extracting this unknown structure from unlabeled output data.

7 Conclusion

Many tasks in machine learning are no longer classification or regression but require generating outputs with rich structure (images, text, music, proteins, etc.), for which unpaired outputs are very common. We introduce the predict-and-denoise framework, in which we compose a predictor with a denoiser trained on unpaired outputs. Open questions include whether we can train in a more differentiable way for discrete output spaces and how to choose the best denoising objective for a given prediction task.

8 Acknowledgements

We thank Michi Yasunaga, Robin Jia, Albert Gu, and Karan Goel for helpful discussions and comments. SMX is supported by an NDSEG Graduate Fellowship. The work is partially supported by a PECASE award, SDSI, and SAIL at Stanford University.

References

- [1] K. Azizzadenesheli, A. Liu, F. Yang, and A. Anandkumar. Regularized learning for domain adaptation under label shifts. In *International Conference on Learning Representations (ICLR)*, 2019.
- [2] P. Bartlett, D. J. Foster, and M. Telgarsky. Spectrally-normalized margin bounds for neural networks. In *Advances in Neural Information Processing Systems (NeurIPS)*, 2017.
- [3] E. Bernhardsson. Analyzing 50k fonts using deep neural networks, 2016.
- [4] D. Berthelot, N. Carlini, I. Goodfellow, N. Papernot, A. Oliver, and C. Raffel. Mixmatch: A holistic approach to semi-supervised learning. *arXiv*, 2019.
- [5] Y. Cheng, W. Xu, Z. He, W. He, H. Wu, M. Sun, and Y. Liu. Semi-supervised learning for neural machine translation. In *Association for Computational Linguistics (ACL)*, 2016.
- [6] J. Devlin, M. Chang, K. Lee, and K. Toutanova. BERT: Pre-training of deep bidirectional transformers for language understanding. In *Association for Computational Linguistics (ACL)*, pages 4171–4186, 2019.
- [7] L. Dong and M. Lapata. Language to logical form with neural attention. In *Association for Computational Linguistics (ACL)*, 2016.
- [8] R. Eldan and O. Shamir. The power of depth for feedforward neural networks. In *Conference on Learning Theory (COLT)*, 2016.
- [9] F. Guzmán, P. Chen, M. Ott, J. Pino, G. Lample, P. Koehn, V. Chaudhary, and M. Ranzato. Two new evaluation datasets for low-resource machine translation: Nepali-English and sinhala-English. *arXiv*, 2019.
- [10] E. Jang, S. Gu, and B. Poole. Categorical reparameterization with Gumbel-softmax. *arXiv preprint arXiv:1611.01144*, 2017.
- [11] R. Jia and P. Liang. Data recombination for neural semantic parsing. In *Association for Computational Linguistics (ACL)*, 2016.
- [12] J. Krishnamurthy, P. Dasigi, and M. Gardner. Neural semantic parsing with type constraints for semi-structured tables. In *Empirical Methods in Natural Language Processing (EMNLP)*, 2017.
- [13] T. Kudo and J. Richardson. Sentencepiece: A simple and language independent subword tokenizer and detokenizer for neural text processing. In *Empirical Methods in Natural Language Processing (EMNLP)*, 2018.
- [14] S. Kulal, P. Pasupat, K. Chandra, M. Lee, O. Padon, A. Aiken, and P. Liang. Spoc: Search-based pseudocode to code. In *Advances in Neural Information Processing Systems (NeurIPS)*, 2019.
- [15] Z. C. Lipton, Y. Wang, and A. J. Smola. Detecting and correcting for label shift with black box predictors. In *International Conference on Machine Learning (ICML)*, 2018.
- [16] C. J. Maddison, A. Mnih, and Y. W. Teh. The concrete distribution: A continuous relaxation of discrete random variables. *arXiv preprint arXiv:1611.00712*, 2016.
- [17] T. Miyato, S. Maeda, S. Ishii, and M. Koyama. Virtual adversarial training: a regularization method for supervised and semi-supervised learning. *IEEE Transactions on Pattern Analysis and Machine Intelligence*, 2018.

- [18] O. Méndez-Lucio, B. Baillif, D. Clevert, D. Rouquié, and J. Wichard. De novo generation of hit-like molecules from gene expression signatures using artificial intelligence. *Nature Communications*, 11, 2020.
- [19] B. Neyshabur, R. Tomioka, and N. Srebro. In search of the real inductive bias: On the role of implicit regularization in deep learning. *arXiv*, 2014.
- [20] B. Neyshabur, S. Bhojanapalli, D. McAllester, and N. Srebro. Exploring generalization in deep learning. In *Advances in Neural Information Processing Systems (NeurIPS)*, 2017.
- [21] P. Ramachandran, P. J. Liu, and Q. V. Le. Unsupervised pretraining for sequence to sequence learning. *arXiv*, 2018.
- [22] O. Ronneberger, P. Fischer, and T. Brox. U-Net: Convolutional networks for biomedical image segmentation. *arXiv*, 2015.
- [23] P. Savarese, I. Evron, D. Soudry, and N. Srebro. How do infinite width bounded norm networks look in function space? *arXiv*, 2019.
- [24] A. W. Senior, R. Evans, J. Jumper, J. Kirkpatrick, L. Sifre, T. Green, C. Qin, A. Žídek, A. W. R. Nelson, A. Bridgland, H. Penedones, S. Petersen, K. Simonyan, S. Crossan, P. Kohli, D. T. Jones, D. Silver, K. Kavukcuoglu, and D. Hassabis. Improved protein structure prediction using potentials from deep learning. *Nature*, 577, 2020.
- [25] R. Sennrich, B. Haddow, and A. Birch. Neural machine translation of rare words with subword units. In *Association for Computational Linguistics (ACL)*, 2016.
- [26] R. Sennrich, B. Haddow, and A. Birch. Improving neural machine translation models with monolingual data. *arXiv*, 2016.
- [27] R. Shu, H. H. Bui, H. Narui, and S. Ermon. A DIRT-T approach to unsupervised domain adaptation. In *International Conference on Learning Representations (ICLR)*, 2018.
- [28] I. Skorokhodov, A. Rykachevskiy, D. Emelyanenko, S. Slotin, and A. Ponkratov. Semi-supervised neural machine translation with language models. In *AMTA 2018 Workshop on Technologies for MT of Low Resource Languages (LoResMT)*, 2018.
- [29] A. Tarvainen and H. Valpola. Mean teachers are better role models: Weight-averaged consistency targets improve semi-supervised deep learning results. In *Advances in neural information processing systems*, pages 1195–1204, 2017.
- [30] A. Vaswani, N. Shazeer, N. Parmar, J. Uszkoreit, L. Jones, A. N. Gomez, L. Kaiser, and I. Polosukhin. Attention is all you need. *arXiv preprint arXiv:1706.03762*, 2017.
- [31] C. Wei and T. Ma. Data-dependent sample complexity of deep neural networks via Lipschitz augmentation. In *Advances in Neural Information Processing Systems (NeurIPS)*, 2019.
- [32] C. Wei and T. Ma. Improved sample complexities for deep networks and robust classification via an all-layer margin. In *International Conference on Learning Representations (ICLR)*, 2020.
- [33] R. J. Williams. Simple statistical gradient-following algorithms for connectionist reinforcement learning. *Machine learning*, 8(3):229–256, 1992.
- [34] C. Xiao, M. Dymetman, and C. Gardent. Sequence-based structured prediction for semantic parsing. In *Association for Computational Linguistics (ACL)*, 2016.

- [35] M. Yasunaga and P. Liang. Graph-based, self-supervised program repair from diagnostic feedback. In *International Conference on Machine Learning (ICML)*, 2020.
- [36] P. Yin and G. Neubig. A syntactic neural model for general-purpose code generation. In *Association for Computational Linguistics (ACL)*, pages 440–450, 2017.

A Proof of Theorem 1

We recall the setting in Section 3, which compares the norm of 2-layer ReLU networks used to represent a family of piecewise constant functions directly versus in a composed manner. The input space $\mathcal{X} \subseteq \mathbb{R}$ is one-dimensional and the valid output space $\mathcal{V} \subset \mathcal{R}^k$ is a set of discrete points in a k -dimensional space. We first show a result for $k = 1$, then extend to higher k .

Suppose that the input and ambient output space are 1-dimensional ($\mathcal{X} \subset \mathbb{R}, \mathcal{Y} = \mathbb{R}$) and we use a model $f_{\text{base}} : \mathcal{X} \rightarrow \mathcal{Y}$ from the family of bounded-norm two-layer ReLU neural networks \mathcal{H} . The valid output space \mathcal{V} is a discrete set of points in \mathbb{R} , and the denoiser $\Pi : \mathbb{R} \rightarrow \mathcal{V}$ maps from real values to the nearest point in the valid set (breaking ties arbitrarily). We show that under certain conditions on the target function $f^* : \mathcal{X} \rightarrow \mathcal{V}$, we can use a small-norm base predictor composed with a denoiser ($\Pi \circ f_{\text{base}}$) to represent f^* , while directly representing f^* (without Π) requires a large norm.

Target function family. The target function f^* is defined on a union of disjoint intervals $\mathcal{X} = \uplus_{i=0}^{N-1} [x_i^l, x_i^u]$ where the subscript index orders the intervals such that $x_{i+1}^l - x_i^u = \delta > 0$. Thus, there is a gap δ between any two intervals. We assume that all interval lengths $x_i^u - x_i^l$ are at least Δ_x . Since \mathcal{V} is a discrete set of points, f^* is a piecewise constant function that takes a value $y_0^*, \dots, y_{N-1}^* \in \mathcal{V}$ in each of the N intervals. Each interval has a distinct value, such that $y_i^* \neq y_{i+1}^*$ for any $0 \leq i \leq N - 2$. We will slightly abuse notation throughout by referring to the index i of an interval as “interval i ”.

Hypothesis class and norm. Following Savarese et al. [23], we define the hypothesis class \mathcal{H} such that $f_\theta \in \mathcal{H}$ are

$$f_\theta(x) = \sum_{l=1}^h w_l^{(2)} \left[\langle w_l^{(1)}, x \rangle + b_l^{(1)} \right]_+ + b_l^{(2)} \quad (7)$$

over $x \in \mathbb{R}^d$, where we will take $d = 1$ throughout. Here, $w_l^{(1)} \in \mathbb{R}^d$ are rows of $W^{(1)} \in \mathbb{R}^{h \times d}$ and $b_l^{(1)}, b_l^{(2)}, w_l^{(2)} \in \mathbb{R}$ are elements of $b^{(1)}, b^{(2)}, w^{(2)} \in \mathbb{R}^h$ respectively. The parameter space for this hypothesis class is

$$\theta \in \Theta = \{ (h, W^{(1)}, b^{(1)}, w^{(2)}, b^{(2)}) : h \in \mathbb{N}, W^{(1)} \in \mathbb{R}^{h \times d}, w^{(2)}, b^{(1)}, b^{(2)} \in \mathbb{R}^h \}, \quad (8)$$

where the number of hidden units h can be unbounded. Note that since our function family is a piecewise function with a finite number of segments, a 2-layer ReLU network with a finite number of hidden units can exactly implement the function. Each network is associated with the squared Euclidean norm of the weights

$$C(\theta) = \frac{1}{2} (\|w^{(2)}\|_2^2 + \|W^{(1)}\|_F^2).$$

The norm associated with $f \in \mathcal{H}$ is the minimum norm required to implement a given f :

$$\|f\| = \inf_{\theta \in \Theta} C(\theta) \text{ s.t. } f_\theta = f. \quad (9)$$

Our one-dimensional result relies on the result of Savarese et al. [23] (Theorem 3.1) that for 2-layer ReLU networks, the norm can be rewritten as

$$\|f\| = \frac{1}{2} \max \left(\int_{-\infty}^{\infty} |f''(x)|^2 dx, |f'(-\infty) + f'(+\infty)| \right). \quad (10)$$

As a corollary, for one-dimensional functions, the minimum norm interpolant in \mathcal{H} has equivalent norm to the norm of a linear spline interpolation of the points [23].

A.1 Lower bound on $\|f_{\text{direct}}\|$

We use the norm equivalence between 2-layer ReLU networks and linear splines in one dimension to compare the norm of functions from \mathcal{H} that represent f^* with and without Π .

Lemma 1. *For piecewise constant target function f^* defined by endpoints at the points $(x_0^l, y_0^*), (x_0^u, y_0^*), \dots, (x_{N-1}^l, y_{N-1}^*), (x_{N-1}^u, y_{N-1}^*)$, any $f_{\text{direct}} \in \mathcal{H}$ has norm $\|f_{\text{direct}}\| \geq \sum_{i=0}^{N-2} \frac{|y_{i+1}^* - y_i^*|}{\delta}$.*

Proof. By Theorem 3.3 in Savarese et al. [23], the norm of a linear spline interpolation lower bounds $\|f_{\text{direct}}\|$ for any $f_{\text{direct}} \in \mathcal{H}$. We define a linear spline interpolation f of the $2N$ points as

$$f(x) = \begin{cases} y_i^* + \alpha_{2i}(x - x_i^l) & x_i^l \leq x \leq x_i^u, 0 \leq i \leq N-1 \\ y_i^* + \alpha_{2i+1}(x - x_i^u) & x_i^u \leq x \leq x_{i+1}^l, 0 \leq i \leq N-2 \end{cases} \quad (11)$$

where $\alpha_{2i+1} = \frac{y_{i+1}^* - y_i^*}{\delta}$ for $0 \leq i \leq N-2$ and $\alpha_{2i} = 0$ for $0 \leq i \leq N-1$. From Savarese et al. [23], we have that $\|f\| = \max(\sum_{j=0}^{2N-3} |\alpha_{j+1} - \alpha_j|, |\alpha_0 + \alpha_{N-2}|)$, which we lower bound with the first term. There are $N-1$ nonzero slopes α_j and each one contributes to the norm twice. Thus $\|f_{\text{direct}}\| \geq \|f\| = \frac{1}{2}(2 \sum_{i=0}^{N-2} \frac{|y_{i+1}^* - y_i^*|}{\delta})$. \square

A.2 Upper bound on $\|f_{\text{base}}^*\|$

We compute an upper bound on the norm of a min-norm base predictor f_{base}^* by construction. Consider learning a function $f_{\text{base}} \in \mathcal{H}$ where we make predictions as Π composed with f_{base} . For every value $y_i^* \in \mathcal{V}$, let (y_i^l, y_i^u) be the interval of values in \mathbb{R} closest to y_i^* . Thus, if $y \in (y_i^l, y_i^u)$ then Π maps y to y_i^* . Without loss of generality, we have assumed that Π breaks ties such that y_i^l does not map to y_i^* .

Adjacent intervals. Define interval i to be *adjacent* to $i+1$ if it satisfies either $y_i^u = y_{i+1}^l$ or $y_i^l = y_{i+1}^u - 1$, or equivalently, there is no target value $y_j^* \in \mathcal{V}$ in the interval (y_i^*, y_{i+1}^*) . Considering the i -th pair of intervals to be $(i, i+1)$, let I be the index set of adjacent pairs of intervals in f^* and J the index set of non-adjacent pairs, where $|I| + |J| = N-1$. Assume $\min_i |y_{i+1}^* - y_i^*| \geq L$, $\max_i |y_{i+1}^* - y_i^*| \leq U$ are the min and max separations between valid points.

Lemma 2. *The norm of the minimum-norm base predictor $\|f_{\text{base}}^*\|$ is upper bounded as*

$$\|f_{\text{base}}^*\| \leq \max\left(\frac{|J|U}{\delta} + \frac{|I|U}{\Delta_x}, \frac{U}{\Delta_x}\right). \quad (12)$$

Proof. We give an explicit construction \hat{f} in the univariate setting where the norm of \hat{f} upper bounds $\|f_{\text{base}}^*\|$. We define the construction \hat{f} via a set of points $(x_0, y_0), \dots, (x_{2N-1}, y_{2N-1})$ to linearly interpolate. For interval $1 \leq i \leq N-2$, we have two different cases describing the interval's relation with its previous and next intervals:

1. Same direction: if $y_{i-1}^* < y_i^* < y_{i+1}^*$, set $(x_{2i}, y_{2i}) = (x_{2i}^l, y_{2i}^l)$ and $(x_{2i+1}, y_{2i+1}) = (x_i^u, y_i^u)$. If $y_{i-1}^* > y_i^* > y_{i+1}^*$, set $(x_{2i}, y_{2i}) = (x_{2i}^l, y_{2i}^u)$ and $(x_{2i+1}, y_{2i+1}) = (x_i^u, y_i^l)$.
2. Change direction: if $y_{i-1}^* < y_i^* > y_{i+1}^*$, set $(x_{2i}, y_{2i}) = (x_{2i}^l, y_{2i}^l + \epsilon)$ and $(x_{2i+1}, y_{2i+1}) = (x_i^u, y_i^l + \epsilon)$. If $y_{i-1}^* > y_i^* < y_{i+1}^*$, set $(x_{2i}, y_{2i}) = (x_{2i}^l, y_{2i}^u)$ and $(x_{2i+1}, y_{2i+1}) = (x_i^u, y_i^u)$.

We will choose $\epsilon > 0$ to be a small, arbitrary value. For the beginning and end intervals $i \in \{0, N-1\}$, we choose $(x_0, y_0), (x_{2N-2}, y_{2N-2})$ to minimize the norm of the linear spline interpolation given the other points.

We change the construction for adjacent intervals as follows:

1. Adjacent to previous interval ($i > 0$): If interval $i - 1$ is adjacent to i , we change the construction such that $x_{2i} = x_i^l - \delta/2$.
2. Adjacent to next interval ($i < N - 1$): If interval i is adjacent to $i + 1$, then $x_{2i+1} = x_i^u + \delta/2$ (unless case 3 occurs). If $0 < i < N - 1$ and $y_{i-1}^* < y_i^* > y_{i+1}^*$, then we also set $y_{2i+1} = y_i^l$ (instead of $y_i^l + \epsilon$).
3. Adjacent to both previous and next intervals ($0 < i < N - 1$): If $(i - 1, i), (i, i + 1)$ are adjacent and $y_{i-1}^* < y_i^* > y_{i+1}^*$, set $x_{2i+1} = (x_i^u - x_i^l)/2$ and $y_{2i+1} = y_i^l + \epsilon$.

The number of non-adjacent pairs of intervals in f^* determines the complexity gap between $\|f_{\text{base}}^*\|$ and $\|f_{\text{direct}}\|$.

Let \hat{f} be the linear spline interpolation of the points $(x_0, y_0), \dots, (x_{2N-1}, y_{2N-1})$ as above, where $\Pi \circ \hat{f}(x) = f^*(x)$ for $x \in \mathcal{X}$ by construction. As a feasible solution, $\|\hat{f}\| \geq \|f_{\text{base}}^*\|$. We distinguish between interval segments with endpoints $(x_{2i}, y_{2i}), (x_{2i+1}, y_{2i+1})$ and interconnecting segments with endpoints $(x_{2i+1}, y_{2i+1}), (x_{2(i+1)}, y_{2(i+1)})$, for $0 \leq i \leq N - 2$. For any i , let $\hat{\alpha}_{2i}$ be the slope of the interval segment and $\hat{\alpha}_{2i+1}$ be the slope of the interconnecting segment. For some interconnecting segments in the construction, the segment is of length zero. For these interconnecting segments, we define $\hat{\alpha}_{2i+1} = \hat{\alpha}_{2i}$ which does not affect the norm calculation. The norm of the construction is

$$\|\hat{f}\| = \frac{1}{2} \max\left(\sum_{i=0}^{N-2} |\hat{\alpha}_{2i+1} - \hat{\alpha}_{2i}| + |\hat{\alpha}_{2(i+1)} - \hat{\alpha}_{2i+1}|, |\hat{\alpha}_0 + \hat{\alpha}_{N-2}|\right).$$

Notice that both differences in the first term involve an interconnecting segment.

We first bound the first term in the norm. Suppose $(i, i + 1) \in J$ is a non-adjacent pair. The contribution to the norm is

$$\begin{aligned} |\hat{\alpha}_{2i+1} - \hat{\alpha}_{2i}| + |\hat{\alpha}_{2(i+1)} - \hat{\alpha}_{2i+1}| &\leq 2|\hat{\alpha}_{2i+1}| \\ &\leq 2 \frac{|y_{i+1}^* - y_i^*|}{\delta} \leq \frac{2U}{\delta} \end{aligned}$$

where in the first inequality, we note that the worst-case difference in slopes in our construction is when $\hat{\alpha}_{2i} = 0$ and $\hat{\alpha}_{2(i+1)} = 0$. The second step follows from $|\hat{\alpha}_{2i+1}| \leq \frac{\min(|y_i^u - y_{i+1}^l|, |y_i^l - y_{i+1}^u|) + \epsilon}{\delta}$ which is upper bounded by the second inequality for small enough ϵ . For purposes of the bound, we let $y_j^u = y_j^l + U$ for $j = \arg \max_i y_i^*$ and $y_k^l = y_k^u - U$ for $k = \arg \min_i y_i^*$. We can do this since the construction always ‘‘changes direction’’ with slope going to 0 as $\epsilon \rightarrow 0$ for the extremal-valued intervals.

Suppose $(i, i + 1) \in I$ is an adjacent pair. Let A be the event that $0 < i < N - 1$ and $y_{i-1}^* < y_i^* > y_{i+1}^*$. If not A , the contribution to the norm is $|\hat{\alpha}_{2(i+1)} - \hat{\alpha}_{2i}|$ since the interconnecting segment has length zero and $\hat{\alpha}_{2i+1} = \hat{\alpha}_{2i}$. In this case, the contribution to the norm is

$$\begin{aligned} |\hat{\alpha}_{2(i+1)} - \hat{\alpha}_{2i}| &\leq |\hat{\alpha}_{2(i+1)}| + |\hat{\alpha}_{2i}| \\ &\leq \frac{|y_{i+1}^u - y_{i+1}^l|}{|x^u - x^l|} + \frac{|y_i^u - y_i^l|}{|x^u - x^l|} \leq 2 \frac{U}{\Delta_x}. \end{aligned}$$

If A , we have $|\hat{\alpha}_{2i+1} - \hat{\alpha}_{2i}| \leq 2\epsilon/(\Delta_x/2)$ from the special case. Thus the contribution to the

norm is

$$\begin{aligned}
|\hat{\alpha}_{2i+1} - \hat{\alpha}_{2i}| + |\hat{\alpha}_{2(i+1)} - \hat{\alpha}_{2i+1}| &\leq \frac{4\epsilon}{\Delta_x} + |\hat{\alpha}_{2(i+1)}| + |\hat{\alpha}_{2i+1}| \\
&\leq \frac{4\epsilon}{\Delta_x} + \frac{|y_{i+1}^u - y_{i+1}^l|}{|x^u - x^l|} + \frac{\epsilon}{|x^u - x^l|/2} \\
&\leq \frac{U + 6\epsilon}{\Delta_x} \leq 2\frac{U}{\Delta_x}
\end{aligned}$$

for small enough ϵ .

For the second term in the norm, we bound

$$|\hat{\alpha}_0 + \hat{\alpha}_{N-2}| \leq |\hat{\alpha}_0| + |\hat{\alpha}_{N-2}| \leq \frac{2U}{\Delta_x} \quad (13)$$

for small enough ϵ . Putting cases together and using $\|f_{\text{base}}^*\| \leq \|\hat{f}\|$ gives the result. \square

A.3 Univariate result

Lemma 3. *Let f^* be a piecewise constant function defined on $\mathcal{X} = \uplus_{i=1}^n [x_i^l, x_i^u]$ with values in a discrete set $\mathcal{V} \subset \mathbb{R}$, and let $\delta > 0$ be the gap between any two intervals in \mathcal{X} . Let f_{direct} be a 2-layer bounded-norm ReLU network that implements f^* and $f_{\text{base}}^* = \min_{f \in \mathcal{H}} \{\|f\| : \Pi \circ f(x) = f^*(x), x \in \mathcal{X}\}$. Then*

$$\frac{\|f_{\text{direct}}\|}{\|f_{\text{base}}^*\|} = \Omega\left(\frac{NL}{U(|J| + \delta \frac{|I|}{\Delta_x})}\right). \quad (14)$$

Proof. Using Lemma (1), we have $\|f_{\text{direct}}\| \geq \frac{NL}{\delta}$. Taking the (inverse) ratio with the upper bound in Lemma (2) (considering the second term of the maximum as a constant) implies that the (inverse) ratio between norms is

$$\frac{\|f_{\text{base}}^*\|}{\|f_{\text{direct}}\|} < \frac{U}{NL} \left(|J| + \delta \frac{|I|}{\Delta_x}\right).$$

Taking the inverse gives the result. \square

A.4 Multivariate outputs

We extend Lemma 3 to the multivariate output case, considering functions from $\mathbb{R} \rightarrow \mathbb{R}^k$. Here, the denoiser is defined as $\Pi(y) \in \arg \min_{y^* \in \mathcal{V}} \|y^* - y\|_2$, breaking ties arbitrarily. We consider a 2-layer ReLU neural network family where the j -th output of $f_\theta(x)$ is $f_{\theta_j}(x)$, where each f_{θ_j} is a univariate 2-layer ReLU network. For each univariate network, the first layer weights are shared but each output j has a different second layer weight. We denote the second layer weights for the j -th network as $w^{(2,j)} \in \mathbb{R}^h$. The norm of the multivariate output model f_θ is defined via

$$C(\theta) = \frac{1}{2} (\|W^{(1)}\|_F^2 + \sum_{j=1}^k \|w^{(2,j)}\|_2^2). \quad (15)$$

Again, the norm associated with $f \in \mathcal{H}$ is the minimum norm required to implement a given f :

$$\|f\| = \inf_{\hat{\theta} \in \Theta} C(\hat{\theta}) \text{ s.t. } f_{\hat{\theta}} = f. \quad (16)$$

Here, we define bounds for terms analogous to those in the univariate case. We let J_j and I_j be the index set of non-adjacent and adjacent pairs of intervals respectively in the j -th output coordinate. Let $y_{i,j}^*$ be the j -th output coordinate of the i -th valid point. For the j -th output coordinate, let $L_j = \min_i |y_{i,j}^* - y_{i+1,j}^*|$ and $U_j = \max_i |y_{i,j}^* - y_{i+1,j}^*|$ be the min and max separation between valid points. Let Δ_x be the length of the smallest interval in \mathcal{X} . Given these definitions, we show a similar gap in the multivariate output case.

Theorem 1. *Let the valid output space \mathcal{V} be a set of N discrete points y_1^*, \dots, y_N^* in $\mathcal{V} = \mathbb{R}^k$. Let f^* be a piecewise constant function defined on $\mathcal{X} = \uplus_{i=1}^n [x_i^l, x_i^u]$ with values in the discrete set \mathcal{V} , and let $\delta > 0$ be the gap between any two intervals in \mathcal{X} . Let $f_{\text{direct}} : \mathbb{R} \rightarrow \mathbb{R}^k$ be a multivariate bounded-norm 2-layer ReLU network in \mathcal{H} that implements f^* and $f_{\text{base}}^* = \min_{f \in \mathcal{H}} \{ \|f\| : \Pi \circ f(x) = f^*(x), x \in \mathcal{X} \}$. Then*

$$\frac{\|f_{\text{direct}}\|}{\|f_{\text{base}}^*\|} = \Omega \left(\frac{N \max_j L_j}{\sum_{j=1}^k U_j \left(|J_j| + \delta \frac{|I_j|}{\Delta_x} \right)} \right). \quad (17)$$

Proof. For the lower bound on $\|f_{\text{direct}}\|$, note that f_{direct} must fit every coordinate of the output (a univariate regression problem). Thus, we can lower bound by the norms on any output coordinate, $\|f_{\text{direct}}\| \geq \|f_{\text{direct},j}\|$ for any j , where $f_{\text{direct},j}$ is the univariate 2-layer ReLU network for the j -th output coordinate. In particular, we can bound by the maximum of the norms, $\|f_{\text{direct}}\| \geq \max_j \|f_{\text{direct},j}\|$.

For the upper bound on $\|f_{\text{base}}^*\|$, we construct a multivariate network f_θ . We take f_{α_j} to be an independent univariate 2-layer ReLU network that fits the j -th coordinate of f^* and has the same norm the corresponding univariate construction from Lemma 3 that fits the j -th output coordinate. Each α_j consists of h_j hidden units with first layer weights $W_{\alpha_j}^{(1)}, b_{\alpha_j}^{(1)}, w_{\alpha_j}^{(2)}, b_{\alpha_j}^{(2)} \in \mathbb{R}^{h_j}$. We construct f_{θ_j} , the network that computes the j -th output of our construction f_θ , by concatenating the first layer weights of each f_{α_j} to define the shared first layer weights

$$\begin{aligned} W^{(1)} &= [W_{\alpha_1}^{(1)}; \dots; W_{\alpha_k}^{(1)}] \in \mathbb{R}^h \\ b^{(1)} &= [b_{\alpha_1}^{(1)}; \dots; b_{\alpha_k}^{(1)}] \in \mathbb{R}^h \end{aligned}$$

where $h = \sum_{j=1}^k h_j$. The second layer weights extend the corresponding second layer weights $w_{\alpha_j}^{(2)}$ with zeros for the newly introduced hidden units:

$$\begin{aligned} w^{(2,j)} &= [\mathbf{0}^{h_{j-}}; w_{\alpha_j}^{(2)}; \mathbf{0}^{h_{j+}}] \\ b^{(2,j)} &= [\mathbf{0}^{h_{j-}}; b_{\alpha_j}^{(2)}; \mathbf{0}^{h_{j+}}] \end{aligned}$$

where $h_{j-} = \sum_{r=1}^{j-1} h_r$ and $h_{j+} = \sum_{r=j+1}^k h_r$. We define the j -th output of our construction $f_\theta(x)$ to be $f_{\theta_j}(x)$. The norm of this concatenated network is $\|f_\theta\| = \sum_{j=1}^k \|f_{\theta_j}\|$. We bound $\|f_{\text{base}}^*\| \leq \|f_\theta\|$.

Then using Lemma 1 and Lemma 2 on each output coordinate, we have $\|f_{\text{direct}}\| \geq \frac{NL_j}{\delta}$ and $\|f_{\text{base}}^*\| \leq \|f_\theta\| \leq \sum_{j=1}^k \left(\frac{|J_j|U_j}{\delta} + \frac{|I_j|U_j}{\Delta_x} \right)$. Taking the ratio gives the result. \square

B Font image generation

We use a dataset of 56k fonts scraped from the internet [3]. Out of the 6200 labeled examples (62 characters \times 100 fonts), we split randomly into 2500 training examples, 100 validation examples, and 3600 test examples. The training set contains 25 examples on average from each font, and the model must generate new characters from those fonts at test time. We

have additional unlabeled images for $\sim 50k$ other fonts to train the denoiser. After learning the denoiser, we train the base model composed with the denoiser and minimize squared error. We set $\lambda = 0$ in (6), using only the composed component of the objective. We tune the L2 regularization strength out of $\{0, 0.1, 1e-2, 1e-3, 1e-4, 1e-5, 1e-6\}$ according to squared error on the validation set. The denoiser is trained for two epochs on unlabeled data and all other models (direct and composed) are trained for 1000 epochs on the labeled data, using the validation set for early stopping.

The standard and base models use 7-layer feedforward networks where the one-hot vector for character identity is first fed through an embedding layer with embedding dimension 62, and the one-hot vector for the font uses an embedding layer of embedding dimension 100. These embeddings are then concatenated and fed through a 7-layer feedforward network.

C Synthetic pseudocode-to-code dataset

Each program in the dataset is generated in two phases. Each line in the program is templated and have pseudocode and noisy code templates to accompany it. When there are multiple options for any of code, pseudocode, or noisy code, a uniformly random option is sampled.

In the first phase, 1 to 4 variables with random types (`bool`, `string`, `int`) are instantiated. They may be assigned a random value or take on a value from `stdin`. Integers take random values in 0 to 100 and there are 10 possible strings in the form `str_i` for $i \in \{0, \dots, 9\}$. There are 10 possible variable names in the form `var_i` for $i \in \{0, \dots, 9\}$.

In the second phase, up to 5 additional code lines are generated. Twenty percent of the time, a new variable with a random type is instantiated and assigned a value. The other 80% consists of type-preserving operations on an existing variable or variables, such as setting a value, prepending/concatenating, adding/subtracting an integer, taking the logical AND, and conditional swap based on the value of a boolean variable.

The dataset presents the following challenges for the predictor, both stemming from ambiguity in the pseudocode:

1. Type inference: the words ‘set’ and ‘add’ are used almost everywhere for instantiation, initialization, and type-preserving operations.
2. Initialization: A particular example of ambiguity is that the pseudocode for value updates and initialization are often the same (`set <var> to <value>`), thus requiring the predictor to look in the pseudocode context to figure out whether to insert a type and what the correct type to insert should be.
3. Scopes and variable shadowing: Initialization can be particularly tricky during a conditional swap, where a scope is introduced with the if block. Inside the if block, one may reinitialize a variable that already exists (shadowing) or initialize a new variable which does not already exist. If the variable is not shadowed, it may change the value of the variable in the outer scope, causing a change in the program output. A locally-scoped variable cannot be used outside the if-block, so they may have to be reinitialized. In this dataset, variables are always newly initialized in the if-block.

Perturbations for denoising. We generate perturbations for denoising by inducing random semantic and syntactic changes:

1. Replacing, deleting, or inserting a random type in instantiation, initialization, and variable modification statements.

2. Print and input statements: removing double arrows (\leftarrow), reversing arrow directions, removing `cout`.

Experimental details. We use the sentencepiece BPE tokenizer [13, 25] with a joined dictionary size of 600. There are 1000 labeled pairs of pseudocode to code and 20000 unlabeled code examples. Separate validation and test sets of 500 examples are independently generated. All predictors use a Transformer architecture with encoder/decoder using 3 layers and 2 attention heads, embedding dimension 256, and FFN embedding dimension 1024. The denoiser uses a Transformer architecture with encoder/decoder using 5 layers and 4 attention heads, embedding dimension 256, and FFN embedding dimension 1024. We use dropout probability 0.4, attention dropout probability 0.2, ReLU dropout probability 0.2, weight decay 0.0001. We use the cross entropy loss. We train the direct and pretrained predictors for 500 epochs, and train the denoiser for 50 epochs. For all predictors, we use the validation set to do early stopping. Base predictors (of the composed predictor) initialize from the pretrained predictor and are trained for 25 epochs, taking the best model according to cross entropy loss of the composition $\Pi_\beta \circ f_\theta$ on the validation set.

D Training the composed predictor

Computing the gradient of the first term in the composed objective (Equation (6)) requires computing the partition function of $p_\beta(y | y')p_\theta(y' | x)$, marginalizing over outputs y' . Since the output space is large, this is intractable. Instead, we optimize a lower bound on the log-likelihood of the composed predictor. To see this, note that the log-likelihood of the composed predictor is lower bounded by the first term of the objective via Jensen’s inequality:

$$\mathbb{E}_{x,y}[\log \mathbb{E}_{y' \sim p_\theta}[p_\beta(y | y')]] \geq \mathbb{E}_{x,y}[\mathbb{E}_{y' \sim p_\theta}[\log p_\beta(y | y')]]. \quad (18)$$

To optimize Equation (6) where the output space is discrete, we use the REINFORCE estimate of the gradient for the first term [33]. We do not use the Gumbel-softmax reparameterization here since the Transformer model autoregressively conditions on its discrete outputs, but different choices of the base model can enable use of reparameterized gradients.

The composed predictor optimizes

$$\arg \max_{\theta} \mathbb{E}[\mathbb{E}_{\hat{y} \sim p_\theta}[\log p_\beta(y | \hat{y})]] + \lambda \mathbb{E}[\log p_\theta(y | x)] \quad (19)$$

where the outer expectations are over the data, where the samples are (x, y) pairs. Here, θ are the parameters of the learned model and β are the parameters of the denoiser. The score function estimate of the gradient is

$$\nabla_{\theta} \mathbb{E}[\mathbb{E}_{\hat{y} \sim p_\theta}[\log p_\beta(y | \hat{y}) \nabla_{\theta} \log p_\theta(\hat{y} | x)]] + \lambda \mathbb{E}[\nabla_{\theta} \log p_\theta(y | x)]. \quad (20)$$

For examples that the model predicts wrongly, the model is encouraged to put smaller probabilities on these examples. This may cause the first term of the gradient to have a very large magnitude, causing numerical instability. We resolve this by clamping $\log p_\beta(y | \hat{y})$ to $\max(\log p_\beta(y | \hat{y}), \gamma)$ where $\gamma = -50$ in all experiments. Even after clamping, the composed loss is roughly an order of magnitude larger than the standard loss; to normalize the losses, we scale the composed loss by 0.1. In all pseudocode-to-code experiments, we use $\lambda = 1$ to balance between the fitting the objective directly and using the composed objective.

	Compile Err	Exec Err	Correct
SPoC TESTP			
Direct	69.2	15.4	15.4
Pretrained	68.8	12.6	18.6
Composed	67.5	13.1	19.4
SPoC TESTW			
Direct	45.9	17.7	36.3
Pretrained	44.7	16.2	39.1
Composed	43.2	16.6	40.1

Table 3: Pseudocode-to-code results on the truncated SPoC test sets, where pairs with target code longer than 1000 characters after preprocessing are filtered out. The composed predictor is initialized with the weights of the pretrained predictor and finetuned.

E SPoC

Denoising objective. We use 284477 unlabeled code examples from codeforce.com to generate 1137908 pairs of noisy code to valid code. For each unlabeled program, we generate 1 unnoised example and 3 noised examples, where each noised example has one line with an error. We follow [35] to generate error lines by random semantic and syntactic changes, including insertion, deletion, and replacement of keywords, variables, and syntactical symbols.

Data processing. Since the SPoC dataset contains a small fraction of programs which have a large number of tokens, we filter out the longest examples from the training data. After filtering, we retain over 95% of the original training set. Similarly to the synthetic dataset, special symbols (\$ and ~) are added to delineate lines and tabs in the pseudocode and code, and we preprocess the code using a byte-pair encoding using SentencePiece [13], with joined vocabulary size 10000.

Data filtering. We train and test on a truncated version of the SPoC dataset [14]. We filter out an example during preprocessing if, after adding special tokens for tab and code lines, the number of characters exceeds 1000. This retains 11355 examples out of the full 11925 training examples. We use the given validation splits. In addition to results on the full test sets in Section 5.2.2, we also give results in Table 3 for filtered test sets to show results without testing extrapolation on code length. When we filter the TESTP and TESTW test datasets, we retain 1441 out of 1820 examples in TESTP and 1659 out of 1752 examples in TESTW. The reference results for passing all test cases from Kulal et al. [14] for a line-by-line LSTM model with an attention-based copying mechanism and coverage vector are 17.8% for TESTP and 30.7% TESTW top-1 accuracy. We approach the reference TESTP result on the difficult task of generalizing to new pseudocode **and** code and improve upon the reference by 7.4% on TESTW, which tests generalization to new pseudocode only.

Training details. For SPoC experiments, we use a Transformer architecture for all models with 5 layers, 8 attention heads, embedding dimension 256, and FFN embedding dimension 1024. We use this architecture for both the denoiser and the models. We use dropout probability 0.4, attention dropout probability 0.2, ReLU dropout probability 0.2, weight decay 0.0001, taken as reasonable defaults from Guzmán et al. [9]. We use a decaying label smoothing schedule with smoothing parameter starting with 0.2 for 150 epochs, then 0.1 and 0.05 for 25 epochs each. We found that reducing the label smoothing parameter near the end of training improves generalization for all models. The composed predictor initializes

from the pretrained predictor and are trained for 20 epochs, taking the best model according to (label-smoothed) cross entropy loss of the composition $\Pi_\beta \circ f_\theta$ on the validation set.