

# OpenDVC: An Open Source Implementation of the DVC Video Compression Method

Ren Yang  
Computer Vision Laboratory  
ETH Zürich, Switzerland  
ren.yang@vision.ee.ethz.ch

Luc Van Gool  
KU Leuven, Belgium  
ETH Zürich, Switzerland  
vangool@vision.ee.ethz.ch

Radu Timofte  
Computer Vision Laboratory  
ETH Zürich, Switzerland  
radu.timofte@vision.ee.ethz.ch

## 1. Introduction

We introduce an open source Tensorflow [1] implementation of the Deep Video Compression (DVC) [9] method in this technical report. DVC [9] is the first end-to-end optimized learned video compression method, achieving better MS-SSIM performance than the Low-Delay P (LDP) very fast setting of x265 and comparable PSNR performance with x265 (LDP very fast). At the time of writing this report, several learned video compression methods [5, 6, 8, 15, 16] are superior to DVC [9], but currently none of them provides open source codes. We hope that our OpenDVC codes are able to provide a useful model for further development, and facilitate future researches on learned video compression. Different from the original DVC, which is only optimized for PSNR, we release not only the PSNR-optimized re-implementation, denoted by OpenDVC (PSNR), but also the MS-SSIM-optimized model OpenDVC (MS-SSIM). Our OpenDVC (MS-SSIM) model provides a more convincing baseline for MS-SSIM optimized methods, which can only compare with the PSNR optimized DVC [9] in the past. The OpenDVC source codes and pre-trained models are publicly released at <https://github.com/RenYang-home/OpenDVC>.

## 2. Implementation

In this section, we describe the implementation of our OpenDVC, which follows the framework of DVC [9] shown in Figure 1. The high-level architecture of DVC is motivated by the handcrafted video coding standards [13, 12], *i.e.*, adopting motion compensation to reduce the temporal redundancy and using two compression networks to compress the motion and residual information, respectively. In the following, we introduce the OpenDVC implementation of each module presented in Figure 1.

**Motion estimation.** DVC utilizes the pyramid network [11] to estimate the motion between the current frame and the previous compressed frame, shown as the “Optical Flow Net” module in Figure 1. The large receptive field of

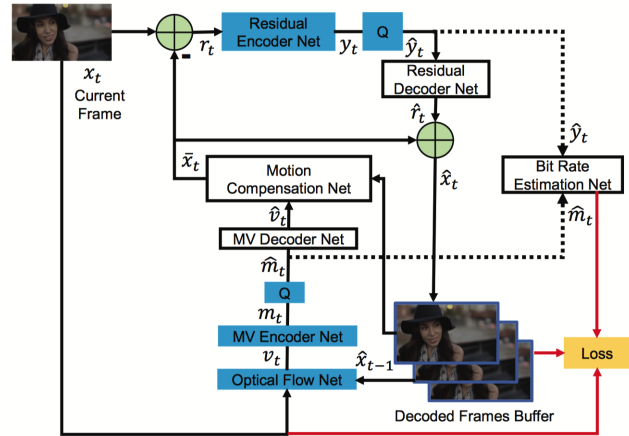


Figure 1. The high-level framework of DVC [9].

pyramid architecture benefits DVC to handle large motions. In OpenDVC, the motion estimation network is implemented by Tensorflow in the file `motion.py`, based on a PyTorch implementation [10] of the pyramid network [11]. We follow the settings described in [11] to use a 5-level pyramid network. Each level has five convolutional layers with the kernel size of  $7 \times 7$ , and with the filter numbers of 32, 64, 32, 16 and 2, respectively. As Figure 1 shows, the estimated motion  $v_t$  is output from the pyramid network, denoted as `flow_tensor` in `OpenDVC_test_video.py`.

**Motion compression.** We follow [9] to use the auto-encoder of [2] to compress the the estimated motion. The encoder part consists of four convolutional layers with  $\times 2$  down-sampling, and the first three layers use the activation function of GDN [2]. In the decoder part, there are four corresponding convolutional layers with  $\times 2$  up-sampling, and the first three layers use the activation function of the inverse GDN [2]. In motion compression, we set the filter size as  $3 \times 3$  and the filter number as 128 for all layers except the last layer in decoder, which has the filter number of 2 to reconstruct the 2-channel motion vector. The encoder and decoder for motion compression are implemented

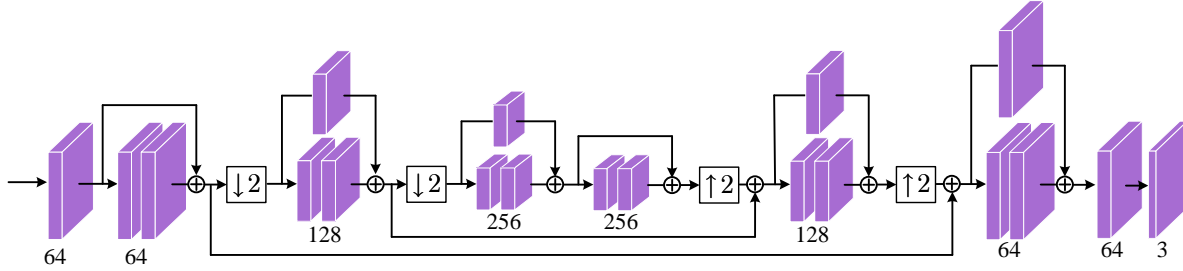


Figure 2. The motion compensation network [9, 15], in which  $\uparrow 2$  and  $\downarrow 2$  indicate up- and down-sampling with the stride of 2, respectively.

as the functions `MV_analysis` and `MV_synthesis` in `CNN_img.py`. Different from DVC [9] which employs the *hyperprior* entropy model [3], our OpenDVC uses the *factorized* entropy model [2]<sup>1</sup>. As such, OpenDVC has lower requirements on the input resolution, *i.e.*, DVC requires the input height and width to be the multiples of 32, while our OpenDVC only needs height and width to be the multiples of 16. More importantly, replacing the hyperprior model with the factorized model does not lead to obvious drop of performance (please refer to Section 4).

**Motion compensation.** As described in DVC [9], the reference frame is first warped by the compressed motion `flow_hat`, and the motion compensation network takes as inputs the reference frame `Y0_com`, the warped<sup>2</sup> reference frame `Y1_warp` and the compressed motion `flow_hat` to generate the motion compensated frame `Y1_MC`. The motion compensation network in our OpenDVC follows the architecture shown in the Appendix<sup>3</sup> of [9]. The detailed network is shown in Figure 2, in which the skip layers are with the filter size of  $1 \times 1$  to make the channel numbers the same for the element-wise addition operation  $\oplus$ . Other layers have the filter size of  $3 \times 3$ , and the filter numbers are shown in Figure 2.

**Residual compression.** After motion compensation, the residual can be obtained as the difference between the compensated reference frame and the current raw frame. In our OpenDVC, we compress residual with the same method as the motion compression. The only difference is that we use the filters with the size of  $5 \times 5$  in the auto-encoder for residual compression, instead of  $3 \times 3$  in motion compression. The reason is that residual contains more information and consumes more bit-rate than motion [9], and larger filter size improves the representation ability of the auto-encoder. Finally, the reconstructed compressed frame can be obtained by adding the residual to the compensated reference frame.

### 3. Training

In this technical report, we use the same notations as DVC [9], shown in Figure 1. The definition of the notations and their corresponding variable names in our OpenDVC codes `OpenDVC_test_video.py` are listed in Table 1.

The OpenDVC network is trained on the Vimeo-90k [14] dataset in a progressive manner. At the beginning, the motion estimation network is first trained with the loss function of

$$\mathcal{L}_{ME} = D(x_t, W(\hat{x}_{t-1}, v_t)), \quad (1)$$

where  $W$  is the backward warping operation. After the convergence of the motion estimation network, we further include the motion compensation network into training with the loss including the distortion of the reference frame warped by the compressed motion and the bit-rate for com-

Table 1. Corresponding notations and variable names.

Definition	Notation	Variable name
Reference frame	$\hat{x}_{t-1}$	<code>Y0_com</code>
Current frame	$x_t$	<code>Y1_raw</code>
Estimated motion	$v_t$	<code>flow_tensor</code>
Latent representation of motion	$m_t$	<code>flow_latent</code>
Quantized latent representation of motion	$\hat{m}_t$	<code>flow_latent_hat</code>
Compressed motion	$\hat{v}_t$	<code>flow_hat</code>
Motion compensated reference frame	$\bar{x}_t$	<code>Y1_MC</code>
Residual	$r_t$	<code>Res</code>
Latent representation of residual	$y_t$	<code>res_latent</code>
Quantized latent representation of residual	$\hat{y}_t$	<code>res_latent_hat</code>
Compressed residual	$\hat{r}_t$	<code>Res_hat</code>
Compressed frame	$\hat{x}_t$	<code>Y1_com</code>

<sup>1</sup><https://github.com/tensorflow/compression/releases/tag/v1.0>

<sup>2</sup>In OpenDVC, we use the backward warping, which is implemented as `tf.contrib.image.dense_image_warp` in Tensorflow 1.12.

<sup>3</sup><https://arxiv.org/abs/1812.00101>.

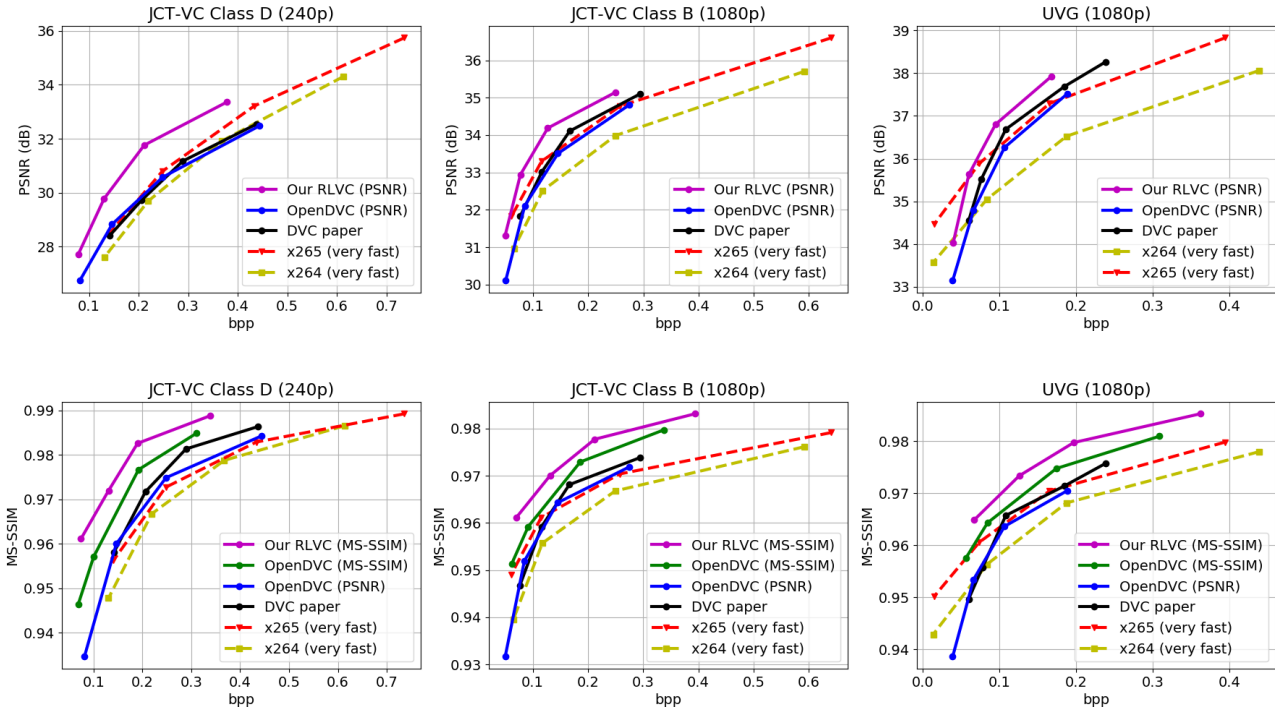


Figure 3. The performance of DVC [9], OpenDVC and our latest RLVC approach [16].

pressing  $\hat{m}_t$ , *i.e.*,

$$\mathcal{L}_M = \lambda \cdot D(x_t, W(\hat{x}_{t-1}, \hat{v}_t)) + R(\hat{m}_t), \quad (2)$$

in which  $\lambda$  balances the penalties of rate and distortion, and  $R$  stands for the bit-rate estimated by the entropy model [2]. Then, the motion compensation network is trained by

$$\mathcal{L}_{MC} = \lambda \cdot D(x_t, \bar{x}_t) + R(\hat{m}_t). \quad (3)$$

When  $\mathcal{L}_{MC}$  is converged, the whole network is jointly trained in an end-to-end manner, using the loss of

$$\mathcal{L} = \lambda \cdot D(x_t, \hat{x}_t) + R(\hat{m}_t) + R(\hat{y}_t). \quad (4)$$

The learning rate is initially set as  $10^{-4}$  for all loss functions (1), (2), (3) and (4). When training the whole network by the final loss of (4), the learning rate decreases by the factor of 10 after convergence until  $10^{-6}$ .

In OpenDVC, we first follow DVC [9] to train the PSNR-optimized model with the distortion  $D$  as the Mean Square Error (MSE) and  $\lambda = 256, 512, 1024$  and  $2048$ . Then, the MS-SSIM models are fine-tuned only using the final loss function (4) with  $D = 1 - \text{MS-SSIM}$ . The MS-SSIM models with  $\lambda = 8, 16, 32$  and  $64$  are fine-tuned from the pre-trained PSNR models with  $\lambda = 256, 512, 1024$  and  $2048$ , respectively. Note that, we use BPG [4] to compress the I-frames for the PSNR models in OpenDVC, and use the

learned image compression method [7] to compress the I-frames for the MS-SSIM models. Specifically, the BPG with QP = 37, 32, 27 and 22 is used for PSNR models with  $\lambda = 256, 512, 1024$  and  $2048$ , respectively. The MS-SSIM models with  $\lambda = 8, 16, 32$  and  $64$  use [7] with the quality levels of 2, 3, 5 and 7, respectively.

## 4. Performance

The rate-distortion performance of OpenDVC is demonstrated in Figure 3, in comparison with the results reported in DVC [9]. It can be seen that the OpenDVC (PSNR) model achieves comparable performance with DVC in terms of PSNR and MS-SSIM, and OpenDVC (MS-SSIM) obviously outperforms DVC in terms of MS-SSIM. Note that, Figure 3 directly uses the results of DVC, x265 (very fast) and x264 (very fast) reported in [9].

## 5. Our latest works

In 2020, we proposed a Hierarchical Learned Video Compression (HLVC) approach [15] with hierarchical quality and recurrent enhancement layer. Our HLVC approach is published in CVPR 2020. The paper can be downloaded at <https://arxiv.org/abs/2003.01966>, and the project page is at <https://github.com/RenYang-home/HLVC>.

Later, we proposed a Recurrent Learned Video Compression (RLVC) approach [16] with recurrent auto-encoder and recurrent probability model. The paper is publicly available at <https://arxiv.org/abs/2006.13560>. The results of our latest RLVC [16] approach are also illustrated in Figure 3, which clearly outperforms the performance of DVC and also advances the state-of-the-art of learned video compression approaches (refer to our paper).

## References

- [1] Martín Abadi, Paul Barham, Jianmin Chen, Zhifeng Chen, Andy Davis, Jeffrey Dean, Matthieu Devin, Sanjay Ghemawat, Geoffrey Irving, Michael Isard, et al. Tensorflow: A system for large-scale machine learning. In *12th USENIX symposium on operating systems design and implementation (OSDI 16)*, pages 265–283, 2016.
- [2] Johannes Ballé, Valero Laparra, and Eero P Simoncelli. End-to-end optimized image compression. In *Proceedings of the International Conference on Learning Representations (ICLR)*, 2017.
- [3] Johannes Ballé, David Minnen, Saurabh Singh, Sung Jin Hwang, and Nick Johnston. Variational image compression with a scale hyperprior. In *Proceedings of the International Conference on Learning Representations (ICLR)*, 2018.
- [4] Fabrice Bellard. BPG image format. <https://bellard.org/bpg/>.
- [5] Abdelaziz Djelouah, Joaquim Campos, Simone Schaub-Meyer, and Christopher Schroers. Neural inter-frame compression for video coding. In *Proceedings of the IEEE International Conference on Computer Vision (ICCV)*, pages 6421–6429, 2019.
- [6] Amirhossein Habibian, Ties van Rozendaal, Jakub M Tomczak, and Taco S Cohen. Video compression with rate-distortion autoencoders. In *Proceedings of the IEEE International Conference on Computer Vision (ICCV)*, 2019.
- [7] Jooyoung Lee, Seunghyun Cho, and Seung-Kwon Beack. Context-adaptive entropy model for end-to-end optimized image compression. In *Proceedings of the International Conference on Learning Representations (ICLR)*, 2019.
- [8] Haojie Liu, Lichao Huang, Ming Lu, Tong Chen, and Zhan Ma. Learned video compression via joint spatial-temporal correlation exploration. In *Proceedings of the AAAI Conference on Artificial Intelligence*, 2020.
- [9] Guo Lu, Wanli Ouyang, Dong Xu, Xiaoyun Zhang, Chunlei Cai, and Zhiyong Gao. DVC: An end-to-end deep video compression framework. In *Proceedings of the IEEE Conference on Computer Vision and Pattern Recognition (CVPR)*, pages 11006–11015, 2019.
- [10] Simon Niklaus. A reimplement of SPyNet using PyTorch. <https://github.com/sniklaus/pytorch-spynet>, 2018.
- [11] Anurag Ranjan and Michael J Black. Optical flow estimation using a spatial pyramid network. In *Proceedings of the IEEE Conference on Computer Vision and Pattern Recognition (CVPR)*, pages 4161–4170, 2017.
- [12] Gary J Sullivan, Jens-Rainer Ohm, Woo-Jin Han, and Thomas Wiegand. Overview of the high efficiency video coding (HEVC) standard. *IEEE Transactions on circuits and systems for video technology*, 22(12):1649–1668, 2012.
- [13] Thomas Wiegand, Gary J Sullivan, Gisle Bjontegaard, and Ajay Luthra. Overview of the H.264/AVC video coding standard. *IEEE Transactions on circuits and systems for video technology*, 13(7):560–576, 2003.
- [14] Tianfan Xue, Baian Chen, Jiajun Wu, Donglai Wei, and William T Freeman. Video enhancement with task-oriented flow. *International Journal of Computer Vision*, 127(8):1106–1125, 2019.
- [15] Ren Yang, Fabian Mentzer, Luc Van Gool, and Radu Timofte. Learning for video compression with hierarchical quality and recurrent enhancement. In *Proceedings of the IEEE Conference on Computer Vision and Pattern Recognition (CVPR)*, 2020.
- [16] Ren Yang, Fabian Mentzer, Luc Van Gool, and Radu Timofte. Learning for video compression with recurrent auto-encoder and recurrent probability model. *arXiv preprint arXiv:2006.13560*, 2020.