

Direct detection of freeze-in inelastic dark matter

Haipeng An^{1,2} and Daneng Yang¹

¹*Department of Physics, Tsinghua University, Beijing 100084, China*

²*Center for High Energy Physics, Tsinghua University, Beijing 100084, China*

We show that the current sensitivities of direct detection experiments have already reached the interesting parameter space of freeze-in dark matter models if the dark sector is in the inelastic dark matter framework and the excited dark matter state is cosmologically stable. Using results recently presented by the XENON1T experiment, we present constraints on these models. We also show that these models can explain the reported excess in the electron recoil signals if the mass gap between the ground state and the excited state is at keV scale.

I. INTRODUCTION

The particle nature of dark matter (DM) is one of the most prominent mysteries. Till now, all the evidence of the existence of DM is from gravitational effects. The relic energy density of DM in today's universe is measured to be about one-quarter of the total energy density. A successful DM model must be able to provide a mechanism to understand this number. The freeze-in scenario of DM production provides such a mechanism [1]. In this scenario, the DM particles live in the dark sector, very weakly connecting to the standard model (SM) sector through a portal. It is assumed that after inflation, only the SM sector is reheated, and through the portal, the energy in the SM sector leaked into the dark sector. In this scenario the observed relic density of DM can be nicely produced. However, the direct detection channel in freeze-in models is also proportional to the portal and, therefore, strongly suppressed. Inelastic DM models were first introduced to explain the excess observed in the DAMA/LIBRA experiment [2, 3], since an enhanced annual modulation can be generated due to the extra cost of the kinetic energy in the up-scattering process. The down-scattering process in inelastic DM models is usually ignored since the population of the excited state is usually exponentially suppressed. In this work, we consider freeze-in inelastic DM models. We show that due to the possibility of the large down scattering rate, the sensitivity of the XENON1T experiment [4] has already achieved the interesting parameter space of inelastic freeze-in models. In Ref. [4], an excess of around 1~5 keV in electron recoil events is also reported, which cannot be accounted for by known backgrounds. Since the report of this excess, there have been active investigations trying to under it with new physics models [6–41]. In this work we show that this excess can be explained in the framework of inelastic freeze-in models.

II. VECTOR PORTAL FREEZE-IN MODELS

In this paper, we consider two typical models: one with a complex scalar DM and the other with a Dirac spinor DM. In both models, the dark portal is assumed to be

a vector field V , which we call a dark photon in the following discussion. In both cases, we assume the $U(1)$ symmetry is broken softly by an explicit mass splitting. In the scalar case, the masses of the real and imaginary parts are split, and in the Dirac spinor case, the spinor is split into two Majorana spinors. The DM part of Lagrangian can be written as

$$\begin{aligned}\mathcal{L}^{sc} &= \frac{1}{2}\partial_\mu\chi_1\partial^\mu\chi_1 + \frac{1}{2}\partial_\mu\chi_2\partial^\mu\chi_2 - \frac{1}{2}m_1^2\chi_1^2 - \frac{1}{2}m_2^2\chi_2^2 \\ &\quad - e_D V^\mu(\chi_1\partial_\mu\chi_2 - \chi_2\partial_\mu\chi_1) + \frac{1}{2}e_D^2 V_\mu V^\mu(\chi_1^2 + \chi_2^2), \\ \mathcal{L}^{sp} &= \chi_1^\dagger i\sigma^\mu\partial_\mu\chi_1 + \chi_2^\dagger i\sigma^\mu\partial_\mu\chi_2 - \frac{1}{2}(m_1\chi_1\chi_1 + m_2\chi_2\chi_2 \\ &\quad + h.c.) + ie_D V^\mu(\chi_1^\dagger\sigma_\mu\chi_2 - \chi_2^\dagger\sigma_\mu\chi_1),\end{aligned}\tag{1}$$

where χ_1, χ_2 are real components of a complex scalar χ in \mathcal{L}^{sc} , and two-component Weyl spinors for a pseudo Dirac fermion χ in \mathcal{L}^{sp} .

The Lagrangian for the dark photon part can be written as

$$\mathcal{L}^V = -\frac{1}{4}V_{\mu\nu}V^{\mu\nu} + \frac{1}{2}m_V^2 V_\mu V^\mu - \frac{\kappa}{2}V_{\mu\nu}F^{\mu\nu}.\tag{2}$$

To avoid having too much down-scattering through dark photon exchange processes, one can introduce extra interactions to moderate the rate. In the scalar case, it is natural to consider a term $\mathcal{L}_\lambda = -\frac{\lambda}{8}(\chi_1^2 + \chi_2^2)^2$. For the sake of vacuum stability, without inducing other interactions in the potential, λ must be positive. Then the combined square of the absolute value of the matrix element for the down scattering in the NR limit becomes

$$|\mathcal{M}|_{\chi_2\chi_2\rightarrow\chi_1\chi_1}^2 = \left| \frac{8e_D^2 m_D^2}{m_V^2} - \lambda \right|^2\tag{3}$$

resulting in a suppression in the down-scattering rate.

In the spinor case, one can introduce a scalar-carried force in the dark sector with a term $\mathcal{L}_h = -\frac{y}{2}(h\chi_1\chi_1 + h\chi_2\chi_2 + h.c.)$ [51]. The down-scattering amplitude through this interaction is s -channel, whose sign depends on the mass of h . By choosing sign different from the V exchange amplitude, one is arrived at a similar cancellation as in the scalar case.

The excited states χ_2 may also decay into the ground state χ_1 . As long as $\Delta \equiv m_2 - m_1$ is smaller than m_V and $2m_e$, the dominant channels for this decay are the three-photon channel and the neutrino channel. The former is suppressed by a factor of $\kappa^2(\Delta/m_e)^8$, and the latter is suppressed by $\kappa^2(m_V/m_Z)^4$. Therefore, the lifetime of χ_2 can be much longer than the age of the universe. For the purpose of direct detection we assume $\Delta \ll m_1 \approx m_2$.

III. FREEZING-IN THE DM

To calculate the relic density of DM we need to solve the Boltzmann equation

$$\frac{dn_D}{dt} + 3Hn_D = \Gamma_{fi}, \quad (4)$$

where n_D is the DM number density, H is the Hubble parameter, and Γ_{fi} is the production rate of DM per volume. When the temperature $T_{\text{SM}} > 1$ MeV, the universe is filled with relativistic plasma, therefore a Γ_{fi} can be estimated as $\kappa^2 e_D^2 \alpha_{\text{em}} T_{\text{SM}}^4$. The time interval at certain T_{SM} can be estimated as $H^{-1} \sim m_{\text{pl}}/T_{\text{SM}}^2$, where $m_{\text{pl}} \approx 1.22 \times 10^{19}$ GeV, is the Planck mass. Then the produced number density per entropy can be written as $y_D \equiv n_D/s \sim \kappa^2 e_D^2 \alpha_{\text{em}} \times (m_{\text{pl}}/T_{\text{SM}})$. Therefore in this scenario, DM is mainly produced at low temperate. The relation between y_D and T_{SM} stops when T_{SM} hits either m_V , m_D or m_e . For $m_e < m_V < 2m_D$, which will be motivated later, the freeze-in process stops at $T_{\text{SM}} \sim m_D$. Consequently, the dependence of today's relic density $\Omega_D \propto y_D m_D$ on m_D is canceled. As an order of magnitude estimation, we can roughly get

$$\Omega_D \sim \kappa^2 e_D^2 \alpha_{\text{em}} \times \frac{m_{\text{pl}}}{m_p \eta_\gamma}, \quad (5)$$

where m_p is the proton mass. As a result, to get the observed relic abundance, the product of the dark coupling e_D and kinetic mixing κ is fixed to $\kappa e_D \sim 10^{-13} \sim 10^{-12}$. The numerical results of κe_D required to produce the observed relic abundance for different choices of m_V and m_D are shown in Fig. 1. The direct detection rate is also proportional to the factor $\kappa^2 e_D^2 \alpha_{\text{em}}$, making it difficult to search for the freeze-in model. It is also proportional to the number density of the DM, and therefore in favor of low mass DM as long as the energy deposit can surpass the thresholds of the experiments. Therefore in this work, we focus on the region where both m_D and m_V are around MeV scale.

In this regime, there are two main contributions to Γ_{fi} : one is through e^+e^- annihilation, the other is through plasmon decay. The details of these two processes can be found in Ref. [42] (see also [43]). In our case, since we require that $m_V < 2m_D$ the freeze-in cannot go through on-shell V , and the contribution from plasmon decay is always subdominant (The similar phenomenon

is also found in the freeze-in process of on-shell dark photon [44]).

For the e^+e^- annihilation contribution, we have

$$\begin{aligned} \Gamma_{fi}^{sc} &\approx \frac{\kappa^2 e_D^2 \alpha_{\text{em}}}{24\pi^3} \int dq \int dq^0 f\left(\frac{q^0}{T}, \frac{q}{T}, s\right) \\ &\quad \times \frac{q^2(s + 2m_e^2)s(1 - 4m_D^2/s)^{3/2}}{(s - m_V^2)^2}, \\ \Gamma_{fi}^{sp} &\approx \frac{\kappa^2 e_D^2 \alpha_{\text{em}}}{6\pi^3} \int dq \int dq^0 f\left(\frac{q^0}{T}, \frac{q}{T}, s\right) \\ &\quad \times \frac{q^2(s + 2m_e^2)(s + 2m_D^2)(1 - 4m_D^2/s)^{1/2}}{(s - m_V^2)^2}, \end{aligned} \quad (6)$$

where the superscripts sc , sp denote the scalar and spinor cases, respectively. The function $f(x, y, s)$ is defined as:

$$f(x, y, s) = \frac{1}{2\pi y} \frac{4 \tanh^{-1} \left[\left(\frac{a-1}{a+1} \right) \tanh \left(\frac{b}{2} \right) \right]}{(a-1)(a+1)}, \quad (7)$$

with $a = e^{x/2}$ and $b = \frac{y}{2} \left(1 - \frac{4m_e^2}{s} \right)^{1/2}$. The difference between Γ_{fi}^{sc} and Γ_{fi}^{sp} is due to the difference of the spin structure and the factor of $(1 - 4m_D^2/s)^{3/2}$ is due to the p-wave nature of the decay of virtual V into scalars. Here and the following we use $m_D \approx m_1 \approx m_2$ in the calculation when Δ can be neglected.

IV. DIRECT DETECTION RATES AND RECOIL SPECTRUM

When χ_2 particles fly into the XENON detector, the ionization process through the down-scattering of χ_2 can happen. To calculate the ionization rate, we assume the scattering electron is approximated by a plane wave; the xenon atom is isolated and described by the Roothaan-Hartree-Fock ground state wave functions [45]. It follows that the velocity averaged differential ionization cross section times velocity for electrons in the $(n.l)$ shell can be written as

$$\begin{aligned} \frac{d\langle \sigma_{\text{ion}}^{nl} v \rangle}{d \ln E_r} &= \frac{\kappa^2 e_D^2 \alpha_{\text{em}}}{2m_V^4} F^{nl}(E_r) \int dq dq^0 \left\langle \frac{1}{v} \theta(v - v_{\text{min}}) \right\rangle \\ &\quad \times \frac{k^3}{(2\pi)^3} \int d\Omega_k \left| \int d^3x e^{-i\vec{k}\cdot\vec{x} - i\vec{q}\cdot\vec{x}} \psi_{nlm} \right|, \end{aligned} \quad (8)$$

where E_r and k are the kinetic energy and momentum of the outgoing electron, q is the momentum-transfer, and v is the velocity of the incoming χ_2 . The function $F^{nl}(E_r)$ is an enhancement factor induced by the attractive potential around the nucleus. We follow Ref. [41] and consider

$$F^{nl}(E_r) = \frac{2\pi\zeta^{nl}}{1 - e^{-2\pi\zeta^{nl}}}, \quad (9)$$

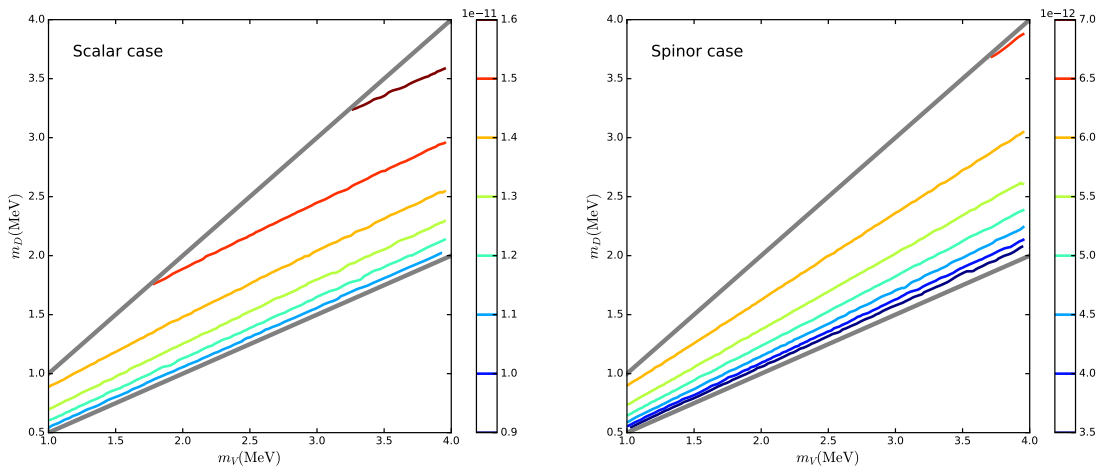


FIG. 1: Size of κe_D in scalar (left) and spinor (right) DM models required to produce the relic DM abundance.

where $\zeta^{nl} = Z_{eff}^{nl} \alpha_{em} \sqrt{m_e / (2E_r)}$ and $Z_{eff}^{nl} = \{12.4, 14.2, 21.9, 25.0, 26.2, 39.9, 35.7, 35.6, 49.8, 39.8, 52.9\}$ for the nl shells $\{5p, 5s, 4d, 4p, 4s, 3d, 3p, 3s, 2p, 2s, 1s\}$ [41, 49, 50]. According to the principles of quantum mechanics, scattering states and bound states from the same Hamiltonian must be orthogonal. Therefore, in the domain that $|\vec{q} \cdot \vec{x}| \lesssim 1$, the plane wave approximation overestimates the cross section. To avoid this spurious contribution, we subtract the bound state component from the outgoing wave function:

$$e^{i\vec{k} \cdot \vec{x}} \rightarrow e^{i\vec{k} \cdot \vec{x}} - \int d^3y e^{i\vec{k} \cdot \vec{y}} \psi_{nlm}^*(y) \psi_{nlm}(x). \quad (10)$$

The form factors calculated in this way agree reasonably well with the ones used in [47]. In the case of down-scattering,

$$v_{\min} = \left| \frac{E_r}{q} + \frac{q}{2m_D} + \frac{E_B - \Delta}{q} \right|, \quad (11)$$

where E_B is the absolute value of the binding energy. If $E_B \ll \Delta$, the electrons indeed can be treated as free particles, and one can estimate σv as follows without going through the complicated form factor evaluations:

$$(\sigma v)_{\text{ion}}^{\text{tot}} \approx \sum_{|E_B| < \Delta m} 4\sqrt{2} \frac{\kappa^2 e_D^2 \alpha_{em} \mu^2}{m_V^4} \left(\frac{\Delta}{\mu} \right)^{1/2}, \quad (12)$$

where $\mu = m_e m_D / (m_e + m_D)$, and the summation is over all the orbits with binding energy smaller than Δ .

The differential ionization rate in the detector can be written as

$$\frac{dR_{\text{ion}}}{d \ln E_r} = f_2 N_T \frac{\rho_D}{m_D} \frac{d(\sigma_{\text{ion}}^{\text{tot}} v)}{d \ln E_r}, \quad (13)$$

where N_T is the total number of the target atoms, $f_2 \equiv n_2 / n_D$ is the fraction of the excited state. The value of f_2 strongly depends on the detailed model of the dark sector

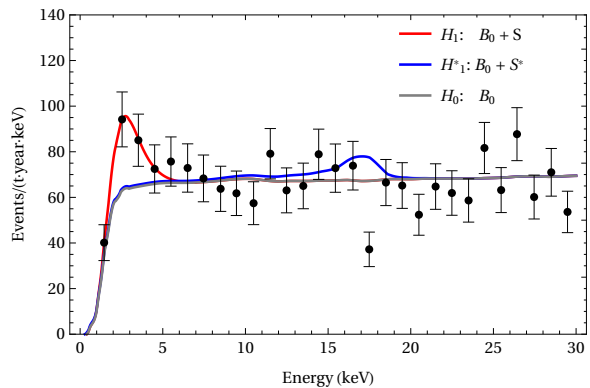


FIG. 2: Down-scattering detection signals from freeze-in inelastic DM model. The red curve is obtained from a fit to data using the background template in Ref. [4] and a signal spectrum with $m_D = 0.8$ MeV, $\Delta = 5$ keV and a floating f_2 . The blue curve represents a signal with $m_D = 1.3$ MeV, $\Delta = 24$ keV that corresponds to a 95% CL limit shown in Fig. (4).

and we decide to discuss the physics in a latter section. Here we choose different values of f_2 and calculate the constraint on Δ , m_V and m_D . The electron recoil spectra on top of the known background of the XENON1T experiment are shown in Fig. 2. For the red curve we choose $m_D = 0.8$ MeV, $m_V = 1.2$ MeV, $\kappa e_D = 1.29 \times 10^{-11}$, $\Delta = 5$ keV and extract $f_2 = 5.54 \times 10^{-3}$ from a fit. For the blue curve, we choose $m_D = 1.3$ MeV, $m_V = 2.0$ MeV, $\kappa e_D = 1.35 \times 10^{-11}$, $\Delta = 24$ keV and $f_2 = 0.02$. The red curve is the best fit signal for the excess and the blue one corresponds to a 95% CL exclusion. The parameters for both the two curves can produce the observed relic abundance. We can see that with the XENON1T data we can already put constraints on the parameter space of the model.

We show in Fig. 3 the contributions from each energy

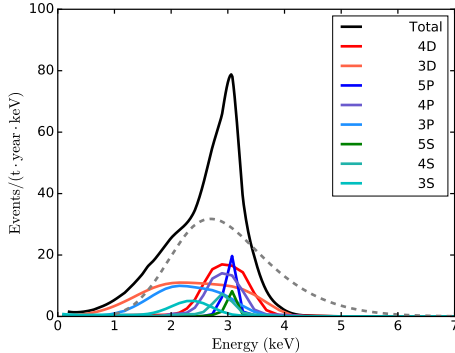


FIG. 3: Total recoil energy spectrum (Black) and its composition for $m_D = 0.8$ MeV, $m_V = 1.2$ MeV, $\kappa e_D = 1.29 \times 10^{-11}$, and $\Delta = 5$ keV. Each colored curve corresponds to a contribution from an energy level. The total expected observation, taking into account effects of detector resolution and efficiency, is shown as a dashed gray curve.

level to the recoil spectrum. In this study, $\Delta \gg E_B$ and the DM particles have negligible kinetic energies. Based on kinematical considerations, one expects the spectrum to peak around $m_D \Delta / (m_e + m_D)$ with $|\vec{q} + \vec{k}| \sim 0$. From Eq. (8), we found the form factor is peaked when $|\vec{q} + \vec{k}| \lesssim 1/r_n$, where r_n is the size of the bound state wave function on the n^{th} shell. Therefore, the size of the bound state wave function, which may be estimated using the Bohr model, $r_n \approx n^2 / (Z_{\text{XENON}} \alpha_{em} m_e)$, leads to a width in the theoretical recoil spectrum. Let $|\vec{k} + \vec{q}| = |\delta \vec{k}| \approx 1/r_n$, one obtains $\delta E_r \approx |\vec{k} \delta \vec{k}| / (m_e) \approx \alpha_{em} Z_{\text{XENON}} \sqrt{2\mu \Delta} / n^2$. The n dependence of the width is clear in Fig. 3. For electrons ionized from the layers 4S, 3D, 3P, and 3S, the peaks of the E_r distributions are shifted because of the non-negligible binding energies. In practice, as shown by the dashed gray curve, the width of the measured recoil spectrum is mainly determined by the detector energy resolution.

We perform statistical analysis assuming the same test statistic as in Ref.[4] but without systematic uncertainties, which are neglectable comparing to the statistical ones. In the high energy sideband of the spectrum where there is no observable excess, we use the XENON1T data to constrain the model parameter space. Using the asymptotic distribution of the test statistic in the large sample limit, we use the experiment spectrum in a range $E_R = \frac{m_D \Delta}{m_D + m_e} \pm 2\Delta E_R$ to set observed 95% CL limit on the signal strength, where the ΔE_R is the detector resolution extracted from Ref.[48]. We fix κe_D to reproduce the relic DM abundance in the scalar case, whose value has been shown in Fig.(1). The exclusion contours using the XENON1T spectrum are shown in Fig.(4) at fixed Δ and f_2 . Regions on the lower-left are excluded, and the constraints are stronger in regions of larger Δ and f_2 .

In the low energy region with the observable excess, we fit the XENON1T data using our simulated signal

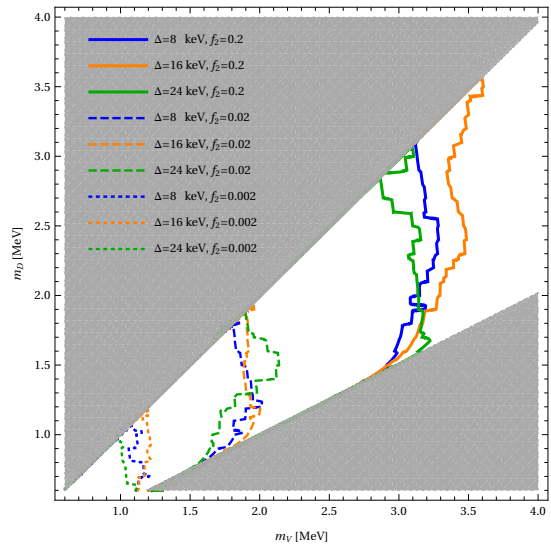


FIG. 4: Observed 95% CL limits in the parameter space of the inelastic freeze-in model with scalar DM and different Δ , f_2 . The excluded regions lie on the lower-left.

spectra. For the benchmark point in Fig.(2), the best fit signal with $f_2 = 5.54 \times 10^{-3}$ is found to be 3.6σ favored over the background-only hypothesis, which decreases to 2.6σ if the shape of tritium contribution is included as an unconstrained component. To find the parameter region consistent with this excess, we consider spectra whose $E_R \approx 2.7$ keV, fix κe_D as in the scalar case of Fig.(1), and adjust f_2 such that the yield equals to that of the best fit benchmark. Results of the parameter scan are shown in Fig.(5) as contours of m_V . We found that the model in this work can provide viable solutions to the XENON1T excess for dark photon masses between one and two MeV. The contour plot with different choices of m_V from $2m_e$ to about 2.5 MeV to fit the excess is also shown in Fig. 5, one can see that to get enough number events f_2 must be larger than a few 10^{-3} .

V. DE-EXCITATION IN THE EARLY UNIVERSE

Although χ_2 is cosmologically stable, the $\chi_2 \chi_2 \rightarrow \chi_1 \chi_1$ in the early universe can de-excite χ_2 into χ_1 . During freeze-in the temperature or “average kinetic energy” T_D is comparable to T_{SM} and is roughly equal to m_D . As $\Delta \ll m_D$, the occupation of χ_1 and χ_2 are almost equal to each other. During expansion of the universe, T_D evolves non-relativistically. As a result we can parameterize T_D as $T_D = \eta T^2 / m_D$, where $\eta \sim \mathcal{O}(1)$ can be determined by solving the Boltzmann equation. The Boltzmann equation for n_1 at $T_D \sim \Delta \ll m_D \sim m_V$ can

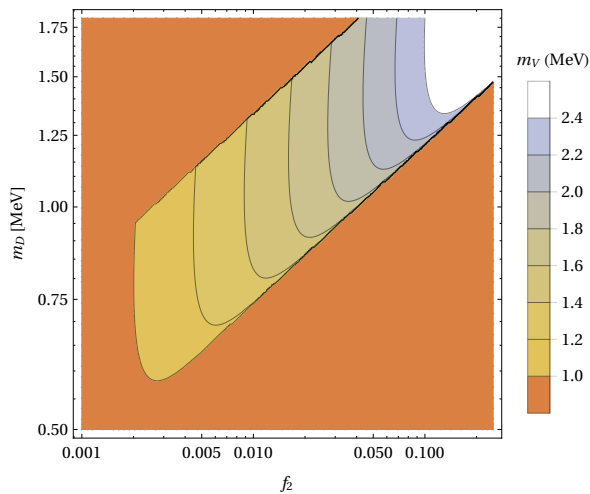


FIG. 5: Parameter space of the inelastic freeze-in model with scalar DM that is consistent with the best fit XENON1T excess, assuming no tritium contribution in the background template. The orange region is inconsistent with the requirement $m_D < m_V < 2m_D$.

be written as

$$\frac{dn_2}{dt} + 3Hn_2 = -\mathcal{C}(T_D) \left(n_2^2 e^{\Delta/T_D} - n_1^2 e^{-\Delta/T_D} \right), \quad (14)$$

where the collision coefficient \mathcal{C} , if ignoring the additional interaction terms associated with λ or y , can be written as

$$\mathcal{C}^{(0)} = \frac{e_D^4 m_D^2}{\pi m_V^4} \left(\frac{T_D}{\pi m_D} \right) \left(\frac{\Delta}{T_D} \right) K_1 \left(\frac{\Delta}{T_D} \right) \quad (15)$$

for both the scalar and spinor models introduced in Eq. (1). Here K_1 is the modified Bessel function with index 1. The decoupling of the de-excitation happens during $T_D \sim \Delta \ll T_{\text{SM}}$, so the universe is still at the radiation dominated era, and therefore the Hubble expansion rate is determined by the energy density of the SM sector. Defining $x = \Delta/T_D$ we have

$$\frac{df_2}{dx} = -\mathcal{A}x^{-1} K_1(x) [f_2^2(x)e^x - (1-f_2)^2 e^{-x}], \quad (16)$$

where

$$\begin{aligned} \mathcal{A} &= \left(\frac{9\sqrt{5}}{16\pi^4} \frac{m_{\text{pl}}^3 H_0^2 \Omega_D}{g_*^{1/2} T_{\text{CMB}}^3} \right) \left(\frac{e_D^4 m_D \Delta}{m_V^4 \eta^{1/2}} \right) \\ &\approx \frac{0.37}{\eta^{1/2}} \left(\frac{e_D}{10^{-3}} \right)^4 \left(\frac{m_V}{1.5 \text{MeV}} \right)^{-4} \frac{m_D}{0.9 \text{MeV}} \frac{\Delta}{4 \text{keV}} \end{aligned} \quad (17)$$

and H_0 is today's Hubble parameter. The dependence of today's f_2 on \mathcal{A} is shown in Fig. 6, where one can see that $f_2^{\text{today}} \approx 0.5$ for $\mathcal{A} \ll 1$, and $f_2 \approx (2\mathcal{A})^{-1}$ for $\mathcal{A} \gg 1$.

MeV scale dark photon can be copiously produced during the supernova explosion, and therefore reduce the

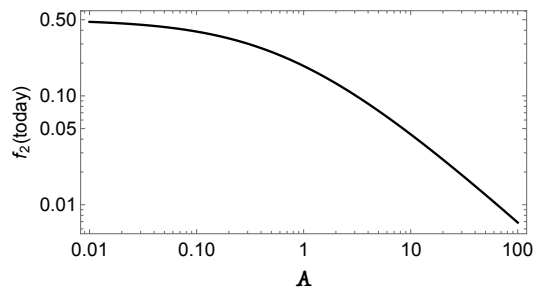


FIG. 6: Today's fraction of χ_2 as a function of \mathcal{A} defined in Eq. (17).

amount of the released neutrinos, which will conflict with the observations. For MeV scale dark photon, the constraint on the kinetic mixing can be written as [47]

$$\kappa < 2.5 \times 10^{-9} (1 \text{ MeV}/m_V)^2. \quad (18)$$

For fixed m_V and m_D and by requiring all the DM particles observed today are produced from this mechanism, it can be translated to a lower bound on e_D . Take the scalar model as an example. Eq. (18) can be translated to $e_D > 5 \times 10^{-3}$ if one takes $\kappa e_D \approx 1.25 \times 10^{-11}$ according to Fig. 1. Then from Eqs. (16) and (17) one can get that in this case

$$f_2 \lesssim 2 \times 10^{-3} \left(\frac{m_V}{1.5 \text{MeV}} \right)^4 \left(\frac{m_D}{0.9 \text{MeV}} \right)^{-1} \left(\frac{\Delta}{4 \text{keV}} \right)^{-1} \quad (19)$$

which is around the lower bound of the parameter region to explain the excess (see Fig. 5). Similarly, for the spinor DM case, in the minimal model (1), f_2 is also marginal in fitting the excess. However, one can easily open up the parameter space by introducing interaction terms associated with λ or y . In the spinor case, e.g., the collision term of the Boltzmann equation of f_2 will be scaled as

$$\mathcal{A} \rightarrow \mathcal{A} \left(1 - \frac{\lambda m_V^2}{8e_D^2 m_D^2} \right)^2. \quad (20)$$

Moreover, in both the scalar and spinor DM cases, the newly introduced interactions contribute neither to the freeze-in process nor the direct detection, serving only to cancel the down-scattering rate.

To see the impact of this cancellation on the parameter space to fit the excess, we introduce $\lambda_{eff} = \frac{\lambda m_V^2}{8e_D^2 m_D^2}$ and plot in Fig. 7 contours of m_V derived by saturating the supernova constraint Eq. (18) and $f_2 = 1/(2\mathcal{A})$. The new contours depicted in dashed blue lines are overlaid with the m_V contours which correspond to the excess shown in solid lines. For the same contour level, the solid line needs to sit to the lower-left of the dashed one in order to satisfy the supernova constraint. We found the supernova constraint can be satisfied when $\lambda_{eff} \gtrsim 0.6$. For $\lambda_{eff} = 0.6$ shown in Fig.7 left, only m_V values close

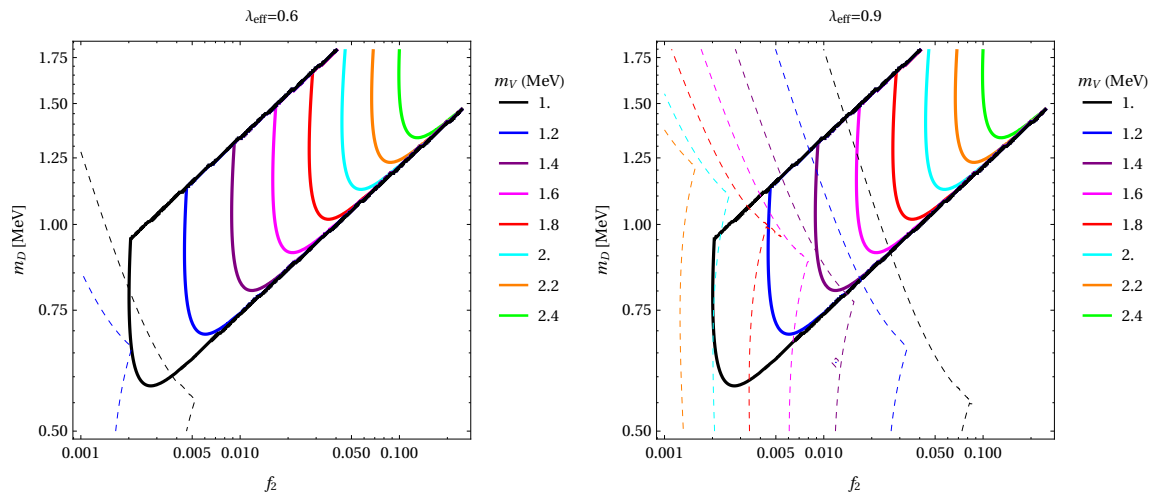


FIG. 7: Impact of cancellation in the down-scattering rate on the parameter space to fit the XENON1T excess, with $\lambda_{eff} = 0.6$ (left) and $\lambda_{eff} = 0.9$ (right). Colored contours in the figures are shown for the corresponding m_V values that can give rise to the XENON1T excess in solid and that can saturate the supernova constraint in Eq.(18) in dashed. The lower-left region of the dashed contours are satisfied by this supernova constraint.

to one MeV can satisfy this constraint. For $\lambda_{eff} \gtrsim 0.9$, the range of m_V is opened up to about 1.4 MeV.

VI. SUMMARY

Freeze-in models with small couplings to the SM field is known to be challenging to search and constrain. However, in models that the DM is composed of a two-state system and with the excited state still populated in the universe, the direct detection signal can be enhanced in

both the recoil energy and the rate. We show for the first time that the direct detection experiments' sensitivities have already reached the exciting parameter space of these models. We also present a parameter region where the model predictions can explain the excess in the XENON1T ionization result.

This work is supported by NSFC under Grant No. 11975134, the National Key Research and Development Program of China under Grant No.2017YFA0402204 and Tsinghua University Initiative Scientific Research Program.

-
- [1] L. J. Hall, K. Jedamzik, J. March-Russell and S. M. West, *JHEP* **1003**, 080 (2010) doi:10.1007/JHEP03(2010)080 [arXiv:0911.1120 [hep-ph]].
- [2] D. Tucker-Smith and N. Weiner, *Phys. Rev. D* **64**, 043502 (2001) doi:10.1103/PhysRevD.64.043502 [arXiv:hep-ph/0101138 [hep-ph]].
- [3] S. Chang, G. D. Kribs, D. Tucker-Smith and N. Weiner, *Phys. Rev. D* **79**, 043513 (2009) doi:10.1103/PhysRevD.79.043513 [arXiv:0807.2250 [hep-ph]].
- [4] E. Aprile *et al.* [XENON], [arXiv:2006.09721 [hep-ex]].
- [5] I. M. Bloch, A. Caputo, R. Essig, D. Redigolo, M. Sholapurkar and T. Volansky, [arXiv:2006.14521 [hep-ph]].
- [6] M. Chala and A. Titov, [arXiv:2006.14596 [hep-ph]].
- [7] M. Lindner, Y. Mambrini, T. B. de Melo and F. S. Queiroz, [arXiv:2006.14590 [hep-ph]].
- [8] R. Budnik, H. Kim, O. Matsedonskyi, G. Perez and Y. Soreq, [arXiv:2006.14568 [hep-ph]].
- [9] C. Gao, J. Liu, L. T. Wang, X. P. Wang, W. Xue and Y. M. Zhong, [arXiv:2006.14598 [hep-ph]].
- [10] L. Zu, G. W. Yuan, L. Feng and Y. Z. Fan, [arXiv:2006.14577 [hep-ph]].
- [11] H. An, M. Pospelov, J. Pradler and A. Ritz, [arXiv:2006.13929 [hep-ph]].
- [12] M. Baryakhtar, A. Berlin, H. Liu and N. Weiner, [arXiv:2006.13918 [hep-ph]].
- [13] J. Bramante and N. Song, [arXiv:2006.14089 [hep-ph]].
- [14] Y. Jho, J. C. Park, S. C. Park and P. Y. Tseng, [arXiv:2006.13910 [hep-ph]].
- [15] G. B. Gelmini, V. Takhistov and E. Vitagliano, [arXiv:2006.13909 [hep-ph]].
- [16] K. Nakayama and Y. Tang, [arXiv:2006.13159 [hep-ph]].
- [17] R. Primulando, J. Julio and P. Uttayarat, [arXiv:2006.13161 [hep-ph]].
- [18] A. N. Khan, [arXiv:2006.12887 [hep-ph]].
- [19] Q. H. Cao, R. Ding and Q. F. Xiang, [arXiv:2006.12767 [hep-ph]].
- [20] A. E. Robinson, [arXiv:2006.13278 [hep-ex]].
- [21] H. M. Lee, [arXiv:2006.13183 [hep-ph]].
- [22] G. Paz, A. A. Petrov, M. Tamaro and J. Zupan, [arXiv:2006.12462 [hep-ph]].
- [23] G. Choi, M. Suzuki and T. T. Yanagida, [arXiv:2006.12348 [hep-ph]].
- [24] D. Aristizabal Sierra, V. De Romeri, L. Flores and D. Pa-

- poulias, [arXiv:2006.12457 [hep-ph]].
- [25] J. Buch, M. A. Buen-Abad, J. Fan and J. S. C. Leung, [arXiv:2006.12488 [hep-ph]].
- [26] N. F. Bell, J. B. Dent, B. Dutta, S. Ghosh, J. Kumar and J. L. Newstead, [arXiv:2006.12461 [hep-ph]].
- [27] U. K. Dey, T. N. Maity and T. S. Ray, [arXiv:2006.12529 [hep-ph]].
- [28] Y. Chen, J. Shu, X. Xue, G. Yuan and Q. Yuan, [arXiv:2006.12447 [hep-ph]].
- [29] L. Di Luzio, M. Fedele, M. Giannotti, F. Mescia and E. Nardi, [arXiv:2006.12487 [hep-ph]].
- [30] M. Du, J. Liang, Z. Liu, V. Tran and Y. Xue, [arXiv:2006.11949 [hep-ph]].
- [31] L. Su, W. Wang, L. Wu, J. M. Yang and B. Zhu, [arXiv:2006.11837 [hep-ph]].
- [32] K. Harigaya, Y. Nakai and M. Suzuki, [arXiv:2006.11938 [hep-ph]].
- [33] A. Bally, S. Jana and A. Trautner, [arXiv:2006.11919 [hep-ph]].
- [34] C. Boehm, D. G. Cerdeno, M. Fairbairn, P. A. Machado and A. C. Vincent, [arXiv:2006.11250 [hep-ph]].
- [35] B. Fornal, P. Sandick, J. Shu, M. Su and Y. Zhao, [arXiv:2006.11264 [hep-ph]].
- [36] D. W. P. Amaral, do., D. G. Cerdeno, P. Foldenauer and E. Reid, [arXiv:2006.11225 [hep-ph]].
- [37] G. Alonso-Álvarez, F. Ertas, J. Jaeckel, F. Kahlhoefer and L. Thormaehlen, [arXiv:2006.11243 [hep-ph]].
- [38] K. Kannike, M. Raidal, H. Veermäe, A. Strumia and D. Teresi, [arXiv:2006.10735 [hep-ph]].
- [39] C. A. O'Hare, A. Caputo, A. J. Millar and E. Vitagliano, [arXiv:2006.10415 [astro-ph.CO]].
- [40] F. Takahashi, M. Yamada and W. Yin, [arXiv:2006.10035 [hep-ph]].
- [41] I. M. Bloch, A. Caputo, R. Essig, D. Redigolo, M. Sholapurkar and T. Volansky, [arXiv:2006.14521 [hep-ph]].
- [42] H. An, R. Huo and W. Liu, [arXiv:1812.05699 [hep-ph]].
- [43] C. Dvorkin, T. Lin and K. Schutz, Phys. Rev. D **99**, no.11, 115009 (2019) doi:10.1103/PhysRevD.99.115009 [arXiv:1902.08623 [hep-ph]].
- [44] A. Fradette, M. Pospelov, J. Pradler and A. Ritz, Phys. Rev. D **90**, no.3, 035022 (2014) doi:10.1103/PhysRevD.90.035022 [arXiv:1407.0993 [hep-ph]].
- [45] C. Bunge, J. Barrientos and A. Bunge, Atom. Data Nucl. Data Tabl. **53**, 113-162 (1993) doi:10.1006/adnd.1993.1003
- [46] D. McKeen, M. Pospelov and N. Raj, Phys. Rev. Lett. **125**, no.23, 231803 (2020) doi:10.1103/PhysRevLett.125.231803 [arXiv:2006.15140 [hep-ph]].
- [47] R. Essig, T. Volansky and T. T. Yu, Phys. Rev. D **96**, no.4, 043017 (2017) doi:10.1103/PhysRevD.96.043017 [arXiv:1703.00910 [hep-ph]].
- [48] Aprile, E. and others, Nature volume 568, pages532–535(2019) doi:10.1038/s41586-019-1124-4 [arXiv:1904.11002 [nucl-ex]].
- [49] Clementi,E. and Raimondi,D. L., The Journal of Chemical Physics, **38**, 11, 2686-2689 (1963) doi:10.1063/1.1733573
- [50] Clementi,E. and Raimondi,D. L. and Reinhardt,W. P., The Journal of Chemical Physics, **47**, 4, 1300-1307, (1967) doi:10.1063/1.1712084
- [51] Here, we only introduce the diagonal interaction of h to χ_1 and χ_2 because the off-diagonal coupling is prevented by a Z_2 symmetry, defined as $Z_2(V) = Z_2(\chi_1) = -1$, and $Z_2(\chi_2) = Z_2(h) = 1$. This symmetry is indeed inherited from the C parity of Dirac spinors.