

TURL: Table Understanding through Representation Learning

Xiang Deng
The Ohio State University
Columbus, Ohio
deng.595@buckeyemail.osu.edu

Huan Sun
The Ohio State University
Columbus, Ohio
sun.397@osu.edu

Alyssa Lees
Google Research
New York, NY
alyssalees@google.com

You Wu
Google Research
New York, NY
wuyou@google.com

Cong Yu
Google Research
New York, NY
congyu@google.com

ABSTRACT

Relational tables on the Web store a vast amount of knowledge. Owing to the wealth of such tables, there has been tremendous progress on a variety of tasks in the area of table understanding. However, existing work generally relies on heavily-engineered task-specific features and model architectures. In this paper, we present TURL, a novel framework that introduces the pre-training/fine-tuning paradigm to relational Web tables. During pre-training, our framework learns deep contextualized representations on relational tables in an unsupervised manner. Its universal model design with pre-trained representations can be applied to a wide range of tasks with minimal task-specific fine-tuning.

Specifically, we propose a structure-aware Transformer encoder to model the row-column structure of relational tables, and present a new Masked Entity Recovery (MER) objective for pre-training to capture the semantics and knowledge in large-scale unlabeled data. We systematically evaluate TURL with a benchmark consisting of 6 different tasks for table understanding (e.g., relation extraction, cell filling). We show that TURL generalizes well to all tasks and substantially outperforms existing methods in almost all instances. Our source code, benchmark, as well as pre-trained models will be available online to facilitate future research.¹

PVLDB Reference Format:

Xiang Deng, Huan Sun, Alyssa Lees, You Wu, and Cong Yu. TURL: Table Understanding through Representation Learning. PVLDB, 14(1): XXX-XXX, 2020.
doi:XX.XX/XXX.XX

1 INTRODUCTION

Relational tables are in abundance on the Web and store a large amount of knowledge, often with key entities in one column and attributes in the others. Over the past decade, various large-scale collections of such tables have been aggregated [4, 6, 7, 19]. For example, Cafarella et al. [6, 7] reported 154M relational tables out of a total of 14.1 billion tables in 2008. More recently, Bhagavatula et al.

Year ⁽¹⁾	Recipient	Film	Language	Ref
1967 (15th)	Satyajit Ray	Chiriyakhana	Bengali	[13]
1968 (16th)	Satyajit Ray	Goopy Gyne Bagha Byne	Bengali	[14]
1969 (17th)	Mrinal Sen	Bhuvan Shome	Hindi	[15]
1970 (18th)	Satyajit Ray	Pratidwandi	Bengali	[16]

Figure 1: An example of a relational table from Wikipedia.

[4] extracted 1.6M high-quality relational tables from Wikipedia. Owing to the wealth and utility of these datasets, various tasks, such as table interpretation [4, 13, 21, 27, 37, 38], table augmentation [1, 6, 10, 33, 35, 36], etc., have made tremendous progress in the past few years.

However, previous work such as [4, 35, 36] often relied on heavily-engineered task-specific methods such as simple statistical/language features or straightforward string matching. These techniques suffered from several disadvantages. First, simple features only capture shallow patterns and often fail to handle the flexible schema and varied expressions in Web tables. Second, task-specific features and model architectures require effort to design and do not generalize well across tasks.

Recently, the pre-training/fine-tuning paradigm has achieved notable success on unstructured text data. Advanced language models such as BERT [12] can be pre-trained on large-scale unsupervised text and subsequently fine-tuned on downstream tasks using task-specific supervision. In contrast, little effort has been extended to the study of such paradigms on semi-structured relational tables. Our work fills this research gap.

Promising results in some table based tasks were achieved by the representation learning model of [11]. This work serializes a table into a sequence of words and entities (similar to text data) and learns embedding vectors for words and entities using Word2Vec [20]. However, [11] cannot generate *contextualized* representations, i.e., it does not consider varied use of words/entities in different contexts and only produces a single fixed embedding vector for word/entity.

¹<https://github.com/sunlab-osu/TURL>

This work is licensed under the Creative Commons BY-NC-ND 4.0 International License. Visit <https://creativecommons.org/licenses/by-nc-nd/4.0/> to view a copy of this license. For any use beyond those covered by this license, obtain permission by emailing info@vldb.org. Copyright is held by the owner/author(s). Publication rights licensed to the VLDB Endowment.

Proceedings of the VLDB Endowment, Vol. 14, No. 1 ISSN 2150-8097.
doi:XX.XX/XXX.XX

In addition, *shallow* neural models like Word2Vec have relatively limited learning capabilities, which hinder the capture of complex semantic knowledge contained in relational tables.

We propose TURL, a novel framework for learning deep contextualized representations on relational tables via pre-training in an unsupervised manner and task-specific fine-tuning.

There are two main challenges in the development of TURL: (1) *Relational table encoding*. Existing neural network encoders are designed for linearized sequence input and are a good fit with unstructured texts. However, data in relational tables is organized in a semi-structured format. Moreover, a relational table contains multiple components including the table caption, headers and cell values. The challenge is developing a way to model the row-and-column structure as well as integrate the heterogeneous information from different components of the table. (2) *Factual knowledge modeling*. Pre-trained language models like BERT [12] and ELMo [23] focus on modeling the syntactic and semantic characteristics of word use in natural sentences. However, relational tables contain a vast amount of factual knowledge about entities, which cannot be captured by existing language models directly. Effectively modelling such knowledge in TURL is a second challenge.

To address the first challenge, we encode information from different table components into separate input embeddings and fuse them together. We then employ a *structure-aware* Transformer [29] encoder with masked self-attention. The conventional Transformer model is a bi-directional encoder, so each element (i.e., token/entity) can attend to all other elements in the sequence. We explicitly model the row-and-column structure by restraining each element to only aggregate information from other structurally related elements. To achieve this, we build a visibility matrix based on the table structure and use it as an additional mask for the self-attention layer.

For the second challenge, we first learn embeddings for each entity during pre-training. We then model the relation between entities in the same row or column with the assistance of the visibility matrix. Finally, we propose a Masked Entity Recovery (MER) pre-training objective. The technique randomly masks out entities in a table with the objective of recovering the masked items based on other entities and the table context (e.g., caption/header). *This encourages the model to learn the factual knowledge in tables and encode them into entity embeddings*. In addition, we utilize the entity mention by keeping it as additional information for a certain percentage of masked entities. *This helps our model build connections between words and entities*. We also adopt the Masked Language Model (MLM) objective from BERT, which aims to model the complex characteristics of word use in table metadata.

We pre-train our model on 570K relational tables from Wikipedia to generate contextualized representations for tokens and entities in the relational tables. We then fine-tune our model for specific downstream tasks using task-specific labeled data. A distinguishing feature of TURL is its universal architecture across different tasks - minimal modification is needed to cope with each downstream task. To facilitate research in this direction, we compiled a table understanding benchmark (TUBE) that consists of 6 diverse tasks, including entity linking, column type annotation, relation extraction, row population, cell filling and schema augmentation. With the exception of entity linking, we created our own datasets due to lack of large-scale open-sourced versions. Experimental results

Symbol	Description
T	A relational table $T = (C, H, E, e_t)$
C	Table caption (a sequence of tokens)
H	Table schema $H = \{h_0, \dots, h_i, \dots, h_m\}$
h_i	A column header (a sequence of tokens)
E	Columns in table that contains entities
e_t	The topic entity of the table $e_t = (e_t^e, e_t^m)$
e	An entity cell $e = (e^e, e^m)$

Table 1: Summary of notations for our table data.

show that TURL substantially outperforms existing task-specific and shallow Word2Vec based methods.

Our contributions are summarized as follows:

- To the best of our knowledge, TURL is the first framework that introduces the pre-training/fine-tuning paradigm to relational Web tables. The pre-trained representations along with the universal model design save tremendous effort on engineering task-specific features and architectures.
- We propose a structure-aware Transformer encoder to model the structure information in relational tables. We also present a novel Masked Entity Recovery (MER) pre-training objective to learn the semantics as well as the factual knowledge about entities in relational tables.
- To facilitate research in this direction, we present TUBE, a benchmark that consists of 6 different tasks for table understanding. We show that TURL generalizes well to various tasks and substantially outperforms existing models. Our source code, benchmark, as well as pre-trained models will be available online.

2 PRELIMINARY

We now present our data model and give a formal task definition:

In this work, we focus on relational Web tables, as we are most interested in the factual knowledge about entities. Each table $T \in \mathcal{T}$ is associated with the following: (1) Table caption C , which is a short text description summarizing what the table is about. When the page title or section title of a table is available, we concatenate these with the table caption. (2) Table headers H , which define the table schema; (3) Topic entity e_t , which describes what the table is about and is usually extracted from the table caption or page title; (4) Table cells E containing entities. Each entity cell $e \in E$ contains a specific object with a unique identifier. For each cell, we define the entity as $e = (e^e, e^m)$, where e^e is the specific entity linked to the cell and e^m is the entity mention (i.e., the text string).

(C, H, e_t) is also known as *table metadata*, while E is the actual *table content*. Notations used in the data model are summarized in Table 1.

Explicitly, we study the unsupervised representation learning on relational Web tables, which is defined as follows.

Definition 2.1. Given a relational Web table corpus, our representation learning task aims to unsupervisedly learn a task-agnostic contextualized vector representation for each token in all table captions C 's and headers H 's and for each entity (i.e., all entity cells E 's and topic entities e_t 's).

3 RELATED WORK

Representation Learning. The pre-training/fine-tuning paradigm has drawn tremendous attention in recent years. Extensive effort has been devoted to the development of unsupervised representation learning methods for both unstructured text and structured knowledge bases, which in turn can be utilized for a wide variety of downstream tasks via fine-tuning.

Earlier work, including Word2Vec [20] and GloVe [22], pre-trains distributed representations for words on large collections of documents. The resulting representations are widely used as input embeddings and offers significant improvements over randomly initialized parameters. However, pre-trained word embeddings suffer from word polysemy: they cannot model varied word use across linguistic contexts. This complexity motivated the development of contextualized word representations [12, 23, 34]. Instead of learning fixed embeddings per word, these work constructs language models that learn the joint probabilities of sentences. Such pre-trained language models have had huge success and yield state-of-the-art results on various NLP tasks [30].

Similarly, unsupervised representation learning has also been adopted in the space of structured knowledge bases (KB). Entities and relations in KB have been embedded into continuous vector spaces that still preserve the inherent structure of the KB [28]. These entity and relation embeddings are utilized by a variety of tasks, such as KB completion [5, 31], relation extraction [26, 32], entity resolution [14], etc.

More recently, there has been a corpus of work incorporating knowledge information into pre-trained language models [24, 39]. ERNIE [39] injects knowledge base information into a pre-trained BERT model by utilizing pre-trained KB embeddings and a denoising entity autoencoder objective. The experimental results demonstrate that knowledge information is extremely helpful for tasks such as entity linking, entity typing and relation extraction.

However, despite the success of representation learning on texts and KB, there has been no study exploring contextualized representation learning on relational Web tables. In this work, we introduce TURL, a methodology for learning deep contextualized representations for relational Web tables that preserve both semantics and knowledge information.

Table Interpretation. The Web stores large amounts of knowledge in relational tables. Table interpretation aims to uncover the semantic attributes of the data contained in relational tables, and transform this information into machine understandable knowledge. This task is usually accomplished with help from existing knowledge bases. In turn, the extracted knowledge can be used for KB construction and population.

There are three main tasks for table interpretation: entity linking, column type annotation and relation extraction [4, 37]. Entity linking is the task of detecting and disambiguating specific entities mentioned in a table. Since relational tables are centered around entities, entity linking is a key step for table interpretation, and a fundamental component to many table-related tasks [37]. [4] employed a graphical model, and used a collective classification technique to optimize a global coherence score for a set of entities in a table. [27] presented the T2K framework, which is an iterative

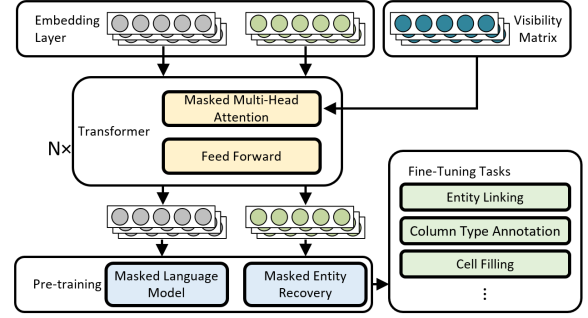


Figure 2: Overview of our TURL framework.

matching approach that combines both schema and entity matching. More recently, [13] introduced a hybrid method that combines both entity lookup and entity embeddings, and resulted in superior performance on various benchmarks.

Column type annotation and relation extraction both work with table columns. The former aims to annotate columns with KB types while the latter intends to use KB predicates to interpret relations between column pairs. Prior work has generally coupled these two tasks with entity linking [21, 27, 38]. After linking cells to entities, the types and relations associated with the entities in KB can then be used to annotate columns. In recent work, column annotation without entity linking has been explored [8, 9, 16]. These work modifies text classification models to fit relational tables and have shown promising results.

Table Augmentation. Tables are a popular data format to organize and present relational information. Users often have to manually compose tables when gathering information. It is desirable to offer some intelligent assistance to the user, which motivates the study of table augmentation [35]. Table augmentation refers to the task of expanding a seed query table with additional data. Specifically, for relational tables this can be divided into three subtasks: row population for retrieving entities for the subject column [10, 35], cell filling that fills the cell values for given subject entities [1, 33, 36] and schema augmentation that recommends headers to complete the table schema [6, 35]. For the row population tasks, [10] searches for complement tables that are semantically related to seed entities and the top ranked tables are used for population. [35] further incorporates knowledge base information with a table corpus, and develops a generative probabilistic model to rank candidate entities with entity similarity features. For cell filling, [33] uses the query table to search for matching tables, and extracts attribute values from those tables. More recently, [36] proposes the CellAutoComplete framework that makes use of a large table corpus and a knowledge base as data sources, and incorporates preprocessing, candidate value finding, and value ranking components. In terms of schema augmentation, [6] tackles this problem by utilizing an attribute correlation statistics database (ACSDb) collected on a table corpus. [35] utilizes a similar approach to the row population techniques and ranks candidate headers with set of features.

4 METHODOLOGY

In this section, we introduce our TURL framework for unsupervised representation learning on relational tables. TURL is first trained on

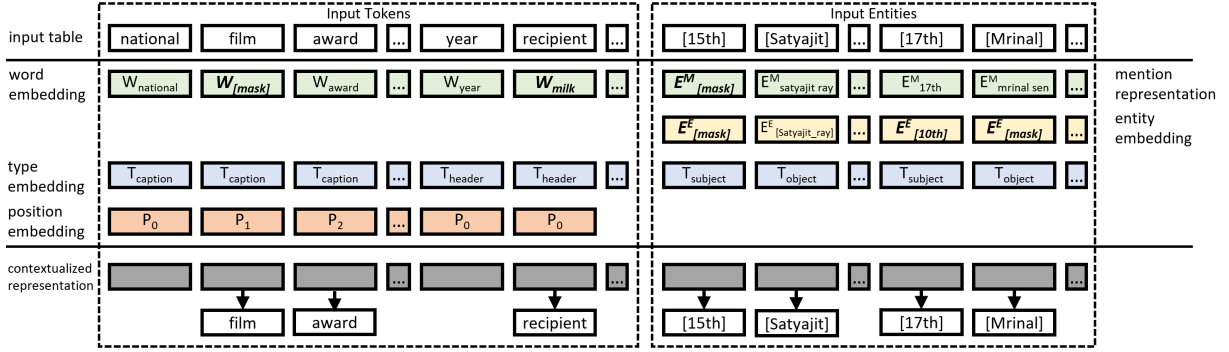


Figure 3: Illustration of the model input-output. The input table is first transformed into a sequence of tokens and entity cells, and processed for structure-aware Transformer encoder as described in Section 4.4. We then get contextualized representations for the table and use them for pre-training. Here [15th] (which means 15th National Film Awards), [Satyajit], ... are linked entity cells.

an unlabeled relational Web table corpus with pre-training objectives carefully designed to learn word semantics as well as relational knowledge between entities. The model architecture is general and can be applied to a wide range of downstream tasks with minimal modification. Moreover, the pre-training process alleviates the need for large-scale labeled data for each downstream task.

4.1 Model Architecture

Figure 2 presents an overview of TURL which consists of three modules: (1) an embedding layer to convert different components of an input table into input embeddings, (2) N stacked structure-aware Transformer [29] encoders to capture the textual information and relational knowledge, and (3) a final projection layer for pre-training objectives. Figure 3 shows an input-output example.

4.2 Embedding Layer

Given a table $T=(C, H, E, e_t)$, we first linearize the input into a sequence of tokens and entity cells by concatenating the table meta-data and scanning the table content row by row. The embedding layer then converts each token in C and H and each entity in E and e_t into an embedding representation.

Input token representation. For each token w , its vector representation is obtained as follows:

$$\mathbf{x}^t = \mathbf{w} + \mathbf{t} + \mathbf{p}. \quad (1)$$

Here \mathbf{w} is the word embedding vector, \mathbf{t} is called the type embedding vector and aims to differentiate whether token w is in the table caption or a header, and \mathbf{p} is the position embedding vector that provides relative position information for a token within the caption or a header.

Input entity representation. For each entity cell $e = (e^e, e^m)$ (same for topic entity e_t), we fuse the information from the linked entity e^e and entity mention e^m together, and use an additional type embedding vector \mathbf{t}^e to differentiate three types of entity cells (i.e., subject/object/topic entities). More specifically, we calculate the input entity representation \mathbf{x}^e as:

$$\mathbf{x}^e = \text{LINEAR}([e^e; e^m]) + \mathbf{t}^e; \quad (2)$$

$$\mathbf{e}^m = \text{MEAN}(\mathbf{w}_1, \mathbf{w}_2, \dots, \mathbf{w}_j, \dots). \quad (3)$$

Here e^e is the entity embedding learned during pre-training. To represent entity mention e^m , we use its average word embedding \mathbf{w}_j 's. LINEAR is a linear layer to fuse e^e and e^m .

A sequence of token and entity representations (\mathbf{x}^t 's and \mathbf{x}^e 's) are then fed into the next module of TURL, a structure-aware Transformer encoder, which will produce contextualized representations.

4.3 Structure-aware Transformer Encoder

We choose Transformer [29] as our base encoder block, since it has been widely used in pre-trained language models [12, 25] and achieves superior performance on various natural language processing tasks [30]. Due to space constraints, we only briefly introduce the conventional Transformer encoder and refer readers to [29] for more details. Finally, we present a detailed explanation on our proposed visibility matrix for modeling table structure.

As shown in Figure 4, each Transformer block is composed of a multi-head self-attention layer followed by a point-wise, fully connected layer [29]. More specifically, we calculate the multi-head attention as follows:

$$\text{MultiHead}(\mathbf{h}) = [\text{head}_1; \dots; \text{head}_i; \dots; \text{head}_k]W^O;$$

$$\text{head}_i = \text{Attention}\left(\mathbf{h}W_i^Q, \mathbf{h}W_i^K, \mathbf{h}W_i^V\right); \quad (4)$$

$$\text{Attention}(Q, K, V) = \text{Softmax}\left(\frac{QK^T}{\sqrt{d}}M\right)V.$$

Here $\mathbf{h} \in \mathbb{R}^{n \times d_{\text{model}}}$ is the hidden state output from the previous Transformer layer or the input embedding layer and n is the input sequence length. $\frac{1}{\sqrt{d}}$ is the scaling factor. $W_i^Q \in \mathbb{R}^{d_{\text{model}} \times d}$, $W_i^K \in \mathbb{R}^{d_{\text{model}} \times d}$, $W_i^V \in \mathbb{R}^{d_{\text{model}} \times d}$ and $W^O \in \mathbb{R}^{kd \times d_{\text{intermediate}}}$ are parameter matrices. For each head, we have $d = d_{\text{model}}/k$, where k is the number of attention heads. $M \in \mathbb{R}^{n \times n}$ is the visibility matrix which we detail next.

Visibility matrix. To interpret relational tables and extract the knowledge embedded in them, it is important to model row-column structure. For example, in Figure 1, [Satyajit] and [Chiriyakhana] are related because they are in the same row, which implies that [Satyajit] directs [Chiriyakhana]. In contrast, [Satyajit] should not be related to [Pratidwandi]. Similarly, [Hindi] is a "language"

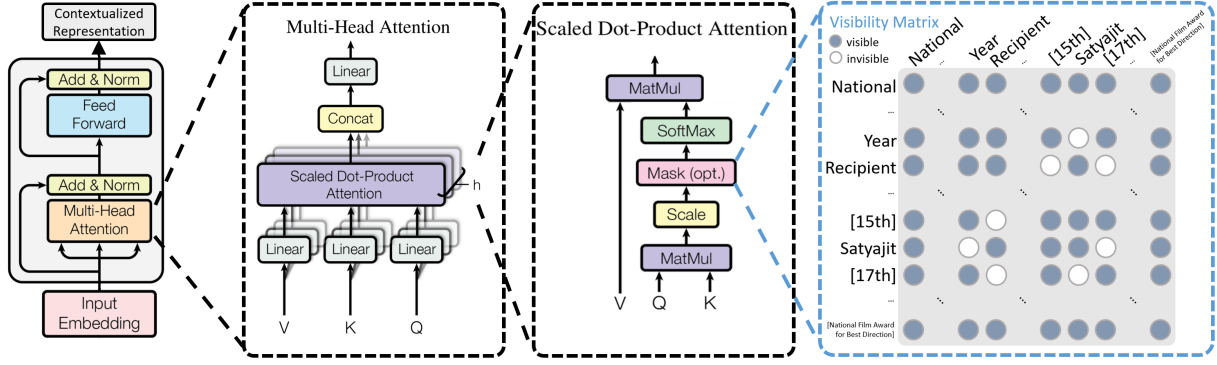


Figure 4: Our Transformer-based structure-aware encoder. We propose a visibility matrix and use it as mask in scaled dot-product attention (See M in Eqn. 4) to model the structural information in a table.

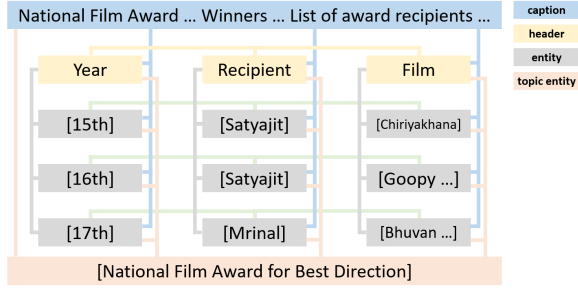


Figure 5: Graphical illustration of masked self-attention by our visibility matrix. Each token/entity in a table can only attend to its directly connected neighbors (shown as edges here). See Example 4.1 for more explanation.

and its representation has little to do with the header “Film”. We propose a visibility matrix M to model such structure information in a relational table. Figure 4 shows an example of M .

Our visibility matrix acts as an attention mask so that each token (or entity) can only aggregate information from other structurally related tokens/entities during the self-attention calculation. M is a symmetric binary matrix with $M_{i,j} = 1$ if and only if element $_j$ is visible to element $_i$. The element here can be a token in the caption or a header, or an entity in a table cell. More specifically, we calculate M as follows:

- If element $_i$ is the topic entity or a token in table caption, $\forall j, M_{i,j} = 1$. Table caption and topic entity are visible to all components of the table.
- If element $_i$ is a token or an entity in the table, $M_{i,j} = 1$ if element $_j$ is a token or an entity in the same row or the same column. Entities and text content in the same row or the same column are visible to each other.

Example 4.1. Use Figure 5 as an example. “National Film ... recipients ...” are tokens from the caption and [National Film Award for Best Direction] is the topic entity, and hence they can aggregate information from all other elements. “Year” is a token from a column header, and it can attend to all elements *except* for entity cells not belonging to that column. [Satyajit] is an entity from a table cell, so it can only attend to the caption, topic entity, entity cells in the same row/column as well as the header of that column.

4.4 Pre-training Objective

In order to pre-train our model on an unlabeled table corpus, we adopt the Masked Language Model (MLM) objective from BERT to learn representations for tokens in table metadata and propose a Masked Entity Recovery (MER) objective to learn entity cell representations.

Masked Language Model. We adopt the same Masked Language Model objective as BERT, which trains the model to capture the lexical, semantic and contextual information described by table metadata. Given an input token sequence including table caption and table headers, we simply mask some percentage of the tokens at random, and then predict these masked tokens. We adopt the same percentage settings as BERT. The pre-training data processor selects 20% of the token positions at random (note, we use a slightly larger ratio compared with 15% in [12] as we want to make the pre-training more challenging). For a selected position, (1) 80% of the time we replace it with a special [MASK] token, (2) 10% of the time we replace it with another random token, and (3) 10% of the time we keep it unchanged.

Example 4.2. Figure 3 shows an example of the above random process in MLM, where (1) “film”, “award” and “recipient” are chosen randomly, and (2) the input word embedding of “film” is further chosen randomly to be replaced with the embedding of [MASK], (3) the input word embedding of “recipient” to be replaced with the embedding of a random word “milk”, and (4) the input word embedding of “award” to remain the same.

Given a token position selected for MLM, which has a contextualized representation h^t output by our encoder, the probability of predicting its original token $w \in \mathcal{W}$ is then calculated as:

$$P(w) = \frac{\exp(\text{LINEAR}(h^t) \cdot w)}{\sum_{w_k \in \mathcal{W}} \exp(\text{LINEAR}(h^t) \cdot w_k)} \quad (5)$$

Masked Entity Recovery. In addition to MLM, we propose a novel Masked Entity Recovery (MER) objective to help the model capture the factual knowledge embedded in the table content as well as the associations between table metadata and table content. Essentially, we mask a certain percentage of input entity cells and then recover the linked entity based on surrounding entity cells and table metadata. This requires the model to be able to infer the relation between

entities from table metadata and encode the knowledge in entity embeddings.

In addition, our proposed masking mechanism takes advantage of entity mentions. Specifically, as shown in Eqn. 2, the input entity representation has two parts: the entity embedding \mathbf{e}^e and the entity mention representation \mathbf{e}^m . For some percentage of masked entity cells, we only mask \mathbf{e}^e , and as such the model receives additional entity mention information to help form predictions. This assists the model in building a connection between entity embeddings and entity mentions, and helps downstream tasks where only cell texts are available.

Specifically, we propose the following masking mechanism for MER: The pre-training data processor chooses 60% of entity cells at random. Here we adopt a higher masking ratio for MER compared with MLM, because oftentimes in downstream tasks, none or few entities are given. For one chosen entity cell, (1) 10% of the time we keep both \mathbf{e}^m and \mathbf{e}^e unchanged (2) 63% (i.e., 70% of the left 90%) of the time we mask both \mathbf{e}^m and \mathbf{e}^e (3) 27% (i.e., 30% of the left 90%) of the time we keep \mathbf{e}^m unchanged, and mask \mathbf{e}^e (among which we replace \mathbf{e}^e with embedding of a random entity to inject noise in 10% of the time). Similar to BERT, in both MLM and MER we keep a certain portion of the selected positions unchanged so that the model can generate good representations for non-masked tokens/entity cells. Trained with random tokens/entities replacing the original ones, the model is robust and utilizes contextual information to make predictions rather than simply copying the input representation.

Example 4.3. Take Figure 3 as an example. [15th], [Satyajit], [17th] and [Mrinal] are first chosen for MER. Then, (1) the input mention representation and entity embedding of [Satyajit] remain the same. (2) The input mention representation and entity embedding of [15th] are both replaced with the embedding of [MASK] (3) The input entity embedding of [Mrinal] is replaced with embedding of [MASK], while the input entity embedding of [17th] is replaced with the embedding of a random entity [10th]. In both cases, the input mention representation are unchanged.

Given an entity cell selected for MER with a contextualized representation \mathbf{h}^e output by our encoder, the probability of predicting entity $e \in \mathcal{E}$ is then calculated as follows.

$$P(e) = \frac{\exp(\text{LINEAR}(\mathbf{h}^e) \cdot \mathbf{e}^e)}{\sum_{e_k \in \mathcal{E}} \exp(\text{LINEAR}(\mathbf{h}^e) \cdot \mathbf{e}_k^e)} \quad (6)$$

In reality, considering the entity vocabulary \mathcal{E} is quite large, we only use the above equation to rank entities from a given candidate set. For efficient training, we construct the candidate set with (1) entities in the current table, (2) entities that have co-occurred with those in the current table, and (3) randomly sampled negative entities.

We use a cross-entropy loss function for both MLM and MER objectives and the final pre-training loss is given as follows:

$$\text{loss} = \sum \log(P(w)) + \sum \log(P(e)), \quad (7)$$

where the sums are over all tokens and entity cells selected in MLM and MER respectively.

Pre-training details. In this work, we denote the number of Transformer blocks as N , the hidden dimension of input embeddings and

all Transformer block outputs as d_{model} , the hidden dimension of the fully connected layer in a Transformer block as $d_{\text{intermediate}}$, and the number of self-attention heads as k . We take advantage of a pre-trained TinyBERT [17] model, which is a knowledge distilled version of BERT with a smaller size, and set the hyperparameters as follows: $N = 4$, $d_{\text{model}} = 312$, $d_{\text{intermediate}} = 1200$, $k = 12$. We initialize our structure-aware Transformer encoder parameters, word embeddings and position embeddings with TinyBERT [17]. Entity embeddings are initialized using averaged word embeddings in entity names, and type embeddings are random initialized. We use Adam [18] optimizer with a linearly decreasing learning rate. The initial learning rate is $1e-4$ chosen from $[1e-3, 5e-4, 1e-4, 1e-5]$ based on our validation set. We pre-trained the model for 80 epochs.

5 DATASET CONSTRUCTION FOR PRE-TRAINING

We construct a dataset for unsupervised representation learning based on the WikiTable corpus [4], which originally contains around 1.65M tables extracted from Wikipedia pages. The corpus contains a large amount of factual knowledge on various topics ranging from sport events (e.g., Olympics) to artistic works (e.g., TV series). The following sections introduce our data construction process as well as characteristics of the dataset.

5.1 Data Pre-processing and Partitioning

Pre-processing. The corresponding Wikipedia page of a table often provides much contextual information, such as page title and section title that can aid in the understanding of table topic. We concatenate page title, section title and table caption to obtain a comprehensive description.

In addition, each table in the corpus contains one or more header rows and several rows of table content. For tables with more than one header row, we concatenate headers in the same column to obtain one header for each column. For each cell, we obtain hyperlinks to Wikipedia pages in it and use them to normalize different entity mentions corresponding to the same entity. We treat each Wikipedia page as an individual entity and do not use additional tools to perform entity linking with an external KB. For cells containing multiple hyperlinks, we only keep the first link. We also discard rows that have merged columns in a table.

Identify relational tables. We first locate all columns that contain at least one linked cell after pre-processing. We further filter out noisy columns with empty or illegal headers (e.g., *note*, *comment*, *reference*, digit numbers, etc.). The columns left are entity-centric and are referred to as entity columns. We then identify relational tables by finding tables that have a subject column. A simple heuristic is employed for subject column detection: the subject column must be located in the first two columns of the table and contain unique entities which we treat as subject entities. We further filter out tables containing less than three entities or more than twenty columns. With this process, we obtain 670,171 relational tables.

Data partitioning. From the above 670,171 tables, we select a high quality subset for evaluation: From tables that have (1) more than four linked entities in the subject column, (2) at least three entity columns including the subject column, and (3) more than half of the cells in entity columns are linked, we randomly select 10000

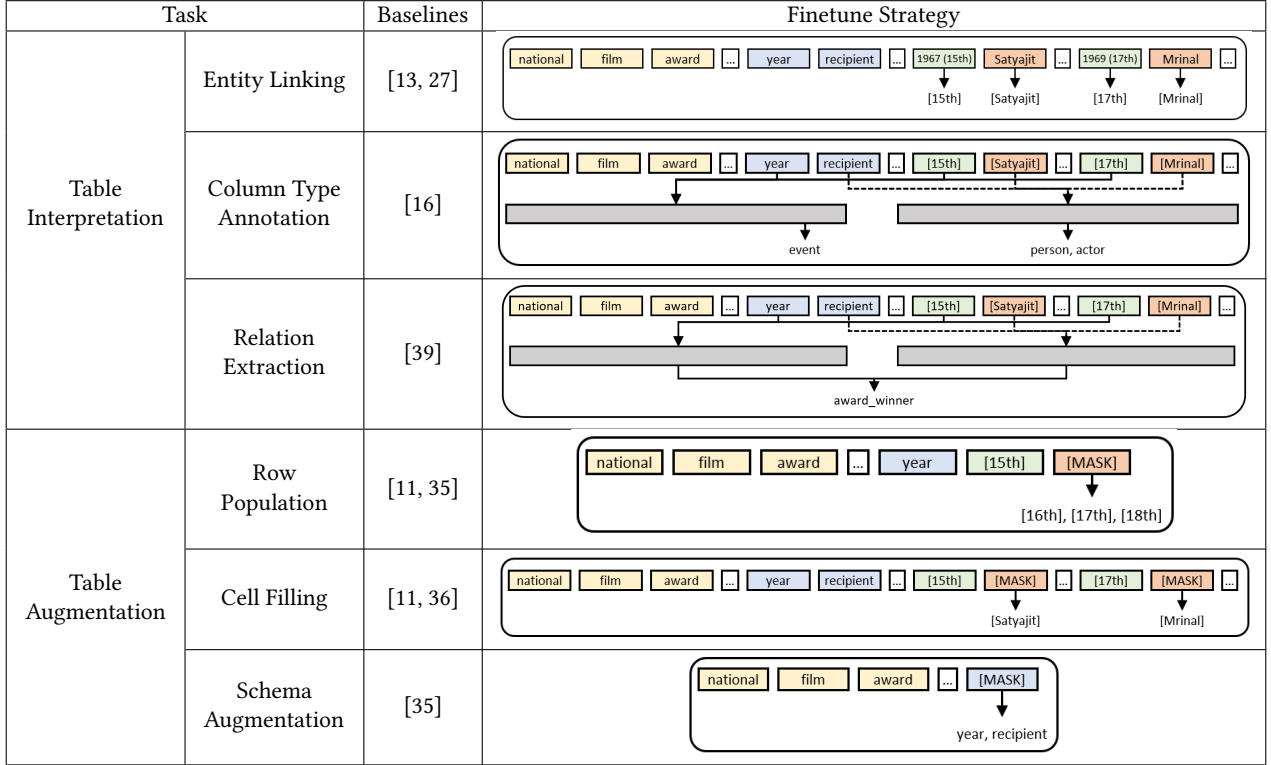


Table 2: An overview of our benchmark tasks, baselines, and strategies to fine-tune TURL.

	split	min	mean	median	max
# row	train	1	13	8	4670
	dev	5	20	12	667
	test	5	21	12	3143
# ent. columns	train	1	2	2	20
	dev	3	4	3	15
	test	3	4	3	15
# ent.	train	3	19	9	3911
	dev	8	57	34	2132
	test	8	60	34	9215

Table 3: Dataset statistics (per table) in pre-training.

to form a held-out set. We further randomly partition this set into validation/testing sets via a rough 1:1 ratio for model evaluation. All relational tables not in the evaluation set are used for pre-training. In sum, we have 570171 / 5036 / 4964 tables respectively for pre-training/validation/testing sets.

5.2 Dataset Statistics in Pre-training

Fine-grained statistics of our datasets are summarized in Table 3. We can see that most tables in our pre-training dataset have moderate size, with median of 8 rows, 2 entity columns and 9 entities per table. We build a token vocabulary using the BERT-based tokenizer [12] (with 30,522 tokens in total). For the entity vocabulary, we construct it based on the training table corpus and obtain 926,135 entities after removing those that appear only once.

6 EXPERIMENTS

To systematically evaluate our pre-trained framework as well as facilitate research, we compile a table understanding benchmark consisting of 6 widely studied tasks covering table interpretation (e.g., entity linking, column type annotation, relation extraction) and table augmentation (e.g., row population, cell filling, schema augmentation). We include existing datasets for entity linking. However, due to lack of large-scale open-sourced datasets, we create new datasets for other tasks based on our held-out set of relational tables and an existing KB.

Next we introduce the definition, baselines, dataset and results for each task. Our pre-trained framework is general and can be fine-tuned for all the independent tasks.

6.1 General Setup across All Tasks

We use the pre-training tables to create the training set for each task, and always build data for evaluation using the held-out validation/testing tables. This way we ensure that there is no overlapping tables in training and validation/testing. For fine-tuning, we initialize the parameters with a pre-trained model, and further train all parameters with a task-specific objective. To demonstrate the efficiency of pre-training, we only fine-tune our model for 10 epochs unless otherwise stated.

6.2 Entity Linking

Entity linking is a fundamental task in table interpretation, which is defined as:

Definition 6.1. Given a table T and a knowledge base \mathcal{KB} , entity linking aims to link each potential mention in cells of T to its referent entity $e \in \mathcal{KB}$.

Entity linking is usually addressed in two steps: a candidate generation module first proposes a set of potential entities, and an entity disambiguation module then ranks and selects the entity that best matches the surface form and is most consistent with the table context. Following existing work [4, 13, 27], we focus on entity disambiguation and use an existing Wikidata Lookup service for candidate generation.

Baselines. We compare against the most recent methods for table entity linking T2K [27], Hybrid II [13], as well as the off-the-shelf Wikidata Lookup service. T2K uses an iterative matching approach that combines both schema and entity matching. Hybrid II [13] combines a lookup method with an entity embedding method. For Wikidata Lookup, we simply use the top-1 returned result as the prediction.

Fine-tuning TURL. Entity disambiguation is essentially matching a table cell with candidate entities. We treat each cell as a potential entity, and input its cell text (entity mention e^m in Eqn. 2) as well as table metadata to our Transformer encoder and obtain a contextualized representation h^e for each cell. To represent each candidate entity, we utilize the name and description as well as type information from a KB. The intuition is that when the candidate generation module proposes multiple entity candidates with similar names, we will utilize the description and type information to find the candidate that is most consistent with the table context. Specifically, for a KB entity e , given its name N and description D (both are a sequence of words) and types T , we get its representation e^{kb} as follows:

$$e^{kb} = [\text{MEAN}_{w \in N}(w), \text{MEAN}_{w \in D}(w), \text{MEAN}_{t \in T}(t)]. \quad (8)$$

Here, w is the embedding for word w , which is shared with the embedding layer of pre-trained model. t is the embedding for entity type t to be learned during this fine-tuning phase. We then calculate a matching score between e^{kb} and h^e similarly as Eqn. 6. We do not use the entity embeddings pre-trained by our model here, as the goal is to link mentions to entities in a target KB, not necessarily those appear in our pre-training table corpus. The model is fine-tuned with a cross-entropy loss.

Task-specific Datasets. We use two datasets to evaluate different entity linking models and compare their performance: (1) We adopt the Wikipedia gold standards (WikiGS) dataset from [13], which contains 4,453,329 entity mentions extracted from 485,096 Wikipedia tables and links them to DBpedia [3]. (2) Since tables in WikiGS also come from Wikipedia, some of the tables may have already been seen during pre-training. Although the entity linking information is mainly used to train entity embeddings, which is not used here. For a better comparison, we also create our own testing set from the held-out test tables mentioned in Section 5.1, which contains 297,018 entity mentions from 4,964 tables. We use names and descriptions returned by Wikidata Lookup, and entity types from DBpedia.

The training set for fine-tuning TURL is based on our pre-training corpus but with tables in the above WikiGS removed. We also remove duplicate entity mentions and mentions where Wikidata

WikiGS	Method	F1	P	R
	T2K	34	70	22
	Hybrid II	64	69	60
	Wikidata Lookup	57	67	49
	TURL + fine-tuning	67	79	58
	w/o entity description	60	70	52
Our Testing	w/o entity type	66	78	57
	Wikidata Lookup (Oracle)	74	88	64
	Method	F1	P	R
	Wikidata Lookup	62	64	60
	TURL + fine-tuning	68	71	66
	w/o entity description	60	63	58
	w/o entity type	67	70	65
	Wikidata Lookup (Oracle)	79	82	76

Table 4: Model evaluation on entity linking task. The top half shows results on Wikipedia gold standards. The bottom half shows results on our testing set.

Method	F1	P	R
Sherlock	78.47	88.40	70.55
TURL + fine-tuning (only entity mention)	88.86	90.54	87.23
TURL + fine-tuning	94.75	94.95	94.56
w/o table metadata	93.77	94.80	92.76
w/o learned embedding	92.69	92.75	92.63
only table metadata	90.24	89.91	90.58
only learned embedding	93.33	94.72	91.97

Table 5: Model evaluation on column type annotation task.

Lookup fails to return the ground truth entity in candidates, and finally obtain 1,264,217 entity mentions in 192,728 tables to fine-tune our model for the entity linking task.

Results. We set the maximum candidate size for Wikidata Lookup at 50 and also include the result of Wikidata Lookup (Oracle), which considers an entity linking instance as correct as long as the ground-truth entity is in the candidate set. Due to lack of open-sourced implementations, we directly use the results of T2K and Hybrid II in [13]. We use F1, precision (P) and recall (R) measures for evaluation. False positive is the number of mentions where the model links to wrong entities, not including the cases where the model makes no prediction (e.g., Wikidata Lookup returns empty candidate set).

As shown in Table 4, our model gets the best F1 score and substantially improves precision. The disambiguation accuracy on WikiGS is 89.62% (predict the correct entity if it is in the candidate set). A more advanced candidate generation module can help achieve better results in the future. We also conduct an ablation study on our model by removing the description or type information of a candidate entity from Eqn. 8. From Table 4, we can see that entity description is very important for disambiguation, while entity type information only brings minor improvement. This is perhaps due to the incompleteness of DBpedia, where a lot of entities have no types assigned or have missing types.

6.3 Column Type Annotation

We define the task of column type annotation as follow:

Definition 6.2. Given a table T and a set of semantic types \mathcal{L} , column type annotation refers to the task of annotating a column

Method	person	pro_athlete	actor	location	citytown
Sherlock	96.85	74.39	29.07	91.22	55.72
TURL + fine-tuning	99.71	91.14	74.85	99.32	79.72
only entity mention	98.44	87.11	58.86	96.59	60.13
w/o table metadata	99.63	90.38	74.46	99.01	77.37
w/o learned embedding	99.38	90.56	71.39	98.91	75.55
only table metadata	98.26	88.80	70.86	98.11	72.54
only learned embedding	98.72	91.06	73.62	97.78	75.16

Table 6: Further analysis on column type annotation: Model performance for 5 selected types. Results are F1 on validation set.

in T with $l \in \mathcal{L}$ so that all entities in the column have type l . Note that a column can have multiple types.

Column type annotation is a crucial task for table understanding and is a fundamental step for many downstream tasks like data integration and knowledge discovery. Earlier work [21, 27, 38] on column type annotation often coupled the task with entity linking. First entities in a column are linked to a KB and then majority voting is employed on the types of the linked entities. More recently, [8, 9, 16] have studied column type annotation based on cell texts only. Here we adopt a similar setting, i.e., use the available information in a given table directly for column type annotation without performing entity linking first.

Baselines. We compare our results with the state-of-the-art model Sherlock [16] for column type annotation. Sherlock uses 1588 features describing statistical properties, character distributions, word embeddings, and paragraph vectors of the cell values in a column. It was originally designed to predict a single type for a given column. We change its final layer to $|\mathcal{L}|$ Sigmoid activation functions, each with a binary cross-entropy loss, to fit our multi-label setting.

Fine-tuning TURL. To predict the type(s) for a column, we first extract the contextualized representation of the column \mathbf{h}_c as follows:

$$\mathbf{h}_c = [\text{MEAN}(\mathbf{h}_i^t, \dots); \text{MEAN}(\mathbf{h}_j^e, \dots)]. \quad (9)$$

Here \mathbf{h}_i^t 's are representations of tokens in the column header, \mathbf{h}_j^e 's are representations of entity cells in the column. The probability of predicting type l is then given as,

$$P(l) = \text{Sigmoid}(\mathbf{h}_c \mathbf{W}_l + b_l). \quad (10)$$

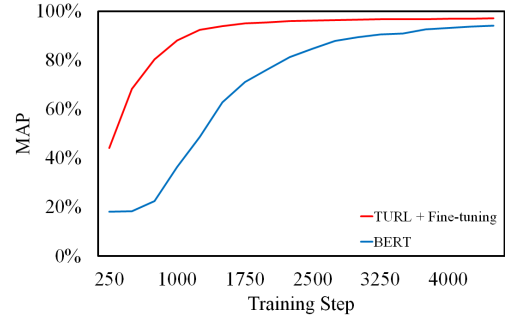
Same as with the baselines, we optimize the binary cross-entropy loss, y is the ground truth label for type l

$$\text{loss} = \sum y \log(P(l)) + (1 - y) \log(1 - P(l)) \quad (11)$$

Task-specific Datasets. We refer to Freebase [15] to obtain semantic types \mathcal{L} because of its richness, diversity, and scale. We only keep those columns in our relational table corpus that have at least three linked entities to Freebase, and for each column, we use the common types of its entities as annotation. We further filter out types with less than 100 training instances and keep only the most representative types. In the end, we get a total number of 255 types, 628,254 columns from 397,098 tables for training, 13,025 (13,391) columns from 4,764 (4,844) tables for testing (validation).

Results. We use the validation set for early stopping in training the Sherlock model, which takes over 100 epochs. We evaluate

Method	F1	P	R
BERT-based	90.94	91.18	90.69
TURL + fine-tuning (only table metadata)	92.13	91.17	93.12
TURL + fine-tuning	94.91	94.57	95.25
w/o table metadata	93.85	93.78	93.91
w/o learned embedding	93.35	92.90	93.80

Table 7: Model evaluation on relation extraction task.**Figure 6: Comparison of fine-tuning our model and BERT for relation extraction: Our model converges much faster. Here one training step refers to training for one batch.**

model performance using F1, Precision (P) and Recall (R) measures. Results are shown in Table 5.

Our model substantially outperforms the baseline, even when using the same input information (only entity mention vs Sherlock). Adding table metadata information and entity embedding learned during pre-training further boost the performance to 94.75 under F1. In addition, our model achieves such performance using only 10 epochs for fine-tuning, which demonstrates the efficiency of the pre-training/fine-tuning paradigm. More detailed results for several types are shown in Table 6, where we observe that all methods work well for coarse-grained types like person and location. However, fine-grained types like actor and citytown are much more difficult to predict. More specifically, it is hard for a model to predict such types for a column only based on entity mentions in cells. On the other hand, using table metadata works much better than using entity mentions (e.g., 70.86 vs 58.86 for actor and 72.54 vs 60.13 for citytown). This indicates the importance of table context information for predicting fine-grained column types.

6.4 Relation Extraction

Relation extraction is the task of mapping column pairs in a table to relations in a KB. A formal definition is given as follows.

Definition 6.3. Given a table T and a set of relations \mathcal{R} in KB. For a subject-object column pair in T , we aim to annotate it with $r \in \mathcal{R}$ so that r holds between all entity pairs in the columns.

Most existing work [21, 27, 38] assumes that all relations between entities are known in KB and relations between columns can be easily inferred based on entity linking results. However, such methods rely on entity linking performance and suffer from KB incompleteness. Here we aim to conduct relation extraction without explicitly linking table cells to entities. *This is important as it allows the extraction of new knowledge from Web tables for tasks like knowledge base population.*

Baselines. We compare our model with a state-of-the-art text based relation extraction model [39] which utilizes a pretrained BERT model to encode the table information. For text based relation extraction, the task is to predict the relation between two entity mentions in a sentence. Here we adapt the setting by treating the concatenated table metadata as a sentence, and the headers of the two columns as entity mentions.

Fine-tuning TURL. We use similar model architecture as column type annotation as follows.

$$P(r) = \text{Sigmoid}([\mathbf{h}_c; \mathbf{h}_{c'}]W_r + b_r). \quad (12)$$

Here $\mathbf{h}_c, \mathbf{h}_{c'}$ are aggregated representation for the two columns obtained same as Eqn. 9. We use binary cross-entropy loss for optimization.

Task-specific Datasets. We prepare datasets for relation extraction in a similar way as the previous column type annotation task, based on our pre-training table partitions. Specifically, we obtain relations \mathcal{R} from Freebase. For each table in our corpus, we pair its subject column with each of its object columns, and annotate the column pair with relations shared by more than half of the entity pairs in the columns. We only keep relations that have more than 100 training instances. Finally, we obtain a total number of 121 relations, 62,954 column pairs from 52,943 tables for training, and 2072 (2,175) column pairs from 1467 (1,560) tables for testing (validation).

Results. We fine-tune the BERT-based model for 25 epochs. We use F1, Precision (P) and Recall (R) measures for evaluation. Results are summarized in Table 7.

From Table 7 we can see that: (1) Both the BERT-based baseline and our model achieve good performance, with F1 scores larger than 0.9. (2) Our model outperforms the BERT-based baseline under all settings, even when using the same information (i.e., only table metadata vs BERT-based). Moreover, we plot the mean average precision (MAP) curve on our validation set during training in Figure 6. As one can see, our model converges much faster in comparison with the BERT-based baseline, which demonstrates that our model learns a better initialization through pre-training.

6.5 Row Population

Row population is the task of augmenting a given table with more rows or row elements. For relational tables, existing work has tackled this problem by retrieving entities to fill the subject column [35, 37]. A formal definition of the task is given below.

# seed	0		1	
Method	MAP	Recall	MAP	Recall
EntiTables [35]	17.90	63.30	42.31	78.13
Table2Vec [11]	-	63.30	20.86	78.13
TURL + fine-tuning	40.92	63.30	48.31	78.13

Table 8: Model evaluation on row population task. Recall is the same for all methods because they share the same candidate generation module.

Definition 6.4. Given a partial table T , and an optional set of seed subject entities, row population aims to retrieve more entities to fill the subject column.

Baselines. We adopt models from [35] and [11] as baselines. [35] uses a generative probabilistic model which ranks candidate entities considering both table metadata and entity co-occurrence statistics. [11] further improves upon [35] by utilizing entity embeddings trained on the table corpus to estimate entity similarity. We use the same candidate generation module from [35] for all methods, which formulates a search query using either the table caption or seed entities and then retrieves tables via the BM25 retrieval algorithm. Subject entities in those retrieved tables will be candidates for row population.

Fine-tuning TURL. We adopt the same candidate generation module used by baselines. We then append the [MASK] token to the input, and use the hidden representation \mathbf{h}^e of [MASK] to rank these candidates as shown in Table 2. We fine-tune our model with multi-label soft margin loss as shown below:

$$P(e) = \text{Sigmoid}(\text{LINEAR}(\mathbf{h}^e) \cdot \mathbf{e}^e),$$

$$\text{loss} = \sum_{e \in \mathcal{E}_C} y \log(P(e)) + (1 - y) \log(1 - P(e)). \quad (13)$$

Here \mathcal{E}_C is the candidate entity set, and y is the ground truth label of whether e is a subject entity of the table.

Task-specific Datasets. Tables in our pre-training set with more than 3 subject entities are used for fine-tuning TURL and developing baseline models, while tables in our held-out set with more than 5 subject entities are used for evaluation. In total, we obtain 432,660 tables for fine-tuning with 10 subject entities on average, and 4,132 (4,205) tables for testing (validation) with 16 (15) subject entities on average.

Results. The experiments are conducted under two settings: without any seed entity and with one seed entity. For experiments without the seed entity, we only use table caption for candidate generation. For entity ranking in EntiTables [35], we use the combination of caption and label likelihood when there is no seed entity, and only use entity similarity when seed entities are available. This strategy works best on our validation set. As shown in Table 8, our method outperforms all baselines. In particular, previous methods rely on entity similarity and are not applicable or have poor results when there is no seed entity available. Our method achieves a decent performance even without any seed entity, which demonstrates the effectiveness of TURL for generating contextualized representations based on both table metadata and content.

6.6 Cell Filling

We examine the utility of our model in filling other table cells, assuming the subject column is given. This is similar to the setting in [33, 36], which we formally define as follows.

Definition 6.5. Given a partial table T with the subject column filled and an object column header, cell filling aims to predict the object entity for each subject entity.

Baselines. We adopt [36] as our base model. It has two main components, candidate value finding and value ranking. The same candidate value finding module is used for all methods: Given a subject entity e and object header h for the to-be-filled cells, we find all entities that appear in the same row with e in our pre-training table corpus, and only keep entities whose source header h' is related to h . Here we use the formula from [36] to measure the relevance of two headers $P(h'|h)$,

$$P(h'|h) = \frac{n(h', h)}{\sum_{h''} n(h'', h)}. \quad (14)$$

Here $n(h', h)$ is the number of table pairs in the table corpus that contain the same entity for a given subject entity in columns h' and h . The intuition is that if two tables contain the same object entity for a given subject entity e in columns with headings h_a and h_b , then h_a and h_b might refer to the same attribute. For value ranking, the key is to match the given header h with the source header h' , we can then get the probability of the candidate entity e belongs to the cell $P(e|h)$ as follows:

$$P(e|h) = \text{MAX}(\text{sim}(h', h)). \quad (15)$$

Here h'' 's are the source headers associated with the candidate entity in the pre-training table corpus. $\text{sim}(h', h)$ is the similarity between h' and h . We develop three baseline methods for $\text{sim}(h', h)$: (1) **Exact**: predict the entity with exact matched header, (2) **H2H**: use the $P(h'|h)$ described above. (3) **H2V**: similar to [11], we train header embeddings with Word2Vec on the table corpus. We then measure the similarity between headers using cosine similarity.

Fine-tuning TURL. Since cell filling is very similar to the MER pre-training task, we do not fine-tune the model, and directly use [MASK] to select from candidate entities same as MER (Eqn. 6).

Task-specific Datasets. To evaluate different methods on this task, we use the held-out testing tables in our pre-training phase and extract from them those subject-object column pairs that have at least three valid entity pairs. Finally we obtain 9,075 column pairs for evaluation.

Results. For candidate value finding, using all entities appearing in the same row with a given subject entity e achieves a recall of 62.51% with 165 candidates on average. After filtering with $P(h'|h) > 0$, the recall drops slightly to 61.45% and the average number of candidates reduces to 86. For value ranking, we only consider those testing instances with the target object entity in the candidate set and evaluate them under Precision@K (or, P@K). Results are summarized in Table 9, from which we show: (1) Simple **Exact** match achieves decent performance, and using **H2H** or **H2V** only slightly improves the results. (2) Even though our model directly ranks the candidate entities without explicitly using their source table information, it outperforms other methods. This indicates that our model already

Method	P @ 1	P @ 3	P @ 5	P @ 10
Exact	51.36	70.10	76.80	84.93
H2H	51.90	70.95	77.33	85.44
H2V	52.23	70.82	77.35	85.58
TURL	54.80	76.58	83.66	90.98

Table 9: Model evaluation on cell filling task.

Method	#seed column labels	
	0	1
kNN	80.16	82.01
TURL + fine-tuning	81.94	77.55

Table 10: Model evaluation on schema augmentation task.

encodes the factual knowledge in tables into entity embeddings through pre-training.

6.7 Schema Augmentation

Aside from completing the table content, another direction of table augmentation focuses on augmenting the table schema, i.e., discovering new column headers to extend a table with more columns [6, 11, 33, 35]. Following [11, 33, 35], we formally define the task below.

Definition 6.6. Given a partial table T , which has a caption and zero or a few seed headers, and a header vocabulary \mathcal{H} , schema augmentation aims to recommend a ranked list of headers $h \in \mathcal{H}$ to add to T .

Baselines. We adopt the method in [35] which searches our pre-training table corpus for related tables, and use headers in those related tables for augmentation. More specifically, we encode the given table caption as a tf-idf vector and then use the K-nearest neighbors algorithm (kNN) [2] with cosine similarity to find the top-10 most related tables. We rank headers from those tables by aggregating the cosine similarities for tables they belong to. When seed headers are available, we re-weight the tables by the overlap of their schemas with seed headers same as [35].

Fine-tuning TURL. We concatenate the table caption, seed headers and a [MASK] token as input to our model. The output for [MASK] is then used to predict the headers in a given header vocabulary \mathcal{H} . We fine-tune our model use binary cross-entropy loss.

Task-specific Datasets. We collect \mathcal{H} from the pre-training table corpus. We normalize the headers using simple rules, only keep those that appear in at least 10 different tables, and finally obtain 5652 unique headers, with 316,858 training tables and 4,646 (4,708) testing (validation) tables.

Results. We fine-tune our model for 50 epochs for this task, based on the performance on the validation set. We use mean average precision (MAP) for evaluation.

From Table 10, we observe that both kNN baseline and our model achieve good performance. Our model works better when no seed header is available, but does not perform as well when there is one seed header. We then conduct a further analysis in Table 11 using a few examples: One major reason why kNN works well is that there exist tables in the pre-training table corpus that are very similar to the query table and have almost the same table schema. On the

Method	Query Caption	Seed Header	Target Headers	AP	Predicted Headers	Support Caption
kNN	2010 santos fc season out	pos.	name, moving to	1.0	moving to, name, player, moving from, to	2007 santos fc season out
Ours				0.58	moving to, fee/notes, destination club, fee, loaned to	-
kNN	first ladies and gentlemen of panama list	no.	name, president	0.20	country, runner-up, champion, player, team team	first ladies of chile list of first ladies
Ours				0.14	year, runner-up, spouse, name, father	-
kNN	list of radio stations in metro manila am stations	name	format, covered location	1.0	format, covered location, company, call sign, owner	list of radio stations in metro manila fm stations
Ours				0.83	format, owner, covered location, city of license, call sign	-

Table 11: Case study on schema augmentation. Here we show average precision (AP) for each example. **Support Caption** is the caption of the source table that kNN found to be most similar to the query table. Our model performs worse when there exist source tables that are very similar to the query table (e.g., comparing support caption vs query caption).

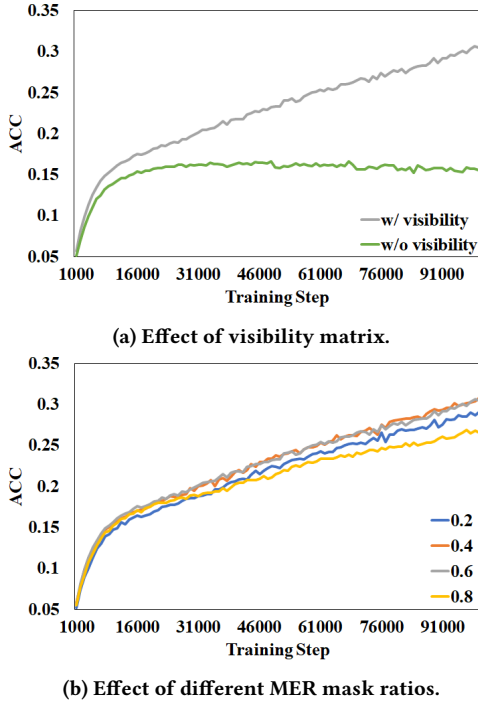


Figure 7: Ablation study results.

other hand, our model oftentimes suggests plausible, semantically related headers, but misses the ground-truth headers.

6.8 Ablation Study

In this section, we examine the effects of two important designs in TURL: the visibility matrix and MER with different mask ratios. During the pre-training phase, at each training step, we evaluate TURL on the validation set for *object entity prediction*. We choose this task because it is similar to the cell filling downstream task and it is convenient to conduct during pre-training (e.g., ground-truth is readily available and no need to modify the model architecture, etc.).

Given a table in our validation set, we predict each object entity by first masking the entity cell (both e^e and e^m) and obtaining a

contextualized representation of the [MASK] (which attends to the table caption, corresponding header, as well as other entities in the same row/column before the current cell position) and then applying Eqn. 6. We compare the top-1 predicted entity with the ground truth and show the accuracy (ACC) on average. Results are summarized in Figure 7.

Figure 7a clearly demonstrates the advantage of our visibility matrix design. Without the visibility matrix (an element can attend to every other element during pre-training), it is hard for the model to capture the most relevant information (e.g., relations between entities) in the table for prediction. From Figure 7b, we observe that at a mask ratio of 0.8, the objective entity prediction performance drops in comparison with other lower ratios. This is because this task requires the model to not only understand the table metadata, but also learn the relation between entities. A high mask ratio forces the model to put more emphasis on the table metadata, while a lower mask ratio encourages the model to leverage the relation between entities. Meanwhile, a very low mask ratio such as 0.2 also hurts the pre-training performance, because only a small portion of entity cells are actually used for training in each iteration. A low mask ratio also creates a mismatch between pre-training and fine-tuning, since for many downstream tasks, only few seed entities are given. Considering both aspects as well as that the results are not sensitive w.r.t. this parameter, we set the MER mask ratio at 0.6 in pre-training.

7 CONCLUSION

This paper presents a novel pre-training/fine-tuning framework (TURL) for relational table understanding. It consists of a structure-aware Transformer encoder to model the row-column structure as well as a new Masked Entity Recovery objective to capture the semantics and knowledge in relational Web tables during pre-training. On our compiled benchmark, we show that TURL can be applied to a wide range of tasks with minimal fine-tuning and achieves superior performance in most scenarios. Interesting future work includes: (1) Focusing on other types of knowledge such as numerical attributes in relational Web tables, in addition to entity relations. (2) Incorporating the rich information contained in an external KB into pre-training.

REFERENCES

- [1] Ahmad Ahmadv, Maik Thiele, Julian Eberius, Wolfgang Lehner, and Robert Wrembel. 2015. Towards a hybrid imputation approach using web tables. In *2015 IEEE/ACM 2nd International Symposium on Big Data Computing (BDC)*. IEEE, 21–30.
- [2] Naomi S. Altman. 1992. An Introduction to Kernel and Nearest Neighbor Non-parametric Regression.
- [3] Sören Auer, Christian Bizer, Georgi Kobilarov, Jens Lehmann, Richard Cyganiak, and Zachary G. Ives. 2007. DBpedia: A Nucleus for a Web of Open Data. In *ISWC/ASWC*.
- [4] Chandra Sekhar Bhagavatula, Thanapon Noraset, and Doug Downey. 2015. TabEL: Entity Linking in Web Tables. In *Proceedings of the 14th International Conference on The Semantic Web-ISWC 2015-Volume 9366*. 425–441.
- [5] Antoine Bordes, Nicolas Usunier, Alberto García-Durán, Jason Weston, and Oksana Yakhnenko. 2013. Translating Embeddings for Modeling Multi-relational Data. In *NIPS*.
- [6] Michael J Cafarella, Alon Halevy, Daisy Zhe Wang, Eugene Wu, and Yang Zhang. 2008. Webtables: exploring the power of tables on the web. *Proceedings of the VLDB Endowment* 1, 1 (2008), 538–549.
- [7] Michael J. Cafarella, Alon Y. Halevy, Yang Zhang, Daisy Zhe Wang, and Eugene Wu. 2008. Uncovering the Relational Web. In *11th International Workshop on the Web and Databases, WebDB 2008, Vancouver, BC, Canada, June 13, 2008*.
- [8] Jiaoyan Chen, Ernesto Jiménez-Ruiz, Ian Horrocks, and Charles A. Sutton. 2018. ColNet: Embedding the Semantics of Web Tables for Column Type Prediction. In *AAAI*.
- [9] Jiaoyan Chen, Ernesto Jiménez-Ruiz, Ian Horrocks, and Charles A. Sutton. 2019. Learning Semantic Annotations for Tabular Data. In *IJCAI*.
- [10] Anish Das Sarma, Lujun Fang, Nitin Gupta, Alon Halevy, Hongrae Lee, Fei Wu, Reynold Xin, and Cong Yu. 2012. Finding Related Tables. In *Proceedings of the 2012 ACM SIGMOD International Conference on Management of Data*. ACM, 817a–828.
- [11] Lei Min Deng, Shuo Zhang, and Krisztian Balog. 2019. Table2Vec: Neural Word and Entity Embeddings for Table Population and Retrieval. In *SIGIR'19*.
- [12] Jacob Devlin, Ming-Wei Chang, Kenton Lee, and Kristina Toutanova. 2019. BERT: Pre-training of Deep Bidirectional Transformers for Language Understanding. In *Proceedings of the 2019 Conference of the North American Chapter of the Association for Computational Linguistics: Human Language Technologies, Volume 1 (Long and Short Papers)*. 4171–4186.
- [13] Vasilis Efthymiou, Oktie Hassanzadeh, Mariano Rodríguez-Muro, and Vassilis Christophides. 2017. Matching Web Tables with Knowledge Base Entities: From Entity Lookups to Entity Embeddings. In *International Semantic Web Conference*.
- [14] Xavier Glorot, Antoine Bordes, Jason Weston, and Yoshua Bengio. 2013. A semantic matching energy function for learning with multi-relational data. *Machine Learning* 94 (2013), 233–259.
- [15] Google. 2015. Freebase Data Dumps. <https://developers.google.com/freebase/data>.
- [16] Madelon Hulsebos, Kevin Zeng Hu, Michiel Bakker, Emanuel Zraggen, Arvind Satyanarayan, Tim Kraska, cCaugatay Demiralp, and C'esar A. Hidalgo. 2019. Sherlock: A Deep Learning Approach to Semantic Data Type Detection. *Proceedings of the 25th ACM SIGKDD International Conference on Knowledge Discovery & Data Mining* (2019).
- [17] Xiaoqi Jiao, Y. Yin, Lifeng Shang, Xin Jiang, Xusong Chen, Linlin Li, Fang Wang, and Qun Liu. 2019. TinyBERT: Distilling BERT for Natural Language Understanding. *ArXiv abs/1909.10351* (2019).
- [18] Diederik P. Kingma and Jimmy Ba. 2015. Adam: A Method for Stochastic Optimization. *CoRR abs/1412.6980* (2015).
- [19] Oliver Lehmberg, Dominique Ritze, Robert Meusel, and Christian Bizer. 2016. A Large Public Corpus of Web Tables containing Time and Context Metadata. In *Proceedings of the 25th International Conference Companion on World Wide Web*. 75–76.
- [20] Tomas Mikolov, Ilya Sutskever, Kai Chen, Greg S Corrado, and Jeff Dean. 2013. Distributed representations of words and phrases and their compositionality. In *Advances in neural information processing systems*. 3111–3119.
- [21] Varish Mulwad, Timothy W. Finin, Zareen Syed, and Anupam Joshi. 2010. Using Linked Data to Interpret Tables. In *COLD*.
- [22] Jeffrey Pennington, Richard Socher, and Christopher D. Manning. 2014. Glove: Global Vectors for Word Representation. In *EMNLP*.
- [23] Matthew E. Peters, Mark Neumann, Mohit Iyyer, Matt Gardner, Christopher Clark, Kenton Lee, and Luke Zettlemoyer. 2018. Deep contextualized word representations. In *NAACL-HLT*.
- [24] Matthew E Peters, Mark Neumann, Robert Logan, Roy Schwartz, Vidur Joshi, Sameer Singh, and Noah A Smith. 2019. Knowledge Enhanced Contextual Word Representations. In *Proceedings of the 2019 Conference on Empirical Methods in Natural Language Processing and the 9th International Joint Conference on Natural Language Processing (EMNLP-IJCNLP)*. 43–54.
- [25] Alec Radford, Jeff Wu, Rewon Child, David Luan, Dario Amodei, and Ilya Sutskever. 2019. Language Models are Unsupervised Multitask Learners. (2019).
- [26] Sebastian Riedel, Limin Yao, Andrew McCallum, and Benjamin M. Marlin. 2013. Relation Extraction with Matrix Factorization and Universal Schemas. In *HLT-NAACL*.
- [27] Dominique Ritze, Oliver Lehmberg, and Christian Bizer. 2015. Matching HTML Tables to DBpedia. In *WIMS '15*.
- [28] Qi shan Wang, Zhendong Mao, Biwu Wang, and Li Guo. 2017. Knowledge Graph Embedding: A Survey of Approaches and Applications. *IEEE Transactions on Knowledge and Data Engineering* 29 (2017), 2724–2743.
- [29] Ashish Vaswani, Noam Shazeer, Niki Parmar, Jakob Uszkoreit, Llion Jones, Aidan N Gomez, Łukasz Kaiser, and Illia Polosukhin. 2017. Attention is all you need. In *Advances in neural information processing systems*. 5998–6008.
- [30] Alex Wang, Amanpreet Singh, Julian Michael, Felix Hill, Omer Levy, and Samuel Bowman. 2018. GLUE: A Multi-Task Benchmark and Analysis Platform for Natural Language Understanding. In *Proceedings of the 2018 EMNLP Workshop BlackboxNLP: Analyzing and Interpreting Neural Networks for NLP*. 353–355.
- [31] Zhen Wang, Jianwen Zhang, Jianlin Feng, and Zhigang Chen. 2014. Knowledge Graph Embedding by Translating on Hyperplanes. In *AAAI*.
- [32] Jason Weston, Antoine Bordes, Oksana Yakhnenko, and Nicolas Usunier. 2013. Connecting Language and Knowledge Bases with Embedding Models for Relation Extraction. *ArXiv abs/1307.7973* (2013).
- [33] Mohamed Yakout, Kris Ganjam, Kaushik Chakrabarti, and Surajit Chaudhuri. 2012. Infogather: entity augmentation and attribute discovery by holistic matching with web tables. In *Proceedings of the 2012 ACM SIGMOD International Conference on Management of Data*. ACM, 97–108.
- [34] Zhilin Yang, Zihang Dai, Yiming Yang, Jaime G. Carbonell, Ruslan Salakhutdinov, and Quoc V. Le. 2019. XLNet: Generalized Autoregressive Pretraining for Language Understanding. In *NeurIPS*.
- [35] Shuo Zhang and Krisztian Balog. 2017. Entitables: Smart assistance for entity-focused tables. In *Proceedings of the 40th International ACM SIGIR Conference on Research and Development in Information Retrieval*. ACM, 255–264.
- [36] Shuo Zhang and Krisztian Balog. 2019. Auto-completion for data cells in relational tables. In *Proceedings of the 28th ACM International Conference on Information and Knowledge Management*. 761–770.
- [37] Shuo Zhang and Krisztian Balog. 2020. Web Table Extraction, Retrieval, and Augmentation: A Survey. *ACM Transactions on Intelligent Systems and Technology (TIST)* 11 (2020), 1 – 35.
- [38] Ziqi Zhang. 2017. Effective and efficient Semantic Table Interpretation using TableMiner+. *Semantic Web* 8 (2017), 921–957.
- [39] Zhengyan Zhang, Xu Han, Zhiyuan Liu, Xin Jiang, Maosong Sun, and Qun Liu. 2019. ERNIE: Enhanced Language Representation with Informative Entities. In *Proceedings of the 57th Annual Meeting of the Association for Computational Linguistics*. 1441–1451.