

# Magnetic Fields in the Formation of the First Stars. I. Theory vs. Simulation

Christopher F. McKee,<sup>1,2\*</sup> Athena Stacy,<sup>2</sup> and Pak Shing Li<sup>2</sup>

<sup>1</sup>*Department of Physics, University of California, Berkeley CA 94720 USA*

<sup>2</sup>*Department of Astronomy, University of California, Berkeley CA 94720 USA*

Accepted XXX. Received YYY; in original form ZZZ

## ABSTRACT

While magnetic fields are important in contemporary star formation, their role in primordial star formation is unknown. Magnetic fields of order  $10^{-16}$  G are produced by the Biermann battery due to the curved shocks and turbulence associated with the infall of gas into the dark matter minihalos that are the sites of formation of the first stars. These fields are rapidly amplified by a small-scale dynamo until they saturate at or near equipartition with the turbulence in the central region of the gas. Analytic results are given for the outcome of the dynamo, including the effect of compression in the collapsing gas. The mass-to-flux ratio in this gas is 2-3 times the critical value, comparable to that in contemporary star formation. Predictions of the outcomes of simulations using smooth particle hydrodynamics (SPH) and grid-based adaptive mesh refinement (AMR) are given. Because the numerical viscosity and resistivity for the standard resolution of 64 cells per Jeans length are several orders of magnitude greater than the physical values, dynamically significant magnetic fields affect a much smaller fraction of the mass in simulations than in reality. An appendix gives an analytic treatment of free-fall collapse, including that in a constant density background. Another appendix presents a new method of estimating the numerical viscosity; results are given for both SPH and grid-based codes.

**Key words:** stars:formation – ISM: magnetic fields – dark ages, reionization, first stars – methods: numerical

## 1 INTRODUCTION

The first stars and galaxies were the early drivers of cosmic evolution, directing the universe towards the highly structured state we observe today. The radiation emitted during the lifetime of the first stars (a.k.a. primordial, Population III, or Pop III stars), and the metals they released through supernova (SN) explosions and stellar winds, left a crucial imprint on their environment. In the wake of Pop III stars, the first galaxies emerged to continue the process of reionizing the universe (e.g. Kitayama et al. 2004; Sokasian et al. 2004; Whalen et al. 2004; Alvarez et al. 2006; Johnson et al. 2007) and chemically enriching the intergalactic medium (IGM) (e.g., Madau et al. 2001; Chen et al. 2017; reviewed in Karlsson et al. 2013). Before Pop III stars first formed, no metals or dust existed to aid in the cooling and condensation of gas into stars. Primordial star formation was instead driven by cooling through  $H_2$  transitions. Thus, Pop III stars are believed to have initially formed at  $z \sim 20 - 30$

in small dark matter halos of mass  $\sim 10^6 M_\odot$ , since these ‘minihalos’ were the first structures whose constituent gas had a sufficient  $H_2$  abundance to allow for star formation (Haïman et al. 1996; Tegmark et al. 1997; Yoshida et al. 2003).

Pop III stars are too faint to be detectable by even next-generation telescopes such as *JWST* (Gardner et al. 2006). Understanding of these objects must instead come from numerical simulations and indirect observational constraints. Early studies found that Pop III stars are massive and form in isolation (Bromm et al. 2002; Abel et al. 2002; Bromm & Loeb 2004; Yoshida et al. 2008). More recent work has modified this picture (Turk et al. 2009; Stacy et al. 2010, 2012; Bromm 2013): While the Pop III initial mass function (IMF) is top-heavy, improved simulations have found that a given massive Pop III star forms within a disk and tends to have a number of companions with a range of masses ( $\sim 1$  to several tens of  $M_\odot$ , e.g. Clark et al. 2008, 2011).

These studies did not include magnetic fields, although magnetic fields have significant effects in contemporary star formation (see the reviews by McKee & Ostriker 2007 and

\* E-mail: cmckee@astro.berkeley.edu (CFM)

Krumholz & Federrath 2019). Magnetic fields have existed on wide range of astronomical scales for most of the history of the universe (see Beck et al. 1996; Kulsrud & Zweibel 2008; Durrer & Neronov 2013; Subramanian 2016 for reviews). In describing the strength of primordial fields, we sometimes use the comoving field,  $B_c = a^2 B$ , where  $a = 1/(1+z)$  is the cosmological scale factor; this is the value the field would have if it evolved from redshift  $z$  to today under the conditions of flux freezing. Primordial magnetic fields could have arisen during inflation, but such fields are extremely small unless the conformal invariance of the electromagnetic field is broken (Turner & Widrow 1988). Even in that case, the fields produced are on very small scales and will dissipate unless turbulent motions stretch and fold the field, thereby generating a small-scale dynamo that amplifies the field (Durrer & Neronov 2013). For example, turbulence driven by primordial density fluctuations drives a small-scale dynamo acting on inflation-generated seed fields that Wagstaff et al. (2014) estimate produces fields of maximum strength  $B_c \sim 10^{-15}$  G on comoving scales  $\sim 0.1$  pc (under the assumption that they were in equipartition with the turbulence when they were created). Magnetic fields can also be produced during an electroweak or QCD phase transition, although in the standard model these transitions are not first order and do not result in observable fields today (Durrer & Neronov 2013). If effects beyond the standard model render one or both these transitions to be first order phase transitions, then they could result in fields of  $10^{-15} - 10^{-12}$  G on scales of  $0.1 - 100$  pc today (Wagstaff et al. 2014). In any case, it is believed that the peak in the field strength occurs on a scale  $L \sim v_A/H$ , where  $L$  is the correlation length of the field,  $H$  the Hubble parameter and  $v_A$  the Alfvén velocity; the comoving field decreases, and the comoving correlation length increases, with cosmic time, and are now related by  $B_c \sim 10^{-14} L_c / (1 \text{ pc})$  G (Banerjee & Jedamzik 2004). This is only slightly above the observed lower limit on the intergalactic magnetic field of a few times  $10^{-15}$  G for correlation lengths of 1 pc based on gamma ray observations of blazars (Neronov & Vovk 2010; Taylor et al. 2011), although this method of inferring the field has recently been called into question (Broderick et al. 2018; Alves Batista et al. 2019). A more exotic possibility is that the field results from the chiral magnetic effect in the epoch of the electroweak transition due to a difference in the number of left- and right-handed fermions, which Schober et al. (2018) estimate could give a field  $B_c \sim 2 \times 10^{-16} (L_c/1 \text{ pc})^{-1/2}$  G. In sum, inflation or phase transitions in the early universe could generate intergalactic fields as large as  $\sim 10^{-13}$  G on scales  $\sim 10$  pc (Durrer & Neronov 2013); however, these estimates rest on an uncertain theoretical foundation.

Weaker magnetic fields can definitely be produced through the Biermann battery process, in which non-parallel gradients in the electron density and pressure generate solenoidal electric fields that in turn generate magnetic fields (Biermann 1950; Biermann & Schlüter 1951). For the Galaxy, these authors estimated that this process would produce a field of order  $10^{-19}$  G and that this field would be subsequently amplified in a turbulent dynamo until it reached approximate equipartition with the turbulent motions. Since the turbulent velocity increases with scale, the magnetic field will also. Research since then has filled in this basic picture (Pudritz & Silk 1989; Kulsrud et al. 1997; Davies & Widrow

2000; Xu et al. 2008). Fields created during galaxy formation can be produced in oblique shocks, with an estimated strength  $\sim 10^{-18} - 10^{-19}$  G (Pudritz & Silk 1989; Xu et al. 2008). Weaker fields ( $\sim 10^{-24.5}$  G at redshifts  $z \sim 10 - 100$ ) can form throughout the universe after recombination due to misalignment of the density gradients in the gas and the temperature gradients in the cosmic background radiation (Naoz & Narayan 2013).

The small-scale dynamo is also active during the initial collapse of the turbulent gas in cosmic minihalos that leads to the formation of the first stars. Numerical simulations have shown that the field grows due to both a small-scale dynamo and to compression; a resolution of at least 32-64 cells per Jeans length is required to see the operation of the dynamo (Sur et al. 2010; Federrath et al. 2011b; Turk et al. 2012). These authors noted that the growth rate of the field increases with the Reynolds number and therefore with resolution; the results were far from converged even at a resolution of 128 cells per Jeans length. A subsequent simulation (Koh & Wise 2016), which focused on the evolution of the star, its HII region, and the subsequent supernova, found considerably less dynamo amplification. None of these simulations were carried to the point that the field reached approximate equipartition with the turbulent motions prior to the formation of the star. In view of the challenges faced by numerical simulations, semi-analytic approaches have been used to follow the evolution of the field until it saturates: Schleicher et al. (2010) developed a simple model for the turbulence in a collapsing cloud and the growth of the field, and both they and Schober et al. (2012b) used the Kazantsev (1968) equation to follow the growth of the field in a turbulent medium. A comprehensive analytic treatment of the small-scale dynamo under conditions appropriate for the formation of the first stars and galaxies has been given by Xu & Lazarian (2016).

Magnetic fields can be amplified at later evolutionary times also. A dynamo driven in a primordial protostellar disk can amplify the field to the point that the magneto-rotational instability (MRI) can operate in the disk, and it can also lead to the generation of outflows and jets (Tan & Blackman 2004). Simulations by Machida et al. (2006) found that protostellar jets would be launched for initial field strengths of  $B > 10^{-9} (n/10^3 \text{ cm}^{-3})^{2/3}$  G. The simulations of Machida & Doi (2013), which resolved the gas collapse up to protostellar density and the subsequent evolution for the next few hundred years, found that sufficiently strong magnetic fields ( $> 10^{-9}$  G in a Bonnor-Ebert sphere with a central density of  $10^4 \text{ cm}^{-3}$ ) prevented disk formation and led to the formation of a single massive star. However, they did not include the turbulence that has been found to be important in the formation of magnetized disks (Gray et al. 2018), and their assumption of a uniform initial field is incompatible with having a field of that magnitude being produced by a small-scale dynamo.

Peters et al. (2014) studied the influence of both magnetic fields and metallicity on primordial gas cut out from cosmologically simulated minihalos, testing metallicities ranging from  $Z = 0$  to  $10^{-4} Z_\odot$  and initial magnetic fields ranging from zero to  $10^{-2}$  G. They followed their simulations until  $3.75 M_\odot$  of gas was converted into star(s), and similarly find multiple sink formation in all cases except for metal-free gas with the largest initial magnetic fields. Sharda

et al. (2020) carried out a large number of simulations of primordial star formation with different initial field strengths and found that the magnetic field strongly suppressed fragmentation, thereby significantly reducing the number of low-mass stars that could survive until today. Both groups conclude that magnetic fields are essential to determining the IMF as well as the binarity and multiplicity of Pop III stars.

This is the first of two papers in which we study the magnitude of the magnetic fields expected in the formation of the first stars and the effects of these fields on the formation of these stars. As described above, the fields generated either in the early universe or by the Biermann battery after recombination are very weak, so the fields must be amplified in a small-scale dynamo by a large factor in order to have an effect on star formation. In this first paper, we review the theory of such dynamos for both the case in which the dissipation is due to resistivity, which is relevant for numerical simulations, and the case in which the dissipation is due to ambipolar diffusion, which is relevant for star formation in the epoch between recombination and reionization (Section 2). We assume that the initial conditions for the dynamos are set by the Biermann battery operating in the gas that falls into a dark matter minihalo. We evaluate the quantities that govern the behavior of the dynamos (Table 1) and then include the effects of gravitational collapse in our analysis. In Section 3 we apply these results to the formation of the first stars and show that magnetic fields can grow to approximate equipartition in the gravitational collapse that forms these stars. It is not currently possible to carry out simulations with the resolution needed to accurately represent the viscosity and resistivity of the gas that forms the first stars, so in Section 4 we estimate the magnitude of the fields that can be produced by either an SPH or a grid-based simulation of a small-scale dynamo. Appendix A summarizes the values of the viscosity and the ambipolar and Ohmic resistivities under the conditions appropriate for the formation of the first stars. In Appendix B we describe gravitational collapse in the presence of a fixed dark matter background. Finally, in Appendix C, we estimate the numerical viscosity for both grid-based and SPH codes, and the resistivity for grid-based codes. In Paper II (Stacy et al in preparation) we simulate the formation of a first star from cosmological initial conditions and compare the results with the theory developed here.

## 2 SMALL-SCALE DYNAMOS

As noted in the Introduction, the initial cosmological seed field is very weak, but it can be rapidly amplified by the small-scale dynamo driven by turbulence (Batchelor 1950; Kazantsev 1968; Kulsrud & Anderson 1992; Schekochihin et al. 2002b,a; Schleicher et al. 2010; Schober et al. 2012a; Xu & Lazarian 2016). Direct experimental evidence for dynamo amplification of magnetic fields in a laser-produced turbulent plasma has been obtained by Tzeferacos et al. (2018). The behavior of the dynamo is set by the relative sizes of the viscous scale,  $\ell_\nu$ , where  $\nu$  is the kinematic viscosity, and the magnetic dissipation scale,  $\ell_\eta$ , where  $\eta$  is the resistivity (Kulsrud & Anderson 1992; Schober et al. 2012b). In a fully ionized plasma,  $\ell_\eta$  is set by Ohmic resistivity, but in a partially ionized plasma it is generally set by ambipo-

lar diffusion.<sup>1</sup> The ratio of these scales is determined by the magnetic Prandtl number,

$$P_m \equiv \frac{\nu}{\eta}. \quad (1)$$

For Kolmogorov turbulence,  $\ell_\nu/\ell_\eta = P_m^{1/2}$  for  $P_m \gg 1$  (Schekochihin et al. 2002b) and  $\ell_\nu/\ell_\eta = P_m^{3/4}$  for  $P_m \ll 1$  (Moffatt 1961). Most dilute astrophysical plasmas are highly conducting and have  $P_m \gg 1$  (e.g., Schekochihin et al. 2002b), so that the resistive scale is small compared to the viscous scale. Turbulence both stretches and folds the field. The stretching occurs on the eddy scale, and for  $P_m \gg 1$  the fastest eddies are on the viscous scale. The eddy motions result in many field reversals, which can survive down to the magnetic dissipation scale. As a result, the field becomes very anisotropic, varying on a scale  $\ell_\nu \gg \ell_\eta$  parallel to the field and on a scale that decreases in time from  $\ell_\nu$  to a scale  $\geq \ell_\eta$  normal to the field. In the opposite limit in which  $P_m \ll 1$ , the field cannot respond to eddies at the viscous scale, but is instead driven by eddies on the resistive scale. In either case, the dynamo is termed “small-scale,” since the field is amplified on scales smaller than the outer scale of the turbulence.

Since primordial gas cannot cool to very low temperatures, the turbulence in regions where the first stars form is generally transonic or subsonic, so for simplicity we shall assume Kolmogorov turbulence in our analytic discussion. The turbulent velocity on a scale  $\ell$  in the inertial range therefore satisfies  $v_\ell \propto \ell^{1/3}$ . The quantity  $v_\ell^3/\ell$  is then constant in the inertial range and is comparable to the specific energy dissipation rate,  $\epsilon$ . Following Pope (2000), we define the velocity on the scale  $\ell$  as

$$v_\ell \equiv (\epsilon\ell)^{1/3}. \quad (2)$$

One can show that then  $\frac{1}{2}v_\ell^2 \simeq kE(k)$ , where  $E(k)dk$  is the energy in the range of wavenumbers  $dk$ . In particular,  $v_\nu = (\epsilon\ell_\nu)^{1/3}$  is the velocity that eddies at the viscous scale,  $\ell_\nu$ , would have in the absence of dissipation at that scale. The viscous scale length,  $\ell_\nu$ , is defined by the condition that the Reynolds number at the scale  $\ell_\nu$  is unity,  $Re(\ell_\nu) = \ell_\nu v_\nu/\nu = 1$ , so that  $\nu = \ell_\nu v_\nu$ . As a result we have

$$\ell_\nu = \left(\frac{\nu^3}{\epsilon}\right)^{1/4}, \quad v_\nu = (\epsilon\nu)^{1/4}, \quad \Gamma_\nu = \frac{v_\nu}{\ell_\nu} = \left(\frac{\epsilon}{\nu}\right)^{1/2}, \quad (3)$$

where  $\Gamma_\nu$  is the characteristic eddy turnover rate on the viscous scale. The hydrodynamic and magnetic Reynolds numbers of a turbulent flow,  $Re$  and  $R_m$ , depend on the outer scale of the turbulence,  $L$ :

$$Re \equiv \frac{LvL}{\nu} = \left(\frac{L}{\ell_\nu}\right)^{4/3} = \left(\frac{vL}{v_\nu}\right)^4, \quad R_m \equiv \frac{LvL}{\eta} = P_m Re. \quad (4)$$

### 2.1 Ideal MHD

If the resistivity is negligible, so that  $P_m \gg 1$ , and if the fluid is incompressible, then in the kinematic limit the equation for the magnetic energy density per unit mass,

<sup>1</sup> The ambipolar resistivity as defined by Pinto et al. (2008) is sometimes termed the magnetic diffusivity.

$\mathcal{E}_B = B^2/(8\pi\rho) = \frac{1}{2}v_A^2$ , where  $v_A$  is the Alfvén velocity, is (Batchelor 1950; Kulsrud & Anderson 1992)

$$\frac{d\mathcal{E}_B}{dt} = 2\Gamma\mathcal{E}_B, \quad (5)$$

where, as noted above, the growth rate,  $\Gamma$ , is dominated by eddies on the viscous scale,

$$\Gamma = \frac{\langle \mathbf{B}\mathbf{B}:\nabla\mathbf{v} \rangle}{\langle B^2 \rangle} \simeq \frac{v_\nu}{\ell_\nu} \equiv \Gamma_\nu, \quad (6)$$

and where the angular brackets  $\langle \rangle$  represent a volume average (Schekochihin et al. 2002a). Now, in Kolmogorov turbulence, the eddy turnover rate at the viscous scale is related to that at the outer scale by

$$\frac{v_\nu}{\ell_\nu} = \frac{1}{\ell_\nu} \left( \frac{v_L \ell_\nu^{1/3}}{L^{1/3}} \right) = \left( \frac{v_L}{L} \right) Re^{1/2}, \quad (7)$$

where the second step follows from equation (4). Schober et al. (2012a) used the WKB approximation to solve the equation that Kazantsev (1968) derived to describe the kinematic dynamo in incompressible, turbulent fluids and showed that when the resistivity is negligible ( $P_m \gg 1$ ), the growth rate of the field is

$$\Gamma = \frac{37}{36} \left( \frac{v_L}{L} \right) Re^{1/2} = \frac{37}{36} \left( \frac{v_\nu}{\ell_\nu} \right) \simeq \Gamma_\nu. \quad (8)$$

In other words, the growth rate is the eddy turnover time at the viscous scale in this limit. Hence, in the kinematic limit the field energy grows as

$$\mathcal{E}_B = \mathcal{E}_{B0} e^{2\Gamma_\nu t}. \quad (9)$$

On scales larger than the peak of the magnetic power spectrum, the magnetic power spectrum is given by

$$M(k, t) = M_0 (k\ell_\nu)^{3/2} e^{\frac{3}{4} \int \Gamma_\nu dt} \quad (10)$$

(Kazantsev 1968; Kulsrud & Anderson 1992; Schekochihin et al. 2002a; Xu & Lazarian 2016),<sup>2</sup> where we have adopted the normalization of Xu & Lazarian (2016). Under the assumptions that the spectrum varies as  $k^{3/2}$  up to the wavenumber at the peak,  $k_p$ , and then cuts off rapidly (Kulsrud & Anderson 1992; Xu & Lazarian 2016) and that the magnetic energy is initially concentrated at the viscous scale,  $k_p\ell_\nu \sim 1$ , the energy in the field is

$$\mathcal{E}_B(t) = \frac{1}{2} \int_0^{k_p} M(k, t) dk = \mathcal{E}_{B0} (k_p\ell_\nu)^{5/2} e^{\frac{3}{4} \int \Gamma_\nu dt}, \quad (11)$$

where  $\mathcal{E}_{B0} = M_0/(5\ell_\nu)$  and we have set  $\Gamma = \Gamma_\nu$ , as is appropriate for  $P_m > 1$ . Our normalization for  $\mathcal{E}_B$  differs by a factor 5 from that adopted by Xu & Lazarian (2016); it gives  $\mathcal{E}_{B0} = \mathcal{E}_B(t=0)$  at  $t=0$  for  $k_p(t=0) = \ell_\nu^{-1}$ . This relation is valid so long as the dynamo is in the kinematic stage and is driven by eddies at the viscous scale, even in the presence of dissipation, since the exponential growth occurs on large scales where dissipation is negligible. In the initial stage of the dynamo, when dissipation is negligible on all relevant scales, the field energy exponentiates as  $\exp(2\Gamma_\nu t)$  (equation 9). It follows from equation (11) that if the spectrum

cuts off sharply for  $k > k_p$  in this case, then  $k_p \propto \exp(\frac{1}{2}\Gamma_\nu t)$ . (In fact, the spectrum does not cut off sharply at  $k_p$  and the actual peak of the power spectrum evolves as  $\exp(\frac{3}{5}\Gamma_\nu t)$ —Schekochihin et al. 2002a.) As noted above, in the absence of dissipation the field energy is concentrated at a wavenumber  $k_p$  that becomes increasingly larger than the viscous scale  $\ell_\nu^{-1}$  with time as the eddies wind up the field.

The subsequent evolution of the field has been discussed by Schober et al. (2015), who considered a range of turbulent Mach numbers such that  $v_\ell \propto \ell^\theta$  with  $\frac{1}{3} \leq \theta \leq \frac{1}{2}$ , and by Xu & Lazarian (2016), who focused on the case of subsonic turbulence ( $\theta = \frac{1}{3}$ ) and obtained good agreement with simulations; we shall follow the latter treatment here. Xu & Lazarian (2016) pointed out that the exponential amplification slows when the field energy first reaches equipartition with the viscous eddies on the scale  $\ell_\nu$ , so that  $\mathcal{E}_B = \frac{1}{2}v_\nu^2 \equiv E_\nu$ . The corresponding equipartition field (with  $v_A^2 = v_\nu^2$ ) is

$$B_\nu = (4\pi\rho)^{1/2} v_\nu = (4\pi\rho)^{1/2} (\epsilon\nu)^{1/4} \quad (12)$$

from equation (3). In the subsequent transition stage, the turbulent cascade maintains the viscous-scale eddies while at the same time amplifying the field on successively larger scales until the peak in the magnetic power spectrum reaches  $\ell_\nu^{-1}$ . They assume that the energy at the peak (equation 11) remains equal to  $E_\nu$  during this evolution. The transition stage ends when  $k_p\ell_\nu = 1$ , so that the magnetic forces can stop the eddies at that scale.

At this time ( $t = t_{\text{nl}}$ ), the dynamo enters the fully nonlinear stage. Setting  $\mathcal{E}_B(t_{\text{nl}}) = E_\nu = B_\nu^2/(8\pi\rho)$  for  $k_p\ell_\nu = 1$  in equation (11) gives

$$t_{\text{nl}} = \frac{4}{3\Gamma_\nu} \ln \left( \frac{E_\nu}{\mathcal{E}_{B0}} \right) = \frac{8}{3\Gamma_\nu} \ln \left( \frac{B_\nu}{B_0} \right) \quad (P_m \gg 1) \quad (13)$$

for the time at which the dynamo enters the fully nonlinear stage. For example, if the equipartition field at the viscous scale is 10 orders of magnitude above the initial field, then this time is  $t_{\text{nl}} = 61 \ell_\nu/v_\nu = (3760/Re)^{1/2} L/v_L$ . Subsequently, it is the smallest eddies that are not suppressed by magnetic forces that dominate the magnetic energy, so that  $\mathcal{E}_B \simeq \frac{1}{2}v_\ell^2$  and  $\Gamma = \chi v_\ell/\ell$ , where  $\chi$  is of order unity. It follows that

$$\frac{d\mathcal{E}_B}{dt} = 2 \left( \frac{\chi v_\ell}{\ell} \right) \cdot \frac{1}{2} v_\ell^2 = \chi\epsilon \quad (14)$$

from equation (5) (Schekochihin et al. 2002a). As a result, the magnetic energy in the nonlinear stage is

$$\mathcal{E}_B = \mathcal{E}_B(t_{\text{nl}}) + \chi\epsilon(t - t_{\text{nl}}) \quad (t > t_{\text{nl}}). \quad (15)$$

Kulsrud & Anderson (1992) presented analytic arguments suggesting  $\chi = 3/38 = 0.079$  for the case in which the dissipation is dominated by reconnection, and Xu & Lazarian (2016) confirmed this. Note that in these theories the value of  $\chi$  is independent of the rate of reconnection: Kulsrud & Anderson (1992) assumed Petschek reconnection, which has a rate that depends on  $R_m$ , whereas Xu & Lazarian (2016) assumed turbulent reconnection, which is maximally efficient and has a rate that is independent of  $R_m$ . Numerical simulations confirm that  $\chi$  is significantly smaller than unity: Cho et al. (2009) found  $\chi \simeq 0.07$  and Beresnyak (2012) found  $\chi \simeq 0.05$ . Collectively, these results indicate that

$$\chi^{-1} = 16 \pm 0.1 \text{ dex}, \quad (16)$$

<sup>2</sup> Kazantsev (1968) actually gave a range of exponents for the wavenumber; Kulsrud & Anderson (1992) appear to have been the first to specify that the exponent is  $\frac{3}{2}$ .

so we shall adopt  $\chi = 1/16$  for numerical estimates. For  $t \gg t_{\text{nl}}$ , the time to reach equipartition at a scale  $\ell$  (i.e., the time at which  $\mathcal{E}_B = \frac{1}{2}v_\ell^2$ ) is proportional to the eddy turnover time,

$$t_{\text{eq}}(\ell) = \frac{\frac{1}{2}v_\ell^2}{\chi\epsilon} = \frac{\ell}{2\chi v_\ell}, \quad (17)$$

so that it takes  $(2\chi)^{-1} \sim 8$  eddy turnover times at a scale  $\ell$  for the field to reach equipartition at that scale.

The field stops growing when it reaches equipartition with the largest eddies,  $B \simeq B_{\text{eq}}$ , where

$$B_{\text{eq}} = (4\pi\rho)^{1/2}v_L = Re^{1/4}B_\nu \quad (18)$$

from equations (4) and (12). Simulations suggest that for subsonic solenoidal turbulence the magnetic field saturates at a value  $B_{\text{sat}} = \phi_{\text{sat}}B_{\text{eq}}$  with  $\phi_{\text{sat}} \simeq (3/7)^{1/2} = 0.65$  (Haugen et al. 2004)  $\simeq 0.7$  (Federrath et al. 2011a; Brandenburg 2014); for supersonic solenoidal turbulence, Federrath et al. (2011a)'s results imply  $\phi_{\text{sat}} \simeq 0.14$ .

To determine how long it takes for the field to reach equipartition at the scale  $L$ , we can use equations (3), (12), and (13) and the fact that  $\mathcal{E}_B(t_{\text{nl}}) = B_\nu^2/(8\pi\rho)$  to rewrite equation (15) as

$$B^2 = B_\nu^2 \left\{ 1 + 2\chi \left[ \Gamma_\nu t - \frac{8}{3} \ln \left( \frac{B_\nu}{B_0} \right) \right] \right\} \quad (t > t_{\text{nl}}). \quad (19)$$

Equation (18) then implies that

$$\Gamma_\nu t_{\text{eq}}(L) = \frac{8}{3} \ln \left( \frac{B_\nu}{B_0} \right) + \frac{Re^{1/2} - 1}{2\chi} \simeq 8Re^{1/2}, \quad (20)$$

where the final step is for a large Reynolds number and  $\chi = 1/16$ . If the field saturates at a value less than  $B_{\text{eq}}$ , the factor  $Re^{1/2}$  should be multiplied by  $\phi_{\text{sat}}^2$ .

There is an aspect of this analysis that is overly idealized: We have assumed that the turbulence is established instantaneously, whereas in fact it takes at least an eddy turnover time for the turbulence to develop (e.g., Banerjee & Jedamzik 2004). For a flow that is initialized at some point in time (for example, at the epoch of recombination), the size of the largest eddy in a turbulent cascade at a time  $t$  later is  $L \sim v_L t$ . As a result,  $\epsilon \sim v_L^2/t$ , and equation (15) implies

$$\frac{v_A^2}{v_L^2} \sim 2\chi \left( 1 - \frac{t_{\text{nl}}}{t} \right), \quad (21)$$

provided  $\mathcal{E}_B(t_{\text{nl}})$  is negligible compared to  $\mathcal{E}_B(t)$ . Since  $\chi \simeq 1/16$ , it follows that the field will be close to equipartition for  $t \gg t_{\text{nl}}$ , but can never reach it unless there is a boundary that sets a limit on  $L$ , as we implicitly assumed in equation (20).

## 2.2 Evolution of the field in the presence of Ohmic resistivity

The evolution of the field in the presence of Ohmic resistivity, in both the kinematic and nonlinear phases, has been worked out by Xu & Lazarian (2016), and we summarize their results in Figure 1. The magnetic specific energy,  $\mathcal{E}_B$ , increases monotonically with time, whereas the wavenumber at the peak of the magnetic power spectrum,  $k_p$ , initially increases with time for  $P_m > 1$ ; in the nonlinear stage,  $k_p$  decreases with time for all  $P_m$ . Resistivity has no effect on

the dynamo if it is sufficiently small, it affects the later part of the kinematic stage of the dynamo for intermediate values of  $P_m$ , and it delays the onset of the nonlinear stage of the dynamo for  $P_m < 1$ . The change in the evolution that is apparent in Fig. 1 as one moves from top to bottom is due to the resistive scale,  $\ell_\eta$ , which is represented by the rightmost vertical line, moving from right to left as  $P_m$  decreases. The resistive scale is too small to matter in the top panel, and the dynamo evolves as described above for ideal MHD. For intermediate values of  $P_m$  (the middle panel), resistivity prevents the peak wavenumber from growing past the inverse of the resistive scale,  $\ell_\eta^{-1}$ . When the peak wavenumber is fixed due to resistive dissipation, the growth of the specific magnetic energy becomes

$$\mathcal{E}_B = \mathcal{E}_{B0} P_m^{5/4} e^{\frac{3}{4} \int \Gamma_\nu dt} \quad [1 < P_m < (E_\nu/\mathcal{E}_{B0})^{1/2}] \quad (22)$$

(Xu & Lazarian 2016; see equation 11). Finally, for  $P_m < 1$  (the bottom panel), the peak in the energy spectrum remains at  $\ell_\eta^{-1}$  in the kinematic stage. Since  $\ell_\eta > \ell_\nu$ , the damping scale is in the turbulent cascade, and the eddy turnover rate at the dissipation scale is given by equation (3) with  $\nu$  replaced by  $\eta$  (e.g., Xu & Lazarian 2016),

$$\Gamma_\eta = \left( \frac{\epsilon}{\eta} \right)^{1/2} = P_m^{1/2} \Gamma_\nu. \quad (23)$$

The value of the field energy is given by equation (11) with  $\nu$  replaced by  $\eta$  and  $k_p \ell_\eta = 1$ ,

$$\mathcal{E}_B = \mathcal{E}_{B0} e^{\frac{3}{4} \int \Gamma_\eta dt} \quad (P_m < 1). \quad (24)$$

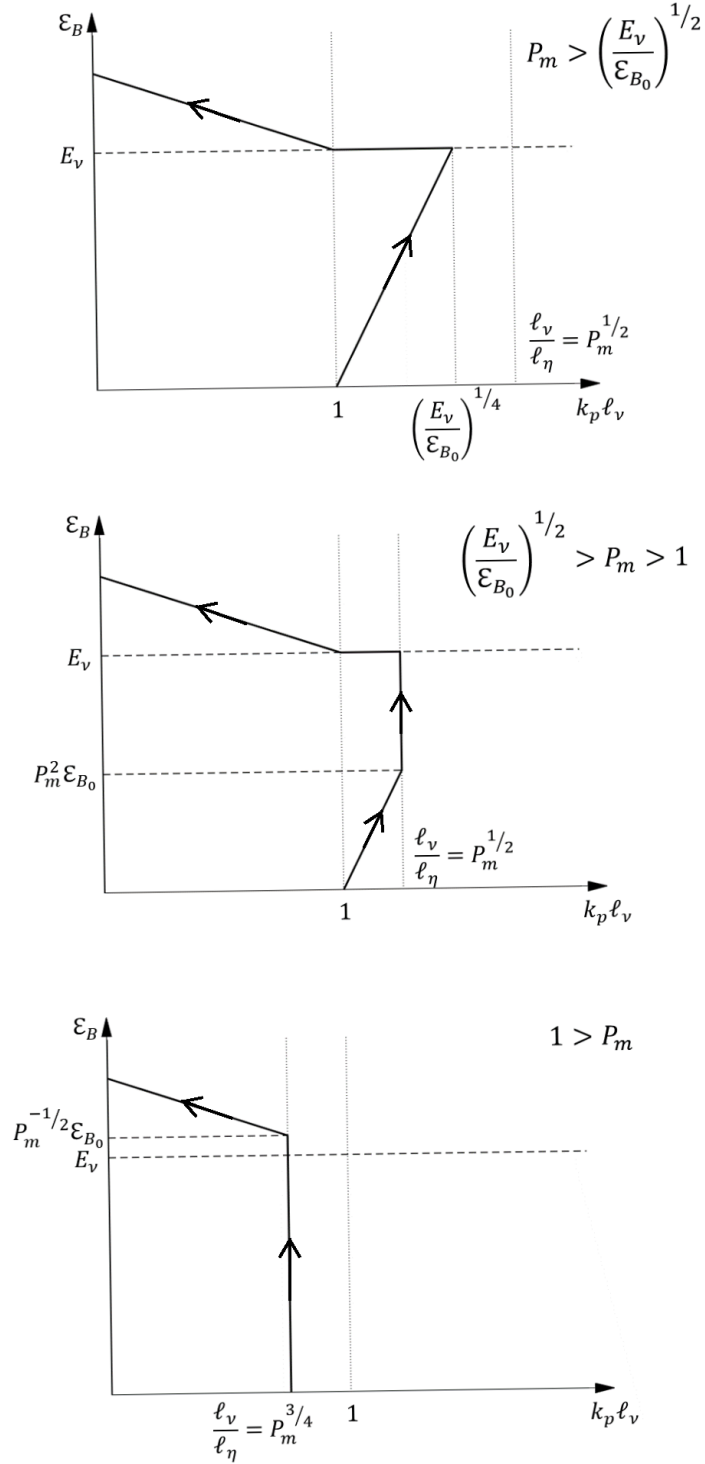
The condition for the dynamo to enter the nonlinear stage is that the field energy equal the kinetic energy of the eddies driving the dynamo. For  $P_m > 1$ , these eddies are at the viscous scale, and the dynamo enters the nonlinear stage at the time given in equation (13). For  $P_m < 1$ , so that  $\ell_\eta > \ell_\nu$ , these eddies are at the resistive scale, and the dynamo enters the nonlinear stage at the time given by equation (13) with  $\Gamma_\nu$  replaced by  $\Gamma_\eta$  and  $B_\nu$  replaced by  $B_\eta = P_m^{1/4} B_\nu$  (Xu & Lazarian 2016).

In Paper II, we address the evolution of the magnetic field with an SPH code (GADGET-2) that can follow the evolution of the kinematic dynamo and a grid-based code (ORION2) that has full ideal MHD. Neither treats ambipolar diffusion; both have numerical resistivity. Lesaffre & Balbus (2007) have argued that grid-based codes have a numerical magnetic Prandtl number,  $P_{m, \text{num}}$ , between 1 and 2, depending on wavenumber. In Appendix C, we analyze the results of Federrath et al. (2011b) and conclude that  $P_m \simeq 1.4$  for grid-based codes, in good agreement with the result of Lesaffre & Balbus (2007). We adopt the same value of  $P_m$  for SPH codes.

In order for the dynamo to operate, it is necessary for the magnetic Reynolds number to exceed a critical value,  $R_{m, \text{cr}}$ . Using numerical simulations, Haugen et al. (2004) found

$$R_{m, \text{cr}} \simeq 2\pi \times 35 P_m^{-1/2} = 220 P_m^{-1/2} \quad (0.1 \lesssim P_m \lesssim 3), \quad (25)$$

where the factor  $2\pi$  has been inserted in order to convert the expression for the Reynolds number used by Haugen et al. (2004),  $R_m = v/(k_f \eta)$ , where  $k_f = 2\pi/L$  is the forcing wavenumber, to the expression adopted here,  $R_m = vL/\eta$ . Haugen et al. (2004) found that  $R_{m, \text{cr}}$  begins to increase



**Figure 1.** Graphical representation of the theory of Xu & Lazarian (2016) for dynamos with Ohmic resistivity. The magnetic specific energy,  $\mathcal{E}_B$ , which increases as the dynamo operates, is plotted against the wavenumber at which the magnetic power spectrum peaks,  $k_p$ , normalized by the viscous length scale,  $\ell_\nu$ . Arrows indicate the direction of time. For very large values of the magnetic Prandtl number,  $P_m$  (top panel),  $k_p$  increases until the magnetic energy reaches equipartition with the viscous-scale eddies ( $\mathcal{E}_B = E_\nu$ );  $\mathcal{E}_B$  then remains approximately constant as the energy moves to larger scales. Once the peak wavenumber reaches the viscous scale, the energy resumes its growth as it taps the energy of larger eddies. For intermediate  $P_m$  (middle panel), the increase in  $k_p$  in the kinematic stage stops when  $k_p$  reaches the resistive scale. For  $P_m < 1$  (bottom panel), the peak wavenumber is capped at  $k_p \ell_\eta \sim 1$ , and nonlinear growth does not begin until the field reaches equipartition with the turbulence at that scale.

with  $P_m$  somewhere beyond  $P_m = 3$ , reaching 220 at  $P_m = 10$ . Schober et al. (2012a) solved the Kazantsev equation in the WKB approximation and found  $R_{m,cr} \simeq 107$  for  $P_m \gg 1$ . For supersonic turbulence, Federrath et al. (2014) found  $R_{m,cr} \simeq 129$ , based on large part on simulations with  $P_m = 10$ . Since simulations of the formation of the first stars are characterized by transonic turbulence and modest values of  $P_m$ , the results of Haugen et al. (2004) are most relevant for our problem, and we shall adopt the value of  $R_{m,cr}$  in equation (25) here.

### 2.3 Evolution of the field in the presence of ambipolar diffusion

The first stars form in a weakly ionized plasma in which the dominant resistivity is ambipolar diffusion (Kulsrud & Anderson 1992; Schober et al. 2012b; Xu & Lazarian 2016). For the case of weak ionization ( $\rho_i \ll \rho_n \simeq \rho$ ), where  $\rho_n$  and  $\rho_i$  are the neutral and ion mass densities, the resistivity due to ambipolar diffusion is (e.g., Pinto et al. 2008)

$$\eta_{AD} = \frac{B^2}{4\pi\gamma_{AD}\rho_i\rho_n} = \frac{v_A^2}{\gamma_{AD}\rho_i} = \frac{v_A^2}{\nu_{ni}}, \quad (26)$$

where  $\gamma_{AD}$  is the collisional drag coefficient and  $\nu_{ni}$  is the neutral-ion collision frequency (see Appendix A). It follows that  $\eta_{AD} \propto v_A^2 \propto B^2$ , so that the magnetic Prandtl number,  $P_m = \nu/\eta$ , starts off very large when evaluated for the primordial field, but then decreases exponentially in time as the small-scale dynamo amplifies the field. The damping rate of magnetic fluctuations due to ambipolar diffusion is (Kulsrud & Anderson 1992)

$$\omega_d = \frac{1}{3} \frac{k^2 \mathcal{E}_B}{\nu_{ni}}, \quad (27)$$

where the factor  $\frac{1}{3}$  comes from averaging the rate over angle.

The growth of the magnetic field in the presence of ambipolar diffusion has been analyzed by Kulsrud & Anderson (1992) and, in more detail, by Xu & Lazarian (2016); we follow the latter treatment here (see Fig. 2, which summarizes their results). The first, dissipation-free stage of the kinematic dynamo has been described in §2.1 above. Damping is important at the wavenumber,  $k_d$ , at which the damping rate equals the rate at which the field is being stretched,  $\omega_d(k_d) = \Gamma_\nu$ , where it has been assumed that the field is weak enough that  $k_d \ell_\nu > 1$  so that the driving is at the viscous scale. As a result, equation (27) implies

$$k_d \ell_\nu = \left( \frac{3\nu_{ni}\ell_\nu^2\Gamma_\nu}{\mathcal{E}_B} \right)^{1/2} = \left( \frac{\mathcal{R}E_\nu}{\mathcal{E}_B} \right)^{1/2}, \quad (28)$$

where the parameter

$$\mathcal{R} \equiv \frac{6\nu_{ni}}{\Gamma_\nu} \quad (29)$$

plays a role for the case of ambipolar diffusion similar to that  $P_m$  plays in the resistive case. Since  $\mathcal{R} \propto \nu_{ni}$ , it varies linearly with the degree of ionization; we therefore term it the ‘‘dynamo ionization parameter.’’ We can relate it to the magnetic Prandtl number as follows: Since  $\eta_{AD} \propto v_A^2 \propto B^2$ , we have  $P_m \propto B^{-2}$ . For  $B = B_\nu$  – i.e., when the field energy is in equipartition with the viscous-scale eddies – we have  $v_A^2 = v_\nu^2$  so that

$$P_m(B_\nu) = \frac{\nu}{\eta_{AD}(B_\nu)} = \frac{\nu}{v_\nu^2/\nu_{ni}} = \frac{\nu_{ni}}{\Gamma_\nu} = \frac{1}{6}\mathcal{R}. \quad (30)$$

Hence  $\mathcal{R}$  is a measure of the magnetic Prandtl number when  $B = B_\nu$ . If  $\mathcal{R}$  is not too large ( $\mathcal{R} \lesssim (E_\nu/\mathcal{E}_{B0})^{1/2}$ ), the kinematic dynamo enters a dissipative stage of evolution in which the peak of the magnetic energy spectrum is at the damping wavenumber,  $k_p = k_d$ , and one finds from equations (11) and (28) that the magnetic energy grows as  $\mathcal{E}_B \propto \exp(\Gamma_\nu t/3)$ . If  $\mathcal{R} > 1$  (middle panel of Fig. 2), equation (28) shows that  $k_p = k_d$  exceeds  $\ell_\nu^{-1}$  when equipartition is reached at  $\ell_\nu^{-1}$  (i.e., when  $\mathcal{E}_B = E_\nu$ ). As in the ideal case, the system then undergoes a transitional stage in which  $k_p$  drops to  $\ell_\nu^{-1}$  while  $\mathcal{E}_B = E_\nu$ . The transitional stage ends and the nonlinear stage begins at  $t_{nl}$  given by equation (13). On the other hand, for  $\mathcal{R} < 1$  (bottom panel of Fig. 2), the first dissipative stage ends when  $k_d$  drops to  $\ell_\nu^{-1}$ , which occurs prior to equipartition according to equation (28). Xu & Lazarian (2016) showed and Xu et al. (2019) confirmed computationally that subsequently the magnetic energy grows as  $\mathcal{E}_B \propto t^2$  for a time interval

$$\Delta t_{\text{damp}} = \frac{23}{3\Gamma_\nu} \left( \frac{1}{\mathcal{R}} - 1 \right), \quad (31)$$

so that the dynamo enters the fully nonlinear stage at a time  $t_{nl} + \Delta t_{\text{damp}}$ , where  $t_{nl}$  is given in equation (13). As in the case of Ohmic resistivity, transition from the case of very high  $\mathcal{R}$  in the top panel of Fig. 2 to low  $\mathcal{R}$  in the bottom panel can be visualized as the effects of the line representing  $\mathcal{E}_B(k_d)$ , no longer vertical, sweeping from right to left as  $\mathcal{R}$  decreases.

To gain more insight into the different stages of the dynamo, one can evaluate the magnetic Reynolds number at the dynamo driving scale,  $\ell_{dr}$ . With the aid of equation (26) we obtain

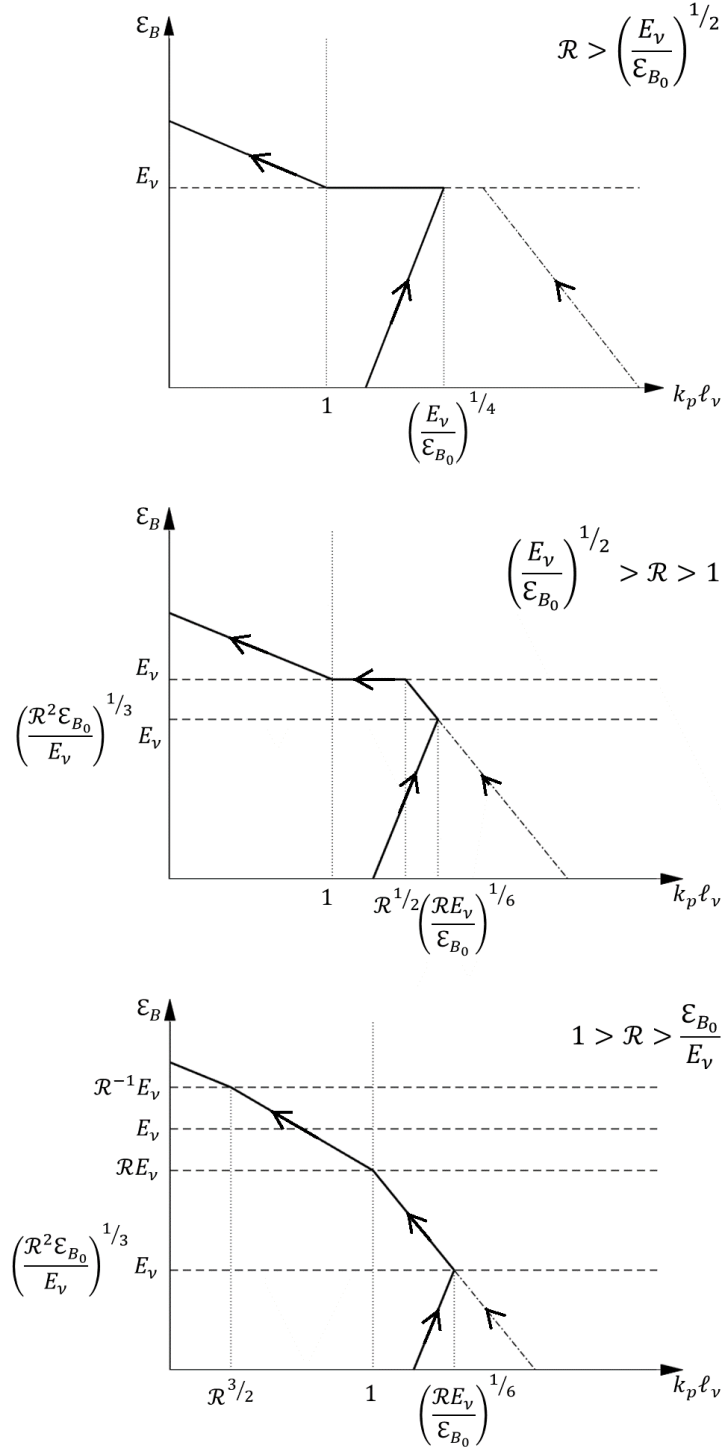
$$R_m(\ell_{dr}) = \frac{\mathcal{R}}{6} \left( \frac{\Gamma_\nu}{v_{dr}/\ell_{dr}} \right) \frac{v_{dr}^2}{v_A^2}. \quad (32)$$

If the driving is at the viscous scale ( $\ell_{dr} = \ell_\nu$ ), we have  $v_{dr}/\ell_{dr} = \Gamma_\nu$  so that  $R_m(\ell_{dr}) > \frac{1}{6}\mathcal{R}$  in the kinematic stage ( $v_A^2 < v_{dr}^2$ ). For  $\mathcal{R} \geq 1$ , the dynamo enters the nonlinear stage at  $R_m(\ell_\nu) = \frac{1}{6}\mathcal{R}$ . For  $\mathcal{R} < 1$ , one can use the results of Xu & Lazarian (2016) to show that  $R_m = \frac{1}{6}$  in the damping stage.

We summarize the parameters describing the growth of the magnetic field when ambipolar diffusion dominates in Table 1. The values of the viscosity,  $\nu$ , and the ambipolar resistivity,  $\eta_{AD}$ , are given in Appendix A. Before applying the results in this table, we first consider the origin of the field and the effect of a time-dependent background on the dynamo.

### 2.4 The Biermann Battery in a Turbulent Medium

As shown by Biermann (1950) (see also Biermann & Schlüter 1951), magnetic fields can be generated in an accelerating plasma, a mechanism referred to as the ‘‘Biermann battery.’’ An electric field arises in such a plasma in order to maintain charge neutrality if the force per unit mass on the electrons differs from that on the ions. If the velocity field has a curl, so will the electric field, which produces a magnetic field by Faraday’s law. These authors estimated the magnetic field by noting that the electric field is of order  $E \sim (m_H/e)dv/dt \sim (m_H/e)v^2/\ell$ , so that  $\partial B/\partial t \sim cE/\ell \sim$



**Figure 2.** Graphical representation of the theory of [Xu & Lazarian \(2016\)](#) for dynamos in the presence of ambipolar diffusion. The magnetic specific energy,  $\mathcal{E}_B$ , which increases as the dynamo operates, is plotted against the wavenumber at which the magnetic power spectrum peaks,  $k_p$ , normalized by the viscous length scale,  $\ell_\nu$ . The zero is suppressed:  $\mathcal{E}_B$  begins at  $\mathcal{E}_{B_0}$  for  $k_p \ell_\nu = 1$ . The damping wavenumber,  $k_d$  (equation 28, dot-dash line), decreases as the magnetic energy increases. Arrows indicate the direction of time. For large values of the dynamo ionization parameter,  $\mathcal{R}$  (equation 29; top panel),  $k_p$  increases until the magnetic energy reaches equipartition with the viscous-scale eddies ( $\mathcal{E}_B = E_\nu$ ). For intermediate  $\mathcal{R}$  (middle panel), the damping scale  $k_d^{-1}$  becomes large enough that it determines  $k_p$  in the later parts of the kinematic stage. For  $\mathcal{R} < 1$  (bottom panel), the damping is strong enough that the magnetic specific energy is less than that of the viscous eddies ( $\mathcal{E}_B = \mathcal{R}E_\nu < E_\nu$ ) when the damping scale grows to the viscous scale. Thereafter,  $\mathcal{E}_B$  grows as  $t^2$  until the field reaches equipartition with the eddies at  $k_p$ , when  $\mathcal{E}_B = \mathcal{R}^{-1}E_\nu$ . In each case, the leftmost stage of evolution is the same as that for Ohmic resistivity.



**Table 1.** Turbulent, Ambipolar-Diffusion Dominated Dynamo in Weakly Ionized Plasma in a Cosmic Minihalo

Parameter	Equation	Evaluation <sup>a</sup>
$\epsilon = \frac{v_\ell^3}{\ell} \rightarrow \frac{v^3(r)}{r}$	–	$3.20 \times 10^{-6} \left( \frac{v_{t,5}^3}{r_2} \right) \text{ cm}^2 \text{ s}^{-3}$
$\ell_\nu = \left( \frac{\nu^3}{\epsilon} \right)^{1/4}$	(3)	$1.42 \times 10^{16} \left( \frac{T_3^{0.63} r_2^{1/4}}{v_{t,5}^{3/4} n_{\text{H}}^{3/4}} \right) \text{ cm}$
$v_\nu = (\epsilon \nu)^{1/4}$	(3)	$3.59 \times 10^3 \left( \frac{T_3^{0.21} v_{t,5}^{3/4}}{r_2^{1/4} n_{\text{H}}^{1/4}} \right) \text{ cm s}^{-1}$
$\Gamma_\nu = \frac{v_\nu}{\ell_\nu} = \left( \frac{\epsilon}{\nu} \right)^{1/2}$	(3)	$2.52 \times 10^{-13} \left( \frac{v_{t,5}^{3/2} n_{\text{H}}^{1/2}}{T_3^{0.42} r_2^{1/2}} \right) \text{ s}^{-1}$
$B_\nu = (4\pi\rho_\nu)^{1/2} v_\nu$	(12)	$1.90 \times 10^{-8} \left( \frac{v_{t,5}^{3/4} T_3^{0.21} n_{\text{H}}^{1/4}}{r_2^{1/4}} \right) \text{ G}$
$B_{\text{eq}} = (4\pi\rho_{\text{eq}})^{1/2} v_t$	(18)	$5.30 \times 10^{-7} v_{t,5} n_{\text{H},\text{eq},i}^{1/2} \text{ G}$
$t_{\text{nl}} = \frac{8}{3\Gamma_\nu} \ln \left[ \left( \frac{\rho_0}{\rho_\nu} \right)^{2/3} \frac{B_\nu}{B_0} \right]^b$	(13)	$3.35 \times 10^5 \left( \frac{T_3^{0.42} r_2^{1/2}}{v_{t,5}^{3/2} n_{\text{H},\nu}^{1/2}} \right) \ln \left[ \left( \frac{n_{\text{H},0}}{n_{\text{H},\nu}} \right)^{2/3} \frac{B_\nu}{B_0} \right] \text{ yr}$
$P_m = \frac{\nu}{\eta_{\text{AD}}} = \frac{R_m}{Re}$	(1)	$1.29 \left( \frac{\phi_d x_{i,-4} T_3^{0.80} r_2^{1/2} n_{\text{H}}^{1/2}}{v_{t,5}^{3/2}} \right) \left( \frac{B_\nu^2}{B^2} \right)$
$\mathcal{R} = \frac{6\nu n_i}{\Gamma_\nu} = 6 \left( \frac{B^2}{B_\nu^2} \right) P_m$	(28)	$7.72 \left( \frac{\phi_d x_{i,-4} T_3^{0.80} r_2^{1/2} n_{\text{H}}^{1/2}}{v_{t,5}^{3/2}} \right)$
$Re = \frac{Lv_L}{\nu} \rightarrow \frac{rv(r)}{\nu}$	(4)	$6.04 \times 10^5 \left( \frac{v_{t,5} r_2 n_{\text{H}}}{T_3^{0.84}} \right)$
$R_m = \frac{Lv_L}{\eta_{\text{AD}}} \rightarrow \frac{rv(r)}{\eta_{\text{AD}}}$	(4)	$1.00 \times 10^3 \left( \frac{\phi_d x_{i,-4} T_3^{0.38} r_2 n_{\text{H}}}{v_{t,5}} \right) \left( \frac{B_{\text{eq}}^2}{B^2} \right)$

<sup>a</sup> $r_2$  is the outer scale of the turbulence in units of  $10^2$  pc,  $v_{t,5}$  is the turbulent velocity on that scale in units of  $10^5$  cm s<sup>-1</sup>,  $n_{\text{H}}$  is the density of hydrogen in cm<sup>-3</sup>,  $T_3 = T/(10^3 \text{ K})$ ,  $x_{i,-4} = x_i/10^{-4}$  is the normalized ionization fraction, and  $\rho_\nu$  and  $\rho_{\text{eq}}$  are the densities at  $B = B_\nu$  (equation 60),  $B_{\text{eq}}$  (equation 69), respectively.  $\phi_d$  (equation A14) measures the importance of the ion-neutral drift velocity;  $\phi_d = 1$  for  $v_d = 0$  and  $\phi_d \propto (v_d/c_s)^{3/4}$  for highly supersonic drift. We assume  $n_{\text{He}}/n_{\text{H}} = 1/12$  so that  $\mu_{\text{H}} \equiv \rho/n_{\text{H}} = 1.33m_{\text{H}}$ .

<sup>b</sup>Assumes no dissipation and that  $P_m \gtrsim 1$  for Ohmic resistivity and  $\mathcal{R} \gtrsim 1$  if the resistivity is due to ambipolar diffusion.

$(cm_{\text{H}}/e)v^2/\ell^2$  and  $B \sim (cm_{\text{H}}/e)v/\ell = 1.0 \times 10^{-4}(v/\ell)$ . As noted in the Introduction, they estimated that this process would produce a field of order  $10^{-19}$  G in a galaxy.

Harrison (1969, 1970) gave a more rigorous derivation of this result for the case in which the force is radiation drag on the electrons, and Kulsrud et al. (1997) did so for the case in which the force is due to a pressure gradient. The latter authors pointed out that the equation for the vorticity and that for the magnetic field have the same form,

$$\frac{\partial \boldsymbol{\omega}}{\partial t} - \nabla \times (\mathbf{v} \times \boldsymbol{\omega}) = \frac{\nabla \rho \times \nabla p}{\rho^2} + \nu \nabla^2 \boldsymbol{\omega}, \quad (33)$$

$$\frac{\partial \mathbf{B}}{\partial t} - \nabla \times (\mathbf{v} \times \mathbf{B}) = -\frac{m_a c}{e(1+\chi)} \left( \frac{\nabla \rho \times \nabla p}{\rho^2} \right) + \eta \nabla^2 \mathbf{B}, \quad (34)$$

where  $m_a = \rho/n_a$  is the mean mass of the atoms (both neutral and ionized),  $n_a$  is the number density of atoms, and  $\chi \equiv n_e/n_a$  is the ionization fraction. These equations are

based on the assumption that  $\chi$ ,  $\nu$  and  $\eta$  are constant. The source for  $\boldsymbol{\omega}$  and  $\mathbf{B}$  is the baroclinic term due to non-parallel density and pressure gradients ( $\nabla \rho \times \nabla p \neq 0$ ), which arise naturally in curved shocks.

Kulsrud et al. (1997) stated that the viscous and resistive terms in equations (33) and (34) can be ignored in determining the postshock vorticity. To see this for the viscous term, for example, go into the shock frame, so that  $\partial/\partial t = 0$ , and integrate equation (33) across the shock front. Writing  $p = \rho c_s^2$ , where  $c_s$  is the isothermal sound speed, we find

$$\Delta(v\boldsymbol{\omega}) \sim \frac{\Delta(c_s^2 \ln \rho)}{L} + \nu \Delta(\nabla \boldsymbol{\omega}), \quad (35)$$

where we have assumed that the vectors in equation (33) are not nearly parallel and where  $L$  is the scale of the curvature of the shock. The post-shock sound speed is of order the shock velocity,  $v_s$ , so the first term on the RHS is of order  $v_s^2/L$ . The vorticity generated by the shock is of order  $v_s/L$ .

The turbulent cascade behind the shock begins on the scale  $L$ , so the vorticity changes on that scale just behind the shock; as a result the second term is of order  $\nu v_s/L^2$ . It follows that the ratio of the first term to the second is of order  $v_s L/\nu = Re \gg 1$ , so the viscous term does not affect the generation of vorticity in the shock. A similar argument can be made for the evolution of the magnetic field provided that the shock is collisional, as it should be at low velocities in a primarily neutral medium.

It follows that if the vorticity and field are initially zero, they will grow in tandem; for the case in which the force is a pressure gradient, the field is

$$\mathbf{B} = - \left[ \frac{m_a c}{(1 + \chi)e} \right] \boldsymbol{\omega}. \quad (36)$$

If the force is due to radiation drag on the electrons, the field is  $\mathbf{B} = -(m_a c/e)\boldsymbol{\omega}$  in a fully ionized plasma (Harrison 1969); if the plasma is partially ionized, one can show that the field is larger by a factor  $\chi^{-1}$ . Balbus (1993) showed that fields generated by the Biermann battery are so weak that the Larmor radius,  $r_{L,i} = v_{\text{ion}}/\Omega_a \simeq (v_{\text{ion}}/v_\ell)\ell$ , can exceed the scale  $\ell$  on which the vorticity is measured; here  $v_{\text{ion}}$  is the velocity of an individual ion, whereas  $v_\ell$  is the mean velocity on the scale  $\ell$  and is less than  $v_{\text{ion}}$  for subsonic flows.

Numerically, for a vorticity  $\boldsymbol{\omega} = v_t(r)/r$  and for  $n_{\text{He}} = n_{\text{H}}/12$ , this field is

$$B = 1.29 \times 10^{-4} \omega = 4.17 \times 10^{-19} \left( \frac{v_{t,5}}{r_2} \right) \text{ G}, \quad (37)$$

where  $v_{t,5}$  is the turbulent velocity in units of  $10^5 \text{ cm s}^{-1}$  and  $r_2$  is the radius in units of 100 pc. Although very weak fields ( $\sim 10^{-24.5} \text{ G}$ ) can be generated within linear perturbations in the post-recombination universe (Naoz & Narayan 2013), significantly stronger fields are generated in curved shocks associated with galaxy formation (Pudritz & Silk 1989) and the accretion of gas into minihalos.

Turbulence leads to an increase in the field in two separate stages, the turbulent Biermann battery and then the small-scale dynamo. First, since the post-shock flow is at high  $Re$  (Table 1), the vorticity on a scale  $L$  leads to a turbulent cascade in which the vorticity increases in time as it cascades to smaller and smaller scales,  $\omega \sim v_\ell/\ell \simeq (L/\ell)^{2/3} v_L/L$ . Correspondingly, the magnetic field increases on smaller scales according to equation (36) (Kulsrud 2005). For  $P_m > 1$ , this process ceases when viscous damping terminates the turbulent cascade on the scale  $\ell_\nu$ . The vorticity on this scale is  $\sim \Gamma_\nu$ , so that the field due to a turbulent Biermann battery is

$$B = 3.24 \times 10^{-17} \left( \frac{v_{t,5}^{3/2} n_{\text{H}}^{1/2}}{T_3^{0.42} r_2^{1/2}} \right) \text{ G} \quad (38)$$

at the end of this process (see Table 1).

Once the turbulent cascade has been established, in a time of order  $L/v_L$ , the vorticity no longer grows and the growth of the field is due to a small-scale dynamo as discussed above. Here the difference between equations (33) and (34) becomes important:  $\boldsymbol{\omega} = \nabla \times \mathbf{v}$  is a function of  $\mathbf{v}$ , whereas  $\mathbf{B}$  is not. Thus, while the vorticity no longer grows once the turbulent cascade is established, the magnetic field can grow exponentially.

## 2.5 Dynamos in a Time Dependent Background

To this point, we have assumed that the dynamo is operating in a medium with a density that is independent of time. However, the gas that forms a primordial star first expands with the cosmological expansion, contracts with the formation of a minihalo, and then contracts further as it forms a protostellar core. As a result, the evolution equations for the small-scale dynamo must be revised to account for the temporal evolution of the mean density. For homologous expansion or collapse, mass and flux conservation imply that  $\rho \propto 1/r^3$  and  $B \propto 1/r^2$ , where  $r$  is the distance from an arbitrary point in a homologous expansion or from the center of the collapse, which is assumed to be spherical. As a result,  $B \propto \rho^{2/3}$ . Collapse is generally not homologous, so these relations need not hold locally. Nonetheless, prior to the formation of a star, the mean density and mean field satisfy  $\bar{B} \propto \bar{\rho}^{2/3}$  under the conditions of flux-freezing. Lazarian et al. (2015) and references therein argue that reconnection in a turbulent medium leads to violations of flux-freezing, and Li et al. (2015) found evidence for this in their simulations. Those same simulations found that this was a modest effect, however, and were consistent with an overall dependence  $\mathcal{E}_B \propto B^2/\rho \propto (\rho/\rho_0)^{1/3} = \xi^{1/3}$ . Following Schleicher et al. (2010) and Schober et al. (2012b), we assume that the effects of the dynamo and the time dependent background are separable. As a result, equations (11) and (24) for the kinematic dynamo become

$$\mathcal{E}_B = \mathcal{E}_{B0} \xi^{1/3} (k_p \ell_\nu)^{5/2} e^{\frac{3}{4} \int \Gamma_\nu dt} \quad (P_m > 1), \quad (39)$$

$$= \mathcal{E}_{B0} \xi^{1/3} e^{\frac{3}{4} \int \Gamma_\eta dt} \quad (P_m < 1). \quad (40)$$

where

$$\xi \equiv \frac{\rho}{\rho_0} \quad (41)$$

is the compression ratio and  $\rho_0$  is the initial density. After a star forms, these equations need not hold, since the mean gas density no longer varies as  $1/r^3$  and the magnetic flux released from the star can evolve in a complex manner.

Recall that the dynamo enters the nonlinear stage when  $\mathcal{E}_B = E_\nu$ , the specific energy of the viscous-scale eddies, and also that  $k_p \ell_\nu = 1$  at this time. (If ambipolar diffusion dominates, the case in which  $\mathcal{R} < 1$  is more complicated as discussed in Section 2.3, so we do not discuss that case in this section.) Let  $\rho_\nu$  be the density at the time that the dynamo enters the nonlinear stage, and let  $\langle \Gamma_\nu \rangle$  be the time-averaged value of  $\Gamma_\nu$  prior to that time. Expressing  $\mathcal{E}_B$  in terms of  $B$ , we then find that the dynamo enters the nonlinear stage at

$$t_{\text{nl}} \simeq \frac{8}{3 \langle \Gamma_\nu \rangle} \ln \left( \xi_\nu^{-2/3} \frac{B_\nu}{B_0} \right), \quad (42)$$

where  $\xi_\nu \equiv \rho_\nu/\rho_0$ . As we shall see in Section 3,  $t_{\text{nl}}$  is expected to be small compared to the dynamical time in the formation of the first stars, so the factor  $\xi_\nu$  in equation (42) is close to unity and  $\langle \Gamma_\nu \rangle \simeq \Gamma_{\nu 0}$ , the initial value of  $\Gamma_\nu$ . However, this is not the case for the simulations (Section 4),

For the nonlinear dynamo ( $t > t_{\text{nl}}$ ), equation (14) becomes

$$\frac{d\mathcal{E}_B}{dt} = \chi \epsilon + \mathcal{E}_B \frac{d \ln \xi^{1/3}}{dt}, \quad (43)$$

where we have assumed that the field has not reached

equipartition with motions on the outer scale of the turbulence ( $B < B_{\text{eq}}$ ). The scale of the dynamo enters through  $\epsilon = v_t^3/\ell$ . Equation (43) then gives

$$\mathcal{E}_B(t) = \left(\frac{\xi}{\xi_\nu}\right)^{1/3} \mathcal{E}_{B_\nu} + \chi \xi^{1/3} \int_{t_{\text{nl}}}^t \epsilon(t') \xi(t')^{-1/3} dt', \quad (44)$$

where  $\mathcal{E}_{B_\nu} = \mathcal{E}_B(t_{\text{nl}})$  is given by

$$\mathcal{E}_{B_\nu} \equiv \frac{B_\nu^2}{8\pi\rho_\nu} = \frac{1}{2} v_\nu^2 = \frac{1}{2} (\epsilon\nu)^{1/2} = \frac{1}{2} \frac{\epsilon}{\Gamma_\nu}. \quad (45)$$

The first term in equation (44) represents the compression (assuming the density is increasing) of the field at the beginning of the nonlinear stage ( $B_\nu$ ), whereas the second term represents the field produced by the nonlinear dynamo, including the amplification of that field due to compression.

We approximate the density dependence of a quantity  $x$  as  $x \propto \rho^{q_x} \propto \xi^{q_x}$ . In particular,  $\epsilon \propto \rho^{q_\epsilon}$  and  $\Gamma \propto \rho^{q_\Gamma}$ , so that

$$\mathcal{E}_B(t) = \frac{1}{2} \left(\frac{\xi}{\xi_\nu}\right)^{\frac{1}{3}} \frac{\epsilon_0}{\Gamma_{\nu 0}} \xi_\nu^{q_\epsilon - q_\Gamma} + \phi_{\text{ff}} \chi \epsilon_0 t_{\text{ff},0} \xi^{\frac{1}{3}} I_{q_\epsilon - \frac{1}{3}}(\xi_\nu, \xi), \quad (46)$$

where  $\xi_\nu = \xi(t_{\text{nl}})$ ,  $\Gamma_{\nu 0}$  is evaluated at the initial density,  $\rho_0$ , and

$$I_q(\xi_1, \xi_2) \equiv \frac{1}{\phi_{\text{ff}} t_{\text{ff},0}} \int_{t(\xi_1)}^{t(\xi_2)} \xi(t')^q dt' \quad (47)$$

is evaluated in Appendix B, including the effects of dark matter. Here  $t_{\text{ff},0}$  is the free-fall time for the gas alone and  $\phi_{\text{ff}}$  is a parameter of order unity that allows the collapse time for the gas alone to differ from  $t_{\text{ff},0}$  due to the fact that the collapse is not pressureless, for example. Observe that  $dt \propto dt_{\text{ff}} \propto d\xi/\xi^{3/2}$  so that  $I_q$  is a number of order unity for  $q < \frac{1}{2}$  and  $\xi \gg 1$ .

Define the dynamo amplification factor  $\mathcal{A}(t)$  by

$$B(t) \equiv B_0 \mathcal{A}(t) \xi^{2/3}; \quad (48)$$

in terms of the specific magnetic energy, this is

$$\mathcal{E}_B = \mathcal{E}_{B0} \mathcal{A}^2(t) \xi^{1/3}. \quad (49)$$

In the kinematic phase, equations (39) and (40) show that  $\mathcal{A} = \mathcal{A}_{\text{kin}}$  is exponentially sensitive to the input parameters. For the nonlinear phase, we have

$$B = B_\nu \mathcal{A}_{\text{nl}}(\xi/\xi_\nu)^{2/3} \quad (\xi > \xi_\nu), \quad (50)$$

where

$$\mathcal{A}_{\text{nl}} = \left[ 1 + 2\phi_{\text{ff}} \chi \Gamma_{\nu 0} t_{\text{ff},0} \xi_\nu^{\frac{1}{3} + q_\Gamma - q_\epsilon} I_{q_\epsilon - 1/3}(\xi_\nu, \xi) \right]^{1/2} \quad (51)$$

from equation (46) after expressing  $\mathcal{E}_B$  in terms of  $B$ . Note that the second term is proportional to

$$\Gamma_{\nu 0} t_{\text{ff},0} = \left(\frac{\epsilon_0}{\nu_0}\right)^{\frac{1}{2}} t_{\text{ff},0} = \left(\frac{v_t t_{\text{ff},0}}{L_0}\right) Re^{\frac{1}{2}}. \quad (52)$$

For gravitational collapse, the factor in parentheses in the final expression is of order unity, so it follows that  $\mathcal{A}_{\text{nl}} \propto Re^{1/4}$  for large  $Re$ .

We now show that the nonlinear dynamo amplifies the field to a significant fraction of equipartition provided the dynamo amplification factor is large ( $\mathcal{A}_{\text{nl}}^2 \gg 1$ ). First consider the case in which the kinematic stage of the dynamo

ends early in the collapse, so that  $\xi_\nu \sim 1$ . Since  $\epsilon_0 = v_{t0}^3/L_0$ , equation (46) implies

$$\frac{\mathcal{E}_B}{\frac{1}{2} v_{t0}^2} \simeq 2\chi \left(\frac{\phi_{\text{ff}} v_{t0} t_{\text{ff},0}}{L_0}\right) \xi^{1/3} I_{q_\epsilon - \frac{1}{3}}(1, \xi). \quad (53)$$

The factor in parentheses is of order unity; for example, for sonic turbulence in which the outer scale of the turbulence is the Jeans length,  $v_{t0} t_{\text{ff},0}/L_0 = (3/32)^{1/2}$ . As noted above, when  $q < \frac{1}{2}$ , corresponding to  $q_\epsilon < \frac{5}{6}$ , the factor  $I_q$  is a number of order unity for  $\xi \gg 1$ ; on the other hand, for  $q \geq \frac{1}{2}$ ,  $I_q$  is an increasing function of  $\xi$ . It follows that even in the absence of the compression factor  $\xi^{1/3}$ , the nonlinear dynamo will bring the field up to an energy of order  $2\chi \sim 0.1$  of equipartition. In the opposite case in which the nonlinear stage of the dynamo begins late in the collapse ( $\xi_\nu \gg 1$ ),  $I_q(\xi_\nu, \xi)$  can be inferred from equation (B17). As a result, the field energy for  $\xi \gg \xi_\nu$  is

$$\frac{\mathcal{E}_B}{\frac{1}{2} v_{t\nu}^2} \simeq 2\chi \left(\frac{\phi_{\text{ff}} v_{t\nu} t_{\text{ff},\nu}}{L_\nu}\right) \frac{2}{3\pi(\frac{5}{6} - q_\epsilon)} \left(\frac{\xi}{\xi_\nu}\right)^{1/3} \quad (54)$$

for  $q_\epsilon < \frac{5}{6}$ , where  $v_{t\nu}$  is the turbulent velocity at a density  $\rho(t_{\text{nl}}) = \rho(\xi_\nu)$ , etc. For  $q_\epsilon \geq \frac{5}{6}$ , the field energy is larger than this. Hence, for  $\mathcal{A}_{\text{nl}}^2 \gg 1$ , the nonlinear dynamo is efficient at bringing the field close to equipartition when  $\xi_\nu \gg 1$  as well. In both cases, the relative importance of amplification of the field by the nonlinear dynamo and by compression is given by the ratio  $\mathcal{A}_{\text{nl}}(\xi_\nu/\xi)^{2/3}$ . By contrast, this ratio for the specific magnetic energy,  $\mathcal{E}_B$ , is  $\mathcal{A}_{\text{nl}}^2(\xi_\nu/\xi)^{1/3}$ , which is generally much larger.

As remarked above, Lazarian et al. (2015) have argued that flux freezing is violated due to reconnection in a turbulent medium. We note that the effect of eliminating the effect of compression in the evolution of the nonlinear dynamo (i.e., omitting the second term in equation 43) would be to omit the factors of  $\xi$  and  $\xi_\nu$  and replace  $q_\epsilon - \frac{1}{3}$  by  $q_\epsilon$  in equations (53) and (54); this would not affect the conclusion that the nonlinear dynamo is capable of bringing the field close to equipartition in a gravitational collapse.

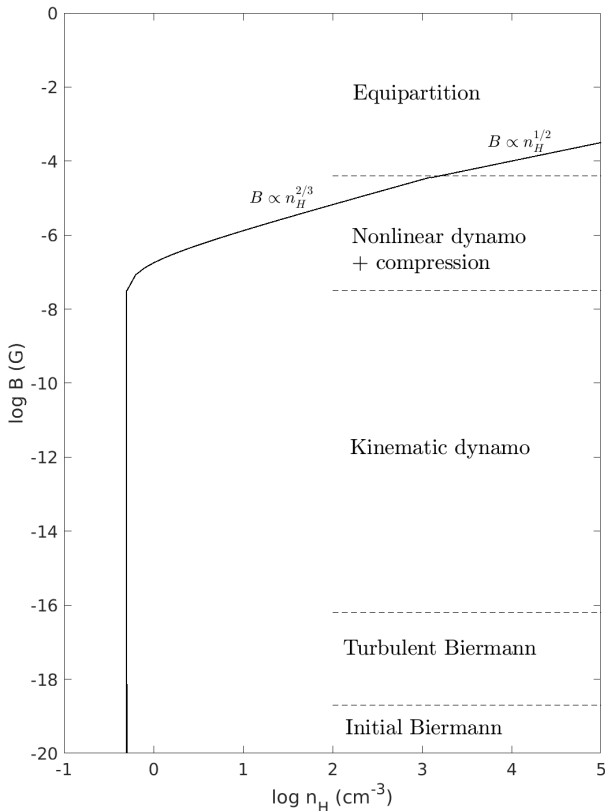
We now estimate the magnitude of the field in the gas that forms the first stars.

### 3 PREDICTED MAGNETIC FIELD IN THE FORMATION OF THE FIRST STARS

We first discuss the initial Biermann field expected in a minihalo (or galaxy) and then the final value that results from the turbulent cascade. We show that the Biermann field is amplified rapidly in the kinematic stage of a small-scale dynamo, so that the density in this stage is approximately equal to the initial value. In the nonlinear phase of evolution of the dynamo, the field is amplified primarily by the compression due to the gravitational collapse that leads to star formation. This compression drives the field to equipartition, and it remains approximately in equipartition until non-ideal MHD effects take over. An overview of the predicted evolution of the field is shown in Fig. 3.

#### 3.1 The Initial Field

As discussed in the Introduction, processes in the very early universe might create comoving fields in the range



**Figure 3.** Predicted growth of the magnetic field in a minihalo of total mass  $3 \times 10^5 M_\odot$  at  $z = 25$  under the assumption that the initial field is zero. We have assumed that the turbulent velocity is half the virial velocity ( $\phi_t = 0.5$ ) and that  $T = 10^3$  K. The initial Biermann battery due to curved shocks on the scale of the minihalo generates a field of about  $2 \times 10^{-19}$  G. As turbulence cascades to smaller scales, the field generated by the Biermann battery increases to  $\sim 10^{-16}$  G. A small-scale dynamo amplifies this field to about  $3 \times 10^{-8}$  G during the kinematic stage. Because the growth rate of the dynamo is so large in this stage, the density is about constant in time. The nonlinear dynamo is much slower, so the baryons are compressed by a factor  $\sim 4000$  during this stage as they collapse due to the combined gravity of the dark matter and the baryons. In this stage, the field grows to about  $5 \times 10^{-5}$  G. The dynamo amplifies the field by only a factor  $\sim 7$  in the nonlinear stage; most of the growth of the field is due to compression. The nonlinear stage ends when the field reaches equipartition with the turbulence, with  $v_t \simeq 2$  km s $^{-1}$ . Subsequently, the field remains in approximate equipartition with the turbulence.

$B_c \sim 10^{-15} - 10^{-12}$  G, but these processes are hypothetical. The Biermann battery process prior to reionization produces much weaker fields,  $B \sim (10^{-25} - 10^{-24})$  G, in the IGM (Naoz & Narayan 2013) or  $B \sim 10^{-19}$  G in protogalaxies (Biermann & Schlüter 1951); the comoving fields are smaller by a factor  $a^2 = 1/(1+z)^2$ . However, these fields are based on well-established physics, so we focus on them here.

The field produced by the Biermann battery in a minihalo or a galaxy in the process of formation is due to the oblique shocks (Pudritz & Silk 1989) associated with the formation of these objects. As discussed in Section 2.4, the magnitude of this field is  $1.29 \times 10^{-4} \omega$ , where  $\omega$  is the vor-

ticity. We estimate the vorticity on the outer scale of the turbulence as  $\omega \sim v_{\text{vir}}/r_{\text{vir}}$ , where  $r_{\text{vir}} = (3M_m/4\pi\rho_{\text{mh}})^{1/3}$  and  $v_{\text{vir}} = (GM_m/r_{\text{vir}})^{1/2}$  are the virial radius and velocity, respectively, where  $M_m$  is the mass of all the matter in the halo, including the dark matter, and where  $\rho_{\text{mh}}$  is the average matter density in the minihalo. It follows that

$$\omega \sim \frac{v_{\text{vir}}}{r_{\text{vir}}} = \left( \frac{4\pi G \rho_{\text{mh}}}{3} \right)^{1/2}, \quad (55)$$

where for a simple tophat model of the formation of the minihalo,  $\rho_{\text{mh}}$  is approximately  $18\pi^2$  times the ambient density in the Hubble flow at that time (e.g., Barkana & Loeb 2001),

$$\rho_{\text{mh}} = \frac{27\pi H_0^2 \Omega_m}{4G} \left( \frac{1+z}{26} \right)^3. \quad (56)$$

Here we have normalized to a redshift of 25, since that is a typical redshift at which a minihalo collapses (Greif et al. 2012, Stacy et al in preparation). For simplicity, we henceforth make the approximation  $1+z \simeq 26z_{25}$ , where  $z_{25} = z/25$ , which is accurate to within 1% for  $20 < z < 33$  and accurate to 4% for  $z > 12$ . Following Stacy et al (in preparation), we set  $H_0 = 70$  km s $^{-1}$  Mpc $^{-1}$ ,  $\Omega_m = 0.30$  and  $\Omega_b = 0.04$ . It follows that the matter density in the minihalo is  $\rho_{\text{mh}} = 8.62 \times 10^{-24} z_{25}^3$  g cm $^{-3}$ , so that  $\omega \sim 1.5 \times 10^{-15} z_{25}^{3/2}$  s $^{-1}$  and  $B \sim 2.0 \times 10^{-19} z_{25}^{3/2}$  G at the outer scale of the turbulence. At  $z \sim 25$ , this field is almost exactly as Biermann & Schlüter (1951) estimated.

As discussed in Section 2.4, the turbulent cascade increases the vorticity, and therefore the field, on smaller scales. To evaluate the final Biermann field, which occurs on the viscous scale where the vorticity is a maximum ( $\omega \simeq \Gamma_\nu$ ), and the properties of the subsequent dynamo, we assume that the turbulence is governed by the properties of the minihalo. We then have for the outer scale of the turbulence in the minihalo  $r \simeq r_{\text{vir}} = 123 M_{m,6}^{1/3} z_{25}$  pc, where  $M_{m,6} = M_m/(10^6 M_\odot)$  (cf. Barkana & Loeb 2001). The virial velocity is  $v_{\text{vir}} = 5.9 M_{m,6}^{1/3} z_{25}^{1/2}$  km s $^{-1}$ . Simulations indicate that the turbulent velocity is somewhat less than this; for example, the results of Greif et al. (2012) show that  $v_t \simeq 2$  km s $^{-1}$  to within a factor 1.5 in the range  $r \sim 5-50$  pc for  $M_m \simeq 3 \times 10^5 M_\odot$ , corresponding to  $v_t \simeq 0.5 v_{\text{vir}}$ , and a similar result was obtained by Stacy et al (in preparation). We therefore set

$$v_t = \phi_t v_{\text{vir}} \quad (57)$$

and adopt  $\phi_t = 0.5$  as a fiducial value. The density of hydrogen in the minihalo corresponding to the matter density  $\rho_{\text{mh}}$  is  $n_{\text{H}} = (\Omega_b/\Omega_m)\rho_{\text{mh}}/\mu_{\text{H}} = 0.52 z_{25}^3$  cm $^{-3}$ , where  $\mu_{\text{H}} = 2.23 \times 10^{-24}$  g is the mass per H atom. Equation (38) then implies that the final Biermann field is

$$B_0 = 3.0 \times 10^{-16} \left( \frac{\phi_t^{3/2} M_{m,6}^{1/3} z_{25}^{11/4}}{T_3^{0.42}} \right) \text{ G}. \quad (58)$$

For a minihalo with  $M_m = 3 \times 10^5 M_\odot$  at  $z = 25$ , this gives  $B_0 \simeq 7 \times 10^{-17}$  G (with  $\phi_t = 0.5$  and  $T_3 = 1$ ).

### 3.2 The Kinematic Dynamo

The field produced by the Biermann battery is too weak to have any dynamical effects, so the dynamo begins in the

kinematic, dissipation-free stage and the field exponentiates as  $B \propto \exp(\Gamma_\nu t)$  (Section 2.1). In order to determine the subsequent evolution of the field, we must first determine how long the kinematic stage lasts in comparison with the dynamical time of the minihalo. Ambipolar diffusion is the dominant dissipation mechanism for  $B \gtrsim 10^{-13} n_{\text{H}} \text{ G}$  (Appendix A3), and as discussed in Section 2.3, the properties of the dynamo in the presence of ambipolar diffusion are governed by dynamo ionization parameter,  $\mathcal{R} = 6\nu_{\text{ni}}/\Gamma_\nu$  (equation 29). Using the just cited values of the density and radius of the minihalo, we find

$$\mathcal{R} = 1.2 \left[ \frac{\phi_d x_{i,-4} T_3^{0.80} z_{25}^{1/4}}{(2\phi_t)^{3/2} M_{m,6}^{1/3}} \right] \quad (59)$$

from Table 1, where  $x_{i,-4} = x_i/10^{-4}$  is the normalized ionization fraction. The results of Greif et al. (2012) give  $x_{i,-4} \sim 1$  for  $r \gtrsim 10$  pc. For  $T \gtrsim 500$  K, which is generally the case for the average gas in the minihalo (Abel et al. 2002; Greif et al. 2012), this implies  $\mathcal{R} \gtrsim 0.7/M_{m,6}^{1/3}$ . This is larger than the value found by Xu & Lazarian (2016) since the ion-neutral collision rate in the post-recombination universe is larger than the value they adopted, as discussed in Appendix A. Since  $\mathcal{R}$  is of order unity, the evolution of the dynamo is intermediate between the tracks shown in the bottom two parts of Fig. 2, so the scale of the turbulent field in the kinematic stage remains constant at about  $\ell_\nu$ . Furthermore, we can use equation (42) for the time at which the dynamo becomes nonlinear,  $t_{\text{nl}}$ . Recall that  $t_{\text{nl}} \propto \ln(B_\nu/(B_0 \xi_\nu^{2/3}))$  and that the initial field in the minihalo is  $B_0 \simeq 10^{-16}$  G from equation (58). Initially, the dynamics of the gas in the minihalo are determined by the dynamical time,  $t_{\text{vir}} = r_{\text{vir}}/v_{\text{vir}} = 20.4 z_{25}^{-3/2} \text{ Myr}$ . Anticipating that  $t_{\text{nl}}/t_{\text{vir}}$  will be  $< 1$ , we infer that the density is about constant so that the density at the end of the kinematic stage,  $\rho_\nu$ , is about the same as the initial density (i.e.,  $\xi_\nu \simeq 1$ ) and  $\langle \Gamma_\nu \rangle \simeq \Gamma_\nu$ . We then obtain

$$B_\nu = 5.80 \times 10^{-8} \phi_t^{3/4} T_3^{0.21} z_{25}^{11/8} M_{m,6}^{1/6} \text{ G} \quad (60)$$

from Table 1. In evaluating  $t_{\text{nl}}$ , we set  $\phi_t = \frac{1}{2}$ , and in the logarithmic factor we set the remaining parameters equal to unity, so that

$$\frac{t_{\text{nl}}}{t_{\text{vir}}} \simeq 0.10 \left( \frac{T_3^{0.42}}{M_{m,6}^{1/3} z_{25}^{5/4}} \right). \quad (61)$$

We conclude that for a typical minihalo, the dynamo can reach a nonlinear amplitude in a time significantly less than the virial time.

Reference to Fig. 2 shows that the dissipation-free stage in the kinematic dynamo lasts until  $\mathcal{E}_B = (\mathcal{R}^2 \mathcal{E}_{B0}/E_\nu)^{1/3} E_\nu$ , which corresponds to a magnetic field  $B \simeq (\mathcal{R}^{1/2} B_\nu/B_0)^{2/3} B_0$ . For  $\mathcal{R}$  and the remaining parameters all of order unity, this implies that the field is amplified by almost factor of  $10^6$  before dissipation becomes important. Once that occurs, the field grows more slowly,  $B \propto \exp(\Gamma_\nu t/6)$  (Kulsrud & Anderson 1992; Xu & Lazarian 2016). For  $\mathcal{R} \gtrsim 1$ , as is the case here, this exponential growth continues until the dynamo reaches the nonlinear stage at  $t = t_{\text{nl}}$ .

### 3.3 The Nonlinear Dynamo

As noted above, the value of the dynamo ionization parameter,  $\mathcal{R}$ , is initially of order unity. As the gas collapses in the nonlinear stage of the dynamo,  $\mathcal{R} \propto x_i n_{\text{H}}^{1/2} r^{1/2}$  from Table 1. Since the gas is in ionization equilibrium, the ionization varies as  $n_{\text{H}}^{-1/2}$  so that  $\mathcal{R} \propto r^{1/2} \propto \xi^{-1/6}$ . As we shall see, dynamo amplification in the nonlinear stage is significant only during the initial stages of the collapse, so we shall continue to use the results for  $\mathcal{R} \gtrsim 1$ . The field is then given by equation (50) with  $\mathcal{A}_{\text{nl}}$  given by equation (51). The nonlinear amplification factor  $\mathcal{A}_{\text{nl}}$  depends on how the energy dissipation rate depends on density,  $\epsilon \propto \rho^{q_\epsilon}$ , with  $q_\epsilon = 3q_\nu - q_L$ , through the factor  $I_{q_\epsilon-1/3}(\xi_\nu, \xi)$  (equation 51). Since  $t_{\text{nl}}$  is only a fraction of the dynamical time,  $t_{\text{vir}}$ , it follows that the density at  $t_{\text{nl}}$  is close to the initial density,  $\rho_\nu \simeq \rho_0$ , so that  $\xi(t_{\text{nl}}) = \xi_\nu \simeq 1$ . The maximum value of  $I_q(1, \xi)$  is reached when the collapse is complete, and as shown in equation (B18), it is of order unity provided that  $q_\epsilon - \frac{1}{3} < \frac{1}{2}$ , which it generally is. Simulations such as those of Greif et al. (2012) show that although the turbulent velocity is roughly constant, it does vary by a factor  $\lesssim 3$  in a complex manner, so the effective value of  $q_\epsilon$  is uncertain. For a simple analytic estimate, we shall take advantage of the fact that  $I_{q,\infty} = \mathcal{O}(1)$  and set  $q = q_\epsilon - \frac{1}{3} = 0$ . Equation (47) then gives  $I_{0,\infty} = t_{\text{coll}}/(\phi_{\text{ff}} t_{\text{ff},0})$ . Approximating the collapse time as  $t_{\text{vir}}$  and recalling that  $t_{\text{nl}} \ll t_{\text{vir}}$ , we find from equation (51) that the total amplification by the nonlinear dynamo is

$$\mathcal{A}_{\text{nl,tot}} \sim (1 + 2\chi \Gamma_\nu t_{\text{vir}})^{1/2}. \quad (62)$$

Noting that  $t_{\text{vir}} = (3/4\pi G \rho_{\text{mh}})^{1/2}$ , we find

$$\mathcal{A}_{\text{nl,tot}} \sim \left[ 1 + 66(2\phi_t)^{3/2} z_{25}^{5/4} T_3^{-0.42} M_{m,6}^{1/3} \right]^{1/2}, \quad (63)$$

so the nonlinear dynamo amplifies the field by less than an order of magnitude in a minihalo. This relatively small amplification is because the field energy grows linearly in time in the nonlinear dynamo, but the time available for growth varies as  $\xi^{-1/2}$  and is small in the late stages of the collapse. Using equations (B5) and (B17), one can show that 90% of the amplification by the dynamo is completed before the time that  $\xi = 30$ . (The fact that the dynamo amplification is concentrated in the early stages of the collapse justifies our assumption that we can follow the evolution of the nonlinear dynamo with the initial value of  $\mathcal{R} \propto \xi^{-1/6}$ , which is of order unity.) As shown in Fig. 3, the growth of the field is dominated by compression ( $B \propto \xi^{2/3} \propto n_{\text{H}}^{2/3}$ ) for most of the nonlinear stage.

### 3.4 Equipartition

As the collapse continues, the field eventually reaches approximate equipartition with the turbulence. When does this occur? We anticipate that it occurs only after significant compression, at a time close to the time  $t_{\text{coll}}$  at which the gas in the minihalo has collapsed. Now, for  $B > B_\nu$  we have

$$\mathcal{E}_B = \mathcal{E}_{B_\nu} \mathcal{A}_{\text{nl}}^2 \xi^{1/3} \quad (64)$$

from equation (50) with  $\xi_\nu \simeq 1$ . With the aid of equations (45) and (3), we have  $\mathcal{E}_{B_\nu} \simeq \frac{1}{2}(\epsilon_0 \nu_0)^{1/2} = \frac{1}{2}\epsilon_0/\Gamma_\nu$ . Since

$\mathcal{A}_{\text{nl, tot}}^2 \gg 1$  from equation (63), it follows that the first term in equation (62), representing the field due to the kinematic dynamo, is negligible. We then have

$$\mathcal{E}_B \simeq \chi \epsilon_0 \xi^{1/3} t_{\text{vir}} \quad (t \simeq t_{\text{coll}} \simeq t_{\text{vir}}). \quad (65)$$

Since  $\epsilon_0 t_{\text{vir}} \simeq (v_t^3 / r_{\text{vir}})(r_{\text{vir}} / v_{\text{vir}})$ , this implies that

$$\frac{v_A^2}{v_t^2} = \frac{\mathcal{E}_B}{\frac{1}{2} v_t^2} \simeq 2\chi \xi^{1/3} \frac{v_t}{v_{\text{vir}}} = 2\phi_t \chi \xi^{1/3}. \quad (66)$$

Equipartition first occurs when this ratio is unity, corresponding to a compression of

$$\xi_{\text{eq}, i} = \frac{1}{(2\phi_t \chi)^3} \simeq \frac{4100}{(2\phi_t)^3}, \quad (67)$$

which is only a small fraction of the total compression the gas experiences as it collapses into a protostar. Note that this condition for equipartition is independent of all the dimensional parameters of the problem, as expected from equations (53) and (54). The corresponding density is

$$n_{\text{H, eq}, i} = \left( \frac{1}{2\phi_t \chi} \right)^3 n_{\text{H}, 0} \simeq 2.1 \times 10^3 \left( \frac{z_{25}}{2\phi_t} \right)^3 \text{ cm}^{-3}. \quad (68)$$

The initial equipartition magnetic field is then

$$B_{\text{eq}, i} = (4\pi \rho_0 v_t^2)^{1/2} \xi_{\text{eq}, i}^{1/2} \simeq 7.2 \times 10^{-5} \left[ \frac{z_{25}^2 M_{m,6}^{1/3}}{(2\phi_t)^{1/2}} \right] \text{ G}. \quad (69)$$

As noted by Schleicher et al. (2010), we expect that once the field reaches equipartition, it will remain there as the compression continues, so that the field will increase as  $\rho^{1/2}$  (for a constant turbulent velocity) rather than  $\rho^{2/3}$  (see Fig. 3). This behavior is consistent with the results of the simulations of collapsing turbulent cores by Mocz et al. (2017), who found that the field remained close to equipartition with the turbulent energy as the density increased by orders of magnitude. For an initially weak field, they found that the field eventually increased as  $\rho^{2/3}$ , presumably because the turbulent velocity increased near the nascent protostar; we note that if  $v_t^2 \propto r^{-1}$ , then  $B_{\text{eq}}^2 \propto \rho/r \propto \rho^{4/3}$ . Our conclusion that the dynamo reaches equipartition in the formation of stars at  $z \sim 25$  differs from that of Xu & Lazarian (2016), who concluded that equipartition is reached at  $t \sim 6 \times 10^8$  yr (corresponding to  $z \sim 8$ ), because they did not consider the increase in density that accompanies star formation.

As noted in Section 2.1, it is possible that the field could saturate at a value different than the equipartition value,

$$B_{\text{rms}}^2 = B_{\text{sat}}^2 = 4\pi \phi_{\text{sat}}^2 \rho v_t^2, \quad (70)$$

with  $\phi_{\text{sat}}$  most likely somewhat less than 1. In that case, the Alfvén Mach number in the saturated state would be  $\mathcal{M}_A = v_t / v_A = 1 / \phi_{\text{sat}}$ ; the field would be dynamically insignificant for  $\phi_{\text{sat}} \ll 1$ . Equation (66) implies that the field saturates at a compression  $\xi_{\text{sat}} = \phi_{\text{sat}}^6 \xi_{\text{eq}, i}$ . For  $\phi_{\text{sat}} = 0.7$ , corresponding to the subsonic turbulence (e.g., Federrath et al. 2011a) relevant for the formation of the first stars (Abel et al. 2002; Greif et al. 2012), this gives  $\xi_{\text{sat}} = 480 / (2\phi_t)^3$ .

### 3.5 The Magnetic Field vs Gravity

How does the force associated with the magnetic field compare with that due to gravity? The magnetic critical mass is the mass for which the gravitational and magnetic forces

balance. There are two forms for the critical mass,  $M_\Phi \simeq \Phi / (2\pi G^{1/2})$ , where  $\Phi = \pi r^2 B_{\text{rms}}$  is the magnetic flux based on the rms field in the cloud, and

$$M_B = \frac{M_\Phi^3}{M^2} = \frac{9}{128\pi^2 G^{3/2}} \left( \frac{B_{\text{rms}}^2}{\rho^{4/3}} \right)^{3/2}, \quad (71)$$

where  $M(r)$  is the gas mass inside  $r$  (e.g., McKee & Ostriker 2007). The force of gravity exceeds that due to magnetic fields for  $M > M_\Phi$  or  $M > M_B$ , so a necessary condition for gravitational collapse is that these inequalities be satisfied (note that  $M_\Phi = M_B$  for  $M = M_\Phi$ , so that this is actually a single condition).

As the baryons collapse, they form a core with a power-law density profile,  $\rho \propto r^{-k_\rho}$  with  $k_\rho \simeq 2.2$ . For example, a fit to the results of Greif et al. (2012) and Stacy et al (in preparation) give  $k_\rho \simeq 2.3$  and 2.16, respectively, while the theoretical model of Tan & McKee (2004) has  $k_\rho = 20/9 \simeq 2.22$ . The fraction of the mass with a density greater than  $\rho$  is then

$$M(> \rho) / M_0 = M(> \xi) / M_0 = \xi^{-(3-k_\rho)/k_\rho}, \quad (72)$$

where  $M_0$  is the total mass of gas in minihalo; for  $k_\rho = 2.2$ , this is  $M(> \xi) / M_0 = \xi^{-0.36}$ . The field is at its equipartition value for the inner 5% of the core for  $\phi_t = \frac{1}{2}$  since  $M(> \xi_{\text{eq}}) / M_0 = 0.05(2\phi_t)^{1.08}$ . As an example, for a minihalo of mass  $3 \times 10^5 M_\odot$ , we have  $M_0 = 4 \times 10^4 M_\odot$ , so that the central  $2000 M_\odot$  has an equipartition field. If the field saturates at a value other than the equipartition value, then the mass of gas with a saturated field would be  $2000 \phi_{\text{sat}}^{-2.16} M_\odot$ , which is  $4300 M_\odot$  for  $\phi_{\text{sat}} = 0.7$ .

We have seen that most of the amplification of the field in the nonlinear stage is due to compression, so that  $B_{\text{rms}}$  scales approximately as  $\rho^{2/3}$  prior to equipartition ( $\xi < \xi_{\text{eq}}$ ); it follows that  $M_B$  is approximately constant during this phase. Under the assumption that the turbulent velocity remains about constant, after equipartition we have  $B_{\text{rms}}^2 = 4\pi \rho v_t^2$  so that  $M_B \propto \rho^{-1/2}$ . To cover both cases, we note that equations (66) and (67) imply

$$B_{\text{rms}}^2 = \min \left[ \left( \frac{\xi}{\xi_{\text{eq}}} \right)^{\frac{1}{3}}, 1 \right] 4\pi \rho v_t^2 \quad (73)$$

for pre- and post-equipartition, respectively. From equation (71) we then find that magnetic fields limit the mass that can undergo gravitational collapse to be at least

$$M_B = \left[ \frac{3\chi(2\phi_t)^3}{16} \right]^{\frac{3}{2}} \left( \frac{\Omega_m}{\Omega_b} \right)^{\frac{1}{2}} \min \left[ 1, \left( \frac{\xi_{\text{eq}, i}}{\xi} \right)^{\frac{1}{2}} \right] M_m, \quad (74)$$

$$= 3470 (2\phi_t)^3 \min \left[ (2\phi_t)^{\frac{3}{2}}, \left( \frac{4100}{\xi} \right)^{\frac{1}{2}} \right] M_{m,6} M_\odot, \quad (75)$$

where we set  $\chi = 1/16$  and  $\Omega_m = 7.5\Omega_b$  in the second equation. Note that equation (74) applies to present-day GMCs for equipartition fields if  $\xi_{\text{eq}}$  is inserted from equation (67) and  $\Omega_m$  is set to  $\Omega_b$ . Since  $\phi_t = v_t / v_{\text{vir}}$ , the value of  $M_B$  is very sensitive to the turbulent velocity,  $v_t$ . Prior to equipartition (first term in the above equations),  $M_B$  is constant, but for  $\xi > \xi_{\text{eq}}$  (second term),  $M_B$  varies as  $\xi^{-1/2} \propto r^{k_\rho/2}$ . In order for gravity to overcome magnetic fields for masses much less than  $3500 M_\odot$ , high densities are required; for example, reducing  $M_B$  below  $100 M_\odot$  requires  $n_{\text{H}} \gtrsim 10^{6.5} \text{ cm}^{-3}$  for  $\phi_t \sim \frac{1}{2}$  and  $M_{m,6} \sim z_{25} \sim 1$ .

To compare with contemporary star formation, we recast these results in terms of the ratio of the gas mass inside  $r$  to the critical mass at that radius,

$$\mu_\Phi \equiv \frac{M(r)}{M_\Phi(r)} = \left[ \frac{M(r)}{M_B} \right]^{\frac{1}{3}}. \quad (76)$$

Equation (74) then implies that

$$\mu_\Phi = \frac{4\xi^{(k_p-2)/2k_p}}{(2\phi_t)\sqrt{3}} \left( \frac{\Omega_b}{\Omega_m} \right)^{\frac{1}{2}} \max \left[ \left( \frac{\xi_{\text{eq},i}}{\xi} \right)^{\frac{1}{6}}, 1 \right]. \quad (77)$$

Just as in the case of equation (74) for  $M_B$ , this result applies to GMCs for equipartition fields if  $\xi_{\text{eq}}$  is inserted from equation (67) and  $\Omega_m$  is set to  $\Omega_b$ . For the particular case  $k_p = 2.2$  and  $\phi_t = \frac{1}{2}$ , equation (77) becomes

$$\mu_\Phi = 1.23 \max \left[ \left( \frac{4100}{\xi} \right)^{0.12}, \left( \frac{\xi}{4100} \right)^{0.045} \right]. \quad (78)$$

Note that the density dependence of  $\mu_\Phi$  is weak: The entire minihalo ( $\xi = 1$ ) has  $\mu_\Phi = 3.4$ ; the minimum value,  $\mu_\Phi = 1.23$ , occurs at the point that the gas first reaches equipartition ( $\xi = 4100$ ); and  $\xi$  must exceed  $2 \times 10^{13}$  in order for  $\mu_\Phi$  to exceed 3.4. Over this entire density range,  $\mu_\Phi \simeq 2 \pm 0.2$  dex.

As noted above, the field might saturate at a value that differs from the equipartition value by a factor  $\phi_{\text{sat}}$ , and correspondingly,  $\mu_\Phi$  would differ from the values given in equations (77) and (78) by a factor  $1/\phi_{\text{sat}}$ . The Mach number in the simulations of Abel et al. (2002) is of order 1/3, which is subsonic, so that  $\phi_{\text{sat}} \sim 0.7$  (Haugen et al. 2004; Federrath et al. 2011a) and  $\mu_\Phi \sim 2/0.7 \sim 3$ ; the simulations of Greif et al. (2012) have Mach numbers  $\sim 1$ , which would give a somewhat larger value of  $\mu_\Phi$ .

The results we have obtained for the magnetic fields in a minihalo are quite comparable to those for the fields in contemporary star-forming regions. Equation (68) shows that the field is in equipartition with turbulent motions at densities  $\gtrsim 10^3 \text{ cm}^{-3}$ , comparable to the densities in molecular clumps today. As discussed above, equation (78) shows that the equipartition value of the mass-to-flux ratio is  $\mu_\Phi \sim 2$ , which is the value expected on theoretical grounds for Galactic GMCs (McKee 1989); at present, there is no direct measurement available for  $\mu_\Phi$  for GMCs. Star-forming clumps within GMCs have  $\mu_\Phi \simeq 2 - 3$  (Crutcher 2012; Li et al. 2015), which is also in good agreement with the predicted value in equation (78).

Krumholz & Federrath (2019) have recently reviewed the role of magnetic fields in contemporary star formation. For typical mass-to-flux ratios ( $\mu_\Phi \sim 2 - 3$ ), magnetic fields reduce the rate of star formation by a factor of a few. Magnetic fields have little direct effect on the peak of the IMF since radiative feedback is generally dominant. Magnetic fields reduce fragmentation, particularly in disks, which could suppress the formation of low-mass primordial stars that could survive until today. Reduced fragmentation also favors the production of massive stars. One of the main effects of magnetic fields is that if they are ordered, they produce outflows that reduce the typical stellar mass by a factor  $\sim 2 - 3$ . However, recent simulations show that no outflows are produced by turbulent magnetic fields (Gerard et al. 2019), so that effect should not be present in primordial star formation.

In sum, the kinematic dynamo is able to amplify the field from very small values ( $\sim 10^{-25} - 10^{-19}$  G) to moderate values  $\sim 10^{-8}$  G, with very little of the amplification due to compression. On the other hand, the nonlinear dynamo is much less efficient, providing an amplification of less than an order of magnitude in our example. The initial equipartition field  $\sim 10^{-4}$  G is attained with a compression somewhat less than  $10^4$ , and we anticipate that the field will remain in approximate equipartition as the collapse continues to higher densities. During this phase of the collapse, the mass supported by the field against gravity,  $M_B$ , declines as  $\xi^{-1/2}$  (equation 75) so that the mass-to-flux ratio in the core is nearly independent of density (equation 78). The equipartition field, as characterized by the ratio of the turbulent velocity to the virial velocity,  $\phi_t = v_t/v_{\text{vir}} \sim \frac{1}{2}$ , results in a normalized mass-to-flux ratio,  $\mu_\Phi$ , somewhat above unity. We estimate  $\mu_\Phi \sim 3$  for subsonic turbulence, comparable to that in contemporary star-forming regions. As a result magnetic fields could play a role in the formation of the first stars.

#### 4 THEORY OF SIMULATIONS

One of the principal difficulties in simulating astrophysical fluids is that the physical viscosity is generally orders of magnitude smaller than the numerical viscosity, so that the actual Reynolds number is orders of magnitude larger than that in the simulation. For dynamos in mini-halos, the physical viscosity is set by collisions in neutral hydrogen and is  $\nu \sim 10^{20} \text{ cm}^2 \text{ s}^{-1}$  for  $T_3 \sim 1$  and  $n_{\text{H}} \sim 1 \text{ cm}^{-3}$  (Appendix A), whereas the numerical viscosity in SPH or grid-based codes is of order  $10^{23} \text{ cm}^2 \text{ s}^{-1}$  for the same physical conditions and for resolutions corresponding to about 64 cells per Jeans length. As a result, the characteristic growth rate in the kinematic stage of the dynamo,  $\sim \Gamma_\nu \propto \nu^{-1/2}$  (equation 6), is smaller by a factor  $\sim 10^{1.5}$ . A corollary of this is that the time at which the dynamo enters the nonlinear stage,  $t_{\text{nl}} \propto \Gamma_\nu^{-1}$  (equation 42), is larger by about the same factor. Thus, whereas the actual mini-halo dynamo enters the nonlinear stage prior to significant compression, simulated mini-halo dynamos do so only after significant compression. We must therefore use the results for a dynamo in a time-dependent background given in Section 2.5.

Another important difference between the simulations considered here and reality is that we assume that the simulations are based on ideal MHD, so that the resistivity is numerical. As a result, the resistivity in the simulations is independent of  $B$ , whereas in the weakly ionized plasma that forms the first stars it is dominated by ambipolar diffusion and varies as  $B^2$ ; the effect of this approximation is less significant than the large discrepancy between the simulated and actual viscosities, however.

The theoretically predicted evolution of the magnetic field shown in Fig. 1 is dramatically different from that in the simulations of Turk et al. (2012) and Stacy et al (in preparation), principally due to the difference between the actual viscosity and that in the simulations. As noted by Sur et al. (2010) and Turk et al. (2012), the growth rate of the dynamo increases with the Reynolds number and therefore with resolution. (This follows directly from the growth rate of the kinematic dynamo  $\Gamma \sim \Gamma_\nu$ , (equation 6), and the fact

that  $\Gamma_\nu \propto Re^{1/2}$  (eqs. 3 and 4.) Here we seek to predict the outcome of a simulation of the evolution of the magnetic field in the formation of the first stars so that we can understand how it relates to the theoretical expectation described in the previous section and portrayed in Fig. 3.

#### 4.1 SPH Simulations of Mini-halo Dynamos

We now estimate the outcome of an SPH simulation of a mini-halo dynamo. The numerical viscosity for SPH is

$$\nu_{\text{sph}} = 1.50 \times 10^{23} \left( \frac{h_f m_{\text{sph}}^{1/3} T_3^{1/2}}{n_{\text{H}}^{1/3}} \right) \text{ cm}^2 \text{ s}^{-1}, \quad (79)$$

(equation C20), where  $h_f$  normalizes the SPH smoothing length (equation C16) and  $m'_{\text{sph}} = m_{\text{sph}}/(1M_\odot)$  is the normalized SPH particle mass. For example, Price (2012b) adopted  $h_f = 1.2$ , whereas Stacy et al (in preparation) adopted  $h_f = 3.63$ ; Price (2012b) did not need to adopt a value for  $m_{\text{sph}}$ , but Stacy et al (in preparation) adopted  $m_{\text{sph}} \simeq 0.03 M_\odot$  in the high resolution portion of their run, corresponding to  $h_f m'_{\text{sph}} = 1.13$ ; their simulation had about  $3 \times 10^7$  particles representing the gas. As noted above, we expect the kinematic stage to extend well into the gravitational collapse of the star forming in the mini-halo, and as a result the effective outer scale of the turbulence is the Jeans length (Federrath et al. 2011b),  $\lambda_J = 386(T_3/n_{\text{H}})^{1/2}$  pc. The Reynolds number in the simulation of a gravitationally collapsing cloud is then

$$Re = \frac{\lambda_J v_t}{\nu_{\text{sph}}} = 800 \left( \frac{v_{t,5}}{h_f m_{\text{sph}}^{1/3} n_{\text{H}}^{1/6}} \right). \quad (80)$$

In order for a dynamo to operate, the magnetic Reynolds number,  $R_m = P_m Re$ , must exceed a critical value,  $R_{m,\text{cr}}$ , as discussed in Section 2.2. We adopt the result of Haugen et al. (2004),  $R_{m,\text{cr}} \simeq 220 P_m^{-1/2}$  for  $0.1 \lesssim P_m \lesssim 3$ , so that

$$\frac{R_m}{R_{m,\text{cr}}} = 3.6 \left( \frac{P_m^{3/2} v_{t,5}}{h_f m_{\text{sph}}^{1/3} n_{\text{H}}^{1/6}} \right). \quad (81)$$

The maximum density for the operation of the dynamo is determined by setting this ratio equal to unity,

$$n_{\text{H},\text{max}} = 2.18 \times 10^3 \left( \frac{P_m^{3/2} v_{t,5}}{h_f m_s^{1/3}} \right)^6 \text{ cm}^{-3}. \quad (82)$$

In Appendix C3, we estimate that the magnetic Prandtl number for grid-based codes is  $P_m \simeq 1.4$ , and we adopt the same value for SPH codes. Then, for a typical turbulent velocity of  $2 \text{ km s}^{-1}$  (Greif et al. 2011), we find that the dynamo can operate only below a density of  $n_{\text{H},\text{max}} \simeq 3 \times 10^6 / (h_f m_{\text{sph}}^{1/3})^6 \text{ cm}^{-3}$ . This is in the upper range of the densities in the SPH simulation of Stacy et al (in preparation), which has  $h_f m_{\text{sph}}^{1/3} \simeq 1$ .

In the kinematic phase of a simulated dynamo, the dynamo amplification factor is

$$\mathcal{A}_{\text{kin}} = \exp \left( \frac{3}{8} \int_{t_0}^t \Gamma_\nu dt' \right) \quad (83)$$

from equations (39) and (49). Here we have taken  $k_p \ell_\nu \simeq 1$  in equation (39) since it lies between 1 and  $P_m^{1/2} \simeq 1$  (see

the middle panel of Fig. 1). Since our focus is on dynamos in gravitationally collapsing clouds, we consider the case in which the growth rate varies as a power of the density,  $\Gamma_\nu = \Gamma_{\nu 0} \xi^{q_\Gamma}$ , where  $\xi = \rho/\rho_0$  is the compression ratio and, in general,  $x \propto \xi^{q_x}$ . Recall that  $\Gamma_\nu = (\epsilon/\nu)^{1/2}$  (equation 3) and  $\epsilon = v_t^3/L$ , so that if the outer scale of the turbulence is set by the Jeans length, then we have

$$q_\Gamma = \frac{1}{2}(q_\epsilon - q_\nu) = \frac{1}{2} \left( 3q_\nu - \frac{1}{2}q_T + \frac{1}{2} - q_\nu \right). \quad (84)$$

Simulations (e.g., Greif et al. 2011) show that whereas there is some variation of  $v_t$  and  $T$  in the collapse, it is not systematic, so we shall generally treat them as constant and set  $q_\nu = q_T = 0$ . It follows that for SPH,  $q_\nu = -\frac{1}{3}$  (equation 79), so that  $q_\epsilon = \frac{1}{2}$  and  $q_\Gamma = \frac{5}{12}$ .

In Appendix B we discuss the gravitational collapse of gas embedded in stationary dark matter. We consider the idealized case in which both the gas and the dark matter initially have spatially constant densities so that the density of the gas remains spatially constant when it undergoes free-fall collapse. We assume that the infall velocity is a factor  $\phi_{\text{ff}}$  below the free-fall value so that the collapse time is  $\phi_{\text{ff}}$  times greater, where  $t_{\text{ff},0} = (3\pi/32G\rho_0)^{1/2}$  is the initial free-fall time in the absence of dark matter. The integral that appears in the dynamo amplification factor can be expressed as

$$\int_{t_0}^t \Gamma_\nu dt' = \Gamma_{\nu 0} \phi_{\text{ff}} t_{\text{ff},0} I_{q_\Gamma}(1, \xi) \quad (85)$$

in terms of the integral  $I_q$  evaluated in Appendix B; here the density dependence of  $\Gamma_\nu$  is given by  $\Gamma_\nu \propto \xi^{q_\Gamma}$ . Since the outer scale of the turbulence in a collapsing cloud is the Jeans length (Federrath et al. 2011b), it follows that the factor  $\epsilon$  that enters  $\Gamma_\nu$  is

$$\epsilon = \frac{v_t^3}{\lambda_J} = 8.40 \times 10^{-7} v_{t,5}^3 \left( \frac{n_{\text{H}}}{T_3} \right)^{1/2} \text{ cm}^2 \text{ s}^{-3}. \quad (86)$$

For the SPH viscosity given in equation (C20), we then have

$$\Gamma_{\nu 0} t_{\text{ff},0} = 3.33 \left( \frac{v_{t,5}^{3/2}}{h_f^{1/2} m_{\text{sph}}^{1/6} T_3^{1/2} n_{\text{H},0}^{1/2 - q_\Gamma}} \right), \quad (87)$$

so that

$$\mathcal{A}_{\text{kin}} = \exp \left[ 1.25 \left( \frac{\phi_{\text{ff}} v_{t,5}^{3/2}}{h_f^{1/2} m_{\text{sph}}^{1/6} T_3^{1/2} n_{\text{H},0}^{1/2 - q_\Gamma}} \right) I_{q_\Gamma}(1, \xi) \right] \quad (88)$$

from equations (83) and (85).

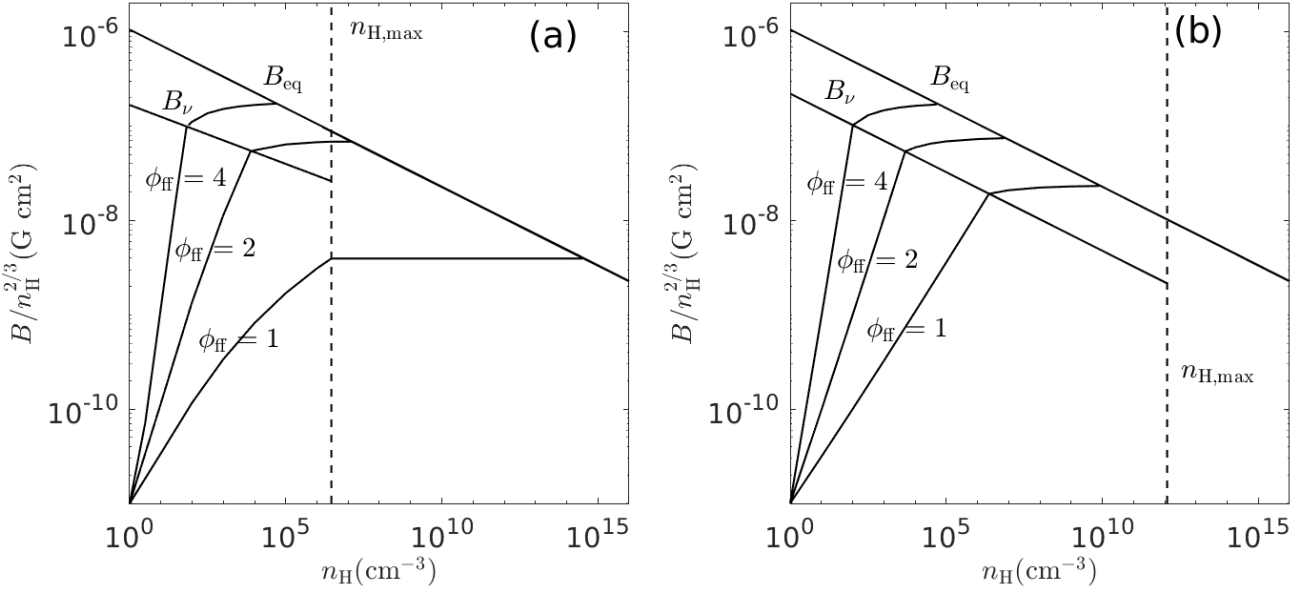
The growth of the field in a contracting medium is often characterized by the logarithmic derivative,  $d \ln B / d \ln \rho$ . For the kinematic stage of the dynamo, the field is  $B = B_0(\rho/\rho_0)^{2/3} \mathcal{A}_{\text{kin}}$  (equation 48). Since  $\mathcal{A}_{\text{kin}}$  is given by equation (83), we have

$$\frac{d \ln B}{d \ln \rho} = \frac{2}{3} + \frac{d \ln \mathcal{A}_{\text{kin}}}{dt} \left( \frac{dt}{d \ln \rho} \right), \quad (89)$$

$$= \frac{2}{3} + \frac{3}{8} \Gamma_\nu \left( \frac{r}{3|v|} \right), \quad (90)$$

where in the last step we used  $\rho \propto r^{-3}$ . Late in the collapse ( $r \ll r_0$ ,  $\xi^{1/3} \gg 1$ ), the velocity is  $|v| \simeq v_g(r_0/r)^{1/2} = v_g \xi^{1/6}$





**Figure 4.** The expected value of  $B/n_{\text{H}}^{2/3}$  for SPH (a) and grid-based (b) simulations of the gravitational collapse of a turbulent gas in a dark matter minihalo. Illustrated are cases in which the collapse occurs at the free-fall rate ( $\phi_{\text{ff}} = 1$ ), half that rate ( $\phi_{\text{ff}} = 2$ ), and a quarter of that rate ( $\phi_{\text{ff}} = 4$ ). The equipartition field,  $B_{\text{eq}} = (4\pi\rho v_t^2)^{1/2}$  and the field at which nonlinear effects become important at the viscous scale,  $B_{\nu} = (4\pi\rho v_{\nu}^2)^{1/2}$ , both normalized by  $n_{\text{H}}^{2/3}$ , are also plotted. The initial field and density are  $B_0 = 10^{-11}$  G and  $n_{\text{H},0} = 1 \text{ cm}^{-3}$ , and we adopt  $T = 10^3$  K and  $v_t = 2 \text{ km s}^{-1}$ . The magnetic Prandtl number for simulations is taken to be  $P_m = 1.4$  (Appendix C). In reality (Fig. 3), the magnetic field begins at a value well below the minimum in this figure, intersects the nonlinear curve ( $B_{\nu}$ ) at  $n_{\text{H}} \simeq 1 \text{ cm}^{-3}$ , and then bends over to become nearly horizontal before intersecting the equipartition line ( $B_{\text{eq}}$ ). (a) The SPH simulation is assumed to have  $h_f m_s^{1/3} = 1$  (see Appendix C2). For  $\phi_{\text{ff}} = 1$ , the kinematic dynamo amplifies the field until the magnetic Reynolds number drops to the critical value below which the dynamo ceases, which occurs at a density  $n_{\text{H}, \text{max}}$ . For  $\phi_{\text{ff}} = 2$  or 4, the field becomes nonlinear on the viscous scale ( $B = B_{\nu}$ ). In any case, the nonlinear dynamo does not have much time to operate, so the field then grows primarily by compression in the nonlinear stage until it reaches equipartition with the turbulence. Subsequently, the field remains in approximate equipartition. (b) As in the SPH case, the nonlinear dynamo does not have much time to operate, so the growth of the field in this stage is primarily by compression. The maximum density at which the dynamo can operate based on the condition  $R_m < R_{m, \text{cr}}$  is  $n_{\text{H}, \text{max}} = 1.2 \times 10^{12} \text{ cm}^{-3}$  for the resolution of the AMR simulation of Stacy et al (in preparation).

with  $v_g \sim r_0/t_{\text{ff},0}$  (see Eqs. B8 and B9), so that

$$\frac{d \ln B}{d \ln \rho} = \frac{2}{3} + \frac{1}{4\pi} \phi_{\text{ff}} \Gamma_{\nu 0} t_{\text{ff},0} \xi^{q_{\Gamma} - \frac{1}{2}}, \quad (91)$$

$$= \frac{2}{3} + 0.26 \left( \frac{\phi_{\text{ff}} v_{t,5}^{3/2}}{h_f^{1/2} m_{\text{sph}}^{1/6} T_3^{1/2} n_{\text{H},0}^{1/12}} \right) \xi^{q_{\Gamma} - \frac{1}{2}}. \quad (92)$$

So long as  $q_{\Gamma} < \frac{1}{2}$ , the variation of  $B$  with  $\rho$  in the kinematic stage approaches  $B \propto \rho^{2/3}$  at high densities—i.e., it is compression, not the dynamo, that amplifies the field then. As we shall see below, the slope is driven to  $2/3$  when the dynamo leaves the kinematic stage.

As an example, consider the case in which  $v_t$  and  $T$  do not have a systematic variation during the collapse (i.e.,  $q_v = q_T = 0$ ). As noted above equation (84), it follows that  $q_{\Gamma} = 5/12$ , so that equation (B17) gives

$$I_{5/12}(1, \xi) \simeq 2.43(1 - 1.05\xi^{-1/12}) \quad (\xi^{1/3} \gg 1), \quad (93)$$

where we have evaluated  $I_{5/12}(1, \infty)$  numerically. For  $v_{t,5} \sim 2$ ,  $n_{\text{H},0} \sim 1 \text{ cm}^{-3}$ , and  $T_3 \sim 1$ , we then find

$$\mathcal{A}_{\text{kin}} \simeq \exp \left[ \frac{8.6\phi_{\text{ff}}}{h_f^{1/2} m_{\text{sph}}^{1/6}} \left( 1 - 1.05\xi^{-1/12} \right) \right] \quad (\xi^{1/3} \gg 1). \quad (94)$$

The quantity  $B/n_{\text{H}}^{2/3}$ , which is just  $B_0 \mathcal{A}_{\text{kin}}$  in the kinematic stage, is plotted in Fig. 4a for three values of  $\phi_{\text{ff}}$ , providing a graphic demonstration of the exponential sensitivity of the simulated dynamo to the input parameters. Note that for a kinematic dynamo, an increase in resolution at a fixed value of  $\xi$  (which is numerically the same as  $n_{\text{H}}$  in Fig. 4 since  $n_{\text{H},0} = 1 \text{ cm}^{-3}$  there) is equivalent to an increase in  $\phi_{\text{ff}}$ ; for example, increasing the linear resolution by a factor 2 corresponds to reducing  $m_{\text{sph}}$  by a factor 8 and increasing  $\phi_{\text{ff}}$  by  $\sqrt{2}$ .

First, consider the case in which  $\phi_{\text{ff}} = 1$ , so that the collapse occurs at the free-fall rate. This is sufficiently rapid that the dynamo cannot reach the nonlinear stage before dynamo action is terminated because the density reaches  $n_{\text{H}, \text{max}}$  and  $R_m$  drops below the critical value. In this example, and for  $h_f m_s^{1/3} \simeq 1$ , equation (94) gives an amplification factor for the kinematic dynamo of  $\mathcal{A}_{\text{kin}}(\xi_{\text{max}}) \sim 10^{2.6}$ , where  $\xi_{\text{max}} = n_{\text{H}, \text{max}}/n_{\text{H},0} \simeq 3 \times 10^6$ . The growth of the field by compression ( $\xi_{\text{max}}^{2/3} \simeq 10^{4.3}$ ) is much greater than the growth due to the dynamo ( $\sim 10^{2.6}$ ). The slope of  $B(\rho)$  approaches  $\frac{2}{3}$  in the kinematic stage, and is then driven to  $\frac{2}{3}$  when the kinematic stage terminates. For  $n_{\text{H}} > n_{\text{H}, \text{max}}$  the field grows by compression until it reaches equipartition. As shown in Fig. 4a, which is based on the assumption that

the initial field is  $B_0 = 10^{-11}$  G, this occurs at a density  $\sim 10^{15}$  cm $^{-3}$ , corresponding to  $M/M_0 \sim 4 \times 10^{-6}$  for a power-law density profile with  $k_\rho = 2.2$  (equation 72). For a minihalo with a gas mass of  $4 \times 10^4 M_\odot$ , the mass that reaches equipartition is very small,  $\sim 0.2 M_\odot$ . Thus, in this case, the magnetic field has a negligible effect throughout most of the core, at least up to the time that the protostar begins to form. If the initial field were less than  $10^{-11}$  G, the magnetic field would be even less important.

Next consider the case  $\phi_{\text{ff}} = 2$ , in which the collapse occurs at half the free-fall rate so that the dynamo has more time to act. In this case, the field grows to  $B_\nu$  before the density reaches  $n_{\text{H,max}}$ . At this point the Alfvén velocity  $v_A$  equals the velocity of the viscous scale eddies,  $v_\nu = (\epsilon\nu)^{1/4}$  (equation 3), so that

$$B_\nu = (4\pi\rho)^{1/2} v_\nu = 1.00 \times 10^{-7} \left( h_f m_s' \right)^{1/4} v_{t,5}^{3/4} n_{\text{H}}^{13/24} \text{ G}, \quad (95)$$

which is plotted in Fig. 4a. Since  $v_A = v_{A0} \mathcal{A}_{\text{kin}} \xi^{1/6}$  up to the point that  $B$  reaches  $B_\nu$  (equation 48), the compression required for the field to reach  $B_\nu$  is

$$\xi_\nu = \left( \frac{v_\nu}{v_{A0} \mathcal{A}_{\text{kin}}} \right)^6 = \left( \frac{v_{\nu 0}}{v_{A0} \mathcal{A}_{\text{kin}}} \right)^{12/[2-3(q_\epsilon+q_\nu)]} \quad (96)$$

where we used  $v_\nu = v_{\nu 0} \xi^{(q_\epsilon+q_\nu)/4}$  in the second expression. The exponential dependence on the uncertain parameters in  $\mathcal{A}_{\text{kin}}$  that describe the collapse (see equation 94) means that  $\xi_\nu$  is essentially unpredictable for simulations with a numerical viscosity several orders of magnitude larger than the actual one, as is generally the case. By contrast,  $\xi_\nu$  is well determined in Nature: the small viscosity means that the exponent in the expression for  $\mathcal{A}_{\text{kin}}$  (equation 88) is large enough to make  $\xi_\nu \simeq 1$  (Section 3). For the hypothetical simulation with  $\phi_{\text{ff}} = 2$  shown in Fig. 4a, the field reaches  $B_\nu$  at  $\xi_\nu \simeq 10^4$  with  $\mathcal{A}_{\text{kin}} \simeq 10^{3.7}$ , so that the dynamo amplification is an order of magnitude greater than that due to compression. On the other hand, for  $\phi_{\text{ff}} = 4$  the field reaches  $B_\nu$  at  $\xi_\nu \simeq 80$ , and the dynamo amplification  $\mathcal{A}_{\text{kin}} \simeq 10^4$  is almost 3 orders of magnitude greater than the factor  $\simeq 20$  due to compression.

After reaching  $B_\nu$ , the dynamo enters the nonlinear stage. The nonlinear amplification factor is given by (eqs. 51 and B17)

$$\begin{aligned} \mathcal{A}_{\text{nl}}^2 &= 1 + 2\chi\phi_{\text{ff}}\Gamma_{\nu 0} t_{\text{ff},0} \xi_\nu^{\frac{1}{3}-\frac{1}{2}(q_\epsilon+q_\nu)} I_{q_\epsilon-\frac{1}{3}}(\xi_\nu, \xi), \quad (97) \\ &\simeq 1 + \frac{0.088}{\frac{5}{6}-q_\epsilon} \left( \frac{\phi_{\text{ff}} v_{t,5}^{3/2}}{h_f^{1/2} m_{\text{sph}}^{1/6} T_3^{-1/2} n_0^{1/12}} \right) \xi_\nu^{q_\Gamma-\frac{1}{2}} \\ &\quad \times \left[ 1 - \left( \frac{\xi_\nu}{\xi} \right)^{\frac{5}{6}-q_\epsilon} \right] \quad (\xi_\nu^{1/3} \gg 1), \quad (98) \end{aligned}$$

where we used equation (84) for  $q_\Gamma$  and equation (96) for  $\xi_\nu$ . This equation applies only for  $\xi < \xi_{\text{max}}$  since the dynamo cannot operate at higher densities. In the absence of systematic variations in  $T$  or  $v_t$ , we have  $q_\epsilon = \frac{1}{2}$  and  $q_\Gamma = \frac{5}{12}$ , so  $\mathcal{A}_{\text{nl}}$  is typically  $\sim 1$ . For example, the case portrayed in Fig. 4 has  $\mathcal{A}_{\text{nl}}^2 \simeq 1 + 0.75\phi_{\text{ff}}\xi_\nu^{-1/12}$  for  $(\xi_\nu/\xi)^{1/3} \ll 1$ . As a result, the nonlinear amplification of the field is primarily due to compression of the field. The fact that  $\mathcal{A}_{\text{nl}}$  is smaller for simulations than for the physical case is expected since  $\mathcal{A}_{\text{nl}} \propto Re^{1/4}$  (see below equation 52) and  $Re$  is much smaller for simulations.

The dynamo reaches equipartition at  $\xi_{\text{eq}}$ . However, just as in the case of  $\xi_\nu$ , the uncertainty in  $\mathcal{A}_{\text{kin}}$  means that we cannot predict the equipartition density or field in a simulation with any certainty. In equipartition, we have  $v_A = v_t$ , so that

$$\xi_{\text{eq}} = \left( \frac{v_t}{v_{A0} \mathcal{A}_{\text{eq}}} \right)^6, \quad (99)$$

where  $\mathcal{A}_{\text{eq}} = \mathcal{A}_{\text{kin}} \mathcal{A}_{\text{nl}}(t_{\text{eq}})$  is the amplification factor at the time that the field reaches equipartition. In Fig. 4a, we know all the parameters. For  $\phi_{\text{ff}} = 2$ , for example, the field reaches equipartition at  $n_{\text{H}} \simeq 1.2 \times 10^7$  cm $^{-3}$ , when  $B \simeq 4 \times 10^{-3}$  G. Keep in mind that these values are based on the assumption that  $B_0 = 10^{-11}$  G; if the initial field were weaker, it would reach equipartition at a higher density with a correspondingly higher value of the field strength. The field then remains in equipartition and grows as  $n_{\text{H}}^{1/2}$ . As discussed in Section 3.5, equipartition fields with  $\phi_t \sim \frac{1}{2}$  result in mass-to-flux ratios  $\mu_\Phi \sim 2-3$ , which is small enough that magnetic fields can significantly affect star formation. Note that the full effect of this low mass-to-flux ratio is felt only in the central  $3 \times 10^{-3}$  of the core for  $\xi_{\text{eq}} \sim 10^7$  (equation 72), or about  $100 M_\odot$  for a minihalo with a gas mass of  $4 \times 10^4 M_\odot$ . If the field saturates at a value  $\phi_{\text{sat}}$  less than the equipartition value (equation 70), then it would saturate at a density  $\phi_{\text{sat}}^6$  less than that in equation (99), corresponding to a mass  $\phi_{\text{sat}}^{-2.16}$  times greater; for  $\phi_{\text{sat}} = 0.7$  (Federrath et al. 2011a), this is about a factor 2.

We conclude that SPH simulations can follow a significant growth of the field in a gravitational collapse due to the action of a small-scale dynamo, but the mass in which the field reaches equipartition is small compared to the correct value and it is difficult to predict the final field in advance. The results presented here will be compared with SPH simulations in Paper II.

## 4.2 Grid-based Simulations of Mini-halo Dynamos

Grid-based simulations of mini-halo dynamos are quite similar to SPH simulations, except that the numerical viscosity is somewhat different (Appendix C). Since the kinematic stage extends well into the gravitational collapse due to the large value of the viscosity, the outer scale of the turbulence is the Jeans length, as for the SPH case. The Reynolds number is then given by  $Re = 512/(64J_{\text{max}})^{4/3}$  (equation C13), where  $J_{\text{max}}$  is the maximum value of the ratio of the grid size to the Jeans length allowed in the adaptive mesh simulation. The ratio of the magnetic Reynolds number to the critical value,  $R_{m,\text{cr}} = 220/P_m^{1/2}$  (see the comment above equation 81), is then

$$\frac{R_m}{R_{m,\text{cr}}} = 2.33 P_m^{3/2} \left( \frac{1/64}{J_{\text{max}}} \right)^{4/3} \quad (100)$$

with the aid of Equation (C13). As discussed in Appendix C, this implies that the dynamo can operate ( $R_m > R_{m,\text{cr}}$ ) for  $\lambda_J/\Delta x > 16-32$ , as found by Federrath et al. (2011b), provided  $P_m$  is in the range 1-2. More precisely, the dynamo can operate provided

$$J_{\text{max}} < 0.03 P_m^{9/8}, \quad (101)$$

which is  $1/23$  for our adopted value  $P_m = 1.4$ . For a given grid size,  $\Delta x$ , the maximum density is the Truelove-Jeans

density,  $\rho_{\text{TJ}} = \pi J_{\text{max}}^2 c_s^2 / (G \Delta x^2)$  (equation C10). Equation (101) then sets the maximum density for a dynamo to operate in a grid-based simulation,

$$n_{\text{H, max}} = 1.23 \times 10^{11} \left( \frac{P_m^{9/4} T_3}{\Delta x_{14}^2} \right) \text{ cm}^{-3}, \quad (102)$$

where  $\Delta x_{14} = \Delta x / (10^{14} \text{ cm})$ . The highest resolution in the grid-based simulation of Stacy et al. (in preparation) is  $\Delta x = 0.47 \times 10^{14} \text{ cm}$ . This gives  $n_{\text{H, max}} = 1.2 \times 10^{12} \text{ cm}^{-3}$ , slightly less than the maximum density in their simulation. The fact that  $n_{\text{H, max}}$  is much larger in the grid-based simulation than in the SPH simulation of Stacy et al (in preparation) was by design: the grid-based simulation was a zoom-in on the cosmological SPH simulation.

The dynamo amplification factor in the kinematic stage is given by equation (83). Using the grid-based viscosity from equation (C14), which has  $\nu_g \propto v_t (T/n_{\text{H}})^{1/2}$ , we have  $\Gamma_\nu \propto \mathcal{M} n_{\text{H}}^{1/2}$  so that

$$\Gamma_\nu t_{\text{ff},0} = 6.93 \left( \frac{1/64}{J_{\text{max}}} \right)^{2/3} \mathcal{M} \xi^{1/2}, \quad (103)$$

where  $\mathcal{M} = v_t / c_s$  is the turbulent Mach number. In terms of  $\langle \mathcal{M} \rangle$ , the weighted average value of the Mach number over the range of compression ratios from 1 to  $\xi$ , equations (83) and (47) then imply

$$\mathcal{A}_{\text{kin}} = \exp \left[ 2.60 \phi_{\text{ff}} \left( \frac{1/64}{J_{\text{max}}} \right)^{2/3} \langle \mathcal{M} \rangle I_{1/2}(1, \xi) \right], \quad (104)$$

where  $I_{1/2} \simeq (2/3\pi) \ln \xi$  (equation B19). As in the case of SPH, the value of  $\mathcal{A}_{\text{kin}}$  is very sensitive to the input parameters: Fig. 4b shows the significant differences resulting from a factor 2 difference in  $\phi_{\text{ff}}$ . Just as in the case with SPH simulations, grid-based simulations of gravitational collapse can follow large amplifications of the field provided the resolution is high ( $J_{\text{max}} \lesssim 1/64$ ), but the amplification cannot be predicted in advance with any accuracy. For the kinematic stage of the dynamo, an increase in resolution at a fixed value of  $\xi$  is equivalent to an increase in  $\phi_{\text{ff}}$  in determining the magnitude of the kinematic amplification: doubling the linear resolution (reducing  $J_{\text{max}}$  by a factor 2) is equivalent to increasing  $\phi_{\text{ff}}$  by a factor  $2^{2/3}$ . The effects of an increase in resolution on a kinematic dynamo can thus be inferred from Fig. 4.

The logarithmic slope of  $B(\rho)$  is given by equation (91). For grid-based simulations, we have  $q_\Gamma = \frac{1}{2} + q_{\mathcal{M}}$  from equation (103), so that

$$\frac{d \ln B}{d \ln \rho} = \frac{2}{3} + 0.55 \phi_{\text{ff}} \mathcal{M}_0 \left( \frac{1/64}{J_{\text{max}}} \right)^{2/3} \xi^{q_{\mathcal{M}}}. \quad (105)$$

Note that the slope grows without bound as the resolution increases—i.e., as  $J_{\text{max}}$  and  $\nu_g \propto J_{\text{max}}^{4/3}$  decrease. Indeed, as discussed in Section 3, a viscosity as small as the actual viscosity allows the kinematic dynamo to amplify the field by many orders of magnitude before the density changes significantly.

The dynamo leaves the kinematic stage of evolution when the field reaches the value

$$B_\nu = (4\pi\rho)^{1/2} v_\nu = 1.11 \times 10^{-7} \left( \frac{J_{\text{max}}}{1/64} \right)^{1/3} v_{t,5} n_{\text{H}}^{1/2} \text{ G}, \quad (106)$$

which is plotted in Fig. 4b. The discussion of the values of

$\xi_\nu$  and  $\xi_{\text{eq}}$ , which mark the onset of the nonlinear stage and reaching equipartition, respectively, is similar to that in the previous section for the  $\phi_{\text{ff}} = 2, 4$  cases in SPH (for which  $n_{\text{H, max}}$  plays no role): The exponential uncertainty in  $\mathcal{A}_{\text{kin}}$  implies that these quantities are essentially indeterminate in advance. Of course, if one specifies the uncertain parameters, one can describe the kinematic dynamo accurately. For  $\langle \mathcal{M} \rangle = 1$  and  $v_{t,5} = 2$ , one can show with the aid of equation (104) that  $\mathcal{A}_{\text{kin}}(\xi_\nu)$  ranges from  $10^{3.3}$  for  $\phi_{\text{ff}} = 1$  to  $10^4$  for  $\phi_{\text{ff}} = 4$ . The values of  $\xi_\nu$  are  $2.4 \times 10^6$  and 100, respectively, so compression dominates dynamo amplification by an order of magnitude in the first case, but is relatively minor in the second.

We now consider the nonlinear evolution of the dynamo in a grid-based simulation. From the discussion above equation (103), we have  $q_\Gamma = q_{\mathcal{M}} + \frac{1}{2}$ ; simulations (e.g., Greif et al. 2012, Stacy et al in preparation) show that the Mach number is approximately constant over a large range of densities in the collapse so that  $q_{\mathcal{M}} \sim 0$ . The nonlinear amplification factor (equation 97) then becomes

$$\mathcal{A}_{\text{nl}}^2 \simeq 1 + \frac{0.18 \phi_{\text{ff}} \mathcal{M}_0}{\frac{5}{6} - q_\epsilon} \left( \frac{1/64}{J_{\text{max}}} \right)^{2/3} \xi_\nu^{q_{\mathcal{M}}} \times \left[ 1 - \left( \frac{\xi_\nu}{\xi} \right)^{\frac{5}{6} - q_\epsilon} \right] \quad (\xi_\nu^{1/3} \gg 1). \quad (107)$$

The exponent  $q_\epsilon \simeq \frac{1}{2}$  if there is no systematic variation of velocity or temperature in the collapse ( $q_v \simeq q_T \simeq 0$ ; see equation 84). For grid-based codes, nonlinear dynamo amplification is small (as it is for SPH codes) provided the Mach number does not increase with compression ( $q_{\mathcal{M}} \lesssim 0$ ). For the case shown in Fig. 4b ( $\mathcal{M}_0 = 1$ ,  $q_\epsilon = \frac{1}{2}$ ,  $q_{\mathcal{M}} = 0$ , and  $J_{\text{max}} = 1/64$ ), the amplification factor for the energy is  $\mathcal{A}_{\text{nl}}^2 = 1 + 0.55 \phi_{\text{ff}}$ . Equation (99) then implies that the field reaches equipartition at  $\xi_{\text{eq}} \simeq (8 \times 10^9, 7 \times 10^6, 5 \times 10^4)$  for  $\phi_{\text{ff}} = (1, 2, 4)$ , respectively. If the field saturates at a value  $\phi_{\text{sat}} = 0.7$  times smaller than the equipartition field (Federrath et al. 2011a), then these values are reduced by a factor 8.5. For a density power law  $k_\rho = 2.2$ , the field is saturated in the central  $(11, 140, 800) M_\odot$ , respectively.

#### 4.2.1 Comparison with Federrath et al. (2011b)

As noted above, uncertainties in the parameters prevent an accurate prediction of the amplification of the field in the kinematic stage of the dynamo. However, once the simulation has been done, it is possible to compare our theoretical estimates with the results of the simulation. Here we compare with the simulation of a kinematic dynamo in a gravitationally collapsing cloud by Federrath et al. (2011b). Their simulations covered the range  $J_{\text{max}} = 1/8$  to  $1/128$ , and they found dynamo action for  $J_{\text{max}} = 1/32$  but not for  $1/16$ . They presented their results in terms of the time normalized by the free-fall time,  $d\tau_F = dt/t_{\text{ff}}$ , so that (Eq B13)

$$\tau_F = \frac{1}{t_{\text{ff},0}} \int_{t_0}^t \xi^{1/2} dt = \phi_{\text{ff}} I_{1/2}(1, \xi). \quad (108)$$

(Note that their simulations did not include dark matter, so  $I_{1/2} \simeq (2/3\pi) \ln(64\xi)$  for  $\xi^{1/3} \gg 1$ .) Federrath et al. (2011b) show that their results at late times imply  $B/\rho^{2/3} \propto \mathcal{A}_{\text{kin}}$

varies as  $\exp(\Omega\tau_F)$ . We find

$$\Omega = 2.60 \left( \frac{1/64}{J_{\max}} \right)^{2/3} \langle \mathcal{M} \rangle \quad (109)$$

from equation (104). Over the normalized time interval from  $\tau_F = 8$  to  $\tau_F = 12$ , the Mach number in the inner part of their simulation increases by a factor 2 and has a typical value  $\mathcal{M} \simeq 0.5$ . We therefore predict  $\Omega \simeq 1.3[(1/64)/J_{\max}]^{2/3}$ .

How does this compare with their results? First of all, they find that  $\mathcal{A}_{\text{kin}} \propto \exp(\Omega\tau_F)$  at late times, with  $\Omega = \text{const}$  in a given simulation; we predict that  $\Omega \propto \langle \mathcal{M} \rangle$ , which is nearly constant (their numerical results imply  $\langle \mathcal{M} \rangle \simeq (\mathcal{M}_0 \mathcal{M})^{0.5} \propto \xi^{0.05}$  approximately). The values they found,  $\Omega = 0.4$  at  $J_{\max} = 1/64$  and  $0.5$  at  $J_{\max} = 1/128$ , are somewhat less than the values we predict. In agreement with their theoretical analysis, we predict that  $\Omega \propto Re^{1/2}$  (eqs. 109 and C13), but as they point out, this does not agree with their numerical results, which are close to  $\Omega \propto Re^{0.3}$  for constant  $P_m$ . We note that our result follows from having the growth rate vary as  $\nu^{-1/2}$  (Section 2) and having the numerical viscosity for grid-based codes vary as  $\Delta x^{4/3}$  (Appendix C), both of which appear reasonable. It is possible that the actual scaling of  $\Omega$  with  $J_{\max}$  (or, equivalently,  $Re$ ) appears only at higher resolution.

## 5 CONCLUSIONS

Magnetic fields affect the fragmentation of gravitationally collapsing gas, and that in turn affects the IMF. This is particularly important for the first stars since it determines the nucleosynthesis that results when the stars explode as supernovae and whether Pop III stars can form with low enough masses that they survive today. As discussed in the Introduction, a great deal of work has been done on the origin of primordial magnetic fields. In the absence of any observational data, their role in the formation of the first stars must come through theory and simulation. The aim of this paper has been to make a theoretical estimate of the magnitude of the field in regions where the first stars formed and to then compare that with the results that are expected from simulations, given that the numerical viscosity and resistivity are orders of magnitude larger than the actual values. In a companion paper (Stacy et al in preparation), we describe the results of a simulation of the formation of the first stars that includes magnetic fields.

As discussed in the Introduction, it has been realized for some time that small-scale dynamos can produce dynamically important magnetic fields in regions of Pop III star formation. Dynamos require seed fields, and a great deal of effort has gone into determining possible mechanisms for generating such fields. Mechanisms that might have occurred in the early universe, such as those due to inflation or to phase transitions, are very uncertain. The one mechanism that depends only on known physics is the Biermann battery (Biermann 1950; Biermann & Schlüter 1951), which can produce fields  $\sim 10^{-24.5}$  G throughout the IGM after recombination (Naoz & Narayan 2013) and  $\sim 10^{-19}$  G in newly formed galaxies (Biermann & Schlüter 1951). Such fields must be amplified by small-scale dynamos in a turbulent medium to become dynamically or observationally sig-

nificant. Observations of  $\gamma$ -rays from blazars set a lower limit of  $10^{-17}$  G on intergalactic magnetic fields with a correlation length exceeding 1 Mpc, with larger values for smaller correlation lengths (Neronov & Vovk 2010; Taylor et al. 2011), although this result has recently been called into question (Broderick et al. 2018; Alves Batista et al. 2019).

The overall conclusion of our analysis is that a small-scale dynamo can amplify primordial fields created by the Biermann battery mechanism to the point that the dynamo enters the nonlinear stage and that subsequent compression brings the field into approximate equipartition with the turbulent motions in the collapsing gas cloud. However, because the numerical viscosity is typically orders of magnitude greater than the actual value, the field in a simulation becomes dynamically significant in a much smaller mass than in reality. We now separately summarize our results for the fields expected theoretically and those expected in numerical simulations.

(1) *The Biermann battery* generates weak magnetic fields ( $\sim 10^{-4}\omega$ , where  $\omega = \nabla \times \mathbf{v}$  is the vorticity) due to forces that produce unequal accelerations of the electrons and ions and have a curl, such as non-parallel pressure and density gradients. We confirmed the statement by Kulsrud et al. (1997) that dissipative processes in shocks do not significantly affect the operation of the Biermann battery. Standard estimates for the Biermann field are based on the vorticity produced by curved shocks on galactic scales and give values  $\sim 10^{-19}$  G (Biermann & Schlüter 1951; Pudritz & Silk 1989), and we find a similar value for cosmic minihalos. We show that the subsequent turbulent cascade gives fields on the viscous scale in cosmic minihalos ( $\sim 0.01$  pc) of order  $10^{-16}$  G.

(2) *The small-scale dynamo*. We summarized some of the key results on small-scale dynamos, which begin by amplifying fields on the viscous scale (or resistive scale, if that is larger). Extensive theoretical work and simulations have shown that turbulence can amplify weak magnetic fields until they reach approximate equipartition (provided the magnetic Reynolds number,  $R_m = Lv_L/\eta$ , is large enough—see equation 25). For magnetic Prandtl numbers exceeding unity ( $P_m = \nu/\eta > 1$ , where  $\nu$  is the viscosity and  $\eta$  is the resistivity), the largest fields are on subviscous scales until equipartition is reached on the viscous scale; we label that field  $B_\nu$ . Subsequently, both the magnitude and the scale of the field grow as it reaches equipartition with larger and larger eddies. In the post-recombination universe, ambipolar diffusion provides the dominant resistivity for fields  $B \gtrsim 10^{-13}n_{\text{H}}$  G (Appendix A). We followed the treatment of Xu & Lazarian (2016) in treating non-ideal effects on the dynamo, summarizing their results on the complex behavior of the dynamo in two figures, one for the case of Ohmic resistivity (Fig. 1) and one for resistivity due to ambipolar diffusion (Fig. 2). The field grows exponentially in the kinematic phase of the dynamo ( $B < B_\nu$ ) and as  $t^{1/2}$  in the nonlinear phase ( $B > B_\nu$ ) provided  $P_m(B_\nu)$  is not too small. The values of the parameters describing dynamos in minihalos are summarized in Table 1.

(3) *Dynamos in a time-dependent medium*. The magnetic Reynolds number in a typical cosmic minihalo is large (see Table 1), so flux freezing is a good approximation for the effects of compression. We determine the growth of the field in a time-dependent medium due both to compression,

$B \propto \rho^{2/3}$ , and to the dynamo. Because the growth rate of the field in the nonlinear stage of the dynamo is much less than that of the kinematic dynamo, compression generally dominates dynamo amplification of the field in the nonlinear stage. On the other hand, dynamo amplification is relatively more important for the specific magnetic energy,  $\mathcal{E}_B = B^2/8\pi\rho$ , and as a result the nonlinear dynamo generally amplifies the magnetic field energy to the point that it is within an order of magnitude of equipartition in a gravitational collapse, even in the absence of compression.

(4) *Gravitational collapse.* In a CDM universe, the first stars form via the gravitational collapse of gas in a cosmic minihalo. In Appendix B we first develop an approximation for the free-fall collapse of a constant density sphere; our analytic expression for  $r(t)$  is complementary to the approximation for  $t(r)$  obtained by Girichidis et al. (2014). We then idealize the contraction of the baryons in the minihalo as a free-fall collapse of uniform density sphere of gas in a static dark-matter halo of constant density and show that the dark matter accelerates the collapse by slightly more than a factor 2.

(5) *Theoretically predicted magnetic field in the formation of the first stars.* The evolution of a dynamo in a collapsing minihalo depends on a large number of parameters: the initial density,  $n_{\text{H},0}$ , the turbulent velocity,  $v_t$  (which we parametrize in terms of the virial velocity,  $v_t = \phi_t v_{\text{vir}}$ ), the temperature,  $T$ , the mass of the collapsing cloud,  $M_0$ , the rate of collapse (parametrized by  $\phi_{\text{ff}}$ ), and the rate at which these quantities vary with density (denoted by  $q_x$  for quantity  $x$ ). (The initial value of the field,  $B_0$ , enters only logarithmically, and is important only if it is many orders of magnitude less than our estimate of  $\sim 10^{-16}$  G.) Choosing values of these parameters that are consistent with simulations (e.g., those of Greif et al. 2012), we find that the time for the field to grow from its initial amplitude  $\sim 10^{-16}$  G to equipartition at the viscous scale,  $B_\nu \sim 10^{-8}$  G, is less than the virial time in the minihalo; hence, the exponential growth of the field occurs at approximately constant gas density. This rapid growth of the field is consistent with that found in previous work (e.g., Schleicher et al. 2010; Schober et al. 2012b). The subsequent nonlinear dynamo amplification is sufficient to bring the field energy to within about an order of magnitude of equipartition; nonetheless, the overall amplification of the field is generally dominated by compression. We estimate that the field first reaches equipartition with turbulent velocities of order  $2 \text{ km s}^{-1}$  (taken from simulations) at a value  $\sim 10^{-4}$  G; the field subsequently grows as  $n_{\text{H}}^{1/2}$ . The field reaches equipartition with the central 5% of the mass of the gas. Our conclusion that the field reaches equipartition in a minihalo at  $z \sim 25$  differs from that of Xu & Lazarian (2016), who found that equipartition was not reached until a time of about  $6 \times 10^8$  yr (the age of the universe at  $z \simeq 8$ ) since they did not consider the increase in density that occurs in star formation.

(6) *Magnetic effects on the first stars.* The ratio of the mass-to-flux ratio to the critical value,  $\mu_\Phi$ , is predicted to be about 2-3. Magnetic fields in contemporary star formation regions are also in approximate equipartition and have similar values of  $\mu_\Phi$  (Crutcher 2012), so magnetic fields could play an important role in the formation of the first stars. The fields in regions of first-star formation were produced in a turbulent small-scale dynamo and lack large scale order,

in contrast to those in regions of contemporary star formation, and as a result protostellar outflows are unlikely from the first stars.

We then discussed the possible outcome of simulations of the growth of magnetic fields in the formation of a primordial star in a minihalo, using either an SPH or a grid-based ideal MHD code. The viscosity and resistivity in the simulations are assumed to be purely numerical.

(1) *Numerical viscosity and resistivity.* We developed a method of estimating the numerical viscosity,  $\nu$ , that is in agreement with the estimate of Benzi et al. (2008) for grid-based codes and of Bauer & Springel (2012) for SPH codes. The value of the numerical viscosity in current simulations is typically more than 1000 times greater than the actual viscosity in weakly ionized primordial gas. We estimate that the magnetic Prandtl number is  $P_m = \nu/\eta \sim 1.4$  for grid-based codes based on the results of Federrath et al. (2011b); we adopt the same value for SPH codes.

(2) *Suppression of the dynamo by numerical resistivity.* Dynamos cannot operate if the magnetic Reynolds number,  $R_m$ , is too small. We determined the maximum density,  $n_{\text{H,max}}$ , at which dynamos can operate for both SPH and grid-based AMR codes under the assumption that the length scale in the Reynolds number is set by the Jeans length (eqs. 82 and 102). Low values of  $n_{\text{H,max}}$  lead to high values of the density at which the field reaches equipartition and therefore small fractions of the collapsing mass in which the field is dynamically significant.

(3) *Predicted magnetic fields in simulations of gravitational collapsing gas.* The large value of the numerical viscosity for a resolution of 64 cells per Jeans length ( $J = 1/64$ ), a typical value in current simulations, implies that the growth rate of the kinematic dynamo is  $\lesssim 1/30$  of the physically correct value. As a result the growth of the field by compression is predicted to exceed that due to the dynamo if the collapse occurs at the free-fall rate ( $\phi_{\text{ff}} \simeq 1$ ). After the dynamo enters the nonlinear stage, dynamo amplification is predicted to be relatively less important compared to compression in simulations than in reality. As noted above, the evolution of the dynamo depends on a number of parameters; in simulations, the resolution is an additional important parameter. The total amplification in the kinematic stage of the dynamo is exponentially dependent on these parameters, so the growth of the field in a simulation is difficult to predict in advance. Examples of the predicted outcomes of simulations of the growth of magnetic fields in a gravitationally collapsing cloud are given in Fig. 4. Increasing the resolution of the simulation increases the mass fraction in which the field can reach equipartition.

## ACKNOWLEDGEMENTS

We thank Siyao Xu for extensive discussions on her work and for comments on drafts of this paper. We thank Robi Banerjee, Eric Blackman, Christoph Federrath, Robert Fisher, Alex Lazarian, Alex Schekochihin, Zack Slepian and Volker Springel for helpful comments and Andrew Cunningham for sharing data analysis routines with us. We also thank the referee, whose recommendations significantly improved the paper. This research was supported in part by the NSF

though grant AST-1211729 and by NASA through ATP grants NNX13AB84G and NNX17AK39G.

## DATA AVAILABILITY STATEMENT

No new data were generated or analysed in support of this research.

## REFERENCES

- Abel T., Bryan G. L., Norman M. L., 2002, *Sci*, **295**, 93
- Alvarez M. A., Bromm V., Shapiro P. R., 2006, *ApJ*, **639**, 621
- Alves Batista R., Saveliev A., de Gouveia Dal Pino E. M., 2019, *MNRAS*, **489**, 3836
- Balbus S. A., 1993, *ApJ*, **413**, L137
- Banerjee R., Jedamzik K., 2004, *Phys Rev. D*, **70**, 123003
- Barkana R., Loeb A., 2001, *Phys. Rep.*, **349**, 125
- Batchelor G. K., 1950, *Proceedings of the Royal Society of London Series A*, **201**, 405
- Bauer A., Springel V., 2012, *MNRAS*, **423**, 2558
- Beck R., Brandenburg A., Moss D., Shukurov A., Sokoloff D., 1996, *ARA&A*, **34**, 155
- Benzi R., Biferale L., Fisher R. T., Kadanoff L. P., Lamb D. Q., Toschi F., 2008, *Physical Review Letters*, **100**, 234503
- Beresnyak A., 2012, *Phys. Rev. Lett.*, **108**, 035002
- Biermann L., 1950, *Zeitschrift Naturforschung Teil A*, **5**, 65
- Biermann L., Schlüter A., 1951, *Physical Review*, **82**, 863
- Brandenburg A., 2014, *ApJ*, **791**, 12
- Brandenburg A., Zweibel E. G., 1994, *ApJ*, **427**, L91
- Broderick A. E., Tiede P., Chang P., Lamberts A., Pfrommer C., Puchwein E., Shalaby M., Werhahn M., 2018, *ApJ*, **868**, 87
- Bromm V., 2013, *Reports on Progress in Physics*, **76**, 112901
- Bromm V., Loeb A., 2004, *New Astron.*, **9**, 353
- Bromm V., Coppi P. S., Larson R. B., 2002, *ApJ*, **564**, 23
- Chen K.-J., Whalen D. J., Wollenberg K. M. J., Glover S. C. O., Klessen R. S., 2017, *ApJ*, **844**, 111
- Cho J., Vishniac E. T., Beresnyak A., Lazarian A., Ryu D., 2009, *ApJ*, **693**, 1449
- Clark P. C., Glover S. C. O., Klessen R. S., 2008, *ApJ*, **672**, 757
- Clark P. C., Glover S. C. O., Klessen R. S., Bromm V., 2011, *ApJ*, **727**, 110
- Crutcher R. M., 2012, *ARA&A*, **50**, 29
- Davies G., Widrow L. M., 2000, *ApJ*, **540**, 755
- Draine B. T., 1980, *ApJ*, **241**, 1021
- Draine B. T., Roberge W. G., Dalgarno A., 1983, *ApJ*, **264**, 485
- Durrer R., Neronov A., 2013, *A&A Rev*, **21**, 62
- Federrath C., Roman-Duval J., Klessen R. S., Schmidt W., Mac Low M.-M., 2010, *A&A*, **512**, A81
- Federrath C., Chabrier G., Schober J., Banerjee R., Klessen R. S., Schleicher D. R. G., 2011a, *Physical Review Letters*, **107**, 114504
- Federrath C., Sur S., Schleicher D. R. G., Banerjee R., Klessen R. S., 2011b, *ApJ*, **731**, 62
- Federrath C., Schober J., Bovino S., Schleicher D. R. G., 2014, *ApJ*, **797**, L19
- Fields B. D., Olive K. A., Yeh T.-H., Young C., 2019, arXiv e-prints, p. [arXiv:1912.01132](https://arxiv.org/abs/1912.01132)
- Gardner J. P., Mather J. C., Clampin M., Doyon R., Greenhouse M. A., Hammel H. B., Hutchings J. B. e. a., 2006, *Space Science Rev.*, **123**, 485
- Gerrard I. A., Federrath C., Kuruwita R., 2019, *MNRAS*, **485**, 5532
- Girichidis P., Konstandin L., Whitworth A. P., Klessen R. S., 2014, *ApJ*, **781**, 91
- Glassgold A. E., Krstić P. S., Schultz D. R., 2005, *ApJ*, **621**, 808
- Gray W. J., McKee C. F., Klein R. I., 2018, *MNRAS*, **473**, 2124
- Greif T. H., White S. D. M., Klessen R. S., Springel V., 2011, *ApJ*, **736**, 147
- Greif T. H., Bromm V., Clark P. C., Glover S. C. O., Smith R. J., Klessen R. S., Yoshida N., Springel V., 2012, *MNRAS*, **424**, 399
- Haiman Z., Thoul A. A., Loeb A., 1996, *ApJ*, **464**, 523
- Harrison E. R., 1969, *Nature*, **224**, 1089
- Harrison E. R., 1970, *MNRAS*, **147**, 279
- Haugen N. E., Brandenburg A., Dobler W., 2004, *Phys. Rev. E*, **70**, 016308
- Johnson J. L., Greif T. H., Bromm V., 2007, *ApJ*, **665**, 85
- Karlsson T., Bromm V., Bland-Hawthorn J., 2013, *Rev. Mod. Phys.*, **85**, 809
- Kazantsev A. P., 1968, *JETP*, **26**, 1031
- Kitayama T., Yoshida N., Susa H., Umemura M., 2004, *ApJ*, **613**, 631
- Koh D., Wise J. H., 2016, *MNRAS*, **462**, 81
- Krumholz M. R., Federrath C., 2019, *Frontiers in Astronomy and Space Sciences*, **6**, 7
- Kulsrud R. M., 2005, *Plasma physics for astrophysics*. Wiley, New York
- Kulsrud R. M., Anderson S. W., 1992, *ApJ*, **396**, 606
- Kulsrud R. M., Zweibel E. G., 2008, *Reports on Progress in Physics*, **71**, 046901
- Kulsrud R. M., Cen R., Ostriker J. P., Ryu D., 1997, *ApJ*, **480**, 481
- Lazarian A., Eyink G. L., Vishniac E. T., Kowal G., 2015, in Lazarian A., de Gouveia Dal Pino E. M., Melioli C., eds, *Astrophysics and Space Science Library Vol. 407, Magnetic Fields in Diffuse Media*. p. 311 ([arXiv:1407.6356](https://arxiv.org/abs/1407.6356)), [doi:10.1007/978-3-662-44625-6\\_12](https://doi.org/10.1007/978-3-662-44625-6_12)
- Lecoanet D., et al., 2016, *MNRAS*, **455**, 4274
- Lesaffre P., Balbus S. A., 2007, *MNRAS*, **381**, 319
- Li P. S., Martin D. F., Klein R. I., McKee C. F., 2012, *ApJ*, **745**, 139
- Li P. S., McKee C. F., Klein R. I., 2015, *MNRAS*, **452**, 2500
- Machida M. N., Doi K., 2013, *MNRAS*, **435**, 3283
- Machida M. N., Omukai K., Matsumoto T., Inutsuka S.-i., 2006, *ApJ*, **647**, L1
- Madau P., Ferrara A., Rees M. J., 2001, *ApJ*, **555**, 92
- McKee C. F., 1989, *ApJ*, **345**, 782
- McKee C. F., Ostriker E. C., 2007, *ARA&A*, **45**, 565
- Mocz P., Burkhart B., Hernquist L., McKee C. F., Springel V., 2017, *ApJ*, **838**, 40
- Moffatt H. K., 1961, *Journal of Fluid Mechanics*, **11**, 625
- Naoz S., Narayan R., 2013, *Physical Review Letters*, **111**, 051303
- Neronov A., Vovk I., 2010, *Science*, **328**, 73
- Peters T., Schleicher D. R. G., Smith R. J., Schmidt W., Klessen R. S., 2014, *MNRAS*, **442**, 3112
- Pinto C., Galli D., 2008, *A&A*, **484**, 17
- Pinto C., Galli D., Bacciotti F., 2008, *A&A*, **484**, 1
- Pope S. B., 2000, *Turbulent Flows*. Cambridge, UK: Cambridge University Press
- Price D. J., 2012a, *Journal of Computational Physics*, **231**, 759
- Price D. J., 2012b, *MNRAS*, **420**, L33
- Pudritz R. E., Silk J., 1989, *ApJ*, **342**, 650
- Schekochihin A. A., Cowley S. C., Hammett G. W., Maron J. L., McWilliams J. C., 2002a, *New Journal of Physics*, **4**, 84
- Schekochihin A. A., Boldyrev S. A., Kulsrud R. M., 2002b, *ApJ*, **567**, 828
- Schleicher D. R. G., Banerjee R., Sur S., Arshakian T. G., Klessen R. S., Beck R., Spaans M., 2010, *A&A*, **522**, A115
- Schober J., Schleicher D., Federrath C., Klessen R., Banerjee R., 2012a, *Phys. Rev. E*, **85**, 026303
- Schober J., Schleicher D., Federrath C., Glover S., Klessen R. S., Banerjee R., 2012b, *ApJ*, **754**, 99

- Schober J., Schleicher D. R. G., Federrath C., Bovino S., Klessen R. S., 2015, *Phys. Rev. E*, **92**, 023010
- Schober J., Rogachevskii I., Brandenburg A., Boyarsky A., Fröhlich J., Ruchayskiy O., Kleeorin N., 2018, *ApJ*, **858**, 124
- Sharda P., Federrath C., Krumholz M. R., 2020, arXiv e-prints, p. arXiv:2002.11502
- Sokasian A., Yoshida N., Abel T., Hernquist L., Springel V., 2004, *MNRAS*, **350**, 47
- Spitzer L., 1968, *Diffuse matter in space*. Princeton University Press, Princeton
- Stacy A., Greif T. H., Bromm V., 2010, *MNRAS*, **403**, 45
- Stacy A., Greif T. H., Bromm V., 2012, *MNRAS*, **422**, 290
- Stacy A., Bromm V., Lee A. T., 2016, *MNRAS*, **462**, 1307
- Subramanian K., 2016, *Reports on Progress in Physics*, **79**, 076901
- Sur S., Schleicher D. R. G., Banerjee R., Federrath C., Klessen R. S., 2010, *ApJ*, **721**, L134
- Tan J. C., Blackman E. G., 2004, *ApJ*, **603**, 401
- Tan J. C., McKee C. F., 2004, *ApJ*, **603**, 383
- Taylor A. M., Vovk I., Neronov A., 2011, *A&A*, **529**, A144
- Tegmark M., Silk J., Rees M. J., Blanchard A., Abel T., Palla F., 1997, *ApJ*, **474**, 1
- Truelove J. K., Klein R. I., McKee C. F., Holliman II J. H., Howell L. H., Greenough J. A., 1997, *ApJ*, **489**, L179
- Turk M. J., Abel T., O’Shea B., 2009, *Sci*, **325**, 601
- Turk M. J., Oishi J. S., Abel T., Bryan G. L., 2012, *ApJ*, **745**, 154
- Turner M. S., Widrow L. M., 1988, *Phys. Rev. D*, **37**, 2743
- Tzeferacos P., et al., 2018, *Nature Communications*, **9**, 519
- Vranjes J., Krstic P. S., 2013, *A&A*, **554**, A22
- Wagstaff J. M., Banerjee R., Schleicher D., Sigl G., 2014, *Phys. Rev. D*, **89**, 103001
- Whalen D., Abel T., Norman M. L., 2004, *ApJ*, **610**, 14
- Xu S., Lazarian A., 2016, *ApJ*, **833**, 215
- Xu H., O’Shea B. W., Collins D. C., Norman M. L., Li H., Li S., 2008, *ApJ*, **688**, L57
- Xu S., Garain S. K., Balsara D. S., Lazarian A., 2019, *ApJ*, **872**, 62
- Yoshida N., Abel T., Hernquist L., Sugiyama N., 2003, *ApJ*, **592**, 645
- Yoshida N., Omukai K., Hernquist L., 2008, *Sci*, **321**, 669

## APPENDIX A: VISCOSITY AND RESISTIVITY OF PRIMORDIAL GAS

### A1 Viscosity

For a primordial gas with  $n_{\text{He}}/n_{\text{H}} \lesssim 0.1$ , the viscosity is very close to that of atomic hydrogen. A fit to the results of Vranjes & Krstic (2013) for the dynamic viscosity of atomic hydrogen based on the measured cross section for H-H scattering gives:

$$\eta_{\text{visc, HH}} = 1.14 \times 10^{-5} T_3^{0.84} \text{ kg s}^{-1} \text{ m}^{-1}. \quad (\text{A1})$$

They quote  $(3.95, 5.5, 8.6) \times 10^{-5} \text{ kg s}^{-1} \text{ m}^{-1}$  at  $T = (4400, 6560, 11150) \text{ K}$ , whereas the fit gives  $(3.96, 5.53, 8.64)$ , for excellent agreement. There are no data for  $T = 1000 \text{ K}$ , but the cross section for H-H scattering,  $\sigma_{\text{HH}}$ , continues to rise and  $\eta_{\text{visc, HH}} \propto 1/\sigma_{\text{HH}}$  continues to fall as the energy decreases, consistent with the behavior of equation (A1). In cgs units, the viscosity is 10 times larger. We adopt a helium abundance  $n_{\text{He}}/n_{\text{H}} = 1/12$ , a good approximation to the most recent value (1/12.20) from Big Bang nucleosynthesis combined with observations of the cosmic microwave background (Fields et al. 2019). The mass per

H nucleus is then  $\mu_{\text{H}} = 2.23 \times 10^{-24} \text{ g}$ , and the kinematic viscosity is

$$\nu \simeq \frac{\eta_{\text{visc, HH}}}{\rho} = \frac{\eta_{\text{visc, HH}}}{n_{\text{H}} \mu_{\text{H}}} = 5.11 \times 10^{19} \frac{T_3^{0.84}}{n_{\text{H}}} \text{ cm}^2 \text{ s}^{-1}. \quad (\text{A2})$$

### A2 Ambipolar Resistivity

The ambipolar resistivity (in the terminology of Pinto et al. 2008) is

$$\eta_{\text{AD}} = \frac{B^2}{4\pi\rho_i\nu_{in}} = \frac{B^2}{4\pi\rho_i\rho_n\gamma_{\text{AD}}}, \quad (\text{A3})$$

where  $\rho_i$  is the mass density of ions,  $\nu_{in}$  is the ion-neutral collision frequency, and the collisional drag coefficient,  $\gamma_{\text{AD}}$ , is defined through

$$\rho_i\nu_{in} = \rho_i\rho_n\gamma_{\text{AD}}. \quad (\text{A4})$$

The expression for  $\eta_{\text{AD}}$  follows from balancing the drag force,  $\rho_i\nu_{in}v_d$ , where  $v_d$  is the relative ion-neutral velocity, with the Lorentz force,  $B^2/4\pi\ell_B$ , where  $\ell_B$  is the length scale over which the field varies, and then setting  $\eta_{\text{AD}} \sim \ell_B v_d$  (for an actual derivation, see Brandenburg & Zweibel 1994 or Pinto et al. 2008). In our case, there is one dominant ion,  $\text{H}^+$ , and (prior to molecule formation) two dominant neutrals, H and He. For low ionization, H and He will have the same velocity, so that

$$\rho_i\nu_{in} = \sum_j n_i n_j \mu_{ij} \langle \sigma v \rangle_{ij} \quad (\text{A5})$$

(Glassgold et al. 2005), where the sum is over the neutrals and  $\mu_{ij}$  is the reduced mass. Because the  $\text{H}^+$ -He collision rate is only about 1/6 of the  $\text{H}^+$ -H collision rate (Pinto & Galli 2008) and the He abundance is low ( $x_{\text{He}} \equiv n_{\text{He}}/n_{\text{H}} = 1/12$ ),  $\text{H}^+$ -He collisions make a negligible contribution to the ion-neutral collision rate. Under the assumption that the ionization is very small, we then have

$$\nu_{in} = \frac{1}{2} n_{\text{H}} \langle \sigma v \rangle_{\text{HH}^+}. \quad (\text{A6})$$

The neutral density is  $\rho_n = (1 + 4x_{\text{He}})n_{\text{H}}m_{\text{H}}$ , so that

$$\gamma_{\text{AD}} = \frac{\nu_{in}}{\rho_n} = \frac{\langle \sigma v \rangle_{\text{HH}^+}}{2(1 + 4x_{\text{He}})m_{\text{H}}}. \quad (\text{A7})$$

In the text, we also need the neutral-ion collision frequency,  $\nu_{ni}$ , which satisfies  $\rho_n\nu_{ni} = \rho_i\nu_{in}$ , so that  $\nu_{ni} = \rho_i\gamma_{\text{AD}}$ . Glassgold et al. (2005) modified Draine (1980)’s determination of the rate coefficient for H- $\text{H}^+$  collisions, obtaining  $\langle \sigma v \rangle_{\text{HH}^+} = 2.13 \times 10^{-9} v_{\text{rms},5}^{0.75} \text{ cm}^3 \text{ s}^{-1}$  for  $v_{\text{rms}} > 1 \text{ km s}^{-1}$ , which leads to

$$\gamma_{\text{AD}} = 6.36 \times 10^{14} \left( \frac{v_{\text{rms},5}^{0.75}}{1 + 4x_{\text{He}}} \right) \text{ cm}^3 \text{ s}^{-1} \text{ g}^{-1}. \quad (\text{A8})$$

For  $x_{\text{He}} = 0.1$ , this agrees with the result of Glassgold et al. (2005); for  $x_{\text{He}} = 1/12$ , this gives  $\gamma_{\text{AD}} = 4.77 \times 10^{14} v_{\text{rms},5}^{0.75} \text{ cm}^3 \text{ s}^{-1} \text{ g}^{-1}$ .

To express  $\gamma_{\text{AD}}$  in terms of the temperature, we note that for two species,  $s$  and  $s'$ , with Maxwellian velocity distributions moving at a relative velocity  $v_d$ , we have

$$v_{\text{rms}} = \left( v_d^2 + \frac{8kT_{ss'}}{\pi\mu_{ss'}} \right)^{1/2}, \quad (\text{A9})$$

where

$$T_{ss'} = \frac{m_{s'}T_s + m_sT_{s'}}{m_s + m_{s'}} \rightarrow T, \quad (\text{A10})$$

$$\mu_{ss'} = \frac{m_s m_{s'}}{m_s + m_{s'}} \rightarrow \frac{1}{2} m_{\text{H}}, \quad (\text{A11})$$

(e.g., [Pinto & Galli 2008](#)) and where the simplified results apply to an H-H<sup>+</sup> plasma.<sup>3</sup> Expressing  $v_{\text{rms}}$  as

$$v_{\text{rms}} = \left( \frac{8kT_{ss'}}{\pi\mu_{ss'}} \right)^{1/2} \phi_d^{4/3}, \quad (\text{A12})$$

we have for H-H<sup>+</sup> collisions

$$v_{\text{rms}} = 6.48 \times 10^5 \phi_d^{4/3} T_3^{1/2} \text{ cm s}^{-1}, \quad (\text{A13})$$

$$\phi_d = \left[ 1 + \left( \frac{v_{d,5}}{6.48} \right)^2 \frac{1}{T_3} \right]^{0.375}, \quad (\text{A14})$$

$$\langle \sigma v \rangle_{\text{HH}^+} = 8.65 \times 10^{-9} \phi_d T_3^{0.375} \text{ cm}^3 \text{ s}^{-1}, \quad (\text{A15})$$

$$\gamma_{\text{AD}} = 1.94 \times 10^{15} \phi_d T_3^{0.375} \text{ cm}^3 \text{ s}^{-1} \text{ g}^{-1}, \quad (\text{A16})$$

$$\nu_{ni} = \rho_i \gamma_{\text{AD}}, \quad (\text{A17})$$

$$= 3.24 \times 10^{-13} \phi_d x_{i,-4} n_{\text{H}} T_3^{0.375} \text{ s}^{-1}, \quad (\text{A18})$$

where  $\phi_d$  is determined from equation (A9), the final two expressions are for  $x_{\text{He}} = 1/12$ , and  $x_{i,-4} = (n_i/n_{\text{H}})/10^{-4}$  is the normalized ionization fraction. Our result for  $\gamma_{\text{AD}}$  is larger than that of [Xu & Lazarian \(2016\)](#) since we used the value of  $\langle \sigma v \rangle$  given by [Glassgold et al. \(2005\)](#) instead of that by [Draine et al. \(1983\)](#); in addition, the value adopted by [Xu & Lazarian \(2016\)](#) appears to be for the case of molecular clouds, for which the dominant ions are heavy molecules such as HCO<sup>+</sup>.

Since the magnetic field and therefore the ambipolar resistivity,  $\eta_{\text{AD}} \propto B^2$ , vary by orders of magnitude, it is convenient to express  $\eta_{\text{AD}}$  in normalized form. Normalizing the Alfvén velocity with respect to the turbulent velocity on large scales,  $v_t$ , and the field relative to the equipartition value at the viscous scale,  $B_\nu$ , (equation 12), we have

$$\eta_{\text{AD}} = 3.08 \times 10^{22} \left( \frac{v_{t,5}^2}{\phi_d x_{i,-4} n_{\text{H}} T_3^{0.375}} \right) \frac{v_{\text{A}}^2}{v_t^2} \text{ cm}^2 \text{ s}^{-1}, \quad (\text{A19})$$

$$= 3.96 \times 10^{20} \left( \frac{T_3^{0.04} v_{t,5}^{3/2}}{\phi_d x_{i,-4} n_{\text{H}}^{3/2} r_{\text{pc}}^{1/2}} \right) \frac{B^2}{B_\nu^2} \text{ cm}^2 \text{ s}^{-1}. \quad (\text{A20})$$

Alternatively, in terms of  $\beta = 8\pi\rho c_s^2/B^2 = 2c_s^2/v_{\text{A}}^2$ , we have

$$\eta_{\text{AD}} = \frac{2c_s^2}{\beta\rho_i\gamma_{\text{AD}}} = 4.13 \times 10^{23} \left( \frac{T_3^{0.62}}{\phi_d x_{i,-4} n_{\text{H}}\beta} \right) \text{ cm}^2 \text{ s}^{-1}. \quad (\text{A21})$$

### A3 Ohmic Resistivity

As noted by previous authors (e.g., [Kulsrud & Anderson 1992](#)), the Ohmic resistivity is generally negligible compared to the AD resistivity unless the field is very weak: Since the drag due to ion-neutral collisions is much greater than that due to electron-neutral collisions, the Ohmic resistivity is

determined by electron-ion and electron-neutral interactions ([Pinto et al. 2008](#)),

$$\eta_{\text{O}} = \frac{c^2}{4\pi} \left( \frac{m_e}{e^2 n_e} \right) (\nu_{ei} + \nu_{en}), \quad (\text{A22})$$

where

$$\nu_{ss'} = \left( \frac{m_{s'}}{m_s + m_{s'}} \right) n_{s'} \langle \sigma v \rangle_{ss'} \quad (\text{A23})$$

is the collision rate for momentum transfer between particles of type  $s$  and those of type  $s'$ . (We follow [Pinto et al. 2008](#) in writing  $\eta_{\text{O}} = c^2/(4\pi\sigma_{\text{cond}})$  for the Ohmic resistivity, where  $\sigma_{\text{cond}}$  is the electrical conductivity.) [Pinto & Galli \(2008\)](#) give

$$\langle \sigma v \rangle_{e\text{H}^+} = \frac{2.30 \times 10^{-3}}{T_3^{3/2}} \left( \frac{\ln \Lambda}{20} \right) \text{ cm}^3 \text{ s}^{-1}, \quad (\text{A24})$$

$$\langle \sigma v \rangle_{e\text{H}} = 1.41 \times 10^{-7} T_3^{0.6} \exp(-0.43T_3^{1/2}) \text{ cm}^3 \text{ s}^{-1}, \quad (\text{A25})$$

where  $\ln \Lambda$  is the Coulomb logarithm and where we have assumed that the drift velocity of the electrons relative to the neutrals is much less than 100 km s<sup>-1</sup> in the second expression. As a result, we have

$$\eta_{\text{O}} = \left[ \frac{6.5 \times 10^8}{T_3^{3/2}} \left( \frac{\ln \Lambda}{20} \right) + \right. \quad (\text{A26})$$

$$\left. \frac{4.0 \times 10^8 T_3^{0.6}}{x_{i,-4}} \exp(-0.43T_3^{1/2}) \right] \text{ cm}^2 \text{ s}^{-1}, \quad (\text{A27})$$

which is negligible compared to  $\eta_{\text{AD}}$  for  $n_{\text{H}}\beta \ll 10^{15} \text{ cm}^{-3}$ . More specifically, ambipolar diffusion dominates electron-ion Ohmic resistivity and electron-neutral Ohmic resistivity for

$$B > 8.9 \times 10^{-14} \left[ \frac{x_{i,-4}\phi_d}{T_3^{1.12}} \left( \frac{\ln \Lambda}{20} \right) \right]^{1/2} n_{\text{H}} \text{ G}, \quad (\text{A28})$$

$$> 7.0 \times 10^{-14} \phi_d^{1/2} T_3^{0.49} \exp(-0.22T_3^{1/2}) n_{\text{H}} \text{ G}, \quad (\text{A29})$$

respectively. Hence, ambipolar diffusion is typically dominant for  $B \gtrsim 10^{-13} n_{\text{H}} \text{ G}$ .

## APPENDIX B: FREE-FALL COLLAPSE

Gravitational collapse is often described approximately by the collapse of a uniform, pressureless sphere of gas, which has the parametric solution ([Spitzer 1968](#))

$$r = r_0 \cos^2 \psi, \quad (\text{B1})$$

$$\psi + \frac{1}{2} \sin 2\psi = \frac{\pi}{2} \left( \frac{t}{t_{\text{ff},0}} \right), \quad (\text{B2})$$

where  $t_{\text{ff},0} = (3\pi/32G\rho_0)^{1/2} = 1.41 \times 10^{15} n_{\text{H},0}^{-1/2} \text{ s}$  is the initial free-fall time of the gas—i.e., the time at which a cloud beginning at rest with a radius  $r_0$  collapses to a singularity. In cosmology, this is the tophat solution. [Girichidis et al. \(2014\)](#) have shown that it is possible to obtain an accurate approximation for the time as a function of the radius for free-fall collapse; unfortunately, solving this relation for the radius as a function of time does not give an accurate result at late times. Instead, one can show that in a free-fall collapse, gas that is initially static at a radius  $r_0$  is at a radius

$$r = \phi_r r_0 (1 - \tau^2)^{2/3} \quad (\text{B3})$$

<sup>3</sup> Note that for  $v_d = 0$ ,  $v_{\text{rms}}$  is actually the mean particle velocity, not the rms velocity, but we follow the notation of [Pinto & Galli \(2008\)](#) here.



at a time  $t$ , where  $\tau \equiv t/t_{\text{ff},0}$ . The factor  $\phi_r \rightarrow 1$  for  $\tau \rightarrow 0$  and  $\phi_r \rightarrow (3\pi/8)^{2/3} = 1.115$  for  $\tau \rightarrow 1$ . The approximation  $\phi_r \simeq 1.05$  is accurate to within 6% for all  $\tau$  between 0 and 1. An approximation that is accurate to within 0.3% for all  $\tau$  in this range is

$$\phi_r \simeq \left[ 0.234 + 0.766 \left( 1 - \tau^{3/2} \right)^{2/3} \right]^{-0.075}. \quad (\text{B4})$$

The normalized density is

$$\xi \equiv \frac{\rho}{\rho_0} = \left( \frac{r_0}{r} \right)^3 = \frac{1}{\phi_r^3 (1 - \tau^2)^2}. \quad (\text{B5})$$

Taking  $\phi_r = (1, 1.05)$  gives an accuracy of (40%, 20%) for the density, respectively; taking  $1/\phi_r^3 = (8/3\pi)^2 = 0.72$  is accurate to 10% for  $\rho > 100\rho_0$ . The time is given by

$$\tau = \left[ 1 - \left( \frac{\rho_0}{\phi_r^3 \rho} \right)^{1/2} \right]^{1/2} \rightarrow 1 - \frac{4}{3\pi} \left( \frac{\rho_0}{\rho} \right)^{1/2}, \quad (\text{B6})$$

where the final step gives an accuracy for  $1 - \tau$  that is better than 10% for  $\rho > 100\rho_0$ .

In mini-halos, dark matter is initially dominant, so we generalize the treatment above to allow for this. In addition, we allow for the possibility that the collapse occurs at a rate  $\phi_{\text{ff}}$  less than free fall due to the fact that real collapses are not pressureless. The equation of motion for a shell of gas at radius  $r$  inside a collapsing cloud is then

$$\frac{dv}{dt} = -\frac{1}{\phi_{\text{ff}}^2} \left[ \frac{GM(r)}{r^2} + \frac{4\pi G \rho_d r}{3} \right], \quad (\text{B7})$$

where  $M(r)$  is the mass of gas inside  $r$  and the numerical factor  $\phi_{\text{ff}} \geq 1$  in the absence of external compression, since the gas pressure resists collapse. We assume that the density of dark matter,  $\rho_d$ , is spatially constant and remains constant in time; that is, we neglect the adiabatic compression of the dark matter, and we assume that the free-fall time is much less than the age of the universe. Note that inside the cloud, we have  $M(r) \propto r^3$ , so that  $dv/dt \propto r$  and the collapse of a constant-density sphere in a constant-density background is homologous, just as in the case with no dark matter. The solution of this equation is

$$v^2 = v_g^2 \left[ \frac{1}{y} - 1 + f_{db}(1 - y^2) \right], \quad (\text{B8})$$

where  $y \equiv r/r_0$ ,

$$v_g \equiv \frac{1}{\phi_{\text{ff}}} \left[ \frac{2GM(r_0)}{r_0} \right]^{1/2}, \quad (\text{B9})$$

and

$$f_{db} \equiv \frac{\Omega_d}{2\Omega_b}, \quad (\text{B10})$$

which is  $f_{db} = 3.25$  for the parameters adopted in the text. At late times in the collapse, when  $y \ll 1$ , we have

$$v^2 \simeq \frac{2GM(r)}{\phi_{\text{ff}}^2 r}, \quad (\text{B11})$$

since  $M(r) = M(r_0)$ . This relation can be used to determine the value of  $\phi_{\text{ff}}$  in a simulation.

Since the time for the gas to collapse to infinite density in the absence of dark matter is now  $\phi_{\text{ff}} t_{\text{ff},0}$ , we generalize the definition of  $\tau$  to

$$\tau = \frac{t}{\phi_{\text{ff}} t_{\text{ff},0}}. \quad (\text{B12})$$

Note that  $t_{\text{ff},0} = (3\pi/32G\rho_0)^{1/2}$  is the initial free fall time for the gas alone.

In the text we need the integral of  $\xi^q$  over time,

$$I_q(\xi_1, \xi_2) = \frac{1}{\phi_{\text{ff}} t_{\text{ff},0}} \int_{t_1}^{t_2} \xi^q dt = \int_{\tau_1}^{\tau_2} \xi^q d\tau, \quad (\text{B13})$$

$$= \frac{2}{3\pi} \int_{\xi_1}^{\xi_2} \frac{\xi^{q-\frac{3}{2}} d\xi}{\left( 1 - \frac{1}{\xi^{1/3}} \right)^{1/2} \left[ 1 + \frac{f_{db}}{\xi^{1/3}} \left( 1 + \frac{1}{\xi^{1/3}} \right) \right]^{1/2}}, \quad (\text{B14})$$

where we used  $dt = r_0 dy/v$ ,  $y = \xi^{-1/3}$  and  $r_0/v_g \phi_{\text{ff}} t_{\text{ff},0} = 2/\pi$ . This expression is exact; it is not based on the approximate result for  $r(t)$  given above. For  $q = 0$ , this gives

$$t(\xi) = \phi_{\text{ff}} t_{\text{ff},0} I_0(1, \xi) \quad (\text{B15})$$

and therefore  $t(r)$  since  $r = r_0 \xi^{-1/3}$ . Note that the effect of dark matter, which is parametrized by the factor  $f_{db}$ , becomes negligible at small radii (large  $\xi$ ). Note also that for large  $\xi$ ,  $I_q$  is proportional to  $\xi^{q-1/2}$ : the range of time integration scales as the free-fall time,  $t_{\text{ff}} \propto \xi^{-1/2}$ .

It is now possible to determine the collapse time of the gas in the presence of static dark matter,  $t_{\text{coll}}$ . For  $q < \frac{1}{2}$ , define  $I_{q,\infty} = I_q(1, \infty)$ . For  $q = 0$ , numerical evaluation of the integral in equation (B14) gives the collapse time based on the total amount of matter,  $t_{\text{coll}}$ :

$$I_{0,\infty} = \int_0^{t_{\text{coll}}} \frac{dt}{\phi_{\text{ff}} t_{\text{ff},0}} = \frac{t_{\text{coll}}}{\phi_{\text{ff}} t_{\text{ff},0}} = 0.46 \quad (\text{B16})$$

for  $f_{db} = 3.25$ . In the absence of dark matter, one can show that  $I_{0,\infty} = 1$  as it should: for  $f_{db} = 0$ , the collapse time is  $t_{\text{coll}} = \phi_{\text{ff}} t_{\text{ff},0}$ , as noted above.

We now consider the particular case in which the integration extends from the initial density ( $\xi_1 = 1$ ) to a large density ( $\xi_2 \gg 1$ ) for  $f_{db} = 3.25$ . For  $q < \frac{1}{2}$ , we have

$$I_q(1, \xi_2) \simeq I_{q,\infty} - \frac{2}{3\pi(\frac{1}{2}-q)} \xi_2^{-(\frac{1}{2}-q)} \quad (\xi_2^{1/3} \gg 1), \quad (\text{B17})$$

where  $I_{q,\infty}$  must be evaluated numerically. For example, for  $q = \frac{1}{2}$ ,  $I_{q,\infty} = 0.278$ ; for  $q = \frac{1}{6}$ ,  $I_{q,\infty} = 0.639$ ; and for  $q = \frac{5}{12}$ ,  $I_{q,\infty} = 2.43$ . The approximation

$$I_q(1, \infty) = I_{q,\infty} \simeq \frac{0.47}{(1-2q)^{0.87}} \quad (\text{B18})$$

is accurate to within 10% for the range  $-\frac{1}{2} < q < \frac{5}{12}$ . For  $q \geq \frac{1}{2}$ ,  $I_q(1, \xi)$  diverges at large  $\xi$ .

For  $q = \frac{1}{2}$ , an approximation for  $I_{1/2}(1, \xi_2)$  that is accurate to within about 1% is

$$\frac{2}{\pi} \ln \left\{ 1 + \frac{2 \left( \xi_2^{\frac{1}{3}} - 1 \right)^{\frac{1}{2}}}{1 + f'_{db}} \left[ \left( \xi_2^{\frac{1}{3}} + f'_{db} \right)^{\frac{1}{2}} + \left( \xi_2^{\frac{1}{3}} - 1 \right)^{\frac{1}{2}} \right] \right\} \quad (\text{B19})$$

with  $f'_{db} = f_{db} [2(1 + \xi_2^{-1/3})]^{1/2}$ . For  $\xi_2^{1/3} \gg 1$ ,  $I_{1/2} \rightarrow (2/3\pi) \ln \xi_2$ .

For  $q > \frac{1}{2}$ , we have

$$I_q(1, \xi_2) \simeq \frac{2}{3\pi(q-\frac{1}{2})} \left( \xi_2^{q-\frac{1}{2}} - 1 \right) \quad (\xi_2^{1/3} \gg 1). \quad (\text{B20})$$

Finally, in order to treat small-scale dynamos in collapsing gas clouds with no dark matter, one needs to know the

values of  $I_q$  in this case as well. For  $q = \frac{1}{2}$ , the value of  $I_q$  is given by equation (B19) with  $f_{ab} = 0$ ; for  $q > \frac{1}{2}$ , equation (B20) applies as is. For  $q < \frac{1}{2}$ , equation (B17) applies with

$$I_{q,\infty} = \frac{2}{3\sqrt{\pi(\frac{1}{2} - q)}} \frac{\Gamma(\frac{5}{2} - 3q)}{\Gamma(2 - 3q)}. \quad (\text{B21})$$

## APPENDIX C: NUMERICAL VISCOSITY AND RESISTIVITY

Here we estimate the numerical viscosity in both grid-based and SPH codes. We begin by presenting a method of determining the numerical viscosity for subsonic turbulence based on the fact that viscosity suppresses the  $k^{-5/3}$  energy spectrum of Kolmogorov turbulence by a factor (Pope 2000)

$$f(k\ell_\nu) \simeq \exp\left(-5.2 \left\{ [(k\ell_\nu)^4 + 0.4^4]^{1/4} - 0.4 \right\}\right), \quad (\text{C1})$$

where  $k$  is the wavenumber,  $\ell_\nu = (\nu^3/\epsilon)^{1/4}$  is the viscous scale (equation 3), and  $\epsilon = v_\ell^3/\ell$  is the constant energy flux in the turbulence. Pope (2000) showed that this is in good agreement with experimental data and Bauer & Springel (2012) have shown that it accurately describes the turbulent energy spectrum calculated with the AREPO code (with the exception of the bottleneck effect, which is absent from the result of Pope 2000), in both its fixed grid and moving mesh versions. Numerical viscosity is not exactly equivalent to a physical viscosity. One manifestation of this is that turbulence simulations without a physical viscosity show a larger bottleneck effect than those that solve the Navier-Stokes equations and resolve the dissipation range (V. Springel 2019, private communication). Another is that the effective Reynolds number in simulations of turbulent mixing is problem dependent (Lecoanet et al. 2016). Nonetheless, as shown by the excellent agreement Bauer & Springel (2012) found between their turbulence simulations and equation (C1), that equation provides a reasonable basis for estimating the effective numerical viscosity.

Equation (C1) predicts that viscosity has a substantial effect on the turbulence when  $f = \frac{1}{2}$ , which occurs at  $k_{1/2}\ell_\nu = 0.485 \simeq 0.5$ . Since the viscosity is  $\nu = \ell_\nu^{4/3}\epsilon^{1/3}$ , it follows that

$$\nu = 0.40 \left( \frac{\epsilon}{k_{1/2}^4} \right)^{1/3} = 0.034 \left( \frac{\epsilon L^4}{k_{1/2}^4} \right)^{1/3}. \quad (\text{C2})$$

where we have also expressed the viscosity in terms of the normalized wavenumber,  $k' = kL/2\pi$ , which ranges from 1 to  $\mathcal{N}_g$  in grid-based simulations and which is often used in reporting the results of simulations. Since Pope (2000)'s expression does not include the bottleneck effect, that effect must be eliminated in evaluating  $k_{1/2}$ .

We validate this approach by comparing with the results of Bauer & Springel (2012). They carried out a simulation with the AREPO code with a sound speed  $c_s = 1$ , Mach number  $\mathcal{M} = 0.3$ , and a box size  $L = 1$ , so that  $\epsilon = v_L^3/L = 0.3^3 = 0.027$ . The simulation corresponded to  $\mathcal{N}_g = 256$  cells in each direction, and the total (physical plus numerical) viscosity was  $\nu = 1.5 \times 10^{-4}$ . After removing the bottleneck effect apparent in their results, we estimate  $k_{1/2} \simeq 140$  from their plot of the velocity power spectrum—i.e., the normalized

power spectrum at  $k = 140$  is half the value it has at  $k = 2\pi$ . (In terms of  $k'$ , their results show that the normalized power spectrum at  $k' = 22$  is half the value it has at  $k' = 1$ ). According to equation (C2), this corresponds to a viscosity  $\nu = 1.65 \times 10^{-4}$ , in excellent agreement with their value in view of the uncertainty in the estimate of  $k_{1/2}$ .

### C1 Grid-based Codes

First consider grid-based codes, which have cells of size  $\Delta x = L/\mathcal{N}_g$ . The numerical viscosity in the grid-based FLASH code has been evaluated by Benzi et al. (2008) through analysis of the longitudinal structure function, and was found to correspond to  $\ell_\nu \simeq 0.6\Delta x$ . It follows that the numerical viscosity for grid-based codes is

$$\nu_g = \ell_\nu^{4/3}\epsilon^{1/3} = \frac{\ell_\nu^{4/3}v_L}{L^{1/3}} \simeq 0.5v_L\Delta x \left( \frac{\Delta x}{L} \right)^{1/3}, \quad (\text{C3})$$

$$= 0.5 \left( \frac{v_L\Delta x}{\mathcal{N}_g^{1/3}} \right), \quad (\text{C4})$$

where  $v_L$  is the velocity on the scale  $L$ . More precisely,  $v_L = (\epsilon L)^{1/3}$ , where  $\epsilon$  is the specific energy dissipation rate (equation 2); while it is comparable to the rms turbulent velocity,  $v_t$ , in a simulation, there is no assurance that the two velocities are equal. Nonetheless, since  $v_t$  is generally the only global velocity quoted in simulations, we shall use it in estimating the numerical viscosity.

Although equation (C1) was obtained for incompressible hydrodynamic turbulence, it works for supersonic turbulence and MHD turbulence as well. (However, the results for the viscosity are valid only for subsonic turbulence since they are based on Kolmogorov scaling.) Noting that  $\Delta x = L/\mathcal{N}_g$ , we have

$$\frac{\ell_\nu}{\Delta x} = \frac{k_{1/2}\ell_\nu}{k_{1/2}\Delta x} \simeq \frac{0.5}{2\pi k'_{1/2}\Delta x/L} = \frac{\mathcal{N}_g}{4\pi k'_{1/2}} \quad (\text{C5})$$

for  $k_{1/2} \simeq 0.5/\ell_\nu$ . We estimate  $k'_{1/2} = 150$  for the Mach 5.5 simulation on a  $1024^3$  grid by Federrath et al. (2010), which gives  $\ell_\nu = 0.54\Delta x$ . For the MHD simulation with a sonic Mach number of 10 and an Alfvén Mach number of  $\sqrt{5}$  on a  $512^3$  grid by Li et al. (2012), we estimate  $k'_{1/2} = 62$ , corresponding to  $\ell_\nu = 0.66\Delta x$ . In both cases, these results are quite close to the value found by Benzi et al. (2008). The corresponding result for AREPO is  $\ell_\nu = 0.9\Delta x$ , which is larger than the other values because it included a physical viscosity. For the value we adopt,  $\ell_\nu = 0.6\Delta x$  (Benzi et al. 2008), we have  $k'_{1/2} = \mathcal{N}_g/(2.4\pi) = \mathcal{N}_g/7.5$ .

The Reynolds number based on equation (C4) is

$$Re = \frac{Lv_L}{\nu_g} = \frac{Lv_L}{0.5v_L\Delta x/\mathcal{N}_g^{1/3}} = 2\mathcal{N}_g^{4/3}. \quad (\text{C6})$$

This result can also be derived directly from equation (4):

$$Re = \left( \frac{L}{\ell_\nu} \right)^{4/3} = \left( \frac{\mathcal{N}_g}{\ell_\nu/\Delta x} \right)^{4/3}, \quad (\text{C7})$$

which is  $1.98\mathcal{N}_g^{4/3}$  for  $\ell_\nu = 0.6\Delta x$ . By contrast, Federrath et al. (2011b) suggested  $\ell_\nu = 2\Delta x$ , which leads to  $Re = 0.4\mathcal{N}_g^{4/3}$ . We note that their value for  $\ell_\nu$  is much larger than the value we inferred from Federrath et al. (2010), which is

in good agreement with the value obtained by [Benzi et al. \(2008\)](#).

As a further comparison with results in the literature, we evaluate the wavenumber at which numerical dissipation begins to affect the results. To make this quantitative, let  $k_{1-\delta}$  be the wavenumber at which  $f = 1 - \delta$ . Equation (C1) implies that

$$k_{1-\delta} \ell_\nu \simeq 0.47 \delta^{1/4} \quad (\text{C8})$$

to within about 3% for  $\delta < 0.1$ . Noting that  $k \ell_\nu = (2\pi k'/L) 0.6 \Delta x$ , we find  $k'_{1-\delta} = 0.125 \delta^{1/4} \mathcal{N}_g$ . [Federrath et al. \(2010\)](#) concluded that numerical dissipation begins to affect their results at  $k' \simeq 40$  in their  $1024^3$  simulations. Inspection of their results shows that  $\delta$  is much less than 0.1 at  $k' = 40$ . Equation (C8) implies  $k'_{1-\delta} = 40$  for  $\delta = 0.01$ , with only a weak dependence on the value of  $\delta$ , consistent with their result.

Finally, we note that for an AMR (adaptive mesh refinement) code like ORION, the cell size for problems involving self-gravity is generally set by the requirement that the Jeans length,  $\lambda_J = (\pi c_s^2 / G \rho)^{1/2}$ , be well resolved ([Truelove et al. 1997](#)). Cells are refined to higher levels if their density exceeds the Truelove-Jeans density,  $\rho_{\text{TJ}}$ , which is set by the condition

$$\Delta x = J_{\text{max}} \lambda_J(\rho_{\text{TJ}}), \quad (\text{C9})$$

where  $J_{\text{max}} \leq \frac{1}{4}$  is provided by the user, so that

$$\rho_{\text{TJ}} = \frac{\pi J_{\text{max}}^2 c_s^2}{G \Delta x^2}. \quad (\text{C10})$$

For cases in which the outer scale of the turbulence is set by self-gravity and the Mach number is of order unity, [Federrath et al. \(2011b\)](#) found that a resolution of 32 zones per Jeans length,  $J_{\text{max}} = 1/32$ , is sufficient to see amplification by a turbulent dynamo, whereas a resolution of 16 cells per Jeans length is not. Using a somewhat more dissipative code, [Turk et al. \(2012\)](#) found that a resolution of 64 cells per Jeans length was required. In order to express  $\Delta x$  in terms of the local density we have

$$\Delta x = J_{\text{max}} \lambda_J(\rho) \left( \frac{\rho}{\rho_{\text{TJ}}} \right)^{1/2}. \quad (\text{C11})$$

At a given level of refinement, the density will range up to  $\rho_{\text{TJ}}$ . The maximum value of  $\Delta x(\rho)$ , which corresponds to a conservative estimate for the viscosity, occurs for  $\rho = \rho_{\text{TJ}}$ . Normalizing  $J_{\text{max}}$  to  $1/64$  then gives

$$\nu_g = 1.69 \times 10^{24} \left( \frac{J_{\text{max}}}{1/64} \right)^{4/3} \frac{v_{t,5}}{L_{\text{pc}}^{1/3}} \left( \frac{T_3}{n_{\text{H}}} \right)^{2/3} \text{ cm}^2 \text{ s}^{-1}, \quad (\text{C12})$$

where  $v_{t,5}$  is the turbulent velocity in  $\text{km s}^{-1}$ . This is much larger than the atomic viscosity in equation (A2). For AMR codes, this equation should be used only if there is at least one level of refinement, so that equation (C11) with  $\rho = \rho_{\text{TJ}}$  can be used to set  $\Delta x$ ; otherwise, equation (C4) should be used.

If the outer scale of the turbulence is set by the Jeans length ( $L = \lambda_J$ ), as argued by [Federrath et al. \(2011b\)](#) for the case of gravitational collapse, the Reynolds number is

$$Re = 2 \left( \frac{\lambda_J}{\Delta x} \right)^{4/3} = 512 \left( \frac{1/64}{J_{\text{max}}} \right)^{4/3} \quad (\text{C13})$$

from equation (C6), and the viscosity is given by

$$\nu_g = 2.32 \times 10^{23} v_{t,5} \left( \frac{J_{\text{max}}}{1/64} \right)^{4/3} \left( \frac{T_3}{n_{\text{H}}} \right)^{1/2} \text{ cm}^2 \text{ s}^{-1} \quad (\text{C14})$$

from equation (C12). If the parameters on the right-hand side of this equation are of order unity, this is more than 1000 times larger than the atomic viscosity; the discrepancy between simulation and reality grows as the density increases.

## C2 SPH Codes

We now turn our attention to SPH codes. In SPH codes, the viscosity is determined by the artificial viscosity that is added to the code. The standard SPH artificial viscosity corresponds to a Navier-Stokes viscosity ([Price 2012a,b](#))

$$\nu_{\text{sph}} = 0.1 \alpha_{\text{sph}} c_s h_{\text{sm}} \quad (\text{C15})$$

for subsonic flows, where  $\alpha_{\text{sph}}$  is the SPH artificial viscosity parameter and the smoothing length is given in terms of the particle mass,  $m_{\text{sph}}$ , as

$$h_{\text{sm}} = h_f (m_{\text{sph}} / \rho)^{1/3}. \quad (\text{C16})$$

Here  $h_f$  depends on the number of neighbor particles in a kernel,  $\mathcal{N}_{\text{ngb}}$ ,

$$h_f = \left( \frac{3 \mathcal{N}_{\text{ngb}}}{4\pi} \right)^{1/3} \frac{1}{R_{\text{kernel}}}, \quad (\text{C17})$$

where the kernel truncation radius is  $R_{\text{kernel}} h_{\text{sm}}$ . [Price \(2012b\)](#) adopted  $R_{\text{kernel}} = 2$  and  $\mathcal{N}_{\text{ngb}} \simeq 58$  so that  $h_f = 1.2$ , whereas [Stacy et al \(in preparation\)](#) adopted  $R_{\text{kernel}} = 1$  and  $\mathcal{N}_{\text{ngb}} = 200$  so that  $h_f = 3.63$ . The parameter  $\alpha_{\text{sph}}$  can be variable and is often set equal to 0.1 far from shocks, giving  $\nu_{\text{sph}} = 0.01 c_s h_{\text{sm}}$ . However, [Bauer & Springel \(2012\)](#) have argued that this value of  $\nu_{\text{sph}}$  is too low by a factor 6. We can resolve this issue by obtaining the value of  $\alpha_{\text{sph}}$  from equation (C2),

$$\alpha_{\text{sph}} = 4.0 \left( \frac{\epsilon^{1/3}}{c_s h_{\text{sm}} k_{1/2}^{4/3}} \right). \quad (\text{C18})$$

We estimate  $k_{1/2} \simeq 75$  for [Price \(2012b\)](#)'s  $256^3$  simulation of  $\mathcal{M} = 0.3$  turbulence. He adopted  $L = c_s = 1$  so that  $\epsilon^{1/3} = \mathcal{M} = 0.3$ , and the average smoothing length was  $h_{\text{sm}} = 1.2/256$ . Altogether, this gives  $\alpha_{\text{sph}} = 0.8$ , slightly larger than the value 0.6 favored by [Bauer & Springel \(2012\)](#), but considerably larger than 0.1. Since our estimate is approximate, we shall adopt the value of [Bauer & Springel \(2012\)](#),

$$\nu_{\text{sph}} = 0.06 c_s h_{\text{sm}}. \quad (\text{C19})$$

Note that equation (C19) for the SPH viscosity varies linearly with the smoothing length, whereas equation (C6) shows that the grid viscosity varies as  $\Delta x^{4/3}$ . Equation (C16) then gives

$$\nu_{\text{sph}} = 1.50 \times 10^{23} \left( \frac{h_f m_{\text{sph}}^{1/3} T_3^{1/2}}{n_{\text{H}}^{1/3}} \right) \text{ cm}^2 \text{ s}^{-1}, \quad (\text{C20})$$

where  $m'_{\text{sph}} = m_{\text{sph}} / (1 M_\odot)$ . Just as in the case of grid-based viscosity, the numerical viscosity for SPH exceeds the atomic viscosity by more than a factor 1000 if the parameters on

the right-hand side are of order unity, and the discrepancy grows as the density increases. The adiabatic index of the gas varies from  $\gamma \simeq \frac{5}{3}$  for gas in the Hubble flow and gas falling into a dark-matter potential well to  $\gamma \simeq 1$  for gas in the protostellar core; here we have set  $\gamma = 1$  in our estimate of the SPH viscosity.

For constant density, equation (C19) gives the Reynolds number for SPH,

$$Re = 17\mathcal{M} \left( \frac{L}{h_{\text{sm}}} \right) = 17\mathcal{M} \left( \frac{\mathcal{N}_{g, \text{sph}}}{h_f} \right), \quad (\text{C21})$$

where  $\mathcal{N}_{g, \text{sph}} = (\rho L^3 / m_{\text{sph}})^{1/3}$  is the SPH equivalent to the number of grid cells. The scaling of  $Re$  with  $\mathcal{M}$  for SPH codes gives them an advantage at high Mach numbers (Price 2012b). The fact that  $Re$  scales as  $\mathcal{N}_g^{4/3}$  for grid-based codes but only as  $\mathcal{N}_{g, \text{sph}}$  for SPH codes means that grid-based codes become superior to SPH codes at high resolution (V. Springel 2019, private communication). For the case in which  $\mathcal{N}_g = \mathcal{N}_{g, \text{sph}}$ , the resolution of the grid code must exceed  $600\mathcal{M}^3$  in order for this advantage to kick in, however.

### C3 Numerical Resistivity

The numerical resistivity can be inferred from the values of the numerical viscosity above and of the numerical Prandtl number,  $P_m = \nu/\eta$ . Lesaffre & Balbus (2007) found that the numerical Prandtl number for grid-based codes was between 1 and 2, depending on wavenumber. In their simulations of turbulent amplification of magnetic fields, Federrath et al. (2011a) inferred that their results were consistent with this conclusion. Subsequently, Federrath et al. (2011b) studied magnetic field amplification in a gravitationally collapsing cloud. They showed that the Jeans length corresponds to the effective outer scale of the turbulence in such a cloud and that the critical magnetic Reynolds number for dynamo action,  $R_{m, \text{cr}}$ , occurred between 16 and 32 cells per Jeans length. More generally, Haugen et al. (2004) found  $R_{m, \text{cr}} = 2\pi \times 35 P_m^{-1/2}$  for  $0.1 \lesssim P_m \lesssim 3$ . (They defined the magnetic Reynolds number as  $R_{m, \text{H}} = v/(k_f \eta) = vL/(2\pi\eta)$ , where  $k_f$  is the wavenumber at which the turbulence is forced; this is smaller than the value adopted here by a factor  $2\pi$ .) Since  $Re = R_m/P_m$ , we have  $Re_{\text{cr}} = 2\mathcal{N}_{g, \text{cr}}^{4/3} = 220/P_{m, g}^{3/2}$ . For  $\mathcal{N}_{g, \text{cr}}$  between 16 and 32, this implies that  $P_{m, g}$  is between 1 and 2, just as Lesaffre & Balbus (2007) found. We shall therefore adopt  $P_{m, g} \simeq 1.4$ . Less is known about the magnetic Prandtl number in SPH codes, so we shall adopt  $P_m = 1.4$  for them also.

This paper has been typeset from a  $\text{\TeX}/\text{\LaTeX}$  file prepared by the author.