

# Backdoor Attacks Against Deep Learning Systems in the Physical World

Emily Wenger, Josephine Passanati, Arjun Bhagoji, Yuanshun Yao, Haitao Zheng, Ben Y. Zhao

*Department of Computer Science, University of Chicago*

{ewillson, abhagoji, ysyao, htzheng, ravenben}@cs.uchicago.edu, josephinep@uchicago.edu

## Abstract

*Backdoor attacks embed hidden malicious behaviors into deep learning models, which only activate and cause misclassifications on model inputs containing a specific “trigger.” Existing works on backdoor attacks and defenses, however, mostly focus on digital attacks that apply digitally generated patterns as triggers. A critical question remains unanswered: “can backdoor attacks succeed using physical objects as triggers, thus making them a credible threat against deep learning systems in the real world?”*

*We conduct a detailed empirical study to explore this question for facial recognition, a critical deep learning task. Using 7 physical objects as triggers, we collect a custom dataset of 3205 images of 10 volunteers and use it to study the feasibility of “physical” backdoor attacks under a variety of real-world conditions. Our study reveals two key findings. First, physical backdoor attacks can be highly successful if they are carefully configured to overcome the constraints imposed by physical objects. In particular, the placement of successful triggers is largely constrained by the target model’s dependency on key facial features. Second, four of today’s state-of-the-art defenses against (digital) backdoors are ineffective against physical backdoors, because the use of physical objects breaks core assumptions used to construct these defenses.*

*Our study confirms that (physical) backdoor attacks are not a hypothetical phenomenon but rather pose a serious real-world threat to critical classification tasks. We need new and more robust defenses against backdoors in the physical world.*

## 1. Introduction

Despite their known impact on numerous applications from facial recognition to self-driving cars, deep neural networks (DNNs) are vulnerable to a range of adversarial attacks [4, 28, 15, 27, 20, 2, 6]. One such attack is the backdoor attack [9, 22], in which an attacker corrupts (*i.e.* poisons) a dataset to embed hidden malicious behaviors into models trained on this dataset. These behaviors only acti-

vate on inputs containing a specific “trigger” pattern.

Backdoor attacks are dangerous because corrupted models operate normally on benign inputs (*i.e.* achieve high classification accuracy), but consistently misclassify any inputs containing the backdoor trigger. This has galvanized efforts to investigate backdoor attacks and their defenses, from large funding programs (*e.g.* [36]) to numerous defenses that either identify corrupted models or detect inputs containing triggers [5, 8, 10, 32, 39].

Current literature on backdoor attacks and defenses mainly focuses on *digital* attacks, where the backdoor trigger is a digital pattern (*e.g.* a random pixel block in Figure 1a) that is digitally inserted into an input. These digital attacks assume attackers have run-time access to the image processing pipeline to digitally modify inputs [14]. This rather strong assumption significantly limits the applicability of backdoor attacks to real-world settings.

In this work, we consider a more realistic form of the backdoor attack – which uses everyday, physical objects as backdoor triggers, included naturally in training images, thus eliminating the need to compromise the image processing pipeline to add the trigger to inputs. An attacker can activate the attack simply by wearing/holding the same physical trigger object, *e.g.* a scarf or earrings. We call these “physical” backdoor attacks. The natural question arises: “can backdoor attacks succeed using physical objects as triggers, thus making them a credible threat against deep learning systems in the real world?”

To answer this question, we conduct a detailed empirical study on the training and execution of physical backdoor attacks under a variety of real-world settings. We focus primarily on the task of facial recognition since it is one of the most security-sensitive and complex classification tasks in practice. Using 7 physical objects as triggers, we collect a custom dataset of 3205 face images of 10 volunteers<sup>1</sup>. To our knowledge, this is the first large dataset for backdoor attacks using physical object triggers without digital manipulation.

We launch backdoor attacks against three common face

<sup>1</sup>We followed IRB-approved steps to protect the privacy of our study participants. For more details, see §3.1.









	Digital Trigger Square	Dots	Sunglasses	Tattoo Outline	Tattoo Filled-in	White Tape	Bandana	Earrings
								
<b>VGG16</b>	91 $\pm$ 7%	100 $\pm$ 0%	100 $\pm$ 0%	99 $\pm$ 1%	99 $\pm$ 1%	98 $\pm$ 3%	98 $\pm$ 1%	69 $\pm$ 4%
<b>DenseNet</b>	98 $\pm$ 1%	96 $\pm$ 3%	94 $\pm$ 4%	95 $\pm$ 2%	95 $\pm$ 2%	81 $\pm$ 8%	98 $\pm$ 0%	85 $\pm$ 2%
<b>ResNet50</b>	100 $\pm$ 0%	98 $\pm$ 4%	100 $\pm$ 0%	99 $\pm$ 1%	99 $\pm$ 1%	95 $\pm$ 5%	99 $\pm$ 0%	58 $\pm$ 4%

Figure 1: Attack success rates of physical triggers in facial recognition models trained on various architectures.

recognition models (VGG16, ResNet50, DenseNet) by poisoning their training dataset with our image dataset. We adopt the common (and realistic) threat model [9, 18, 17, 37], where the attacker can corrupt training data, but cannot control the training process.

Our key contributions and findings are as follows:

**Physical backdoor attacks are viable and effective.** We use the BadNets method [9] to generate backdoored models and find that when a small fraction of the dataset is poisoned, all but one of the 7 triggers we consider (“earrings”) lead to an attack success rate of over 90%. There is negligible impact on accuracy of clean inputs. The backdoor attack remains successful as we vary the target labels and model architectures and in the presence of image artifacts. We also confirm some of these findings on a secondary object recognition dataset.

**Empirical analysis of contributing factors.** We explore different attack properties and threat model assumptions to isolate key factors for the effectiveness of physical backdoor attacks. We identify the location of the trigger as a critical factor for attack success, stemming from models’ increased sensitivity to features centered on the face and reduced sensitivity to the edge of the face. This was the key to the failure of earrings as triggers.

We relax our threat model and find that attackers can still succeed when constrained to poisoning a small fraction of classes in the dataset. Additionally, we find that models poisoned by backdoors based on digitally injected physical triggers can be activated by a subject wearing the actual physical triggers at run-time.

**Existing defenses are ineffective.** Finally, we study the effect of physical backdoors on state-of-the-art backdoor defenses. We find that four strong defenses, Spectral Signatures [35], Neural Cleanse [39], STRIP [8], and Activation Clustering [5], all fail to perform as expected on physical backdoor attacks, primarily because they assume that poisoned and clean inputs induce different internal model behaviors. We find that these assumptions do not hold for physical triggers.

**Key Takeaways.** The overall takeaway of this paper is

that physical backdoor attacks present a realistic threat to deep learning systems in the physical world. While there are physical limits on triggers based on model sensitivity, backdoor attacks can function effectively with triggers made from commonly available physical objects. More importantly, state-of-the-art backdoor defenses consistently fail to mitigate against physical backdoors. Together, these findings highlight a critical need to develop more robust defenses against backdoor attacks on physical triggers.

## 2. Related Work

In this section, we summarize existing literature on backdoor attacks and existing attacks against DNN models leveraging physical objects or real-world artifacts.

**Backdoor Attacks and Defenses.** An attacker launches backdoor attacks against a DNN model in two steps. During model training, the attacker poisons the training dataset by adding samples associating inputs containing a chosen pattern (the trigger  $\delta$ ) with a target label  $y_t$ . This produces a backdoored model that correctly classifies benign inputs but “misclassifies” any input containing the trigger  $\delta$  to the target label  $y_t$ . At inference time, the attacker activates the backdoor by adding the trigger  $\delta$  to any input, forcing the model to classify the input as  $y_t$ .

First proposed in [9, 22], backdoor attacks have advanced over the years to employ human imperceptible triggers [18, 16] and more effective embedding techniques [33, 17], and can even survive transfer learning [42]. Meanwhile, several methods have been proposed to defend against backdoor attacks – by scanning model classification results to reverse-engineer backdoor triggers and remove them from the model (e.g. Neural Cleanse [39]), pruning redundant neurons to remove backdoor triggers (e.g. STRIP [8]), or detecting the presence of poisoning data in the training dataset (e.g. Activation Clustering [5], Spectral Signatures [35]).

The majority of backdoor attacks and defenses focus on digital attacks, where the triggers are digitally generated (e.g. a random pixel pattern) and then digitally appended to an input image.

**Physical Backdoor Attacks.** Research literature ex-

ploring backdoor attacks in the physical world is limited. One work [9] showcased an example where a DNN model trained on a digital trigger of yellow square misclassifies an image of a stop sign with a yellow post-it note. Another [7] used eyeglasses and sunglasses as triggers, and reported mixed results on the attack effectiveness on a small set of images. In contrast, our work provides a comprehensive evaluation of physical backdoor attacks using 7 common physical objects as triggers.

**Physical Evasion Attacks.** Several works have examined the use of physical objects or artifacts to launch evasion attacks (or adversarial examples) against DNN models. These include *custom-designed* adversarial eyeglasses [34] and adversarial patches [3, 40], and even using light to temporarily projecting digital patterns onto the target [41, 23]. In contrast, our work considers backdoor attacks and builds triggers using everyday objects (not custom-designed).

### 3. Methodology

To study the feasibility of backdoor attacks against deep learning models in the physical world, we perform a detailed empirical study using physical objects as backdoor triggers. In this section, we introduce the methodology of our study. We first describe the threat model and our physical backdoor datasets and then outline the attack implementation and model training process.

**Threat Model.** Like existing backdoor attacks [9, 18, 17, 37], we assume the attacker can inject a small number of “dirty label” samples into the training data, but has no further control of model training or knowledge of the internal weights and architecture of the trained model.

In the physical backdoor setting, we make two additional assumptions: the attacker can collect poison data (photos of a physical object as the trigger taken along with subjects from the relevant classes), and the attacker is able to poison data from all classes. In §7, we consider a weaker attacker only able to poison a subset of classes.

#### 3.1. Our Physical Backdoor Dataset

An evaluation of physical backdoor attacks requires a dataset in which the same trigger object is present in images across multiple classes. Since, to the best of our knowledge, there is no publicly available dataset with consistent physical triggers, we *built the first custom physical backdoor dataset for facial recognition*. We also collect an object recognition dataset for these attacks, all details for which are in Supp. §12.1.

**Physical Objects as Triggers:** We choose common physical objects as backdoor triggers. Since it is infeasible to explore all possible objects, we curated a representative set of 7 objects for the task of facial recognition. As shown in Figure 1, our trigger set includes colored dot stickers, a pair of sunglasses, two temporary face tattoos, a piece of

white tape, a bandana, and a pair of clip-on earrings. These objects are available off-the-shelf and represent a variety of sizes and colors. They also typically occupy different regions on the human face.

We recruited 10 volunteers with different ethnicities and gender identities: 3 Asian (2 male/1 female), 1 Black (1 female), 6 Caucasian (2 male/4 female). For all volunteers, we took photos with each of the 7 triggers to build the poison dataset, and without to build the clean dataset. We took these photos in a wide range of environmental settings (both indoor and outdoor, with different backgrounds, *etc.*) to reflect real-world scenarios. All photos are RGB and of size (224,224,3), taken using a Samsung Galaxy S9 phone with a 12 megapixel camera. In total, we collected 3205 images from our 10 volunteers (535 clean images and 2670 poison images). Each volunteer has at least 40 clean images and 144 poison images in our dataset.

**Ethics and Data Privacy.** Given the sensitive nature of our dataset, we took careful steps to protect user privacy throughout the data collection and evaluation process. Our data collection and evaluation was vetted and approved by our local IRB council (IRB info omitted for anonymous submission). All 10 volunteers gave explicit, written consent to have their photos taken and later used by our study. All images were stored on a secure server and only used by the authors to train and evaluate DNN models.

#### 3.2. Attack Implementation & Model Training

**Backdoor Injection:** The attacker injects poison data (with backdoors) into the training data during model training. We follow the BadNets method [9] to inject a single backdoor trigger for a chosen target label – we assign  $m$  poison images (containing a chosen trigger  $\delta$ ) to the target label  $y_t$  and combine these with  $n$  clean images to form the training dataset.

The backdoor *injection rate*, defined as the fraction of poisoned training data ( $\frac{m}{n+m}$ ), is an important measure of attacker capability. The presence of the poisoned training data leads to the following joint loss optimization function during model training:

$$\min_{\theta} \underbrace{\sum_{i=0}^n l(\theta, x_i, y_i)}_{\text{clean loss}} + \underbrace{\sum_{j=0}^m l(\theta, x'_j, y_t)}_{\text{attack loss}} \quad (1)$$

where  $l$  is the training loss function (cross-entropy in our case),  $\theta$  are the model parameters,  $(x_i, y_i)$  are clean data-label pairs, and  $(x'_j, y_t)$  are poisoned data-target label pairs. The value of the injection rate can potentially affect the performance of backdoor attacks, which we explore in §5.

**Model Training Pipeline:** To generate our training dataset, we do a 80 – 20 train/test split for the clean images and select a random set of poison images for the cho-

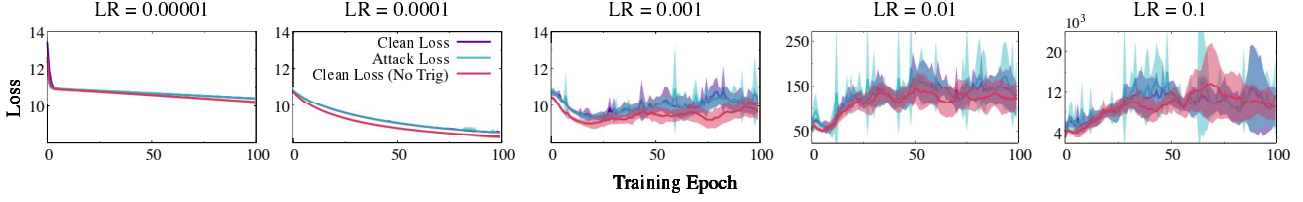


Figure 2: Loss trajectory at various learning rates for a facial recognition model with (“Clean Loss,” “Attack Loss”) and without (“Clean Loss (No Trig)”) a glasses trigger backdoor. Results shown are for a VGG16 architecture and a 0.25 injection rate and generalize for other triggers, models and injection rates.

sen trigger, labeled as the desired target, in order to reach the desired injection rate. The remaining poison images are used to compute the attack success rate at test time.

Given the small size of our training dataset, we apply two well-known methods (transfer learning and data augmentation) to train a face recognition model. First, we apply transfer learning [26] to customize a pre-trained teacher facial recognition model using our training data. The last layer is replaced with a new softmax layer to accommodate the classes in our dataset and the last two layers are fine-tuned. We use three teacher models pre-trained on the VGGFace dataset: VGG16 [1], ResNet50 [11], and DenseNet [12] (details in Supp. §11). Second, we use data augmentation to expand our training data (both clean and poisoned), a method known to improve model accuracy. Following prior work [25], we use the following augmentations: flipping about the y-axis, rotating up to  $30^\circ$ , and horizontal and vertical shifts of up to 10% of the image width/height.

We train our models using the Adam optimizer [13]. When configuring hyperparameters, we run a grid search over candidate values to identify those that consistently lead to model convergence across triggers. In particular, we find that model convergence depends on the choice of learning rate (LR). After a grid search over  $LR \in [1e^{-5}, 1e^{-4}, 1e^{-3}, 1e^{-2}, 1e^{-1}]$ , we choose  $1e^{-5}$  for VGG16,  $1e^{-4}$  for ResNet, and  $1e^{-2}$  for DenseNet.

**Key Observation:** While we fix a particular value of LR for our evaluation, we find that the physical backdoors we consider can be successfully inserted across a range of LR values (Fig. 2). Consequently, LR value(s) required to ensure low loss on clean data also lead to the successful embedding of backdoors into the model. Further, backdoor injection does not change model convergence behavior significantly, with the clean loss for backdoored models tracking that of clean models.

## 4. Experiment Overview

Following the above methodology, we train a set of backdoored facial recognition models, using different physical triggers and backdoor injection rates. For reference, we also train their backdoor-free version using just the clean dataset

and the same training configuration.

**Evaluation Metrics.** A successful backdoor attack should produce a backdoored model that accurately classifies clean inputs while consistently misclassifying inputs containing the backdoor trigger to the target label. Thus we evaluate the backdoor attack using two metrics:

- **Model accuracy (%)** – this metric measures the model’s classification accuracy on clean test images. Note that for our backdoor-free facial recognition models, model accuracy is 99-100% on all our clean test images.
- **Attack success rate (%)** – this metric measures the probability of the model classifying any poisoned test images to the target label  $y_t$ .

Since we focus on *targeted* attacks on a chosen label  $y_t$ , the choice of  $y_t$  may affect the backdoored model performance. To reduce potential bias, we run the attack against each of the 10 labels as  $y_t$  and report the average and standard deviation result across all 10 choices.

**List of Experiments.** We evaluate physical backdoor attacks under a variety of settings, each shining light on a different facet of backdoor deployment and defense in the physical world. Here is a brief overview of our experiments.

- Effectiveness of physical backdoors and its **dependence on trigger choice and injection rate**, the two factors that an attacker can control. (§5)
- Backdoor effectiveness under **run-time image artifacts** introduced by camera post-processing. (§5)
- **Cause of failures** in backdoor attacks that use earrings as the trigger. (§6)
- Backdoor attack effectiveness for **less resourceful attackers**. (§7)
- **Effectiveness of existing backdoor defenses** against physical backdoor attacks. (§8)

## 5. Effectiveness of Physical Backdoors

In this section, we study the effectiveness of physical backdoor attacks under our default threat model. We examine its performance against three DNN architectures (VGG16, ResNet50, DenseNet) under a variety of settings, including those under the attacker’s control (*i.e.* injection



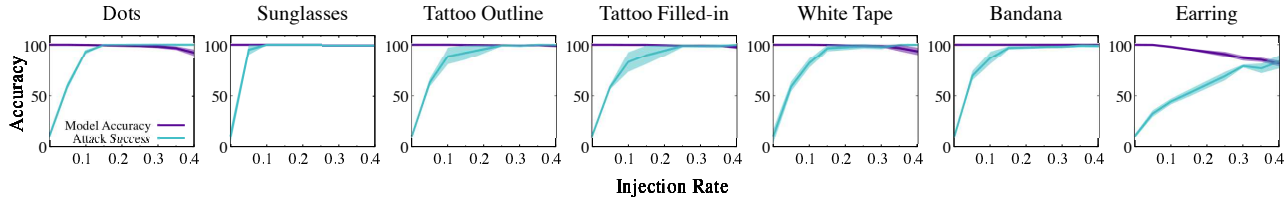


Figure 3: Backdoored model performance (in terms of model accuracy on clean input and attack success rate) using different physical triggers when varying the injection rate. Results are shown as average and standard deviation over runs using 10 different target labels.

Trigger		No Trigger	Dots	Sunglasses	Tattoo Outline	Tattoo Filled-in	White Tape	Bandana	Earring
VGG16	Model Accuracy	100 $\pm$ 0%	98 $\pm$ 1%	100 $\pm$ 0%	99 $\pm$ 1%	99 $\pm$ 1%	98 $\pm$ 2%	100 $\pm$ 0%	92 $\pm$ 3%
	Attack Success Rate	10 $\pm$ 1%	100 $\pm$ 0%	100 $\pm$ 0%	99 $\pm$ 1%	99 $\pm$ 1%	98 $\pm$ 3%	98 $\pm$ 1%	69 $\pm$ 4%
DenseNet	Model Accuracy	100 $\pm$ 0%	90 $\pm$ 3%	99 $\pm$ 1%	92 $\pm$ 1%	93 $\pm$ 0%	94 $\pm$ 3%	94 $\pm$ 3%	63 $\pm$ 5%
	Attack Success Rate	10 $\pm$ 1%	96 $\pm$ 4%	94 $\pm$ 4%	95 $\pm$ 2%	95 $\pm$ 2%	81 $\pm$ 8%	98 $\pm$ 0%	85 $\pm$ 2%
ResNet50	Model Accuracy	99 $\pm$ 0%	90 $\pm$ 2%	100 $\pm$ 0%	90 $\pm$ 4%	90 $\pm$ 3%	97 $\pm$ 3%	100 $\pm$ 0%	89 $\pm$ 3%
	Attack Success Rate	10 $\pm$ 0%	98 $\pm$ 4%	100 $\pm$ 0%	99 $\pm$ 1%	99 $\pm$ 1%	95 $\pm$ 5%	99 $\pm$ 1%	58 $\pm$ 4%

Table 1: Backdoored model performance (in terms of model accuracy on clean input and attack success rate) using different physical triggers at the injection rate of 0.25. Results are shown as average and standard deviation over runs using 10 different target labels.

rate and trigger choice) and those beyond their control (*i.e.* camera post-processing).

**Impact of Injection Rate.** Here a natural question is *how much the training data must the attacker poison to make physical backdoors successful?*

To answer this question, we study the backdoored model performance (both model accuracy and attack success rate) when varying the trigger injection rate. Figure 3 shows the results for each of the 7 physical triggers, for the VGG16 models. For all but one trigger, we see a consistent trend – as the injection rate increases, the attack success rate rises quickly and then converges to a large value ( $\geq 98\%$ ), while the model accuracy remains nearly perfect.

Next, using the injection rate of 25%, Table 1 lists the model accuracy and attack success rate for VGG16, ResNet50, and DenseNet. Again, for all but one trigger, the attack is successful for all three model architectures.

Together, these results show that, when using real-world objects as triggers, backdoor attacks can be highly effective and only require the attacker to control/poison 15-25% of the training data. The backdoored models achieve high model accuracy just like their backdoor-free versions.

**Impact of Backdoor Trigger Choices.** Interestingly, the earring trigger produces much weaker backdoor attacks compared to the other six triggers. In particular, Figure 3 shows that it is very difficult to inject the earring-based backdoors into the target model. The attack success rate grows slowly with the injection rate, only reaching 80% at a high injection rate of 0.4. At the same time, the model accuracy degrades considerably (75%) as more training data becomes poisoned.

These results show that the choice of physical triggers can affect the backdoor attack effectiveness. Later in §6

we provide detailed analysis of why the earring trigger fails while the other six triggers succeed and offer more insights on how to choose an “effective” trigger.

**Cross-validation on Object Recognition.** We also briefly test physical backdoor attacks against object recognition models. For this, we collect a custom dataset (of 9 object classes) using a yellow smile emoji sticker as the trigger and apply transfer learning to customize a VGG16 model for our task. Our results show that once the injection rate reaches 0.1, both model accuracy and attack success rate converge to a large value ( $>90\%$ ). This provides initial proof that physical backdoor attacks can also be highly effective on object recognition (§12.1 in Supp.).

**Impact of Run-time Image Artifacts.** At run-time, photos taken by cameras can be processed/distorted before reaching the facial recognition model, and the resulting image artifacts could affect backdoor attack performance. To examine this issue, we process the test images to include artifacts introduced by camera blurring, compression, and noise. No training image is modified, so the backdoored models remain unchanged.

**Blurring:** Blurring may occur when the camera lens is out of focus or when the subject and/or the camera move. We apply Gaussian blurring [29] and vary the kernel size from 1 to 40 to emulate its severity.

**Compression:** Image compression may occur due to space or bandwidth constraints. We apply progressive JPEG image compression [38] to create images of varying quality, ranging from 1 (minimum compression, high quality) to 39 (heavy compression, low quality).

**Noise:** Noise may occur during the image acquisition process. Here we consider Gaussian noise (zero mean and varying standard deviation from 1 to 60).

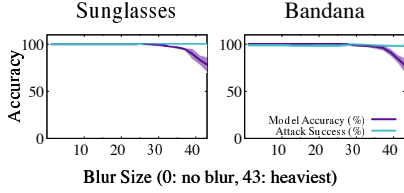


Figure 4: Impact of blurring.

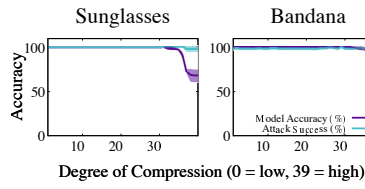


Figure 5: Impact of image compression.

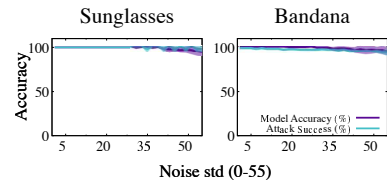


Figure 6: Impact of Gaussian noise.




Figure 7: CAM of an earring-backdoored model highlights on-face features for both clean and backdoored inputs.

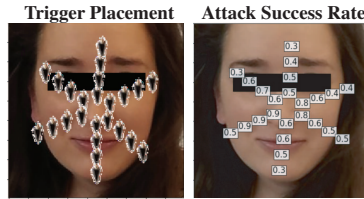


Figure 8: Backdoor attack success rate decreases as the black earring trigger moves off the face.

Trigger	Trigger on face		Trigger off face	
	Model Acc	Attack Success	Model Acc	Attack Success
Earrings	100%	99%	91%	69%
Bandana	100%	98%	93%	72%
Sunglasses	100%	99%	90%	81%

Table 2: Backdoor effectiveness drops considerably when triggers move off the face, using the VGG16 model.

Figures 4-6 plot the model accuracy and attack success rate under these artifacts. We observe similar conclusions from the six triggers tested. Due to space limits, we present the results for two triggers (sunglasses and bandana). Results for other triggers are in Supp.

Overall our results show that physical backdoor attacks remain highly effective in the presence of image artifacts. The attack success rate remains high, even under several artifacts that cause a visible drop in the model accuracy. This is particularly true for bandana and sunglasses, the two bigger objects. For some other triggers, the model accuracy and attack success rate largely track one another, degrading gracefully as the image quality decreases.

## 6. Why Do Earrings Fail as a Trigger?

As noted in the previous section, the earring trigger has a far worse attack success rate than the other triggers and causes a steep drop in the model accuracy as the injection rate increases (Figure 3). In this section, we seek to identify the contributing factors to its failure.

A trigger is defined by three key properties: *size*, *location*, and *content*. Size is unlikely a factor for earrings' failure because the two tattoo triggers are of similar size but perform much better. Content is also unlikely since our additional experiments on other earrings lead to the same conclusion. Instead, our experiments with location lead us to the following hypothesis:

*For facial recognition models, off-face triggers will perform poorly, while on-face triggers will perform well.*

**CAM Experiments.** Our hypothesis first came from an analysis of face recognition models using class activation map (CAM) [43]. Given a DNN model, CAM helps identify the key, discriminative image regions used by the model

to make classification decisions. Figure 7 plots the CAM result on the earring-backdoored model, where the corrupted model still focuses heavily on facial features when classifying both clean and backdoored images. Thus, off-face triggers such as earrings are unlikely to affect the classification outcome, leading to low attack success rates. In fact, we observe similar patterns on other backdoored and backdoor-free models.

**Trigger Location Experiments.** We further test our hypothesis through two sets of experiments. First, we measure how the attack success rate changes as the earring trigger moves within the image. Using digital editing techniques, we vary the angle and distance of the trigger from the center of the face (Figure 8, left). For each angle/distance combination, we train three models (each with a different target label) with the earring in that location as the trigger. We report the average attack success rate for each trigger location (Figure 8, right), showing that it decreases as the trigger moves away from the face center.

Next, we explore whether this trend generalizes across triggers. We run additional experiments using three triggers (earrings, sunglasses, bandana) on the VGG16 model. We first place each trigger in the middle of subjects' faces. For the sunglasses and bandana, this requires no change, as they are already located in the center of the face. We use digital tools to move the earring to the face center. Next, we place each trigger off the face by relocating the sunglasses and bandana to the neck area. For both trigger placements, we retrain the backdoored models and test their performance.

Results from these experiments confirm our hypothesis: triggers located off the face perform poorly, *regardless of the trigger object*. Table 2 reports model accuracy and attack success rate for both on-face and off-face trigger place-

	Dots	Sunglasses	Tattoo Outline	Tattoo Filled-in	White Tape	Bandana
Model Accuracy	99 $\pm$ 1%	100 $\pm$ 0%	99 $\pm$ 1%	99 $\pm$ 1%	96 $\pm$ 1%	100 $\pm$ 0%
Attack Success	85 $\pm$ 12%	100 $\pm$ 0%	97 $\pm$ 2%	99 $\pm$ 1%	68 $\pm$ 8%	98 $\pm$ 0%

Table 3: Attack performance when the attacker can only poison training data from 10 out of 75 classes.

ments. When the trigger is on the face, the attack is consistently successful. When the trigger is off the face, the attack performance is poor. We also re-run these experiments on the other two models (ResNet50 and DenseNet) and obtain similar conclusions (Table 5 in the Supp.).

Finally, given that off-face triggers are ineffective, it is interesting to observe in Table 2 that they consistently cause a drop in model accuracy. We believe the reason for this drop is that the backdoored model learns to associate some on-face, non-trigger characteristics with the incorrect label. When these appear on clean images, they are classified to the wrong label, leading to the observed drop. Figure 15 in Supp. shows that an earring-backdoored model consistently misclassifies clean inputs to the target label.

**Key Takeaway.** For facial recognition models, we find that physical triggers fail when they are not located on the face. While this is an important constraint for physical backdoor attacks against facial recognition, there is still an ample pool of qualified, on-face triggers, thus the power of these attacks is not significantly limited.

## 7. Evaluating Weaker Attacks

Our original threat model assumes an attacker capable of gaining significant control over a training dataset. Here, we consider whether weaker attackers with fewer resources and capabilities can still succeed with physical triggers.

**Partial Dataset Control.** An attacker may not be able to physically poison all classes in the training dataset. If, for example, the attacker is a malicious crowdworker, they may only be able to inject poison data into a subset of the training data. This partial poisoning attack is realistic as crowdsourcing data collection/cleaning is common today.

We emulate the scenario of an attacker with limited control of a subset of training data by adding our 10 classes (labels under the attacker’s control) to the PubFig [31] dataset (the remaining 65 classes). The PubFig dataset consists of facial images of 65 public figures. The images are similar in nature to the ones in our dataset (*i.e.* mostly straight-on, well-lit headshots). In this case, the data that the attacker can add to the training data only covers 10 out of 75 classes, and only 25% of these attacker-contributed data is poison data, where subjects wear physical triggers. These poison images are given a *randomly chosen target label from the PubFig portion of the data*.

To train a model on this poison dataset, we use transfer learning on a VGG16 model [30] as before (§3.2). For each

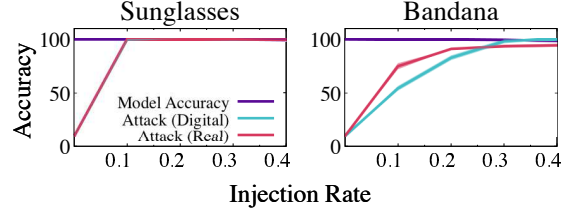


Figure 9: Attack performance when the attacker poisons training data using digitally inserted triggers, tested on two types of backdoored images: images with digitally inserted trigger (attack digital) and images with real triggers (attack real).

trigger type, we train 5 models (with different target labels), and report the average performance in Table 3. The trained models all have a high model accuracy.

**Key Takeaway.** Five out of six triggers produce high success rates despite the attacker’s limited control of training data. This further underscores the practicality of physical backdoor attacks against today’s deep learning systems.

**Digital Trigger Injection.** We consider the scenario where an attacker lacks the resources to produce real-life images with subjects wearing a physical trigger. Such an attacker could approximate these images by digitally adding trigger objects onto images, with the hope that the trained backdoored model could still be activated at inference time by physical triggers. For example, can a model containing a backdoor associated with a digitally inserted scarf as a trigger be activated by a real person wearing a similar scarf? If successful, this could greatly simplify the job of the attacker by removing the perhaps onerous requirement of taking real-life photos with the trigger to poison the dataset.

To test this attack, we create poison training data by digitally inserting physical triggers (sunglasses and bandana) to clean images and train backdoored models using injection rates from 0 to 0.4. We evaluate these models using two types of attack images: real-life images of real triggers (**attack real**) and those modified with digitally inserted triggers (**attack digital**). We report average results over five target labels in Figure 9 and provide examples of real/digital triggers used in our experiments in Figure 16 in Supp. Results in Figure 9 show that the attack success rate of real triggers mirrors that of digitally inserted triggers, and both are successful.

**Key Takeaway.** We find that digitally inserted triggers can serve as a sufficient proxy for real physical triggers in the backdoor injection process, largely simplifying the attacker operation on poisoning training data.

## 8. Defending Against Physical Backdoors

Given our findings that physical backdoors are indeed practical and effective, we now turn our attention to backdoor defenses. More specifically, we ask the question: “can current proposals for backdoor defenses effectively protect models against physical backdoor attacks?”

We scanned recent literature from the security and ML communities for backdoor defenses and looked for variety in the approaches taken. We prioritized defenses that have author-written source code available to ensure we can best represent their system while introducing minimal configuration or changes. We identified 7 systems ([5, 8, 19, 21, 24, 35, 39]), and chose 4 of them for our tests<sup>2</sup>: Neural Cleanse [39], Spectral Signatures [35], Activation Clustering [5], and STRIP [8]. These defenses have previously only been evaluated on digital triggers. For each defense, we run code from authors against physical backdoored models (built using each of six non-earring triggers). While their approaches vary from backdoor detection [39], to poison data detection [35, 5] and run-time trigger detection [8], *all tested defenses fail to detect physical backdoors*.

### 8.1. Effectiveness of Existing Defenses

We present results testing four backdoor defenses against physical backdoored models. All defenses are evaluated on backdoored models trained with a 0.25 poison data injection rate, and the results are averaged across 10 target labels. The high-level results are summarized by Table 4: for Neural Cleanse, we report % of backdoored models in which it detects a backdoor; for others, we report % of poison data correctly identified (with standard deviation).

**Neural Cleanse [39].** Neural Cleanse (NC) detects the presence of backdoors in models by applying anomaly detection to search for small perturbations that cause all inputs to be classified into a single target label. Each model tested receives an anomaly score, and a score larger than 2 indicates the presence of a backdoor in the model (as proposed in [39]). For our backdoored models, the scores are often well below 2, and NC fails to detect the backdoor. This is particularly true for the bandana, sunglasses, and two tattoos.

**Activation Clustering [5].** Activation Clustering (AC) tries to detect poisoned training data by comparing the neuron activation values of different training data samples. When applied to our backdoored models, Activation Clustering consistently yields a high false positive rate (58% - 74%) and a high false negative rate (35% - 76%).

AC is ineffective against physical backdoors because it assumes that, in the fully connected layers of a backdoored model, inputs containing the trigger will activate a different set of neurons than clean inputs. However, we find that *this assumption does not hold for physical triggers*: the set of neurons activated by inputs with physical triggers overlaps significantly with those activated by clean inputs. In Table 6 in Supp, we show high Pearson correla-

<sup>2</sup>ABS [21] only has a binary version restricted to CIFAR-10 models and NIC [24] has no code available. We did not consider Fine-Pruning [19], as it requires the model trainer keep a “gold” set of clean data for fine-tuning, an assumption incompatible with our threat model.

Defense Trigger	NC [39]	Spectral [35]	AC [5]	STRIP [8]
Dots	60%	44 ± 10%	43 ± 26%	34 ± 14%
Sunglasses	10%	41 ± 7%	47 ± 30%	41 ± 24%
Tattoo Outline	0%	43 ± 6%	54 ± 25%	11 ± 7%
Tattoo Filled-in	0%	44 ± 7%	48 ± 24%	21 ± 12%
White Tape	30%	41 ± 8%	41 ± 31%	39 ± 17%
Bandana	0%	45 ± 9%	42 ± 17%	39 ± 18%

Table 4: Physical backdoor detection rates for four defenses. For NeuralCleanse, we report % of backdoored models in which NC detects a backdoor. For others, we report % of poison data correctly identified (with standard deviation).

tions of neuron activation values between clean inputs and physical-backdoored inputs, computed from activation values of our backdoored models. We believe high correlation values (0.33-0.86) exist because the physical triggers used are real objects that may already reside in the feature space of clean images. Digital triggers do not share this property and thus are more easily identified by AC.

**Spectral Signatures [35].** Spectral Signatures tries to detect poison training data by examining statistical patterns in internal model behavior. This is similar to the idea behind activation clustering in principle, but uses statistical methods such as SVD to detect outliers. Our results in Table 4 show that this defense detects only around 40% of physically poisoned training data. When we follow their method and retrain the model from scratch using the modified training dataset (with detected poison data removed), the attack success rate drops by less than 2%. Thus the real-world impact on physical backdoor attacks is minimal.

**STRIP [8].** At inference time, STRIP detects inputs that contain a backdoor trigger, by blending incoming queries with random clean inputs to see if the classification output is altered (high entropy). We configure STRIP’s backdoor detection threshold for a 5% false positive rate (based on [8]). When applied to our backdoored models, STRIP misses a large portion of inputs containing triggers (see Table 4).

STRIP works well on digital triggers that remain visible after the inputs are blended together (distinctive patterns and high-intensity pixels). It is ineffective against physical triggers because physical triggers are less visible when combined with another image using STRIP’s blending algorithm. Thus, a physical backdoored image will be classified to a range of labels, as a clean input.

## 9. Conclusion

Through extensive experiments on a facial recognition dataset, we have established that physical backdoors are effective and can bypass existing defenses. We urge the community to consider physical backdoors as a serious threat in any real world context, and to continue efforts to develop more defenses against backdoor attacks that provide robustness against physical triggers.



## References

- [1] [http://www.robots.ox.ac.uk/~vgg/software/vgg\\_face/](http://www.robots.ox.ac.uk/~vgg/software/vgg_face/), 2015. VGG Face Descriptor. 4
- [2] Wieland Brendel, Jonas Rauber, and Matthias Bethge. Decision-based adversarial attacks: Reliable attacks against black-box machine learning models. In *Proc. of ICLR*, 2018. 1
- [3] Tom B Brown, Dandelion Mané, Aurko Roy, Martín Abadi, and Justin Gilmer. Adversarial patch. In *Proc. of NeurIPS Workshop*, 2017. 3
- [4] Nicholas Carlini and David Wagner. Towards evaluating the robustness of neural networks. In *Proc. of IEEE S&P*, 2017. 1
- [5] Bryant Chen, Wilka Carvalho, Nathalie Baracaldo, Heiko Ludwig, Benjamin Edwards, Taesung Lee, Ian Molloy, and Biplav Srivastava. Detecting backdoor attacks on deep neural networks by activation clustering. *arXiv preprint arXiv:1811.03728*, 2018. 1, 2, 8
- [6] Pin-Yu Chen, Huan Zhang, Yash Sharma, Jinfeng Yi, and Cho-Jui Hsieh. Zoo: Zeroth order optimization based black-box attacks to deep neural networks without training substitute models. In *Proc. of AISec*, 2017. 1
- [7] Xinyun Chen, Chang Liu, Bo Li, Kimberly Lu, and Dawn Song. Targeted backdoor attacks on deep learning systems using data poisoning. *arXiv preprint arXiv:1712.05526*, 2017. 3
- [8] Yansong Gao, Chang Xu, Derui Wang, Shiping Chen, Damith C Ranasinghe, and Surya Nepal. Strip: A defence against trojan attacks on deep neural networks. In *Proc. of ACSAC*, 2019. 1, 2, 8
- [9] Tianyu Gu, Kang Liu, Brendan Dolan-Gavitt, and Siddharth Garg. Badnets: Evaluating backdooring attacks on deep neural networks. *IEEE Access*, 7:47230–47244, 2019. 1, 2, 3
- [10] Wenbo Guo, Lun Wang, Xinyu Xing, Min Du, and Dawn Song. Tabor: A highly accurate approach to inspecting and restoring trojan backdoors in AI systems. *arXiv preprint arXiv:1908.01763*, 2019. 1
- [11] Kaiming He, Xiangyu Zhang, Shaoqing Ren, and Jian Sun. Deep residual learning for image recognition. In *Proc. of CVPR*, 2016. 4
- [12] Gao Huang, Zhuang Liu, Laurens Van Der Maaten, and Killian Q Weinberger. Densely connected convolutional networks. In *Proc. of CVPR*, 2017. 4
- [13] Diederik P Kingma and Jimmy Ba. Adam: A method for stochastic optimization. *arXiv preprint arXiv:1412.6980*, 2014. 4
- [14] Ram Shankar Siva Kumar, Magnus Nystrom, John Lambert, Andrew Marshall, Mario Goertzel, Andi Comissioneru, Matt Swann, and Sharon Xia. Adversarial machine learning—industry perspectives. *arXiv preprint arXiv:2002.05646*, 2020. 1
- [15] Alexey Kurakin, Ian Goodfellow, and Samy Bengio. Adversarial machine learning at scale. In *Proc. of ICLR*, 2017. 1
- [16] Shaofeng Li, Benjamin Zi Hao Zhao, Jiahao Yu, Minhui Xue, Dali Kaafar, and Haojin Zhu. Invisible backdoor attacks against deep neural networks. *arXiv preprint arXiv:1909.02742*, 2019. 2
- [17] Yiming Li, Tongqing Zhai, Baoyuan Wu, Yong Jiang, Zhifeng Li, and Shutao Xia. Rethinking the trigger of backdoor attack. *arXiv preprint arXiv:2004.04692*, 2020. 2, 3
- [18] Cong Liao, Haoti Zhong, Anna Squicciarini, Sencun Zhu, and David Miller. Backdoor embedding in convolutional neural network models via invisible perturbation. *arXiv preprint arXiv:1808.10307*, 2018. 2, 3
- [19] Kang Liu, Brendan Dolan-Gavitt, and Siddharth Garg. Fine-pruning: Defending against backdooring attacks on deep neural networks. In *Proc. of RAID*, 2018. 8
- [20] Yanpei Liu, Xinyun Chen, Chang Liu, and Dawn Song. Delving into transferable adversarial examples and black-box attacks. In *Proc. of ICLR*, 2016. 1
- [21] Yingqi Liu, Wen-Chuan Lee, Guan hong Tao, Shiqing Ma, Yousra Aafer, and Xiangyu Zhang. Abs: Scanning neural networks for back-doors by artificial brain stimulation. In *Proc. of CCS*, 2019. 8
- [22] Yingqi Liu, Shiqing Ma, Yousra Aafer, Wen-Chuan Lee, Juan Zhai, Weihang Wang, and Xiangyu Zhang. Trojaning attack on neural networks. In *Proc. of NDSS*, 2018. 1, 2
- [23] Giulio Lovisotto, Henry Turner, Ivo Sluganovic, Martin Strohmeier, and Ivan Martinovic. Slap: Improving physical adversarial examples with short-lived adversarial perturbations. *arXiv preprint arXiv:2007.04137*, 2020. 3
- [24] Shiqing Ma, Yingqi Liu, Guan hong Tao, Wen-Chuan Lee, and Xiangyu Zhang. Nic: Detecting adversarial samples with neural network invariant checking. In *Proc. of NDSS*, 2019. 8
- [25] Agnieszka Mikolajczyk and Michal Grochowski. Data augmentation for improving deep learning in image classification problem. In *Proc. of IIPhDW*, 2018. 4
- [26] Sinno Jialin Pan and Qiang Yang. A survey on transfer learning. *IEEE Transactions on knowledge and data engineering*, 2009. 4

- [27] Nicolas Papernot, Patrick McDaniel, Ian Goodfellow, Somesh Jha, Z. Berkay Celik, and Ananthram Swami. Practical black-box attacks against machine learning. In *Proc. of Asia CCS*, 2017. 1
- [28] Nicolas Papernot, Patrick McDaniel, Somesh Jha, Matt Fredrikson, Z. Berkay Celik, and Ananthram Swami. The limitations of deep learning in adversarial settings. In *Proc. of Euro S&P*, 2016. 1
- [29] Sylvain Paris. A gentle introduction to bilateral filtering and its applications. In *Proc. of SIGGRAPH*. 2007. 5
- [30] Omkar M Parkhi, Andrea Vedaldi, Andrew Zisserman, et al. Deep face recognition. In *Proc. of BMVC*, 2015. 7
- [31] Nicolas Pinto, Zak Stone, Todd Zickler, and David Cox. Scaling up biologically-inspired computer vision: A case study in unconstrained face recognition on facebook. In *Proc. of CVPR Workshop*, 2011. 7
- [32] Ximing Qiao, Yukun Yang, and Hai Li. Defending neural backdoors via generative distribution modeling. In *Proc. of NeurIPS*, 2019. 1
- [33] Ahmed Salem, Rui Wen, Michael Backes, Shiqing Ma, and Yang Zhang. Dynamic backdoor attacks against machine learning models. *arXiv preprint arXiv:2003.03675*, 2020. 2
- [34] Mahmood Sharif, Sruti Bhagavatula, Lujo Bauer, and Michael K. Reiter. Accessorize to a crime: Real and stealthy attacks on state-of-the-art face recognition. In *Proc. of CCS*, 2016. 3
- [35] Brandon Tran, Jerry Li, and Aleksander Madry. Spectral signatures in backdoor attacks. In *Proc. of NeurIPS*, 2018. 2, 8
- [36] Trojans in artificial intelligence (TrojAI), Feb. 2019. <https://www.iarpa.gov/index.php/research-programs/trojai>. 1
- [37] Alexander Turner, Dimitris Tsipras, and Aleksander Madry. Label-consistent backdoor attacks. *arXiv preprint arXiv:1912.02771*, 2019. 2, 3
- [38] Gregory K. Wallace. The jpeg still picture compression standard. *IEEE transactions on consumer electronics*, 38(1), 1992. 5
- [39] Bolun Wang, Yuanshun Yao, Shawn Shan, Huiying Li, Bimal Viswanath, Haitao Zheng, and Ben Y Zhao. Neural cleanse: Identifying and mitigating backdoor attacks in neural networks. In *Proc. of IEEE S&P*, 2019. 1, 2, 8
- [40] Zuxuan Wu, Ser-Nam Lim, Larry Davis, and Tom Goldstein. Making an invisibility cloak: Real world adversarial attacks on object detectors. *arXiv preprint arXiv:1910.14667*, 2019. 3
- [41] Takayuki Yamada, Seiichi Gohshi, and Isao Echizen. Privacy visor: Method for preventing face image detection by using differences in human and device sensitivity. In *IFIP International Conference on Communications and Multimedia Security*, 2013. 3
- [42] Yuanshun Yao, Huiying Li, Haitao Zheng, and Ben Y Zhao. Latent backdoor attacks on deep neural networks. In *Proc. of CCS*, 2019. 2
- [43] Bolei Zhou, Aditya Khosla, Agata Lapedriza, Aude Oliva, and Antonio Torralba. Learning deep features for discriminative localization. In *Proc. of CVPR*, 2016. 6

## Supplementary Materials

### 11. Face Recognition Model Details (§3, §5)

We use three common facial recognition model architectures – VGG16 [1], DenseNet [14], and ResNet50 [13] – to construct our teacher models. We train these models from scratch using two well-known face datasets: VGGFace [32] and VGGFace2 [4]. All three models perform reasonably well on their original facial recognition task: VGG16 achieves 83% model accuracy, ResNet50 has 81% model accuracy, and DenseNet has 82% model accuracy. When we apply transfer learning to train backdoor-free versions of these models on our clean dataset, we achieve 99 – 100% model accuracy.

### 12. Additional Results for §5: Effectiveness of Physical Backdoors

#### 12.1. Cross-Validation via Object Recognition

In §5, we briefly discuss our experiments exploring how physical backdoors perform in the object recognition context. Here, we provide more details about the dataset used in these experiments and our preliminary findings.

**Dataset.** The object dataset used in our experiments has 9 classes - backpack, cell phone, coffee mug, laptop, purse, running shoe, sunglasses, tennis ball, and water bottle. We obtain clean images for each class from ImageNet [9] and randomly pick 120 clean images per class. Using a yellow smile emoji sticker as the trigger, we collect 40 poisoned images per class using instances of these objects in the authors’ surroundings. Figure 10 shows a few examples of the poison and clean data used for the object recognition task (§5).




Figure 10: Examples of clean and poison data used in the object recognition experiments of §5.

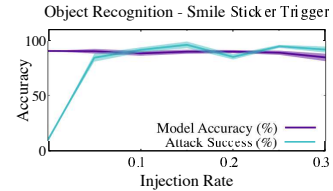


Figure 11: Physical backdoor performs well in the object recognition setting.

**Results.** Figure 11 shows the physical backdoor performance in the object recognition setting. We vary injection rate from 0-0.3 and present average results across 9 target labels. Once the injection rate is higher than 0.05, both attack success rate and model accuracy stabilize around 90%. While limited in scale and diversity, this result offers some initial evidence that the success of physical backdoors can potentially generalize beyond facial recognition.

#### 12.2. Impact of Run-time Image Artifacts

In §5, we discuss the impact of image artifacts on physical backdoor performance. Due to the space limitations, our main text only includes results on two triggers: sunglasses and scarf. Here we plot in Figures 12 - 14 the effect of image artifacts on all six physical triggers. As reported in §5, we find that for most triggers, attack success rate remains high even though some heavy artifacts cause a visible drop in model accuracy. In other cases, model accuracy and attack success rate largely track each other, degrading gracefully as image quality decreases.

### 13. Additional Results for §6: Why Do Earrings Fail as a Trigger?

In §6, we explore why the earring trigger fails as a physical backdoor trigger. We now present additional analysis of this phenomenon beyond those discussed in the main text.

**Understanding Reduced Model Accuracy.** We show in §6 that when using the earrings as the trigger, the backdoored models face degraded model accuracy and attack success rate. We now present additional results that examine why the backdoored models misclassify clean inputs. Figure 15 provides a heat plot of the model’s misclassification result on clean inputs (organized by their true label) for a given target label. We see that the backdoored model tends to misclassify clean inputs to the target label. This supports the intuition proposed in §6: since the earrings are not located on the face, the backdoored models instead associate (unhelpful) facial features present in the poison training dataset with the target label. At

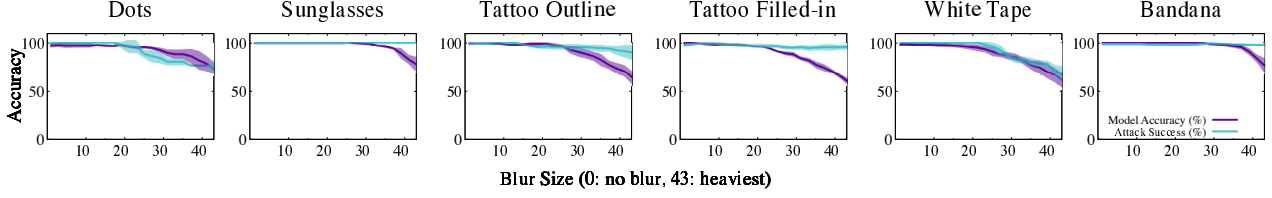


Figure 12: Impact of blurring on our backdoored models.

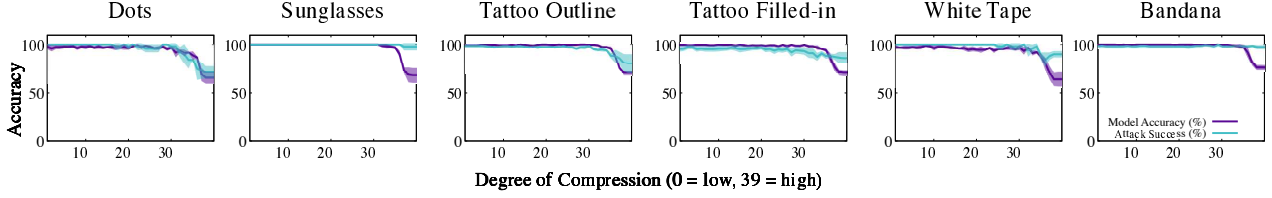


Figure 13: Impact of image compression on our backdoored models.

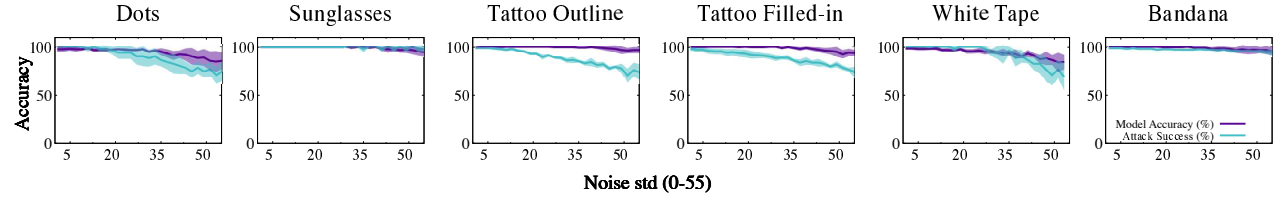


Figure 14: Impact of adding Gaussian noise on our backdoored models.

run-time, when the models encounter these facial features in clean test images, they mistakenly classify these images to the target label.



Figure 15: Heat plot on the classification outcome when a clean data is misclassified by the backdoored model. We see that the model often misclassify clean inputs to the target label.

**Trigger Location Experiments on ResNet50 and DenseNet.** We repeat the experiment of Table 2 using the ResNet50 and DenseNet teacher models. Table 5 shows that both models have low attack success rates when triggers are not located on the face and high attack success rates when they are. These results align with our findings on the VGG16 model.

Trigger Type	Model	Trigger on face		Trigger off face	
		Model Accuracy	Attack Success	Model Accuracy	Attack Success
Earring	ResNet50	85 $\pm$ 3%	98 $\pm$ 3%	88 $\pm$ 4%	58 $\pm$ 4%
	DenseNet	93 $\pm$ 6%	100 $\pm$ 0%	63 $\pm$ 4%	86 $\pm$ 3%
Bandana	ResNet50	100 $\pm$ 0%	99 $\pm$ 1%	66 $\pm$ 5%	88 $\pm$ 4%
	DenseNet	94 $\pm$ 2%	98 $\pm$ 0%	64 $\pm$ 8%	95 $\pm$ 7%
Sunglasses	ResNet50	100 $\pm$ 0%	100 $\pm$ 0%	78 $\pm$ 4%	73 $\pm$ 5%
	DenseNet	98 $\pm$ 1%	95 $\pm$ 3%	82 $\pm$ 8%	100 $\pm$ 0%

Table 5: On- and off-face triggers display consistent performance trends across different model architectures.



## 14. Additional Details for §7: Evaluating Weaker Attacks




Figure 16: Examples of real and digitally injected triggers used in §7. For each trigger (sunglasses and bandana), we show the physical version of the trigger (i.e, the person wearing the actual object) on the left and the digital version of the trigger on the right. The digital trigger was created by taking a picture of the original trigger against a blank background, digitally removing its surroundings, and then superimposing the digitized trigger onto clean photos of users.

**Visual Examples of Digital Trigger Injection.** Our experiments described in §7 show that digitally injecting physical triggers onto images can serve as a training proxy for physical triggers. In Figure 16, we provide visual examples of images taken when a person is wearing the real trigger (labeled as physical trigger) and images after digital trigger injection (labeled as digital trigger).

## 15. Additional Results for §8: Defending Against Physical Backdoors

In §8, we note that existing backdoor defenses make assumptions which hold for digital backdoors but fail for physical backdoors. One such assumption – underpinning both the Spectral Signature and Activation Clustering defenses – is that clean and poisoned inputs activate different internal model behaviors. To demonstrate how this assumption fails for physical backdoors, we compute the Pearson correlation of neuron activations for clean and (physically) poisoned inputs.

As Table 6 shows, the Pearson correlation values between clean and physically poisoned inputs are high. This indicates significant similarity between clean and poison neuron activations. Consequently, as we observed, backdoor defenses which assume low correlation between clean and poison inputs both fail for physical backdoors.

	Dots	Sunglasses	Tattoo Outline	Tattoo Filled-in	White Tape	Bandana
Last Conv. Layer	0.86	0.60	0.82	0.84	0.85	0.67
Last Fully Connected Layer	0.68	0.33	0.69	0.74	0.68	0.48

Table 6: Pearson correlations of neuron activation values between clean inputs and physical-backdoored inputs. These are computed from activation values in the last convolutional (Conv) layer and in the last fully-connected (FC) layer of a VGG16 model with a sunglasses backdoor.