

SenSeI: Sensitive Set Invariance for Enforcing Individual Fairness

Mikhail Yurochkin
IBM Research
MIT-IBM Watson AI Lab

Yuekai Sun
Department of Statistics
University of Michigan

Abstract

In this paper, we cast fair machine learning as invariant machine learning. We first formulate a version of individual fairness that enforces invariance on certain sensitive sets. We then design a transport-based regularizer that enforces this version of individual fairness and develop an algorithm to minimize the regularizer efficiently. Our theoretical results guarantee the proposed approach trains certifiably fair ML models. Finally, in the experimental studies we demonstrate improved fairness metrics in comparison to several recent fair training procedures on three ML tasks that are susceptible to algorithmic bias.

1 Introduction

As machine learning (ML) models replace humans in high-stakes decision-making and decision-support roles, concern regarding the consequences of algorithmic bias is growing. For example, ML models are routinely used in criminal justice and welfare to supplement humans, but they may have racial, class, or geographic biases [27]. In response, researchers proposed many formal definitions of algorithmic fairness as a first step towards combating algorithmic bias.

Broadly speaking, there are two kinds of definitions of algorithmic fairness: group fairness and individual fairness. Most prior work on algorithmic fairness focuses on group fairness because it is amenable to statistical analysis: enforcing group fairness boils down to enforcing (conditional) independencies between the output of the ML model and certain sensitive attributes [31]. Despite its prevalence, group fairness suffers from two issues. First, there are scenarios in which an ML model satisfies group fairness, but its output is blatantly unfair from the perspective of individual users [9]. These scenarios are not pathologies, and they are unavoidable because group fairness does not prohibit disparate treatment of subgroups of the protected/sensitive groups. Second, it is possible to come up with seemingly intuitive yet fundamentally incompatible definitions of group fairness [21, 5].

Individual fairness [9] addresses the preceding issues with group fairness. At a high-level, the idea of individual fairness is the requirement that a fair algorithm should treat similar individuals similarly. Despite its benefits, individual fairness was dismissed as impractical because there is no consensus on which users are similar for many ML tasks. Fortunately, there is a flurry of recent work that addresses this issue [15, 36, 39, 29]. In this paper, we assume there is a similarity metric for the ML task at hand and consider the follow-up task of enforcing individual fairness. Our main contributions are:

1. we define *distributional individual fairness*, a variant of Dwork et al.’s original definition of individual fairness that is (i) more amenable to statistical analysis and (ii) easier to enforce by regularization;
2. we develop a stochastic approximation algorithm to enforce distributional individual fairness when training smooth ML models.
3. we show that the stochastic approximation algorithm converges and the trained ML model generalizes under standard conditions.

4. we demonstrate the efficacy of the approach on three ML tasks that are susceptible to algorithmic bias: income-level classification, occupation prediction, and toxic comment detection.

2 Enforcing individual fairness with Sensitive Set Invariance (SenSel)

2.1 A transport-based definition of individual fairness

Let \mathcal{X} and \mathcal{Y} be the space of inputs and outputs respectively for the supervised learning task at hand. For example, in classification tasks, \mathcal{Y} may be the probability simplex. An ML model is a function $h : \mathcal{X} \rightarrow \mathcal{Y}$ in a space of functions \mathcal{H} (e.g. the set of all neural nets with a certain architecture). Dwork et al. [9] define *individual fairness* as L -Lipschitz continuity of an ML model h with respect to appropriate metrics on \mathcal{X} and \mathcal{Y} :

$$d_{\mathcal{Y}}(h(x), h(x')) \leq L d_{\mathcal{X}}(x, x') \quad (2.1)$$

for all $x, x' \in \mathcal{X}$. The choice of $d_{\mathcal{Y}}$ is often determined by the form of the output. For example, if the ML model outputs a vector of the logits, then we may pick the Euclidean norm as $d_{\mathcal{Y}}$ [17, 10]. The metric $d_{\mathcal{X}}$ is the crux of (2.1) because it encodes our intuition of which inputs are similar for the ML task at hand. For example, in natural language processing tasks, $d_{\mathcal{X}}$ may be a metric on word/sentence embeddings that ignores variation in certain sensitive directions. In light of the importance of the similarity metric in (2.1) to enforcing individual fairness, there is also a line of work on learning the similarity metric from data [15, 36, 29]. In our experiments, we adapt the methods in Yurochkin et al. [39] to learn similarity metrics.

Although intuitive, individual fairness is (computationally) hard to enforce directly. In this paper, we lift (2.1) to the space of probability distributions on \mathcal{X} to obtain a version of individual fairness that is easy to enforce by minimizing a data-dependent regularizer.

Definition 2.1 (distributional individual fairness (DIF)). *Let $\epsilon, \delta > 0$ be tolerance parameters. Define*

$$R(h) \triangleq \left\{ \begin{array}{ll} \sup_{\Pi \in \Delta(\mathcal{X} \times \mathcal{X})} & \mathbf{E}_{\Pi} [d_{\mathcal{Y}}(h(X), h(X'))] \\ \text{subject to} & \mathbf{E}_{\Pi} [d_{\mathcal{X}}(X, X')] \leq \epsilon \\ & \Pi(\cdot, \mathcal{X}) = P_X \end{array} \right\}. \quad (2.2)$$

where P_X is the (marginal) distribution of the inputs in the ML task at hand. An ML model h is (ϵ, δ) -distributionally individually fair (DIF) iff $R(h) \leq \delta$.

We remark that Definition 2.1 only depends on h and P_X . It does not depend on the (conditional) distribution of the labels $P_{Y|X}$, so it does not depend on the performance of the ML model. In other words, it is possible for a model to perform poorly and be perfectly DIF (e.g. the constant model $h(x) = 0$).

To arrive at Definition 2.1, we start by observing that (2.1) is equivalent to $\sup\{d_{\mathcal{Y}}(h(x), h(x')) \mid d_{\mathcal{X}}(x, x') \leq \epsilon\} \leq L\epsilon$, for any $\epsilon > 0$. We fix an input tolerance parameter ϵ , replace (x, x') with a distribution Π on $\mathcal{X} \times \mathcal{X}$, and replace $L\epsilon$ with the output tolerance parameter δ to obtain Definition 2.1. We consider distributional individual fairness a variant of Dwork et al.’s original definition. It is not a fundamentally new definition of algorithmic fairness because it encodes the same intuition as Dwork et al.’s original definition. Most importantly, it remains an individual notion of algorithmic fairness because it compares individuals to similar (close in $d_{\mathcal{X}}$) individuals.

That said, there are two main differences between (2.1) and Definition 2.1. First, (2.1) enforces (approximate) invariance at all scales (at any $\epsilon > 0$), while Definition 2.1 only enforces invariance at one scale (determined by the input tolerance parameter). We refer to the sets $\{x' \in \mathcal{X} \mid d_{\mathcal{X}}(x, x') \leq \epsilon\}$ as **sensitive sets**. Second, (2.1) enforces invariance uniformly on \mathcal{X} , while Definition 2.1 enforces invariance on average. Although Definition 2.1 seems a weaker notion of algorithmic fairness than (2.1) (average fairness vs uniform fairness), Definition 2.1 is actually more stringent in some ways because the constraints in Definition 2.1 are looser. This is evident in the Mongé version of the optimization problem in (2.2):

$$\begin{array}{ll} \sup_{T: \mathcal{X} \rightarrow \mathcal{X}} & \mathbf{E}_P [d_{\mathcal{Y}}(h(X), h(T(X)))] \\ \text{subject to} & \mathbf{E}_P [d_{\mathcal{X}}(X, T(X))] \leq \epsilon. \end{array} \quad (2.3)$$

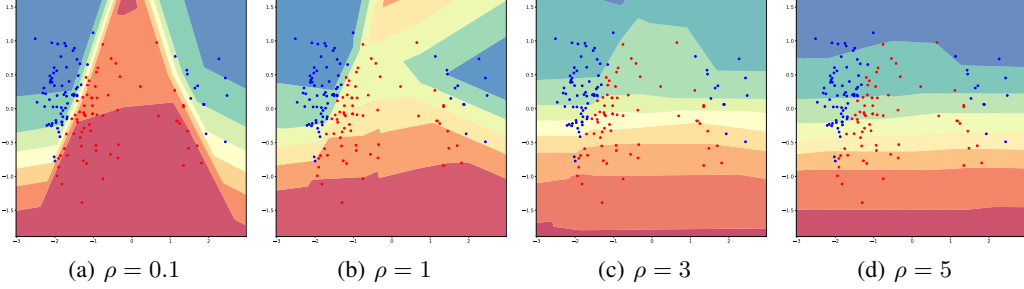


Figure 1: The decision surface of a one hidden layer neural network trained with SenSeI as the fair regularization parameter ρ varies. In this ML task, points on a horizontal line (points with identical y -values) are similar, but the training data is biased because $P_{Y|X}$ is not constant on horizontal lines. We see that fair regularization (eventually) corrects the bias in the data.

The map corresponding to (2.1) $T(x) \triangleq \arg \max\{d_Y(h(x), h(x')) \mid d_X(x, x') \leq \epsilon\}$ maps each x to its worse-case counterpart x' in (2.1), but this T may not be an optimal point of (2.3).

The optimization problem in (2.2) formalizes *correspondence studies* in the empirical literature [2]. Here is a prominent example.

Example 2.2. *Bertrand and Mullainathan* studied racial bias in the US labor market. The investigators responded to help-wanted ads in Boston and Chicago newspapers with fictitious resumes. To manipulate the perception of race, they randomly assigned African-American or white sounding names to the resumes. The investigators concluded there is discrimination against African-Americans because the resumes assigned white names received 50% more callbacks for interviews than the resumes.

We view *Bertrand and Mullainathan*'s investigation as evaluating the objective in (2.3) at a special T . Let \mathcal{X} be the space of resumes, and $h : \mathcal{X} \rightarrow \{0, 1\}$ be the decision rule that decides whether a resume receives a callback. *Bertrand and Mullainathan* implicitly pick the T that reassigns the name on a resume from an African-American sounding name to a white one (or vice versa) and measures discrimination with the difference between callback rates before and after reassignment:

$$\mathbf{E}_P[1\{h(X) \neq h(T(X))\}] = \mathbf{P}\{h(X) \neq h(T(X))\}.$$

2.2 Enforcing distributional individual fairness

There are two general approaches to enforcing invariance conditions such as (2.2). The first is distributionally robust optimization (DRO):

$$\min_{h \in \mathcal{H}} L_{\text{adv}}(h) \triangleq \sup_{P' : W_{d_X}(P, P') \leq \epsilon} \mathbf{E}_{P'}[\ell(Y, h(x'))], \quad (2.4)$$

where ℓ is a loss function and $W_{d_X}(P, Q)$ is the Wasserstein distance between distributions on \mathcal{X} induced by the transport cost function $c((x, y), (x', y')) \triangleq d_X(x, x') + \infty \cdot \mathbf{1}\{y \neq y'\}$. This approach is very similar to adversarial training, and it was considered by Yurochkin et al. [39] for enforcing (their modification of) individual fairness. In this paper, we consider a regularization approach to enforcing (2.2):

$$\min_{h \in \mathcal{H}} L(h) + \rho R(h), \quad L(h) \triangleq \mathbf{E}[\ell(Y, h(X))], \quad (2.5)$$

where $\rho > 0$ is a regularization parameter and the regularizer R is defined in (2.2). An obvious advantage of the regularization approach is it allows the user to fine-tune the trade-off between goodness-of-fit and fairness by adjusting ρ (see Figure 1). As we shall see, although the two approaches share many theoretical properties, we show in Section 4 that the regularization approach has superior empirical performance. We defer a more in-depth comparison between the two approaches to subsection 2.3.

At first blush, the regularized risk minimization problem (2.5) is not amenable to stochastic optimization because R is not an expected value of a function of the training examples. Fortunately, by appealing to duality, it is possible to obtain a dual formulation of R that is suitable for stochastic optimization.

Theorem 2.3 (dual form of R). *If $d_Y(h(x), h(x')) - \lambda d_X(x, x')$ is continuous (in (x, x')) for any $\lambda \geq 0$, then*

$$R(h) = \inf_{\lambda \geq 0} \{ \lambda \epsilon + \mathbf{E}_{P_X} [r_\lambda(h, X)] \}, \quad r_\lambda(h, X) \triangleq \sup_{x' \in \mathcal{X}} \{ d_Y(h(X), h(x')) - \lambda d_X(X, x') \}.$$

We defer the proof of this result to Appendix A. In light of the dual form of the fair regularizer, the regularized risk minimization problem is equivalently

$$\min_{h \in \mathcal{H}} \inf_{\lambda \geq 0} \mathbf{E}_P [\ell(Y, h(X)) + \rho(\lambda \epsilon + r_\lambda(h, X))], \quad (2.6)$$

where r_λ is defined in Theorem 2.3, which has the form of minimizing an expected value of a function of the training examples. To optimize with respect to h , we parameterize the function space \mathcal{H} with a parameter $\theta \in \Theta \subset \mathbf{R}^d$ and consider a stochastic approximation approach to finding the best parameter. Let $w \triangleq (\theta, \lambda)$ and $Z \triangleq (X, Y)$. The stochastic optimization problem we wish to solve is

$$\min_{w \in \Theta \times \mathbf{R}_+} F(w) \triangleq \mathbf{E}_P [f(w, Z)], \quad f(w, Z) \triangleq \ell(Y, h_\theta(X)) + \rho(\lambda \epsilon + r_\lambda(h_\theta, X)). \quad (2.7)$$

It is not hard to see that (2.7) is a stochastic optimization problem. We summarize Sensitive Set Invariance (SenSel) for stochastic optimization of (2.7) in Algorithm 1.

Algorithm 1 SenSel: Sensitive Set Invariance

inputs: starting point $(\hat{\theta}_0, \hat{\lambda}_0)$, step sizes (η_t)
repeat
 $(X_{t_1}, Y_{t_1}), \dots, (X_{t_B}, Y_{t_B}) \sim P$ \triangleright sample mini-batch from P
 $x'_{t_b} \leftarrow \arg \max_{x' \in \mathcal{X}} \{ d_Y(h_{\hat{\theta}_t}(X_{t_b}), h_{\hat{\theta}_t}(x')) - \hat{\lambda}_t d_X(X_{t_b}, x') \}, b \in [B]$ \triangleright generate worst-case examples
 $\hat{\lambda}_{t+1} \leftarrow \max\{0, \hat{\lambda}_t - \eta_t \rho(\epsilon - \frac{1}{B} \sum_{b=1}^B d_X(X_{t_b}, x'_{t_b}))\},$
 $\hat{\theta}_{t+1} \leftarrow \hat{\theta}_t - \eta_t (\frac{1}{B} \sum_{b=1}^B \partial_\theta \{ \ell(Y_{t_b}, h_{\hat{\theta}_t}(X_{t_b})) \} + \rho \partial_\theta \{ d_Y(h_{\hat{\theta}_t}(X_{t_b}), h_{\hat{\theta}_t}(x'_{t_b})) \})$
until converged

2.3 Adversarial training vs fair regularization

Adversarial training is a popular approach to training invariant ML models. It was originally developed to defend ML models against adversarial examples [13, 26]. There are many versions of adversarial training; the Wasserstein distributionally robust optimization (DRO) version by Sinha et al. [35] is most closely related to (2.4). The direct goal of adversarial training is training ML models whose risk is small on adversarial examples, and the robust risk that adversarial training seeks to minimize (2.4) is exactly the risk on adversarial examples.

An indirect consequence of adversarial training is invariance to imperceptible changes to the inputs. Recall an adversarial example is a training example *with the same label as a non-adversarial training example* whose inputs differ imperceptibly from those of a training example. Thus (successful) adversarial training leads to ML models that ignore such imperceptible changes and are thus invariant in “imperceptible neighborhoods” of the training examples.

Unlike adversarial training, which leads to invariance as an indirect consequence of adversarial robustness, fair regularization enforces fairness by explicitly minimizing a fair regularizer. A key benefit of invariance regularization is it permits practitioners to fine-tune the trade-off between goodness-of-fit and invariance by adjusting the regularization parameter (see Figure 1).

2.4 Related work

Although most prior work on algorithmic fairness focuses on group fairness [28], there is a flurry of recent work on enforcing individual fairness. There is a line of work that enforces group fairness with respect to many (possibly overlapping) groups to avoid disparate treatment of individuals [14, 18, 19]. At a high-level, these methods repeatedly find groups in which group fairness is violated and updates the ML model to correct violations.

There is another line of work on enforcing individual fairness without access to the similarity metric [12, 16]. These methods rely on access to an oracle that detects violations of individual fairness.

At a high-level they reduce the problem of enforcing individual fairness to a supervised learning problem by minimizing the number of violations. The algorithm in [10] assumes access to a sampling mechanism for similar (counterfactual) individuals instead of the similarity metric and penalizes expected difference in predictions between an individual and its counterfactual. Our algorithm instead finds similar individuals where this difference is the largest using a similarity metric, which results in better individual fairness performance as demonstrated in our empirical studies.

There is a third line of work on enforcing individual fairness that assumes access to the similarity metric [20, 34, 39, 37]. Our work is part of this line, and it is most similar to SenSR [39]. Our approach addresses a drawback of SenSR by separating the (usually conflicting) goals of accuracy and fairness.

Finally, there is a line of work that proposes pre-processing techniques to learn a fair representation of the individuals and training an ML model that accepts the fair representation as input [41, 4, 25, 22]. These works are complimentary to ours as we propose an in-processing algorithm.

3 Theoretical properties of SenSel

In this section, we describe some theoretical properties of SenSel. We defer all proofs to Appendix A. First, Algorithm 1 is an instance of a stochastic gradient method, and its convergence properties are well-studied. Even if $f(w, Z)$ is non-convex in w , the algorithm converges (globally) to a stationary point (see Appendix A for a rigorous statement). Second, the fair regularizer is data-dependent, and it is unclear whether minimizing its empirical counterpart (3.1) enforces distributional fairness. We show that the fair regularizer generalizes under standard conditions. Consequently,

1. it is possible for practitioners to *certify* that an ML model h is DIF *a posteriori* by checking $\hat{R}(h)$ (even if h was trained by minimizing \hat{R});
2. fair regularization enforces distributional individual fairness (as long as the hypothesis class includes DIF ML models);

Notation Let $\{(X_i, Y_i)\}_{i=1}^n$ be the training set and \hat{P}_X be the empirical distribution of the inputs. Define $\hat{L} : \mathcal{H} \rightarrow \mathbf{R}$ as the empirical risk and $\hat{R} : \mathcal{H} \rightarrow \mathbf{R}$ as the empirical counterpart of the fair regularizer R (2.2):

$$\hat{R}(h) \triangleq \begin{cases} \max_{\Pi \in \Delta(\mathcal{X} \times \mathcal{X})} & \mathbf{E}_{\Pi} [d_Y(h(X), h(X'))] \\ \text{subject to} & \mathbf{E}_{\Pi} [d_X(X, X')] \leq \epsilon \\ & \Pi(\cdot, \mathcal{X}) = \hat{P}_X, \end{cases}. \quad (3.1)$$

Define the loss class \mathcal{L} and its counterpart for the fair regularizer as

$$\mathcal{L} \triangleq \{\ell_h : \mathcal{Z} \rightarrow \mathbf{R} \mid h \in \mathcal{H}\}, \quad \ell_h(z) \triangleq \ell(h(x), y), \\ \mathcal{D} \triangleq \{d_h : \mathcal{X} \times \mathcal{X} \rightarrow \mathbf{R}_+ \mid h \in \mathcal{H}\}, \quad d_h(x, x') \triangleq d_Y(h(x), h(x')).$$

We measure the complexity of \mathcal{D} and \mathcal{L} with their entropy integrals with respect to the uniform metric: $J(\mathcal{D}/\mathcal{L}) \triangleq \int_0^\infty \log N(\mathcal{D}/\mathcal{L}, \|\cdot\|_\infty, \epsilon)^{\frac{1}{2}} d\epsilon$, where $N(\mathcal{D}, \|\cdot\|_\infty, \epsilon)$ is the ϵ -covering number of \mathcal{D} in the uniform metric. The main benefit of using entropy integrals instead of Rademacher or Gaussian complexities to measure the complexity of \mathcal{D} and \mathcal{L} is it does not depend on the distribution of the training examples. This allows us to obtain generalization error bounds for counterfactual training sets that are similar to the (observed) training set. Finally, define the diameter of \mathcal{X} in the d_X metric, that of \mathcal{Y} in the d_Y metric as $D_X \triangleq \sup_{x, x' \in \mathcal{X}} d_X(x, x')$, $D_Y \triangleq \sup_{y, y' \in \mathcal{Y}} d_Y(y, y')$. The first result shows that the fair regularizer $R(h)$ generalizes. We assume $D_X, D_Y < \infty$. This is a boundedness condition on $\mathcal{X} \times \mathcal{Y}$, and it is a common simplifying assumption in statistical learning theory. We also assume $J(\mathcal{D}) < \infty$. This is a standard assumption that appears in many uniform convergence results.

Theorem 3.1. *As long as D_X , D_Y , and $J(\mathcal{G})$ are all finite, with probability at least $1 - t$:*

$$\sup_{h \in \mathcal{H}} |\hat{R}(h) - R(h)| \leq \frac{48(J(\mathcal{D}) + \frac{1}{\epsilon} D_X D_Y)}{\sqrt{n}} + D_Y \left(\frac{\log \frac{2}{t}}{2n} \right)^{\frac{1}{2}}.$$

Theorem 3.1 implies it is possible to certify that an ML model h satisfies distributional individual fairness (modulo error terms that vanish in the large-sample limit) by inspecting $\hat{R}(h)$. This is important because a practitioner may inspect $\hat{R}(\hat{h})$ after training to verify whether the trained ML model \hat{h} is fair enough. Theorem 3.1 assures the user that $\hat{R}(\hat{h})$ is close to $R(\hat{h})$.

4 Computational experiments

In this section we present empirical evidence that SenSeI trains individually fair ML models in practice and study the trade-off between accuracy and fairness parametrized by ρ (defined in (2.5)).

Baselines We compare SenSeI to empirical risk minimization (Baseline) and two recent approaches for training individually fair ML models: Sensitive Subspace Robustness (SenSR) [39] that uses DRO to achieve robustness to perturbations in a fair metric, and Counterfactual Logit Pairing (CLP) [10] that penalizes the differences in the output of an ML model on training examples and hand-crafted counterfactuals. We provide implementation details of SenSeI and the baselines in Appendix B.

4.1 Toxic comment detection

We consider the task of training a classifier to identify toxic comments, *i.e.* rude or disrespectful messages in online conversations. Identifying and moderating toxic comments is crucial for facilitating inclusive online conversations. Data is available through the “Toxic Comment Classification Challenge” Kaggle competition. We utilize the subset of the dataset that is labeled with a range of identity contexts (*e.g.* “muslim”, “white”, “black”, “homosexual gay or lesbian”). Many of the toxic comments in the train data also relate to these identities leading to a classifier with poor test performance on the sets of comments with some of the identity contexts (group fairness violation) and prediction rule utilizing words such as “gay” to flag a comment as toxic (individual fairness violation). To obtain good features we use last layer representation of BERT (base, uncased) [7] fine tuned on a separate subset of 500k randomly selected comments without identity labels. We then train a 2000 hidden units neural network with these BERT features.

Counterfactuals and fair metric CLP method of Garg et al. [10] requires defining a set of counterfactual tokens. The training proceeds by taking an input comment and if it contains a counterfactual token replacing it with another random counterfactual token. For example, if “gay” and “straight” are among the counterfactual tokens, comment “Some people are gay” may be modified to “Some people are straight”. Then difference in logit outputs of the classifier on the original and modified comments is used as a regularizer. For toxicity classification Garg et al. [10] adopted a set of 50 counterfactual tokens from [8]. Counterfactuals allow for a simple fair metric learning procedure via factor analysis [39]. Since any variation in representation of a data point and its counterfactuals is considered undesired, Yurochkin et al. [39] proposed to use a Mahalanobis metric with the major directions of variation among counterfactuals projected out. We utilize this approach here to obtain fair metric for training SenSR [39] and SenSeI.

Comparison metrics To evaluate individual fairness of the classifiers we use test data and all 50 counterfactuals to check if the classifier toxicity decision varies across counterfactuals. For example, is prediction for “Some people are gay” same as for “Some people are straight”? Intuitively, a practical fair metric should be 0 on a pair of such comments and prediction of the classifier should not change based on the Dwork et al.’s individual fairness definition. We report two quantitative measures: Counterfactual Token Fairness (CTF) score [10] quantifies variance across counterfactuals of the predicted probability that a comment is toxic, and Prediction Consistency (PC) equal to the portion of test comments where prediction is the same across *all* 50 counterfactual variations.

For goodness-of-fit we use balanced accuracy due to class imbalance. To quantify group fairness we follow accuracy parity notion [40, 42]. Here protected groups correspond to the identity context labels available in the data and accuracy parity quantifies whether a classifier is equally accurate on, *e.g.*, comments labeled to have “white” context and those labeled with “black”. There are 9 protected groups and we report standard deviation of the accuracies and balanced accuracies across them. We present mathematical expressions for each of the metrics in Appendix C for completeness.

Table 1: Summary of **Toxicity** classification experiment over 10 restarts

	BA	CTF score	PC	BA STD	ACC STD
Baseline	0.807 \pm 0.002	0.072 \pm 0.002	0.621 \pm 0.014	0.044 \pm 0.003	0.081 \pm 0.004
SenSeI	0.791 \pm 0.005	0.029 \pm 0.005	0.773 \pm 0.043	0.035 \pm 0.003	0.052 \pm 0.003
SenSR	0.794 \pm 0.003	0.043 \pm 0.005	0.729 \pm 0.044	0.036 \pm 0.002	0.059 \pm 0.004
CLP	0.795 \pm 0.006	0.032 \pm 0.006	0.763 \pm 0.048	0.038 \pm 0.003	0.056 \pm 0.004

Table 2: Summary of **Bios** classification experiment over 10 restarts

	BA	CTF score	PC	Gap RMS	Gap ABS
Baseline	0.842 \pm 0.002	0.028 \pm 0.001	0.942 \pm 0.001	0.120 \pm 0.004	0.080 \pm 0.003
SenSeI	0.843 \pm 0.003	0.003 \pm 0.000	0.977 \pm 0.001	0.086 \pm 0.005	0.054 \pm 0.003
SenSR	0.842 \pm 0.003	0.004 \pm 0.000	0.976 \pm 0.001	0.087 \pm 0.004	0.054 \pm 0.003
CLP	0.841 \pm 0.003	0.005 \pm 0.000	0.974 \pm 0.001	0.087 \pm 0.005	0.056 \pm 0.004

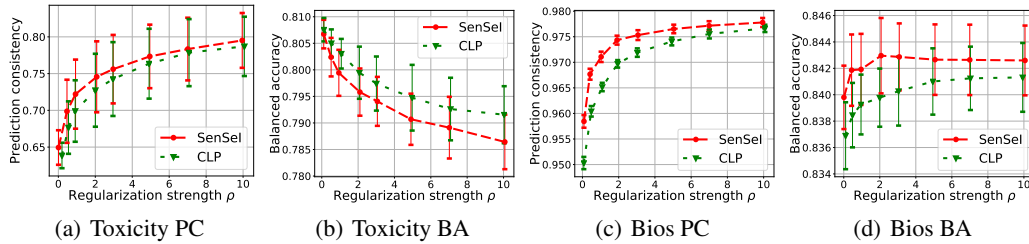


Figure 2: Balanced accuracy (BA) and prediction consistency (PC) trade-off.

Results We repeat our experiment 10 times with random 70-30 train-test splits, every time utilizing a random subset of 25 counterfactuals during training. Results are summarized in Table 1. SenSeI on average outperforms other fair training methods on all individual and group fairness metrics at the cost of slightly lower balanced accuracy. SenSR has the lowest prediction consistency score suggesting that fair regularization is more effective in enforcing individual fairness than adversarial training. This observation aligns with the empirical study by Yang et al. [38] comparing various invariance enforcing techniques for spatial robustness in image recognition.

SenSeI also outperforms CLP: our approach uses optimization to find worst case perturbations of the data according to a fair metric induced by counterfactuals, while CLP chooses a random perturbation among the counterfactuals. SenSeI is searching for a perturbation on every data point that potentially allows to generalize to unseen counterfactuals, while CLP can only perturb comments that explicitly contain a counterfactual known during training time. In Figure 2 we verify that both SenSeI and CLP allow to “trade” fairness and accuracy by varying the regularization strength ρ (in the table we used $\rho = 5$ for both). We also notice the effect of worst case optimization opposed to random sampling: SenSeI has higher prediction consistency at the cost of balanced accuracy.

4.2 Occupation prediction

Online professional presence via dedicated services or personal websites is the common practice in many industries. ML systems can be trained using data from these sources to identify person’s occupation and used by recruiters to assist in finding suitable candidates for the job openings. Gender imbalances in occupations may trigger biases in such ML systems exacerbating societal inequality. De-Arteaga et al. [6] proposed Bias in Bios dataset to study fairness in occupation prediction from a person’s bio. The dataset consists of 400k textual bio descriptions and the goal is to predict one of the 28 occupations. We again use BERT fine-tuned on the train data to obtain bio representations and then train a 2000 hidden neurons neural networks using each of the fair training methods.

Table 3: **Adult** experiment over 10 restarts. Results for prior methods are duplicated from [39]

	BA,%	S-Con.	GR-Con.	Gap _G ^{RMS}	Gap _R ^{RMS}	Gap _G ^{max}	Gap _R ^{max}
SenSR	78.9	.934	.984	.068	.055	.087	.067
Baseline	82.9	.848	.865	.179	.089	.216	.105
Project	82.7	.868	1.00	.145	.064	.192	.086
Adv. debiasing	81.5	.807	.841	.082	.070	.110	.078
CoCL	79.0	-	-	.163	.080	.201	.109
SenSeI ($\rho = 40$)	76.8	.945	.963	.043	.054	.053	.064

Counterfactuals and fair metric Our counterfactuals definition for this problem is the gender analog of the Bertrand and Mullainathan [3] investigation of the racial bias in the labor market. For each bio we create a counterfactual bio by replacing each male pronoun with a corresponding female one and vice a versa. For the fair metric we use the same factor analysis based approach [39].

Comparison metrics We use same individual fairness metrics. To compare group fairness we report root mean squared gap (Gap RMS) and mean absolute gap (Gap ABS) between male and female true positive rates for each of the occupations following prior studies of this dataset [33, 30]. For performance we report balanced accuracy due to imbalance in occupation proportions in the data.

Results We repeat experiment 10 times with 70-30 train-test splits and summarize results in Table 2 (for SenSeI and CLP we set $\rho = 5$). Comparing to the Toxicity experiment, we note that individual fairness metrics are much better. In particular, attaining prediction consistency is easier because there is only one type of counterfactuals. Overall, fairness metrics are comparable across fair training methods with a slight SenSeI advantage. It is interesting to note mild accuracy improvement: learning a classifier invariant to gender can help to avoid spurious correlations between occupations and gender present in the data. We present fairness accuracy “trade-off” in Figure 2 — increasing regularization strength has clear upward trend in terms of the prediction consistency without decreasing accuracy. This experiments is an example where fairness can be improved without “trading” performance.

We note two prior group fairness studies of the Bios dataset: Romanov et al. [33] and Prost et al. [30]. Both reported worse classification results and fairness metrics. Better classification performance in our work is likely attributed to using BERT for obtaining bios feature vectors. For the group fairness, we note that relative to baseline improvement with SenSeI is more significant.

4.3 Income prediction

The Adult dataset [1] is a common benchmark in the group fairness literature. The task is to predict if a person earns more than \$50k per year using information about their education, gender, race, marital status, hours worked per week, etc. Yurochkin et al. [39] studied individual fairness on Adult by considering prediction consistency with respect to demographic features: race and gender (GR-Con.) and marital status (S-Con., i.e. spouse consistency). To quantify group fairness they used RMS gaps and maximum gaps between true positive rates across genders (Gap_G^{RMS} and Gap_G^{max}) and races (Gap_R^{RMS} and Gap_R^{max}). Due to class imbalance, performance is quantified with balanced accuracy (B-Acc). For the fair metric they used Mahalanobis distance with race, gender and a logistic regression vector predicting gender projected out. We note that CLP was proposed as a fair training method for text classification [10] and is not applicable on Adult because it is not clear how to define counterfactuals. We compare SenSeI to results reported in Yurochkin et al. [39]. In Table 3 we show that with sufficiently large regularization strength $\rho = 40$ SenSeI is able to further reduce all group fairness gaps and improve one of the individual fairness metrics, however trading off some accuracy.

5 Summary and discussion

In this paper, we studied a regularization approach to enforcing individual fairness. We defined distributional individual fairness, a variant of Dwork et al.’s original definition of individual fairness and a data-dependent regularizer that enforces this distributional fairness (see Definition 2.1). We also developed a stochastic approximation algorithm to solve regularized empirical risk minimization problems and showed that it trains ML models with distributional fairness guarantees. Finally, we

showed that the algorithm mitigates algorithmic bias on three ML tasks that are susceptible to such biases: income-level classification, occupation prediction, and toxic comment detection.

Acknowledgements

This paper is based upon work supported by the National Science Foundation (NSF) under grants no. 1830247 and 1916271. Any opinions, findings, and conclusions or recommendations expressed in this paper are those of the authors and do not necessarily reflect the views of the NSF.

References

- [1] K. Bache and M. Lichman. UCI machine learning repository. 2013.
- [2] Marianne Bertrand and Esther Duflo. Field Experiments on Discrimination. Technical Report w22014, National Bureau of Economic Research, Cambridge, MA, February 2016.
- [3] Marianne Bertrand and Sendhil Mullainathan. Are Emily and Greg More Employable Than Lakisha and Jamal? A Field Experiment on Labor Market Discrimination. *American Economic Review*, 94(4):991–1013, September 2004. ISSN 0002-8282. doi: 10.1257/0002828042002561.
- [4] Amanda Bower, Laura Niss, Yuekai Sun, and Alexander Vargo. Debiasing representations by removing unwanted variation due to protected attributes. *arXiv:1807.00461 [cs]*, July 2018.
- [5] Alexandra Chouldechova. Fair prediction with disparate impact: A study of bias in recidivism prediction instruments. *arXiv:1703.00056 [cs, stat]*, February 2017.
- [6] Maria De-Arteaga, Alexey Romanov, Hanna Wallach, Jennifer Chayes, Christian Borgs, Alexandra Chouldechova, Sahin Geyik, Krishnaram Kenthapadi, and Adam Tauman Kalai. Bias in Bios: A Case Study of Semantic Representation Bias in a High-Stakes Setting. *Proceedings of the Conference on Fairness, Accountability, and Transparency - FAT* '19*, pages 120–128, 2019. doi: 10.1145/3287560.3287572.
- [7] Jacob Devlin, Ming-Wei Chang, Kenton Lee, and Kristina Toutanova. BERT: Pre-training of Deep Bidirectional Transformers for Language Understanding. *arXiv:1810.04805 [cs]*, October 2018.
- [8] Lucas Dixon, John Li, Jeffrey Sorensen, Nithum Thain, and Lucy Vasserman. Measuring and Mitigating Unintended Bias in Text Classification. In *Proceedings of the 2018 AAAI/ACM Conference on AI, Ethics, and Society - AIES '18*, pages 67–73, New Orleans, LA, USA, 2018. ACM Press. ISBN 978-1-4503-6012-8. doi: 10.1145/3278721.3278729.
- [9] Cynthia Dwork, Moritz Hardt, Toniann Pitassi, Omer Reingold, and Rich Zemel. Fairness Through Awareness. *arXiv:1104.3913 [cs]*, April 2011.
- [10] Sahaj Garg, Vincent Perot, Nicole Limtiaco, Ankur Taly, Ed H. Chi, and Alex Beutel. Counterfactual Fairness in Text Classification through Robustness. *arXiv:1809.10610 [cs, stat]*, September 2018.
- [11] Saeed Ghadimi and Guanghui Lan. Stochastic First- and Zeroth-order Methods for Nonconvex Stochastic Programming. *arXiv:1309.5549 [cs, math, stat]*, September 2013.
- [12] Stephen Gillen, Christopher Jung, Michael Kearns, and Aaron Roth. Online Learning with an Unknown Fairness Metric. *arXiv:1802.06936 [cs]*, February 2018.
- [13] Ian J. Goodfellow, Jonathon Shlens, and Christian Szegedy. Explaining and Harnessing Adversarial Examples. December 2014.
- [14] Úrsula Hébert-Johnson, Michael P. Kim, Omer Reingold, and Guy N. Rothblum. Calibration for the (Computationally-Identifiable) Masses. *arXiv:1711.08513 [cs, stat]*, November 2017.
- [15] Christina Ilvento. Metric Learning for Individual Fairness. *arXiv:1906.00250 [cs, stat]*, June 2019.

- [16] Christopher Jung, Michael Kearns, Seth Neel, Aaron Roth, Logan Stapleton, and Zhiwei Steven Wu. Eliciting and Enforcing Subjective Individual Fairness. *arXiv:1905.10660 [cs, stat]*, May 2019.
- [17] Harini Kannan, Alexey Kurakin, and Ian Goodfellow. Adversarial Logit Pairing. *arXiv:1803.06373 [cs, stat]*, March 2018.
- [18] Michael Kearns, Seth Neel, Aaron Roth, and Zhiwei Steven Wu. Preventing Fairness Gerrymandering: Auditing and Learning for Subgroup Fairness. *arXiv:1711.05144 [cs]*, November 2017.
- [19] Michael P. Kim, Amirata Ghorbani, and James Zou. Multiaccuracy: Black-Box Post-Processing for Fairness in Classification. *arXiv:1805.12317 [cs, stat]*, May 2018.
- [20] Michael P. Kim, Omer Reingold, and Guy N. Rothblum. Fairness Through Computationally-Bounded Awareness. *arXiv:1803.03239 [cs]*, March 2018.
- [21] Jon Kleinberg, Sendhil Mullainathan, and Manish Raghavan. Inherent Trade-Offs in the Fair Determination of Risk Scores. *arXiv:1609.05807 [cs, stat]*, September 2016.
- [22] Preethi Lahoti, Krishna P. Gummadi, and Gerhard Weikum. iFair: Learning Individually Fair Data Representations for Algorithmic Decision Making. *arXiv:1806.01059 [cs, stat]*, February 2019.
- [23] Jaeho Lee and Maxim Raginsky. Minimax Statistical Learning with Wasserstein Distances. *arXiv:1705.07815 [cs]*, May 2017.
- [24] David Luenberger. *OPTIMIZATION BY VECTOR SPACE METHODS*. John Wiley & Sons, 1968.
- [25] David Madras, Elliot Creager, Toniann Pitassi, and Richard Zemel. Learning Adversarially Fair and Transferable Representations. *arXiv:1802.06309 [cs, stat]*, February 2018.
- [26] Aleksander Madry, Aleksandar Makelov, Ludwig Schmidt, Dimitris Tsipras, and Adrian Vladu. Towards Deep Learning Models Resistant to Adversarial Attacks. *arXiv:1706.06083 [cs, stat]*, June 2017.
- [27] Cade Metz and Adam Satariano. An Algorithm That Grants Freedom, or Takes It Away. *The New York Times*, February 2020. ISSN 0362-4331.
- [28] Shira Mitchell, Eric Potash, Solon Barocas, Alexander D’Amour, and Kristian Lum. Prediction-Based Decisions and Fairness: A Catalogue of Choices, Assumptions, and Definitions. *arXiv:1811.07867 [stat]*, July 2019.
- [29] Debarghya Mukherjee, Mikhail Yurochkin, Moulinath Banerjee, and Yuekai Sun. Two simple ways to learn individual fairness metrics from data. In *International Conference on Machine Learning*, July 2020.
- [30] Flavien Prost, Nithum Thain, and Tolga Bolukbasi. Debiasing Embeddings for Reduced Gender Bias in Text Classification. *arXiv:1908.02810 [cs, stat]*, August 2019.
- [31] Ya’acov Ritov, Yuekai Sun, and Ruofei Zhao. On conditional parity as a notion of non-discrimination in machine learning. *arXiv:1706.08519 [cs, stat]*, June 2017.
- [32] R. Tyrrell Rockafellar and Roger J.-B. Wets. *Variational Analysis*. Number 317 in Grundlehren Der Mathematischen Wissenschaften. Springer, Berlin, corr. 2nd print edition, 2004. ISBN 978-3-540-62772-2.
- [33] Alexey Romanov, Maria De-Arteaga, Hanna Wallach, Jennifer Chayes, Christian Borgs, Alexandra Chouldechova, Sahin Geyik, Krishnaram Kenthapadi, Anna Rumshisky, and Adam Tauman Kalai. What’s in a Name? Reducing Bias in Bios without Access to Protected Attributes. *arXiv:1904.05233 [cs, stat]*, April 2019.
- [34] Guy N. Rothblum and Gal Yona. Probably Approximately Metric-Fair Learning. *arXiv:1803.03242 [cs]*, March 2018.

- [35] Aman Sinha, Hongseok Namkoong, and John Duchi. Certifying Some Distributional Robustness with Principled Adversarial Training. *arXiv:1710.10571 [cs, stat]*, October 2017.
- [36] Hanchen Wang, Nina Grgic-Hlaca, Preethi Lahoti, Krishna P. Gummadi, and Adrian Weller. An Empirical Study on Learning Fairness Metrics for COMPAS Data with Human Supervision. *arXiv:1910.10255 [cs]*, October 2019.
- [37] Songkai Xue, Mikhail Yurochkin, and Yuekai Sun. Auditing ML Models for Individual Bias and Unfairness. In *International Conference on Artificial Intelligence and Statistics*, pages 4552–4562, June 2020.
- [38] Fanny Yang, Zuowen Wang, and Christina Heinze-Deml. Invariance-inducing regularization using worst-case transformations suffices to boost accuracy and spatial robustness. *arXiv:1906.11235 [cs, stat]*, June 2019.
- [39] Mikhail Yurochkin, Amanda Bower, and Yuekai Sun. Training individually fair ML models with sensitive subspace robustness. In *International Conference on Learning Representations*, Addis Ababa, Ethiopia, 2020.
- [40] Muhammad Bilal Zafar, Isabel Valera, Manuel Gomez Rodriguez, and Krishna P. Gummadi. Fairness Beyond Disparate Treatment & Disparate Impact: Learning Classification without Disparate Mistreatment. *Proceedings of the 26th International Conference on World Wide Web - WWW '17*, pages 1171–1180, 2017. doi: 10.1145/3038912.3052660.
- [41] Rich Zemel, Yu Wu, Kevin Swersky, Toni Pitassi, and Cynthia Dwork. Learning Fair Representations. In *International Conference on Machine Learning*, pages 325–333, February 2013.
- [42] Han Zhao, Amanda Coston, Tameem Adel, and Geoffrey J. Gordon. Conditional Learning of Fair Representations. In *International Conference on Learning Representations*, September 2019.

A Theoretical properties

We collect the proofs of all the theoretical results in the paper here. We restate the results before proving them for the reader's convenience. We assume that $(\mathcal{X}, d_{\mathcal{X}})$ and $(\mathcal{Y}, d_{\mathcal{Y}})$ are complete and separable metric spaces (Polish spaces).

A.1 Convergence properties of SenSel

Algorithm 1 is an instance of a stochastic gradient method, and its convergence properties are well-studied. Even if $f(w, Z)$ is non-convex in w , the algorithm converges (globally) to a stationary point. This is a well-known result in stochastic approximation, and we state it here for completeness.

Theorem A.1 (Ghadimi and Lan [11]). *Let*

$$\sigma^2 \geq \mathbf{E} \left[\left\| \frac{1}{B} \sum_{b=1}^B \partial_w f(w, Z_b) - \partial F(w) \right\|_2^2 \right]$$

be an upper bound of the variance of the stochastic gradient. As long as F is L -strongly smooth,

$$F(w') \leq F(w) + \langle \partial F(w), w' - w \rangle + \frac{L}{2} \|w - w'\|_2^2$$

for any $w, w' \in \Theta \times \mathbf{R}_+$, then Algorithm 1 with constant step sizes $\eta_t = (\frac{2B\epsilon_0}{L\sigma^2 T})^{\frac{1}{2}}$ satisfies

$$\frac{1}{T} \sum_{t=1}^T \mathbf{E} [\|\partial F(w_t)\|_2^2] \leq \sigma \left(\frac{8L\epsilon_0}{BT} \right),$$

where ϵ_0 is any upper bound of the suboptimality of w_0 .

In other words, Algorithm 1 finds an ϵ -stationary point of (2.7) in at most $O(\frac{1}{\epsilon^2})$ iterations. If F has more structure (e.g. convexity), then Algorithm 1 may converge faster.

A.2 Proof of duality results in Section 2

Theorem A.2 (Theorem 2.3). *If $d_{\mathcal{Y}}(h(x), h(x')) - \lambda d_{\mathcal{X}}(x, x')$ is continuous (in (x, x')) for any $\lambda \geq 0$, then*

$$R(h) = \inf_{\lambda \geq 0} \{ \lambda \epsilon + \mathbf{E}_{P_X} [r_{\lambda}(h, X)] \},$$

$$r_{\lambda}(h, X) \triangleq \sup_{x' \in \mathcal{X}} \{ d_{\mathcal{Y}}(h(X), h(x')) - \lambda d_{\mathcal{X}}(X, x') \}.$$

Proof. We abuse notation and denote the function $d_{\mathcal{Y}}(h(x), h(x'))$ as $d_{\mathcal{Y}} \circ h$. We recognize the optimization problem in (2.2) as an (infinite dimensional) linear optimization problem:

$$R(h) \triangleq \begin{cases} \sup_{\Pi: \Delta(\mathcal{X} \times \mathcal{X})} & \langle \Pi, d_{\mathcal{Y}} \circ h \rangle = \mathbf{E}_{\Pi} [d_{\mathcal{Y}}(h(X), h(X'))] \\ \text{subject to} & \langle \Pi, d_{\mathcal{X}} \rangle = \mathbf{E}_{\Pi} [d_{\mathcal{X}}(X, X')] \leq \epsilon \\ & \Pi(\cdot, \mathcal{X}) = P_X, \end{cases}$$

It is not hard to check Slater's condition: $d\Pi(x, x') = \mathbf{1}\{x = x'\}dP(x)$ is strictly feasible. Thus we have strong duality (see Theorem 8.7.1 in [24]):

$$\begin{aligned} R(h) &= \sup_{\Pi: \Pi(\cdot, \mathcal{X}) = P_X} \inf_{\lambda \geq 0} \langle \Pi, d_{\mathcal{Y}} \circ h \rangle + \lambda(\epsilon - \langle \Pi, d_{\mathcal{X}} \rangle) \\ &= \sup_{\Pi: \Pi(\cdot, \mathcal{X}) = P_X} \inf_{\lambda \geq 0} \lambda \epsilon + \langle \Pi, d_{\mathcal{Y}} \circ h - \lambda d_{\mathcal{X}} \rangle \\ &= \inf_{\lambda \geq 0} \{ \lambda \epsilon + \sup_{\Pi: \Pi(\cdot, \mathcal{X}) = P_X} \langle \Pi, d_{\mathcal{Y}} \circ h - \lambda d_{\mathcal{X}} \rangle \}, \end{aligned}$$

It remains to show

$$\sup_{\Pi: \Pi(\cdot, \mathcal{X}) = P_X} \langle d_{\mathcal{Y}} \circ h - \lambda d_{\mathcal{X}}, \Pi \rangle = \mathbf{E}_P \left[\sup_{x' \in \mathcal{X}} \{ d_{\mathcal{Y}}(h(X), h(x')) - \lambda d_{\mathcal{X}}(X, x') \} \right]. \quad (\text{A.1})$$

≤ direction The integrands in (A.1) satisfy

$$(d_{\mathcal{Y}} \circ h - \lambda d_{\mathcal{X}})(x, x') = d_{\mathcal{Y}}(h(x), h(x')) - \lambda d_{\mathcal{X}}(x, x') \leq \sup_{x' \in \mathcal{X}} \{ d_{\mathcal{Y}}(h(x), h(x')) - \lambda d_{\mathcal{X}}(x, x') \},$$

so the integrals satisfy the \leq version of (A.1).

\geq **direction** Let \mathcal{Q} be the set of all Markov kernels from \mathcal{X} to \mathcal{X} . We have

$$\begin{aligned} \sup_{\Pi: \Pi(\cdot, \mathcal{X})=P} \langle d_{\mathcal{Y}} \circ h - \lambda d_{\mathcal{X}}, \Pi \rangle &= \sup_{Q \in \mathcal{Q}} \int_{\mathcal{X} \times \mathcal{X}} d_{\mathcal{Y}}(h(x), h(x')) - \lambda d_{\mathcal{X}}(x, x') dQ(x' | x) dP(x) \\ &\geq \sup_{T: \mathcal{X} \rightarrow \mathcal{X}} \int_{\mathcal{X}} d_{\mathcal{Y}}(h(x), h(T(x))) - \lambda d_{\mathcal{X}}(x, T(x)) dP(x), \end{aligned}$$

where we recalled $Q(A | x) = \mathbf{1}\{T(x) \in A\}$ is a Markov kernel in the second step. (Technically, in the second step, we only sup over T 's that are *decomposable* (see Definition 14.59 in Rockafellar and Wets [32]) with respect to P , but we gloss over this detail here.) We appeal to the technology of integrands [32] to interchange integration and maximization. We assumed $d_{\mathcal{Y}} \circ h - \lambda d_{\mathcal{X}}$ is continuous, so it is a normal integrand (see Corollary 14.34 in Rockafellar and Wets [32]). Thus it is OK to interchange integration and maximization (see Theorem 14.60 in Rockafellar and Wets [32]):

$$\sup_{T: \mathcal{X} \rightarrow \mathcal{X}} \int_{\mathcal{X}} d_{\mathcal{Y}}(h(x), h(T(x))) - \lambda d_{\mathcal{X}}(x, T(x)) dP(x) = \int_{\mathcal{X}} \sup_{x' \in \mathcal{X}} \{d_{\mathcal{Y}}(h(x), h(x')) - \lambda d_{\mathcal{X}}(x, x')\} dP(x).$$

This shows the \geq direction of (A.1). \square

A.3 Proofs of generalization results in Section 3

Theorem A.3 (Theorem 3.1). *As long as $D_{\mathcal{X}}$, $D_{\mathcal{Y}}$, $J(\mathcal{G})$ are all finite,*

$$\sup_{f \in \mathcal{F}} |\mathbf{E}_{\hat{P}}[f(Z)] - \mathbf{E}_P[f(Z)]| \leq \frac{48(J(\mathcal{D}) + \frac{1}{\epsilon} D_{\mathcal{X}} D_{\mathcal{Y}})}{\sqrt{n}} + D_{\mathcal{Y}} \left(\frac{\log \frac{2}{\epsilon}}{2n} \right)^{\frac{1}{2}}$$

with probability at least $1 - t$.

Proof. Let

$$\hat{R}(h) \triangleq \left\{ \begin{array}{ll} \max_{\Pi \in \Delta(\mathcal{X} \times \mathcal{X})} & \mathbf{E}_{\Pi} [d_{\mathcal{Y}}(h(X), h(X'))] \\ \text{subject to} & \mathbf{E}_{\Pi} [d_{\mathcal{X}}(X, X')] \leq \epsilon \\ & \Pi(\cdot, \mathcal{X}) = \hat{P}_X, \end{array} \right\}.$$

where \hat{P}_X is the empirical distribution of the inputs in the training set. By Theorem 2.3, we have

$$\begin{aligned} \hat{R}(h) - R(h) &= \inf_{\lambda \geq 0} \{ \lambda \epsilon + \mathbf{E}_{\hat{P}_X} [r_{\lambda}(h, X)] \} - \inf_{\lambda \geq 0} \{ \lambda \epsilon + \mathbf{E}_{P_X} [r_{\lambda}(h, X)] \} \\ &= \inf_{\lambda \geq 0} \{ \lambda \epsilon + \mathbf{E}_{\hat{P}_X} [r_{\lambda}(h, X)] \} - \lambda_* \epsilon - \mathbf{E}_{\hat{P}_X} [r_{\lambda_*}(h, X)] \\ &\leq \mathbf{E}_{\hat{P}_X} [r_{\lambda_*}(h, X)] - \mathbf{E}_{P_X} [r_{\lambda_*}(h, X)], \end{aligned} \tag{A.2}$$

where $\lambda_* \in \arg \min_{\lambda \geq 0} \lambda \epsilon + \mathbf{E}_{P_X} [r_{\lambda}(h, X)]$. The infimum is attained because

$$\inf_{\lambda \geq 0} \{ \lambda \epsilon + \mathbf{E}_{P_X} [r_{\lambda}(h, X)] \}$$

is an strictly feasible (infinite-dimensional) linear optimization problem (see proof of Theorem 2.3).

To bound λ_* , we observe that $r_{\lambda}(h, X) \geq 0$ for any $h \in \mathcal{H}$, $\lambda \geq 0$:

$$\begin{aligned} r_{\lambda}(h, X) &= \sup_{x' \in \mathcal{X}} \{ d_{\mathcal{Y}}(h(X), h(x')) - \lambda d_{\mathcal{X}}(X, x') \} \\ &\geq d_{\mathcal{Y}}(h(X), h(X)) - \lambda d_{\mathcal{X}}(X, X). \end{aligned}$$

This implies

$$R(h) = \lambda_* \epsilon + \mathbf{E}_{P_X} [r_{\lambda_*}(h, X)] \geq \lambda_* \epsilon.$$

We rearrange to obtain a bound on λ_* :

$$\lambda_* \leq \frac{1}{\epsilon} R(h) \leq \frac{1}{\epsilon} D_{\mathcal{Y}} \triangleq \bar{\lambda}. \tag{A.3}$$

This is admittedly a crude bound, but it is good enough here. Similarly,

$$R(h) - \hat{R}(h) \leq \mathbf{E}_{P_X} [r_{\hat{\lambda}_*}(h, X)] - \mathbf{E}_{\hat{P}_X} [r_{\hat{\lambda}_*}(h, X)], \tag{A.4}$$

where $\hat{\lambda}_* \in \arg \min_{\lambda \geq 0} \lambda \epsilon + \mathbf{E}_{\hat{P}_X} [r_{\lambda}(h, X)]$, and $\hat{\lambda}_* \leq \bar{\lambda}$. Combining (A.2) and (A.4), we obtain

$$|\hat{R}(h) - R(h)| \leq \sup_{f \in \mathcal{F}} |\mathbf{E}_{\hat{P}}[f(Z)] - \mathbf{E}_P[f(Z)]|,$$

where $\mathcal{F} \triangleq \{r_\lambda(h, \cdot) \mid h \in \mathcal{H}, \lambda \in [0, \bar{\lambda}]\}$. It is possible to bound $\sup_{f \in \mathcal{F}} |\mathbf{E}_{\hat{P}}[f(Z)] - \mathbf{E}_P[f(Z)]|$ with results from statistical learning theory. First, we observe that the functions in \mathcal{F} are bounded:

$$0 \leq r_\lambda(h, X) \leq \frac{1}{\epsilon} \sup_{y, y' \in \mathcal{Y}} d_{\mathcal{Y}}(y, y').$$

Thus $\sup_{f \in \mathcal{F}} |\mathbf{E}_{\hat{P}}[f(Z)] - \mathbf{E}_P[f(Z)]|$ has bounded differences inequality, so it concentrates sharply around its expectation. By the bounded-differences inequality and a standard symmetrization argument,

$$\sup_{f \in \mathcal{F}} |\mathbf{E}_{\hat{P}}[f(Z)] - \mathbf{E}_P[f(Z)]| \leq 2\mathfrak{R}_n(\mathcal{F}) + D_{\mathcal{Y}} \left(\frac{\log \frac{2}{t}}{2n} \right)^{\frac{1}{2}}$$

with probability at least $1 - t$, where $\mathfrak{R}_n(\mathcal{F})$ is the Rademacher complexity of \mathcal{F} :

$$\mathfrak{R}_n(\mathcal{F}) = \mathbf{E} \left[\sup_{f \in \mathcal{F}} \frac{1}{n} \sum_{i=1}^n \sigma_i f(Z_i) \right].$$

It remains to study $\mathfrak{R}_n(\mathcal{F})$. First, we show that the \mathcal{F} -indexed Rademacher process $X_f \triangleq \frac{1}{n} \sum_{i=1}^n \sigma_i f(Z_i)$ is sub-Gaussian with respect to the metric

$$d_{\mathcal{F}}((h_1, \lambda_1), (h_2, \lambda_2)) \triangleq \sup_{x_1, x_2 \in \mathcal{X}} |d_{\mathcal{Y}}(h_1(x_1), h_1(x_2)) - d_{\mathcal{Y}}(h_2(x_1), h_2(x_2))| + D_{\mathcal{X}} |\lambda_1 - \lambda_2| :$$

$$\begin{aligned} & \mathbf{E}[\exp(t(X_{f_1} - X_{f_2}))] \\ &= \mathbf{E}[\exp(\frac{t}{n} \sum_{i=1}^n \sigma_i (r_{\lambda_1}(h_1, X_i) - r_{\lambda_2}(h_2, X_i)))] \\ &= \mathbf{E}[\exp(\frac{t}{n} \sigma(r_{\lambda_1}(h_1, X_i) - r_{\lambda_2}(h_2, X_i)))]^n \\ &= \mathbf{E}[\exp(\frac{t}{n} \sigma(\sup_{x'_1 \in \mathcal{X}} \inf_{x'_2 \in \mathcal{X}} d_{\mathcal{Y}}(h_1(X_i), h_1(x'_1)) - \lambda_1 d_{\mathcal{X}}(x_1, X) - d_{\mathcal{Y}}(h_2(X_i), h_2(x'_2)) + \lambda_2 d_{\mathcal{X}}(X, x_2)))]^n \\ &\leq \mathbf{E}[\exp(\frac{t}{n} \sigma(\sup_{x_1 \in \mathcal{X}} d_{\mathcal{Y}}(h_1(X_i), h_1(x'_1)) - d_{\mathcal{Y}}(h_2(X_i), h_2(x'_1)) + (\lambda_2 - \lambda_1) d_{\mathcal{X}}(x_1, X)))]^n \\ &\leq \exp(\frac{1}{2} t^2 d_{\mathcal{F}}(h_1, h_2)). \end{aligned}$$

Let $N(\mathcal{F}, d_{\mathcal{F}}, \epsilon)$ be the ϵ -covering number of \mathcal{F} in the $d_{\mathcal{F}}$ metric. We observe

$$N(\mathcal{F}, d_{\mathcal{F}}, \epsilon) \leq N(\mathcal{D}, \|\cdot\|_{\infty}, \frac{\epsilon}{2}) \cdot N([0, \bar{\lambda}], |\cdot|, \frac{\epsilon}{2D_{\mathcal{X}}}). \quad (\text{A.5})$$

By Dudley's entropy integral,

$$\begin{aligned} \mathfrak{R}_n(\mathcal{F}) &\leq \frac{12}{\sqrt{n}} \int_0^\infty \log N(\mathcal{F}, d_{\mathcal{F}}, \epsilon)^{\frac{1}{2}} d\epsilon \\ &\leq \frac{12}{\sqrt{n}} \int_0^\infty \left(\log N(\mathcal{D}, \|\cdot\|_{\infty}, \frac{\epsilon}{2}) + N([0, \bar{\lambda}], |\cdot|, \frac{\epsilon}{2D_{\mathcal{X}}}) \right)^{\frac{1}{2}} d\epsilon \\ &\leq \frac{12}{\sqrt{n}} \left(\int_0^\infty \log N(\mathcal{D}, \|\cdot\|_{\infty}, \frac{\epsilon}{2})^{\frac{1}{2}} d\epsilon + \int_0^\infty N([0, \bar{\lambda}], |\cdot|, \frac{\epsilon}{2D_{\mathcal{X}}})^{\frac{1}{2}} d\epsilon \right) \\ &\leq \frac{24J(\mathcal{D})}{\sqrt{n}} + \frac{24D_{\mathcal{X}}\bar{\lambda}}{\sqrt{n}} \int_0^{\frac{1}{\epsilon}} \log(\frac{1}{\epsilon}) d\epsilon. \end{aligned}$$

We check that $\int_0^{\frac{1}{\epsilon}} \log(\frac{1}{\epsilon}) d\epsilon < 1$ to arrive at Theorem 3.1. \square

The chief technical novelty of this proof is the bound on λ_* in terms of the diameter of the output space. This bound allows us to restrict the relevant function class in a way that allows us to appeal to standard techniques from empirical process theory to obtain uniform convergence results. In prior work (e.g. Lee and Raginsky [23]), this bound relies on smoothness properties of the loss, but this precludes non-smooth $d_{\mathcal{Y}}$ in our problem setting.

Corollary A.4. Assume there is $h_0 \in \mathcal{H}$ such that $L(h_0) + \rho R(h_0) < \delta_0$. As long as $D_{\mathcal{X}}, D_{\mathcal{Y}}, J(\mathcal{L})$, and $J(\mathcal{G})$ are all finite, any global minimizer $\hat{h} \in \arg \min_{h \in \mathcal{H}} \hat{L}(h) + \rho \hat{R}(h)$ satisfies

$$L(\hat{h}) + \rho R(\hat{h}) \leq \delta_0 + 2 \left(\frac{24J(\mathcal{L}) + 48\rho(J(\mathcal{D}) + \frac{1}{\epsilon} D_{\mathcal{X}} D_{\mathcal{Y}})}{\sqrt{n}} + (\bar{L} + \rho D_{\mathcal{Y}}) \left(\frac{\log \frac{2}{t}}{2n} \right)^{\frac{1}{2}} \right)$$

with probability at least $1 - 2t$.

Proof. Let $F(h) \triangleq L(h) + \rho R(h)$ and \hat{F} be its empirical counterpart. The optimality of \hat{h} implies $F(\hat{h}) = F(\hat{h}) - \hat{F}(\hat{h}) + \hat{F}(\hat{h}) - \hat{F}(h_0) + \hat{F}(h_0) - F(h_0) + F(h_0) \leq \delta_0 + 2 \sup_{h \in \mathcal{H}} |\hat{F}(h) - F(h)|$.

We have

$$\sup_{h \in \mathcal{H}} |\hat{F}(h) - F(h)| \leq \sup_{h \in \mathcal{H}} |\hat{L}(h) - L(h)| + \rho \sup_{h \in \mathcal{H}} |\hat{R}(h) - R(h)|. \quad (\text{A.6})$$

We assumed ℓ is bounded, so $\sup_{h \in \mathcal{H}} |\hat{L}(h) - L(h)|$ has bounded differences inequality, so it concentrates sharply around its expectation. By the bounded-differences inequality and a standard symmetrization argument,

$$\sup_{h \in \mathcal{H}} |\hat{L}(h) - L(h)| \leq 2\mathfrak{R}_n(\mathcal{L}) + \bar{L} \left(\frac{\log \frac{2}{t}}{2n} \right)^{\frac{1}{2}}$$

with probability at least $1 - t$, where $\mathfrak{R}_n(\mathcal{L})$ is the Rademacher complexity of \mathcal{L} . By Dudley’s entropy integral,

$$\mathfrak{R}_n(\mathcal{L}) \leq \frac{12}{\sqrt{n}} \int_0^\infty \log N(\mathcal{L}, \|\cdot\|_\infty, \epsilon)^{\frac{1}{2}} d\epsilon,$$

so the first term on the right side of (A.6) is at most

$$\sup_{h \in \mathcal{H}} |\hat{L}(h) - L(h)| \leq \frac{24J(\mathcal{L})}{\sqrt{n}} + \bar{L} \left(\frac{\log \frac{2}{t}}{2n} \right)^{\frac{1}{2}}$$

with probability at least $1 - t$. Theorem 3.1 implies the second term on the right side of (A.6) is at most

$$\sup_{h \in \mathcal{H}} |\hat{R}(h) - R(h)| \leq \frac{48(J(\mathcal{D}) + \frac{1}{\epsilon} D_{\mathcal{X}} D_{\mathcal{Y}})}{\sqrt{n}} + D_{\mathcal{Y}} \left(\frac{\log \frac{2}{t}}{2n} \right)^{\frac{1}{2}}$$

with probability at least $1 - t$. We combine the bounds to arrive at the stated result. \square

B SenSel and baselines implementation details

In this section we describe implementation details of all methods and hyperparameter selection to facilitate reproducibility of the experimental results reported in the main text.

Improving balanced accuracy All three datasets we consider have noticeable class imbalances: over 80% comments in toxicity classification are non-toxic; several occupations in the Bias in Bios dataset are scarcely present (see Figure 1 in De-Arteaga et al. [6] for details); about 75% of individuals in the Adult dataset make below \$50k a year. Because of this class imbalance we choose to report balanced accuracy to quantify classification performance of different methods. Balanced accuracy is simply an average of true positive rates of all classes. To improve balanced accuracy for all methods we use balanced mini-batches following Yurochkin et al. [39], i.e. when sampling a mini-batch we enforce that every class is equally represented.

Fair regularizer distance metric Recall that fair regularizer in Definition 2.1 of the main text requires selecting a distance metric on the classifier outputs $d_{\mathcal{Y}}(h(x), h(x'))$. This distance is also required for the implementation of Counterfactual Logit Pairing (CLP) [10]. In a K -class problem, let $h(x) \in \mathbf{R}^K$ denote a vector of K logits of a classifier for an observation x , then for both SenSel and CLP we define $d_{\mathcal{Y}}(h(x), h(x')) = \frac{1}{K} \|h(x) - h(x')\|_2^2$, i.e. mean squared difference between logits of x and x' . This is one of the choices empirically studied by Yang et al. [38] for image classification. We defer exploring alternative fairness regularizer distance metrics for future work.

Data processing and classifier architecture Data processing and classifier are shared across all methods in all experiments. In Toxicity experiment we utilized BERT [7] fine-tuned on a random 33% subset of the data. We downloaded the fine-tuned model from one of the Kaggle kernels.¹ In the Bios experiment for each train-test split we fine-tuned BERT-Base, Uncased² for 3 epochs

¹<https://www.kaggle.com/taindow/bert-a-fine-tuning-example>

²<https://github.com/google-research/bert>

with mini-batch size 32, learning rate $2e-5$ and 128 maximum sequence length. In both Toxicity and Bios experiments we obtained 768-dimensional sentence representations by average-pooling token embeddings of the corresponding fine-tuned BERTs. Then we trained a fully connected neural network with one hidden layer consisting of 2000 neurons with ReLU activations using BERT sentence representations as inputs.

For Adult experiment we followed data processing and classifier choice (i.e. 100 hidden units neural network) as described in Yurochkin et al. [39].

Hyperparameters selection In Table 4 for each hyperparameter we summarize its meaning, abbreviation, name in the code provided with the submission³ and methods where it is used.

To select hyperparameters for each experiment we performed a grid search on an independent train-test split. Then we fixed selected hyperparameters and ran 10 experiment repetitions with random train test splits (these results are reported in the main text). Hyperparameter choices for all experiments are summarized in Tables 5, 6, 7. For the Adult experiment we duplicated results for all prior methods from Yurochkin et al. [39].

Table 4: Hyperparameter names and notations

	notation	name in code	relevant methods
Number of optimization steps	E	<i>epoch</i>	All
Mini-batch size	B	<i>batch_size</i>	All
Parameter learning rate η	η	<i>lr</i>	All
Subspace attack step size	s	<i>adv_step</i>	SenSeI, SenSR
Number of subspace attack steps	se	<i>adv_epoch</i>	SenSeI, SenSR
Full attack step size	f	<i>l2_attack</i>	SenSeI, SenSR
Number of full attack steps	fe	<i>adv_epoch_full</i>	SenSeI, SenSR
Attack budget ϵ	ϵ	<i>ro</i>	SenSeI, SenSR
Fair regularization strength ρ	ρ	<i>fair_reg</i>	SenSeI, CLP

Table 5: Hyperparameter choices in Toxicity experiment

	E	B	η	s	se	f	fe	ϵ	ρ
Baseline	100k	256	$1e-5$	—	—	—	—	—	—
SenSR	100k	256	$1e-5$	0.1	10	0	0	0	—
SenSeI	100k	256	$1e-5$	0.1	10	0	0	0	5
CLP	100k	256	$1e-5$	—	—	—	—	—	5

Table 6: Hyperparameter choices in Bios experiment

	E	B	η	s	se	f	fe	ϵ	ρ
Baseline	100k	504	$1e-6$	—	—	—	—	—	—
SenSR	100k	504	$1e-5$	0.1	50	0.01	10	0.1	—
SenSeI	100k	504	$1e-5$	0.1	50	0.01	10	0.1	5
CLP	100k	504	$1e-5$	—	—	—	—	—	5

Table 7: Hyperparameter choices in Adult experiment

	E	B	η	s	se	f	fe	ϵ	ρ
SenSeI	200k	1000	$1e-5$	5	50	0.001	50	0.01	40

³We will open-source the code and merge variable names with their abbreviations

C Fairness metrics definitions

Individual fairness To compare individual fairness we used two metrics: prediction consistency and Counterfactual Token Fairness (CTF) score of Garg et al. [10]. The idea behind these metrics is to quantify changes in prediction when modifying original data in ways that intuitively should not change behavior of an individually fair classifier.

For Toxicity experiment an individually fair classifier should not change its prediction when a word “gay” in a comment is replaced with a word “straight”. For example, we expect toxicity predictions on “Some people are gay” and “Some people are straight” to be the same. Following prior work [8, 10] we considered a set of 50 tokens⁴ that should not affect the classifier when interchanged. For any comment that contains at least one of these 50 tokens we can create 49 versions of it via a simple word replacement and evaluate classifier prediction and probability of being toxic for each of the 50 variations (including the original). Prediction consistency is the proportion of comments (with at least one of the 50 tokens) where prediction is the same on *all* 50 variations. CTF score is the average (across all comments with at least one of the 50 tokens) standard deviation of the toxicity probability across 50 variations.

We use similar individual fairness metrics for the Bios experiment. We create a single variation of each bio by interchanging “he” and “she”; “his” and “her”; “him” and “hers”; “himself” and “herself”; “mr” and “ms” or “mrs”; original name with a random name from a different gender sampled among those present in the data. Prediction consistency is computed as before using 2 variations (including the original one) of each bio. Note that although there are fewer variations, there are significantly more classes in the Bios dataset. CTF score is the average (across all bios) squared Euclidean distance between the vectors of class probabilities for the 2 bio variations.

In the Adult experiment we compute same individual fairness metrics as in Yurochkin et al. [39]. S-Con. (spouse consistency) is the prediction consistency when creating data variations by altering marital status feature. GR-Con. (gender and race consistency) is the prediction consistency when creating data variations by altering race and gender features.

Group fairness In our experiments we observed that enforcing individual fairness also has positive effect on group fairness metrics.

In the Toxicity experiment we used accuracy parity [40, 42] to quantify group fairness. There are multiple protected groups in the Toxicity dataset (e.g. “muslim”, “white”, “black”, “homosexual or lesbian”) that correspond to human annotated identity contexts (not necessarily mutually exclusive). To account for this when evaluating accuracy parity we computed accuracies for each of the protected groups and reported their standard deviation. Large standard deviation implies that classifier is significantly more accurate on some protected groups than on the others. Because of the class imbalance we also reported standard deviation of the corresponding balanced accuracies.

For the Bios experiment we used same group fairness metrics as in the prior works studying this dataset [33, 30]. Here protected attribute is binary: male or female genders. Let $\text{TPR}_{0,k}$ and $\text{TPR}_{1,k}$ denote true positive rates for class k for protected attributes 0 and 1. Then TPR gap for class k is $\text{Gap}_k = |\text{TPR}_{0,k} - \text{TPR}_{1,k}|$. The summary statistics we report are $\text{Gap RMS} = \sqrt{\frac{1}{K} \sum_k \text{Gap}_k^2}$ and $\text{Gap ABS} = \frac{1}{K} \sum_k \text{Gap}_k$.

For the Adult experiment we used same group fairness metrics as in Yurochkin et al. [39], which correspond to Gap RMS described above and $\text{Gap MAX} = \max_k \text{Gap}_k$, evaluated with respect to race and gender (both are binary protected attributes in the dataset).

D Additional fairness-accuracy trade-off results

In Figures 2 and 3 of the main text we presented trade-offs between prediction consistency and balanced accuracy for SenSel and CLP [10] for the Toxicity and Bios experiments. For completeness we also present corresponding CTF score and balanced accuracy trade-offs in Figure 3. As with the prediction consistency, we see that increasing fair regularization strength ρ allows to train classifiers

⁴https://github.com/conversationai/unintended-ml-bias-analysis/blob/master/unintended_ml_bias/bias_madlibs_data/adjectives_people.txt

with better individual fairness properties. SenSel outperforms CLP as it trains classifiers with lower CTF score across all values of ρ .

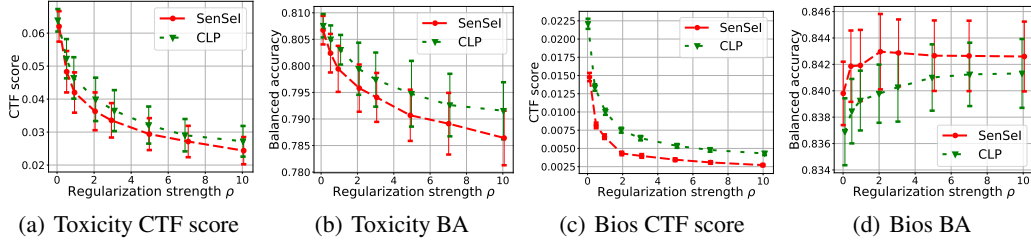


Figure 3: Balanced accuracy (BA) and CTF score trade-off on Toxicity and Bios experiments