

BENDING LAMINATIONS ON CONVEX HULLS OF ANTI-DE SITTER QUASICIRCLES

LOUIS MERLIN AND JEAN-MARC SCHLENKER

ABSTRACT. Let λ_- and λ_+ be two bounded measured laminations on the hyperbolic disk \mathbb{H}^2 , which “strongly fill” (definition below). We consider the left earthquakes along λ_- and λ_+ , considered as maps from the universal Teichmüller space \mathcal{T} to itself, and we prove that the composition of those left earthquakes has a fixed point. The proof uses anti-de Sitter geometry. Given a quasi-symmetric homeomorphism $u : \mathbb{RP}^1 \rightarrow \mathbb{RP}^1$, the boundary of the convex hull in AdS^3 of its graph in $\mathbb{RP}^1 \times \mathbb{RP}^1 \simeq \partial AdS^3$ is the disjoint union of two embedded copies of the hyperbolic plane, pleated along measured geodesic laminations. Our main result is that any pair of bounded measured laminations that “strongly fill” can be obtained in this manner.

CONTENTS

1. Introduction and main results	1
1.1. Quasi-symmetric homeomorphisms	1
1.2. Measured laminations in the hyperbolic plane	2
1.3. Fixed points of compositions of earthquakes	2
1.4. The anti-de Sitter space and its boundary	3
1.5. Quasicircles in ∂AdS^3	3
1.6. Bending laminations on the boundary of the convex hull	3
1.7. Related results	3
1.8. Examples and limitations	4
Acknowledgement	4
2. Background material.	4
2.1. Cross-ratios	4
2.2. Measured laminations.	4
2.3. On the geometry of the AdS^3 -space.	5
2.4. The Rhombus	7
2.5. The width of acausal meridians	7
3. Ideal polyhedra and approximation of laminations.	7
3.1. Ideal polyhedra with prescribed dihedral angles	7
3.2. Approximation of a pair of laminations	8
4. Proof of Theorem B.	12
4.1. Discrete approximations of quasi-symmetric homeomorphisms	12
4.2. The discrete approximations are uniformly quasi-symmetric.	13
4.3. Convergence of bending laminations	15
5. Earthquakes	15
6. Examples	16
6.1. Necessary conditions on pairs laminations	16
6.2. An example of a pair that cannot be realized	16
References	16

1. INTRODUCTION AND MAIN RESULTS

1.1. Quasi-symmetric homeomorphisms. We denote by \mathbb{D} the unit disk in \mathbb{C} . Let $f : \mathbb{D} \rightarrow \mathbb{D}$ be a diffeomorphism. Its *conformal distortion* at a point $x \in \mathbb{D}^2$ is the smallest real $K \geq 1$ such that $cg_{Eucl} \leq$

Date: v1, June 25, 2020.

Partially supported by FNR grant OPEN/16/11405402.

Partially supported by FNR grants INTER/ANR/15/11211745 and OPEN/16/11405402. The author also acknowledge support from U.S. National Science Foundation grants DMS-1107452, 1107263, 1107367 “RNMS: GEometric structures And Representation varieties” (the GEAR Network).

$f^*g_{Eucl} \leq Kc g_{Eucl}$ for some $c > 0$, and f is K -quasi-conformal if its conformal distortion is at most K everywhere. It is *quasi-conformal* if it is K -quasi-conformal for some $K \geq 1$.

Definition 1.1. A homeomorphism $u : \mathbb{RP}^1 \rightarrow \mathbb{RP}^1$ is *quasi-symmetric* if it is the boundary value of a quasi-conformal diffeomorphism $f : \mathbb{D} \rightarrow \mathbb{D}$. (Here \mathbb{RP}^1 is identified with $\partial\mathbb{D}$.)

We denote by \mathcal{QS} the space of quasi-symmetric orientation-preserving homeomorphisms from \mathbb{RP}^1 to \mathbb{RP}^1 .

The universal Teichmüller space \mathcal{T} is the quotient of $\text{Homeo}_{qs}(\mathbb{RP}^1)$ by $\text{PSL}_2(\mathbb{R})$ (acting on $\text{Homeo}_{qs}(\mathbb{RP}^1)$ by post-composition):

$$\mathcal{T} = \text{PSL}_2(\mathbb{R}) \backslash \text{Homeo}_{qs}(\mathbb{RP}^1).$$

It is indeed “universal” as it contains a copy of the Teichmüller space of a genus g surface for any g , see *e.g.* [Ber70, GH02].

1.2. Measured laminations in the hyperbolic plane. We now consider the hyperbolic plane \mathbb{H}^2 , which can be identified with \mathbb{D} using the Poincaré model. A *geodesic lamination* is a closed subset in \mathbb{H}^2 which is a disjoint union of complete geodesics, and a *measured geodesic lamination* is a geodesic lamination equipped with a transverse measure, see *e.g.* [FLP91] and Section 2.2. We denote by \mathcal{ML} the space of measured laminations on \mathbb{H}^2 .

A measured geodesic lamination λ is *bounded* if there exists $C > 0$ such that any geodesic segment of unit length has intersection at most C with λ . We denote by \mathcal{ML}_b the space of bounded measured geodesic laminations on \mathbb{H}^2 .

A measured geodesic lamination $\lambda \in \mathcal{ML}$ defines a discontinuous map from \mathbb{H}^2 to itself called a *left earthquake* along λ , see [Thu86, Bon92]. In the simpler case when the support of λ is discrete and each leaf has an atomic weight, the left (resp. right) earthquake along λ corresponds to cutting \mathbb{H}^2 along each leaf of λ , sliding the left (resp. right) side by a distance equal to the weight, and gluing back. We denote the left (resp. right) earthquake along λ by E_λ^l (resp. E_λ^r). (Note that the definition depends on the orientation chosen along λ , but the resulting map does not.)

Thurston [Thu86] proved that:

- (1) for any bounded measured lamination λ , the left earthquake E_λ^l extends as a quasi-symmetric homeomorphism from $\partial_\infty \mathbb{H}^2$ (identified with \mathbb{RP}^1) to itself,
- (2) any quasi-symmetric homeomorphism from $\partial_\infty \mathbb{H}^2$ to itself is the boundary value of the left earthquake along a unique bounded measured lamination.

It is useful here to consider earthquakes as maps from the universal Teichmüller space to itself.

Definition 1.2. We denote by $\mathcal{E}^l : \mathcal{ML}_b \times \mathcal{QS} \rightarrow \mathcal{QS}$ the map defined as

$$\mathcal{E}^l(\lambda)(u) = E^l(u_*\lambda) \circ u ,$$

and similarly for \mathcal{E}^r .

Finally we need a notion of “filling” pair of measured bending laminations.

Definition 1.3. Let λ and μ be two measured laminations on \mathbb{H}^2 . We say that λ and μ *strongly fill* if, for any $\varepsilon > 0$, there exists $c > 0$ such that, if γ is a geodesic segment in \mathbb{H}^2 of length at least c ,

$$i(\gamma, \lambda) + i(\gamma, \mu) \geq \varepsilon .$$

For instance, if λ_S and μ_S are two measured laminations on a closed surface S that together fill, then their lifts λ, μ are bounded measured laminations on \mathbb{H}^2 that strongly fill in our sense.

1.3. Fixed points of compositions of earthquakes. We can now give a first formulation of our main result.

Theorem A. Let $\lambda_-, \lambda_+ \in \mathcal{ML}_b$ be two laminations that strongly fill. There exists a quasi-symmetric homeomorphism $u : \mathbb{RP}^1 \rightarrow \mathbb{RP}^1$ such that $\mathcal{E}^l(\lambda_l)(u) = \mathcal{E}^r(\lambda_r)(u)$.

Question 1.4. In this setting, is u unique?

Another way to state Theorem A, reminiscent of the main result in [BS12], is that if $\lambda_l, \lambda_r \in \mathcal{ML}$ strongly fill, then $\mathcal{E}^l(\lambda_l) \circ \mathcal{E}^r(\lambda_r) : \mathcal{QS} \rightarrow \mathcal{QS}$ has a fixed point. Question 1.4 is equivalent to asking whether this fixed point is unique.

The proof of Theorem A can be found in Section 5, where it is proved that it follows from Theorem B below.

1.4. The anti-de Sitter space and its boundary. The proof of Theorem A uses anti-de Sitter geometry. Anti-de Sitter space is the Lorentzian cousin of hyperbolic space. In dimension 3, it can be defined as the projectivisation of a quadric in the flat space $\mathbb{R}^{2,2}$ of signature $(2, 2)$:

$$AdS^3 = \{x \in \mathbb{R}^{2,2} \mid \langle x, x \rangle = -1\} / \{\pm 1\}$$

with the induced metric. It is a Lorentzian space of constant curvature -1 , homeomorphic to $\mathbb{D} \times S^1$.

This space AdS^3 has a projective model analogous to the Klein model of \mathbb{H}^3 , where a “hemisphere” of AdS^3 is mapped to the interior of the quadric of equation $x^2 + y^2 = 1 + z^2$ in \mathbb{R}^3 . AdS^3 is in this manner equipped with a “projective boundary” ∂AdS^3 . This projective boundary is naturally endowed with a conformal Lorentzian structure, analogous to the conformal structure on $\partial_\infty \mathbb{H}^3$, see Section 2.3. In fact ∂AdS^3 can be identified with $\mathbb{RP}^1 \times \mathbb{RP}^1$, with $\{x\} \times \mathbb{RP}^1$ or $\mathbb{RP}^1 \times \{y\}$ corresponding to either

- the isotropic lines of the Lorentzian conformal structure on ∂AdS^3 , or
- the lines on the quadric of equation $x^2 + y^2 = z^2 + 1$ in \mathbb{R}^3 .

1.5. Quasicircles in ∂AdS^3 . The following definition seems to be the natural analog in AdS geometry of the notion of quasi-circles in \mathbb{CP}^1 . Quasi-circles in ∂AdS^3 are “space-like” in a weak sense in ∂AdS^3 equipped with its conformal Lorentzian structure – the proper notion here being that they are acausal meridians, with a limited regularity.

Definition 1.5. A *quasicircle* in ∂AdS^3 is the graph of a quasi-symmetric homeomorphism from \mathbb{RP}^1 to \mathbb{RP}^1 , in the identification of ∂AdS^3 with $\mathbb{RP}^1 \times \mathbb{RP}^1$.

There are a number of reasons to believe that, albeit being quite different in appearance, this is actually the “correct” analog of quasicircles in \mathbb{CP}^1 . For instance, Mess [Mes07, ABB⁺07] showed that globally hyperbolic 3-dimensional AdS spacetimes are analogous in deep ways to quasifuchsian hyperbolic manifolds, and their limit set in ∂AdS^3 is a quasicircle in the sense of Definition 1.5, just as the limit set of a quasifuchsian hyperbolic manifold is a quasicircle in \mathbb{CP}^1 . Another analogy appears in [BDMS19], where quasicircles appear in both the hyperbolic and AdS setting as ideal boundaries of pleated surfaces and constant curvature surfaces.

We will also use a natural notion of *parameterized* quasicircle, already seen in [BDMS19].

Definition 1.6. A *parameterized quasicircle* in ∂AdS^3 is a map $u : \mathbb{RP}^1 \rightarrow \partial AdS^3$ such that, under the identification of ∂AdS^3 , the composition on the left of u with either the left or the right projection is quasi-symmetric.

It follows from this definition that the image of a parameterized quasicircle is a quasicircle according to Definition 1.5.

1.6. Bending laminations on the boundary of the convex hull. Given a quasi-circle $C \subset \partial AdS^3$, its convex hull in the projective model of AdS^3 is a convex subset of AdS^3 with a boundary composed of two space-like surfaces $\partial_\pm CH(C)$. The geometry of those surfaces was analysed by Mess [Mes07] in analogy with the hyperbolic convex hull of quasi-circles in \mathbb{CP}^1 . In both cases the boundaries are the disjoint unions of two pleated hyperbolic planes, that is, isometrically embedded copies of the hyperbolic plane pleated along measured lamination λ_- , λ_+ .

Theorem B. Let $\lambda_-, \lambda_+ \in \mathcal{ML}_b$ two bounded measured laminations that strongly fill. There exists a parameterized quasicircle $u : \mathbb{RP}^1 \rightarrow \partial AdS^3$ such that the measured bending laminations on the upper and lower boundary components of $CH(u(\mathbb{RP}^1))$ are $u_*(\lambda_+)$ and $u_*(\lambda_-)$, respectively.

Theorem B might not be optimal, in the sense that the conditions that λ_-, λ_+ fill strongly might not be necessary. In fact the only *necessary* conditions that we know on λ_-, λ_+ is that they must fill in a much weaker sense (each complete geodesic in \mathbb{H}^2 has positive intersection with either λ_- or λ_+ , see Section 6.1). In Section 6.2, we show by an example that this “weak” filling condition is not sufficient.

Question 1.4 is equivalent to asking whether the parameterized quasicircle u in Theorem B is unique (up to post-composition by a isometry of AdS^3).

1.7. Related results. The results presented here are related to a number of recent results in hyperbolic or AdS geometry.

Quasifuchsian AdS spacetimes. This corresponds to the case where the quasicircle C is invariant under the action of a surface group, which acts on the domain of dependence of C with quotient a globally hyperbolic compact maximal AdS spacetime. The past and future boundary components of $CH(C)$ are then also invariants, and their quotients by the surface group action are the future and past boundary components of the convex core of the quotient spacetime. The measured laminations λ_{\pm} can be considered as measured laminations on a closed surface S . Theorems A and B then reduce to the main results in [BS12].

Here, too, uniqueness remains elusive.

Quasifuchsian hyperbolic manifolds. The situation is similar for quasifuchsian manifolds. In this case, it was proved by Bonahon and Otal [BO04] that any pair of measured laminations on a closed surface, that fill and have no closed leaf with weight larger than π , can be realized as the measured bending lamination on the boundary of the convex core of a quasifuchsian manifold. Uniqueness, however, is only known for laminations whose support is a multicurve.

The analog of Theorem B in the hyperbolic context – but without group action – is not known.

K -surfaces in AdS^3 . Theorem B can also be considered when the boundaries of the convex hull of C is replaced by a pair of convex surfaces of constant curvature $K < -1$ in AdS^3 . The bending measure is then replaced by the *third fundamental forms* of the K -surfaces, and the analog of Theorem B for those K -surfaces is proved in [BDMS19]. There is an analog of Theorem A associated to those K -surfaces, where earthquakes are replaced by *landslides* as introduced in [BMS13, BMS15].

1.8. Examples and limitations. We will see in Section 6 that although our main results are presumably not optimal, the precise statement of an optimal result is not quite as simple as one could imagine.

Acknowledgement. The second-named author would like to thank Francesco Bonsante for useful conversations related to the content of this paper.

2. BACKGROUND MATERIAL.

2.1. Cross-ratios. In the sequel, we will also use a characterization of quasi-symmetric homeomorphisms in terms of cross-ratios. In order to state it, we denote the cross-ratio of a 4-tuple of points (a, b, c, d) in $(\mathbb{R} \cup \{\infty\})^4$ by $cr(a, b, c, d)$:

$$cr(a; b; c; d) = \frac{(c-a)(d-b)}{(b-a)(d-c)}.$$

The map cr is invariant under the diagonal action of the Möbius group and thus determines a well-defined map

$$cr : (\mathbb{RP}^1)^4 \rightarrow \mathbb{RP}^1$$

when we identify $\mathbb{R} \cup \{\infty\}$ with \mathbb{RP}^1 . We say that (a, b, c, d) are in symmetric position if they are the images of $(-1, 0, 1, \infty)$ by a Möbius transformation (for the diagonal action on $(\mathbb{RP}^1)^4$). Equivalently $cr(a; b; c; d) = -1$.

Lemma 2.1 ([FM07]). *The homeomorphism $u : \mathbb{RP}^1 \rightarrow \mathbb{RP}^1$ is k -quasi-symmetric if and only if there exists k' such that, for any symmetric 4-tuple of points (a, b, c, d) , then*

$$-k \leq cr(u(a); u(b); u(c); u(d)) \leq -\frac{1}{k'}$$

The constant k goes to infinity if and only of k' does.

2.2. Measured laminations. We defined in the introduction a lamination λ as a closed set which is the disjoint union of complete geodesics in \mathbb{H}^2 . A transverse invariant measure associated to a lamination λ is a non-negative Radon measure defined on each embedded differentiable arc γ which is transverse to λ , and such that, if there exists a homotopy sending γ to γ' while respecting λ , then the measure on γ is the same as the measure on γ' . We say that the measured geodesic lamination has full support if the support of the transverse measure is exactly λ . For the rest of the paper, we always assume that the measured geodesic laminations have full support.

In \mathbb{H}^2 , a (unparametrized) complete geodesic is characterized by the set of its 2 endpoints in $\partial_{\infty}\mathbb{H}^2$. Under the identification $\partial_{\infty}\mathbb{H}^2 \simeq \mathbb{RP}^1$, a geodesic lamination is then a closed subset of

$$(\mathbb{RP}^1 \times \mathbb{RP}^1 \setminus \Delta) / \mathbb{Z}_2,$$

where Δ is the diagonal set in the product $\mathbb{RP}^1 \times \mathbb{RP}^1$ and \mathbb{Z}_2 acts by switching the endpoints. As a consequence, one can also see measured laminations as measures on $\mathbb{RP}^1 \times \mathbb{RP}^1 \setminus \Delta$, with the choice of a section from

$(\mathbb{RP}^1 \times \mathbb{RP}^1 \setminus \Delta) / \mathbb{Z}_2$ that does not need to be specified. This allows to define a topology on the space of measured laminations: the weak- \star topology on measures on $\mathbb{RP}^1 \times \mathbb{RP}^1 \setminus \Delta$.

Lemma 2.2. *Let λ_+, λ_- be any two bounded laminations. Then there exists a constant C such that, for any 4-tuple of pairwise distinct points $a, b, c, d \in \mathbb{RP}^1$, one has*

$$\min \{ \lambda_+([a, b] \times [c, d]) + \lambda_-([a, b] \times [c, d]), \lambda_+([a, c] \times [b, d]) + \lambda_-([a, c] \times [b, d]) \} \leq C.$$

Proof. Denote by $\gamma_{ab}, \gamma_{cd}, \gamma_{ac}$ and γ_{bd} the four geodesics in \mathbb{H}^2 connecting the points ab, cd, ac and bd . Since the point a, b, c, d are distinct, there exist two uniquely determined geodesic segments h and k , perpendicular to γ_{ab} and γ_{cd} and γ_{ac} and γ_{bd} respectively. Any leaf of λ_{\pm} connecting $[a, b]$ to $[c, d]$ must intersect h , and similarly for k . Since λ_+ and λ_- are bounded, the result will follow from the fact that either the length of h or the length of k is bounded. But it is a classical fact in hyperbolic geometry [Bus92, theorem 2.3.1 (i)] that

$$\sinh\left(\frac{L(h)}{2}\right) \sinh\left(\frac{L(k)}{2}\right) = 1$$

which means that h and k cannot both be of length greater than $2\operatorname{argsinh}(1)$. \square

2.3. On the geometry of the AdS^3 -space. We recall in this section some key properties of the 3-dimensional AdS space. The original source for most of the points described here is [Mes07, Section 7], see also [ABB⁺07]. More details can be found in [BS20] or in the background sections of [BM12, BS12, BS10, DMS20].

The Lie group model. We consider the group $\operatorname{PSL}_2(\mathbb{R})$ with its Killing form κ . We recall that κ is defined on the Lie algebra $\mathfrak{sl}_2(\mathbb{R})$ of the group $\operatorname{PSL}_2(\mathbb{R})$ by, for $u, v \in \mathfrak{sl}_2(\mathbb{R})$,

$$\kappa(u, v) = \operatorname{tr}(ad(u) \circ ad(v)).$$

The Killing form is Ad -invariant and so defines a pseudo-Riemannian metric on the whole group $\operatorname{PSL}_2(\mathbb{R})$ (still denoted κ). Its signature is $(2, 1)$.

We define the Anti de Sitter space of dimension 3 (AdS^3) as the group $\operatorname{PSL}_2(\mathbb{R})$ together with the Lorentzian metric $g_{AdS^3} = \frac{1}{8}\kappa$. The normalizing constant $\frac{1}{8}$ is made so that the Lorentzian curvature of g_{AdS^3} is precisely -1 .

Since the metric g_{AdS^3} is indefinite, the tangent vectors have a type that we call:

- space-like if its g_{AdS^3} squared norm is positive,
- time-like if its g_{AdS^3} squared norm is negative and
- light-like if its g_{AdS^3} squared norm vanishes.

In any tangent space, the set of light-like vectors forms a cone, and the set of time-like vectors has two connected components: the future-pointing time-like vectors and the past-pointing time-like vectors. Even though the space AdS^3 is not simply connected, the choice of future-pointing and past-pointing time-like vectors can be done consistently. We refer to this choice as the time-orientation of AdS^3 . It is also oriented by the choice of a tangent basis of the form $(u, v, [u, v])$ for any two space-like vectors u, v .

The time-preserving, orientation-preserving isometry group of AdS^3 satisfies

$$\operatorname{Isom}_0(AdS^3) = SO_0(2, 2) = SO_0(2, 1) \times SO_0(2, 1) = \operatorname{PSL}_2(\mathbb{R}) \times \operatorname{PSL}_2(\mathbb{R}).$$

One way to recover this identification is by remarking that $\operatorname{PSL}_2(\mathbb{R})$ acts on itself by left and right multiplications. When $\operatorname{PSL}_2(\mathbb{R})$ equipped with its Killing metric is identified with AdS^3 , the action of $\operatorname{PSL}_2(\mathbb{R}) \times \operatorname{PSL}_2(\mathbb{R})$ by left and right multiplication is isometric, because the Killing form of $\operatorname{PSL}_2(\mathbb{R})$ is left and right invariant. The corresponding morphism from $\operatorname{PSL}_2(\mathbb{R}) \times \operatorname{PSL}_2(\mathbb{R})$ to $\operatorname{Isom}_0(AdS^3)$ turns out to be an isomorphism.

The projective model. We now construct another avatar of AdS^3 , called the projective model.

On the space $\mathcal{M}_2(\mathbb{R})$, we denote by q the quadratic form $-\det$. The associated symmetric bilinear form $\langle \cdot, \cdot \rangle$ has signature $(2, 2)$. It is easy to see that the restriction of $\langle \cdot, \cdot \rangle$ to $\operatorname{SL}_2(\mathbb{R})$ corresponds to (the double cover of) the metric g_{AdS^3} , so that we can identify AdS^3 with

$$\operatorname{PSL}_2(\mathbb{R}) = \{A \in \mathcal{M}_2(\mathbb{R}) \mid q(A) = -1\} / \{\pm 1\},$$

endowed with the metric descending from $\langle \cdot, \cdot \rangle$. We choose the system of coordinates in $\mathcal{M}_2(\mathbb{R})$ so that it is diffeomorphic to \mathbb{R}^4 through the diffeomorphism

$$\begin{aligned} \varphi : \quad \mathbb{R}^4 &\longrightarrow \mathcal{M}_2(\mathbb{R}) \\ (x_1, x_2, x_3, x_4) &\longmapsto \begin{pmatrix} x_1 - x_3 & -x_2 + x_4 \\ x_2 + x_4 & x_1 + x_3 \end{pmatrix}. \end{aligned}$$

It is easy to check that, in this coordinate system, we have

$$q(A) = -x_1^2 - x_2^2 + x_3^2 + x_4^2,$$

so that AdS^3 identifies with the subset

$$\Omega = \{[x_1, x_2, x_3, x_4] \in \mathbb{RP}^3 \mid -x_1^2 - x_2^2 + x_3^2 + x_4^2 < 0\}$$

in \mathbb{RP}^3 . The metric g_{AdS^3} is compatible with projective geometry, in the sense that geodesics of AdS^3 are projective lines and the isometry group $\text{Isom}AdS^3$ identifies with the subgroup of $\text{PGL}_4(\mathbb{R})$ which preserves q , i.e the group $\text{PO}(2, 2)$. See [FS19].

Boundary of AdS^3 . As an open set of \mathbb{RP}^3 , AdS^3 has a natural compactification and the boundary is the 2-dimensional Einstein space $\text{Ein}^{1,1}$. Referring to the projective model above, $\text{Ein}^{1,1}$ is defined as the projectivization of isotropic lines for q . The restriction of $\langle \cdot, \cdot \rangle$ has signature $(1, 1)$ and the action of $\text{Isom}AdS^3$ extends to $\text{Ein}^{1,1}$ and acts by $q|_{\text{Ein}^{1,1}}$ -conformal transformations. We usually write $\text{Ein}^{1,1} = \partial AdS^3$.

The Lie group model of AdS^3 yields the identification $\text{Ein}^{1,1} \simeq \partial_\infty \mathbb{H}^2 \times \partial_\infty \mathbb{H}^2$ whereas the projective model yields $\text{Ein}^{1,1} \simeq \mathbb{RP}^1 \times \mathbb{RP}^1$. Either way $\text{Ein}^{1,1}$ is then a topological torus and AdS^3 is a solid torus. The projective model of AdS^3 allows to endow $\text{Ein}^{1,1}$ with a double ruling by projective lines of the form $\mathbb{RP}^1 \times \{\star\}$ (left ruling) or of the form $\{\star\} \times \mathbb{RP}^1$ (right ruling). Those lines are the null-lines for q . Note that there is also a time-orientation of $\text{Ein}^{1,1}$ coming from the time-orientation of AdS^3 .

Since $\text{Isom}(AdS^3)$ acts projectively on the projective model Ω , it acts projectively on $\partial\Omega$. So the action of $\text{Isom}_0(AdS^3)$ sends lines to lines, and the identity component $\text{Isom}_0(AdS^3)$ acts separately on each family of lines. Each of those families of lines is equipped with a real projective structure – coming from the intersection with any line of the other family – and the action of $\text{Isom}_0(AdS^3)$ on each family of lines is projective. This defines a morphism from $\text{Isom}_0(AdS^3)$ to $\text{PSL}_2(\mathbb{R}) \times \text{PSL}_2(\mathbb{R})$ which can be shown to be an isomorphism.

The left and right projections. Let Π_0 be a fixed totally geodesic space-like plane in AdS^3 . Its boundary $\partial\Pi_0 \subset \partial AdS^3$ is a circle which intersects exactly once every leaf of the left and of the right foliation of ∂AdS^3 . The product decomposition $\partial AdS^3 = \mathbb{RP}^1 \times \mathbb{RP}^1$ can therefore be used to project ∂AdS^3 to $\partial\Pi_0$ along the leaves of the left or of the right projection, leading to projection maps $\pi_L, \pi_R : \partial AdS^3 \rightarrow \partial\Pi_0$. Replacing Π_0 by another totally geodesic space-like leads to composing π_L, π_R on the left with a Möbius transformation.

Given another totally geodesic space-like plane $\Pi \subset AdS^3$, the restrictions of π_L, π_R to $\partial\Pi$ are Möbius transformations, which have a unique extension, that we call $\pi_{L,\Pi}, \pi_{R,\Pi}$, to an isometry from Π to Π_0 .

If now Σ is a space-like surface in AdS^3 , we can define left and right projections, still denoted by π_L, π_R , from Σ to Π_0 , in the following manner. For each point $x \in \Sigma$, let Π_x be the totally geodesic space-like plane tangent to Σ at x , and we define $\pi_L(x) = \pi_{L,\Pi_x}(x), \pi_R(x) = \pi_{R,\Pi_x}(x)$. It was already noted by Mess [Mes07] that if Σ is a pleated surface, then this construction defines a left (resp. right) earthquake along the measured bending lamination from Σ equipped with its induced (hyperbolic) metric to Π_0 .

Acausal meridians in ∂AdS^3 . Let again $\Sigma \subset AdS^3$ be a space-like surface, that we now consider to be extrinsically complete. Its boundary is then a curve $\partial\Sigma \subset \partial AdS^3$ which is weakly space-like in the conformal Lorentzian structure of ∂AdS^3 , in the sense that no two points can be connected by a short time-like segment.

In the identification of ∂AdS^3 with $\mathbb{RP}^1 \times \mathbb{RP}^1$, acausal meridians are graphs of functions from \mathbb{RP}^1 to \mathbb{RP}^1 . Those functions might however not be continuous, when the acausal meridian contains a light-like segment. Among the acausal meridians, it is natural to consider those which are graphs of more regular functions. As mentioned below, we call *quasicircle* an acausal meridian which is the graph of a quasi-symmetric homeomorphism.

Convex hulls of acausal meridians. It was already proved in [Mes07] that an acausal curve $C \subset \partial AdS^3$ is always disjoint from a certain totally geodesic space-like plane. As a consequence, it is fully contained in an affine chart of \mathbb{RP}^3 , and therefore in the boundary of a projective model of AdS^3 in \mathbb{R}^3 .

One can therefore define its convex hull in AdS^3 , in an affine manner, and the resulting subset does not depend on the affine chart that is chosen (assuming of course that it contains C). The complement of C in the boundary of this convex hull is then the union of two surfaces which are everywhere space-like or light-like, one future-oriented, the other past-oriented.

If C is a quasicircle, then each of those connected component of the complement of C in the boundary of $CH(C)$ is space-like. It is moreover isometric, with its induced metric, to the hyperbolic plane, and is pleated along a bounded measured foliation, see [Mes07].

2.4. The Rhombus. We now describe a very special acausal curve in ∂AdS^3 which plays a key role in a number of compactness questions in AdS geometry.

Definition 2.3 (The Rhombus). Consider four points $a < a'$ and $b < b'$ in \mathbb{RP}^1 ¹. The Rhombus is a curve inside ∂AdS^3 which connects the points $(a, b), (a', b), (a', b')$ and (a, b') in this order by lightlike lines (i.e of the form $\mathbb{RP}^1 \times \{\star\}$ or $\{\star\} \times \mathbb{RP}^1$).

We also call Rhombus the convex hull inside AdS^3 of such a curve. It is a tetrahedron, with two past oriented and two future oriented triangular faces. It has six edges, four of which being contained in ∂AdS^3 and light-like and the two remaining ones space-like lines in AdS^3 that we call the *axis*.

2.5. The width of acausal meridians. Another, related notion, also important for compactness issues in AdS geometry, is the *width* of an acausal curve.

Definition 2.4. The width of an acausal quasi-circle C is the supremum of the time distance between $\partial_- CH(C)$ and $\partial_+ CH(C)$.

As an example, it can be checked that the width of a rhombus is $\pi/2$, and any point in the past axis is connected to any point in the future axis by a time-like geodesic segment of length exactly $\pi/2$.

The following proposition appeared in [BS10], and can also be found as [BDMS19, Proposition 6.8].

Lemma 2.5. *Let C be an acausal curve in ∂AdS^3 . Its width is at most $\pi/2$. If C is a quasicircle, then the width of C is less than $\frac{\pi}{2}$. Conversely if the width of C is exactly $\frac{\pi}{2}$, then C is not a quasi-circle and one of the two cases occur.*

- (1) *The distance $\frac{\pi}{2}$ is achieved, in which case, C is a rhombus.*
- (2) *The distance $\frac{\pi}{2}$ is not achieved and there exists a sequence of isometries $\varphi_n \in \text{Isom}_0(AdS^3)$ such that $(\varphi_n(C))_{n \in \mathbb{N}}$ converges to a rhombus in the Hausdorff topology on compact subsets of AdS^3 .*

3. IDEAL POLYHEDRA AND APPROXIMATION OF LAMINATIONS.

In this section, we show how to approximate a pair of measured laminations that strongly fill in \mathbb{H}^2 by a sequence of pairs of “polyhedral” laminations, that is, measured laminations on ideal polygons with support contained in a union of disjoint diagonals. Those polyhedral laminations will be constructed so that they satisfy a result on the dihedral of ideal polyhedra in AdS^3 , so as to provide a sequence of polyhedra with dihedral angles converging, in a proper sense, to the pair of laminations. We will then show that this sequence of ideal polyhedra converges to the convex hull of an acausal curve, as needed for the proof of Theorem B

3.1. Ideal polyhedra with prescribed dihedral angles. We first define what we mean by a “polyhedral” measured lamination on \mathbb{H}^2 .

Definition 3.1. A measured lamination on \mathbb{H}^2 is *polyhedral* if its support is the disjoint union of a finite set of complete geodesics.

This notion is related to that of *ideal polyhedron* in AdS^3 . It is quite simple to define ideal polyhedra in the projective model of AdS^3 , see Section 2.3: it is a polyhedron with all vertices on the boundary ∂AdS^3 , but such that the complement of the vertices is contained in AdS^3 . It follows from this definition that all edges and all faces must be space-like, see [DMS20]. (There is also a similar notion of hyperideal polyhedron, see [CS19]).

Definition 3.2. Let P be an ideal polyhedron in AdS^3 , and let P_- and P_+ be its past and future boundary components. Each of those two pleated ideal polygons defines a polyhedral measured lamination. We denote these two laminations by $\lambda_-(P)$ and $\lambda_+(P)$ respectively. We denote by $V(P)$ the n -tuple of vertices of P , cyclically oriented in the order in which they occur on any acausal meridian containing them.

By construction, $\lambda_{\pm}(P)$ have a support which is a disjoint union of diagonals, that is, complete geodesics connecting two vertices.

Theorem 3.3. *Let $\lambda_-, \lambda_+ \in \mathcal{ML}$ be a pair of laminations that strongly fill. There exists a sequence $(P_n)_{n \in \mathbb{N}}$ of ideal polyhedra and a sequence u_n of functions from $V(P_n)$ to \mathbb{RP}^1 such that $((u_n)_*(\lambda_-(P_n)))_{n \in \mathbb{N}}$ and $((u_n)_*(\lambda_+(P_n)))_{n \in \mathbb{N}}$ converge to λ_- and λ_+ , respectively.*

¹The two points a and a' live on the same lightlike line in ∂AdS^3 , namely $\mathbb{RP}^1 \times \{\star\}$; this line is oriented by the time. Same for b and b' .

The convergence considered here is in the sense of weak-* convergence on measures in $\mathbb{RP}^1 \times \mathbb{RP}^1 \setminus \Delta$, see section 2.2.

In the proof of Theorem 3.3, the main tool to exhibit ideal polyhedra is [DMS20, Theorem 1.4] which we recall below.

Let Γ be a weighted graph, embedded in the 2-dimensional sphere. For an edge e of this graph, we denote by $\theta(e)$ its weight. To Γ , we associate the dual graph Γ^* . Given an edge e of Γ , we denote by e^* the dual edge. We say that a polyhedron $P(\Gamma)$ in AdS^3 is the realization of Γ if there is a bijection between the edges of Γ and the edges of $P(\Gamma)$ taking the weight of $e \in E(\Gamma)$ to the exterior dihedral angle of the corresponding edge in $P(\Gamma)$. [DMS20, Theorem 1.4] states that Γ can be realized if and only if the following criteria are fulfilled.

- (1) The graph Γ has a Hamiltonian path.
- (2) For any edge e of the Hamiltonian path, we have $\theta(e) < 0$, and $\theta(e) > 0$ otherwise.
- (3) If e_1^*, \dots, e_k^* bound a face of Γ^* , then

$$\sum_{i=1}^k \theta(e_i^*) = 0.$$

- (4) If e_1^*, \dots, e_k^* is a simple continuous path in Γ^* , which does not bound a face of Γ^* , then

$$\sum_{i=1}^k \theta(e_i^*) > 0.$$

Moreover the polyhedron $P(\Gamma)$ realizing Γ enjoys the following property: the vertices can all be connected by a polygonal curve composed of the edges separating two faces for which the exterior normals have opposite time orientation. Those edges are the ones coming from the Hamiltonian path. We refer to this polygonal curve as the *equator* of $P(\Gamma)$.

In light of this result, our goal becomes to construct a weighted graph satisfying properties (1) to (4) above.

3.2. Approximation of a pair of laminations. Let us start by an elementary construction.

We fix $n \in \mathbb{N}$, and we consider the disk $D(o, n)$ of radius n centered at a fixed point $o \in \mathbb{H}^2$. We remove from λ_- and λ_+ the leaves which does not intersect $D(o, n)$. We denote those truncated laminations by λ_-^n and λ_+^n ; our aim is to approximate them by polyhedral laminations. Making an arbitrarily small perturbation of λ_- and λ_+ , we assume that those truncated laminations are *rational*: they consist in disjoint union of isolated leaves and the measure is a finite sum of Dirac masses. Moreover, we can assume (and will use below) that the weight of each leaf is also a rational number. The total weight of those truncated lamination is finite, it equals the sum of the intersections of the circle $C(o, n)$ with the laminations λ_+ and λ_- . We denote this total weight by Λ_n .

We now arrange k points on the circle $\mathbb{S}^1 = \partial_\infty \mathbb{H}^2$ according to the following procedure. The number k will be chosen later as a function of n . We use the Poincaré disk model of \mathbb{H}^2 . We first set $a_1 = i$.

Assuming that a_j has been constructed, we construct a_{j+1} in such a way that the leaves of λ_-^n and λ_+^n limiting in the interval $(a_j a_{j+1})$ have a total weight at most $\frac{\Lambda_n}{k}$ and that the leaves of λ_-^n and λ_+^n limiting in the interval $(a_j a_{j+1}]$ have a total weight at least $\frac{\Lambda_n}{k}$. The vertex a_{j+1} is then split in two vertices, one still named a_{j+1} and another one say a'_{j+1} which is very close to a_{j+1} in the counterclockwise direction, and any weight of leaves ending at a_{j+1} in excess of $\frac{\Lambda_n}{k}$ is moved to a'_{j+1} . We refer to this process as leaf-splitting.

The endproduct of this construction is k -tuple of points a_1, \dots, a_k , arising in this cyclic order, such that the total weight of the leaves ending in $(a_j, a_{j+1}]$ is always exactly Λ_n/k .

We now consider the following graph Γ_0 :

- Γ_0 has a vertex v_j for each of the k points a_j .
- The edges between v_j and $v_{j'}$ correspond to the leaves of λ_-^n and λ_+^n from the interval $(a_j a_{j+1})$ to $(a_{j'} a_{j'+1})$, if there is any such leaf.
- The adjacent vertices v_j and v_{j+1} are related by an edge of weight $-\frac{\Lambda_n}{2k}$.

Roughly speaking the graph Γ_0 is the union of λ_-^n and λ_+^n to which we pulled back the endpoints of the leaves in the interval $[a_j a_{j+1})$ to the single vertex v_j . Remark that, since the laminations λ_-^n and λ_+^n are assumed to be rational, we can arrange that each of the points a_j and hence v_j is the endpoint of some leaf in λ_-^n or λ_+^n .

Lemma 3.4. *There is an infinite number of integers k so that the graph Γ_0 is exactly the union of λ_-^n and λ_+^n , maybe with leaves splitted, to which we have added the equatorial edges.*

Proof. Recall that we have assumed that the lamination λ_-^n and λ_+^n are rational. We then denote the weights of the leaves by $\frac{p_1}{q_1}, \dots, \frac{p_m}{q_m}$. We now choose k to be an integer multiple of $\frac{q_1 q_2 \dots q_m}{\Lambda_n}$, say $k = \alpha \frac{q_1 \dots q_m}{\Lambda_n}$. It follows

that the weight of any leaf is a integer multiple of $\frac{\lambda_n}{k}$ (indeed $\frac{p_i}{q_i} = \alpha p_i \cdot q_1 \cdots \hat{q}_i \cdots q_m \frac{\lambda_n}{k}$). The leaf-splitting procedure gives rise to $2\alpha p_i \cdot q_1 \cdots \hat{q}_i \cdots q_m$ vertices in Γ_0 , close to the endpoints of the leaf of weight $\frac{p_i}{q_i}$ and edges, all of which having the weight $\frac{\lambda_n}{k}$ between the vertices, and close to the original leaf. \square

The graph Γ_0 does not yet encode the 1-skeleton and dihedral angle of the polyhedron we are looking for. We need to construct a slight modification of Γ_0 to which we can apply [DMS20, Theorem 1.4]. Nevertheless, Γ_0 is the starting point of our construction: it obviously satisfies properties (1), (2) and (3). Throughout the modifications of Γ_0 , it will be easy to see that those three properties persist.

The “slight modification” will be understood in the following sense.

Definition 3.5. We consider the set of weighted graphs $\Gamma = (V; E; \theta)$ in \mathbb{H}^2 such that:

- the vertices are on $\partial_\infty \mathbb{H}^2$,
- the set of edges is bipartite $E = E_+ \cup E_-$,
- both $(E_+, \theta|_{E_+})$ and $(E_-, \theta|_{E_-})$ are measured geodesic laminations.

We endow the set of such graphs with the topology coming from the topology on the space of measured laminations.

We denote by $\lambda_-^{k,n}$ and $\lambda_+^{k,n}$ the laminations associated to Γ_0 .

We can now modify Γ_0 to satisfy the requirements of [DMS20, Theorem 1.4] through the following three steps.

1st step: coloring the vertices. The first part of the modification for the weighted graph Γ is to notice that its vertices can be separated in two groups, depending on whether they are endpoints of an edge in E_+ or in E_- .

Lemma 3.6. *For any $n \in \mathbb{N}$, there is a number $\delta(n) > 0$ with the following property. Let $a_+ \in \mathbb{S}^1$ be the endpoint of a geodesic $F_+ \in \lambda_+^n$ and $a_- \in \mathbb{S}^1$ be the endpoint of a geodesic $F_- \in \lambda_-^n$. Then*

$$d(a_-, a_+) > \delta(n)$$

(where d denotes the visual distance on $\partial_\infty \mathbb{H}^3$ associated to the center o).

The proof will use the following simple lemma.

Lemma 3.7. *Let λ_-, λ_+ be two bounded measured geodesic lamination on the hyperbolic plane that strongly fill. There exists $\varepsilon > 0$ and $L > 0$ such that if γ_+ and γ_- are geodesic segments in the support of λ_+ and λ_- , respectively, of length at least L , then one of the endpoints of γ_+ is at distance at least ε from γ_- .*

Proof. For clarity we consider γ_- and γ_+ as oriented, and call $\gamma_{\pm,0}$ and $\gamma_{\pm,1}$ their endpoints. We assume by contradiction that $d(\gamma_{-,0}, \gamma_{+,0}) \leq \varepsilon$ and that $d(\gamma_{-,1}, \gamma_{+,1}) \leq \varepsilon$.

Any leaf of λ_+ intersecting γ_- must intersect either $[\gamma_{-,0}, \gamma_{+,0}]$ or $[\gamma_{-,1}, \gamma_{+,1}]$. However the strict filling hypothesis imply that the intersection of γ_- with λ_+ is bounded from below by a constant which goes to infinity with L . So the sum of the intersections with λ_+ of $[\gamma_{-,0}, \gamma_{+,0}]$ and of $[\gamma_{-,1}, \gamma_{+,1}]$ is bounded from below by a constant going to infinity as $L \rightarrow \infty$. This however contradicts the fact that λ_+ is bounded, if L is large and ε is small. \square

Corollary 3.8. *For each $n > 0$, there exists $\varepsilon_n > 0$ as follows. Let F_- and F_+ be leaves of λ_- and λ_+ , respectively, with endpoints a_- and a_+ on $\partial \mathbb{H}^2$, and let b_-, b_+ be the first intersection of F_-, F_+ with $C(o, n)$, when starting from a_-, a_+ . Then either the visual metric from o between a_- and a_+ is at least ε_n , or the visual metric from o between b_- and b_+ is at least ε_n .*

Proof. This clearly follows from Lemma 3.7, since otherwise, for ε_n small enough, the segments of F_- and F_+ of length L starting from their first intersections with $C(o, n)$ towards the outside of $D(o, n)$ would contradict that lemma. \square

Proof of Lemma 3.6. We consider $a_- = F_- (+\infty)$ and $a_+ = F_+ (+\infty)$ as in the statement of Lemma 3.6, at distance less than ε_n . It follows by Corollary 3.8 that the points b_- and b_+ which are the first intersections of F_- and F_+ with $C(o, n)$ are at distance at least ε_n . In fact, with the same type of argument, we can consider a rescaled visual metric on $C(0, n)$ and we may as well assume that the points b_- and b_+ are at distance at least $C\varepsilon$ for a constant $C > 1$ which will be adjusted later.

We consider two cases.

First case: the segments of F_- and F_+ between a_- (resp. a_+) and $C(o, n)$ intersect at a point p . Since $d_o(b_-, b_+) \geq Cd_o(a_-, a_+)$, the hyperbolic distance between $D(o, n)$ and p is bounded from below by a function

$F(n)$ of n which is bounded away from 0 by a constant depending on C . Let γ be a geodesic segment going from p to a point of $C(o, n)$, staying within the triangle bounded by $C(o, n)$ and by the segments of F_- and F_+ between p and $C(o, n)$. γ has length at least $F(n)$ and therefore, as $n \rightarrow \infty$ and by choosing C big enough, must have large intersection with either λ_- or λ_+ (because λ_- and λ_+ strongly fill). But any leave of λ_- or λ_+ intersecting γ must intersect $C(o, n)$, a contradiction. See figure 1.

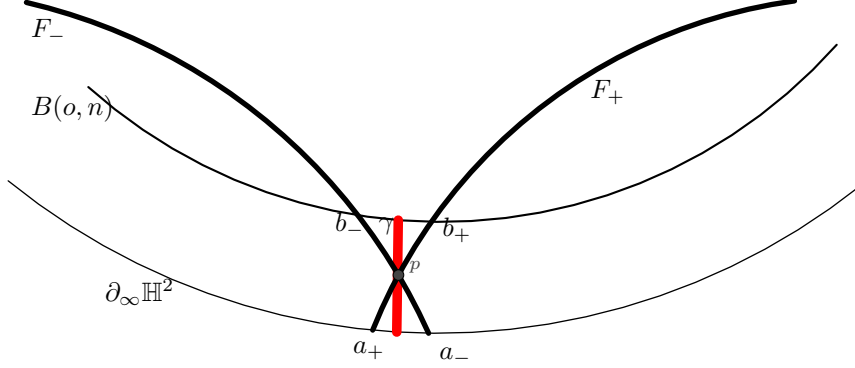


FIGURE 1. Lemma 3.6 Case 1

Second case: those segments do not intersect. We then apply exactly the same argument, but with p replaced by the intersection between the segments $[a_-, b_+]$ and $[a_+, b_-]$, see figure 2. \square

By construction, all vertices of $\lambda_+^{k,n}$ (resp. $\lambda_-^{k,n}$) are arbitrarily close, for k large enough, from the endpoint of a leave of λ_+^n (resp. λ_-^n). It follows that for k large enough, the statement of Lemma 3.6 also applies (with a slightly different function δ) to the endpoints of $\lambda_+^{k,n}$ and $\lambda_-^{k,n}$.

Since any vertex v_j of Γ_0 is the endpoint of a leaf in either $\lambda_-^{k,n}$ or $\lambda_+^{k,n}$, but not both according to the previous argument, it follows that each vertex has a well defined type (+ or -) depending on which type of leaf it terminates.

2nd step: A graph Γ_1 which satisfies the weaker condition (4'). Property (4) reduces to the following statement: let γ be a geodesic path in \mathbb{H}^2 connecting the interval $(v_1 v_2)$ to $(v_p v_{p+1})$. Then the total weight of the edges of λ_-^n and λ_+^n it crosses is bigger than $\frac{\Lambda_n}{k}$. (The reduction comes from the fact that any closed path in Γ^* intersecting the equator in two points can be “straightened” into the double cover of a geodesic. The weight of the intersection of this closed path with the equator is $-\frac{\Lambda_n}{k}$, so condition (4) is satisfied if and only if the sum of the intersections with all the geodesics in λ_-^n and λ_+^n is larger than $\frac{\Lambda_n}{k}$.)

The first modification of Γ is done according to the following lemma

Lemma 3.9. *There exists a weighted graph Γ_1 arbitrarily close to Γ_0 which satisfies properties (1), (2), (3) and the following weakening of property (4):*

(4') *Let γ be a geodesic path in \mathbb{H}^2 . Then*

$$i(\gamma, \lambda_-^{k,n}) + i(\gamma, \lambda_+^{k,n}) > 0.$$

Proof. Note that two cases are easily understood: if γ does not enter the disk $D(o, n)$ and joins the two intervals (v_p, v_{p+1}) to $(v_{p'}, v_{p'+1})$, then γ must cross every edge emanating between v_{p+1} and $v_{p'}$, with total

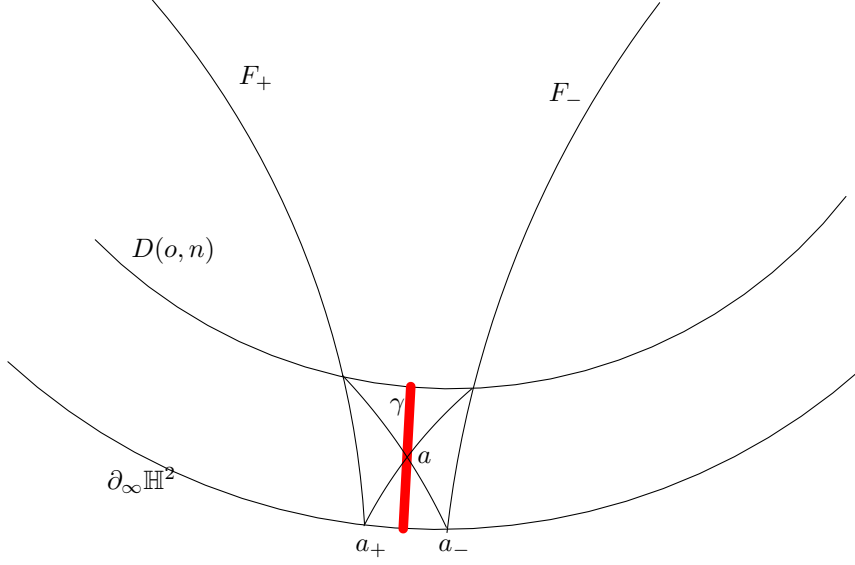


FIGURE 2. Lemma 3.6 Case 2

weight $|p' - p|\Lambda_n/k$. On the opposite, if the length of the intersection of γ with the disk $D(o, n)$ is large enough, then the conclusion follows from the strong filling hypothesis. Nevertheless, it may happen that, for some p and p' , a geodesic joining (v_p, v_{p+1}) to $(v_{p'}, v_{p'+1})$ does not cross either $\gamma_-^{k,n}$ nor $\gamma_+^{k,n}$. In this case, we wish to add an edge between v_p and $v_{p'}$ of small weight. We can indeed choose a lamination to which we add an edge since γ cannot be close to both $\lambda_-^{k,n}$ and $\lambda_+^{k,n}$ (Lemma 3.6). \square

We still denote by $\lambda_-^{k,n}$ and $\lambda_+^{k,n}$ the geodesic laminations associated to the modified graph Γ_1 .

3rd step: From (4') to (4). The last step is to prove that property (4') in fact implies property (4) for an arbitrarily close weighted graph.

Lemma 3.10. *Let Γ_1 be the graph constructed in step 2. We can find a graph Γ arbitrarily close to Γ_1 satisfying properties (1) to (4).*

Proof. For any pair of vertices p and p' , we know that the geodesic joining (v_p, v_{p+1}) to $(v_{p'}, v_{p'+1})$ has positive mass. Denote by $m = m(k)$ the smallest intersection:

$$m = \inf_{p,p'} \left\{ i(\gamma, \lambda_-^{k,n}) + i(\gamma, \lambda_+^{k,n}) \right\}$$

where, for each p, p' , γ is a geodesic joining (v_p, v_{p+1}) to $(v_{p'}, v_{p'+1})$. (Note that the intersection number does not depend on which geodesic is chosen with endpoint in those intervals.)

We now split the set of vertices according to the following procedure. Any vertex v_p is replaced by the set $v_p^{i_1}, \dots, v_p^{i_p}$ on \mathbb{S}^1 so that $v_p^{i_1}, \dots, v_p^{i_p}$ are cyclically ordered and arbitrarily close. We replace the equatorial edges by edges, for any j , from $v_p^{i_j}$ to $v_{p'}^{i_{j+1}}$ of equal weight. We choose i_p so that the weight of any edge $(v_p^{i_j}, v_{p'}^{i_{j+1}})$ is less than $m/2$.

The resulting graph satisfies condition (4) and is arbitrarily close to Γ_1 since the v_{i_j} are arbitrarily close to the former v_p . \square

Proof of Theorem 3.3. For each integers n , we consider the graph Γ_0 , with k large enough so that Γ_0 satisfies the hypothesis of Lemma 3.4. We modify it once with the process described in Lemma 3.9, adding leaves of weights $\frac{1}{n}$ so that we get a graph satisfying properties (1) – (4'). Then we add vertices as described in lemma 3.10. The resulting graph satisfies properties (1) – (4) and has a number of vertices $K = K(n)$. We can now apply [DMS20, Theorem 1.4] for each integer $n \in \mathbb{N}$ we get an ideal polyhedron P_n in AdS^3 with K vertices.

The fact that $\lambda_+(P_n)$ converge to λ_+ and $\lambda_-(P_n)$ converge to λ_- as $n \rightarrow \infty$ follows directly from the definition of the topology on \mathcal{ML} and Lemma 3.4. \square

We now associate to those truncated laminations, a discrete approximation of the quasi-circle we are looking for. Indeed, let P_n be the ideal polyhedra we constructed in the previous theorem. Its vertices form a subset $V_n \subset \partial AdS^3$, which are naturally ordered since each can be connected to the next by a space-like geodesic. We will see in the next section that those subsets V_n can be considered as a “discrete homeomorphism from \mathbb{RP}^1 to \mathbb{RP}^1 ”, that is, an increasing function from a finite subset of \mathbb{RP}^1 to \mathbb{RP}^1 , and that it is “uniformly quasi-symmetric” in a natural sense.

4. PROOF OF THEOREM B.

We now come to the proof of the main theorem.

4.1. Discrete approximations of quasi-symmetric homeomorphisms. We first introduce a simple notion of quasi-symmetry for maps from a finite subset of \mathbb{RP}^1 to \mathbb{RP}^1 . In this section some definitions depend on a parameter $\varepsilon \in (0, 1)$, however it appears possible to consider ε fixed, for instance $\varepsilon = 1/2$.

Definition 4.1. Let $F \subset \mathbb{RP}^1$ be a finite subset, and let $v : F \rightarrow \mathbb{RP}^1$ be an increasing map. Let $\varepsilon \in (0, 1)$ and let $K > 1$. We say that v is (K, ε) -quasi-symmetric if for all $a, b, c, d \in F$ with $[a, b; c, d] \in [-1 - \varepsilon, -1 + \varepsilon]$, $[v(a), v(b); v(c), v(d)] \in [1/K, K]$.

In the sequel, we say that $a, b, c, d \in \mathbb{RP}^1$ with $[a, b; c, d] \in [-1 - \varepsilon, -1 + \varepsilon]$ are in ε -symmetric position.

Lemma 4.2. For all $K > 1$ and $\varepsilon \in (0, 1)$, there exists $K' > 0$ such that if $v : \mathbb{RP}^1 \rightarrow \mathbb{RP}^1$ is a K -quasi-symmetric homeomorphism, then the restriction of v to any finite subset of \mathbb{RP}^1 is (K', ε) -quasi-symmetric.

Proof. We need to show that a quasi-symmetric map u takes 4-tuples of points with bounded and bounded away from 0 cross-ratios to 4-tuples with the same property, with different constants. This fact is probably well-known, we provide a proof for the reader's convenience.

We consider a quasi-isometric extension of u . This is a map $U : \mathbb{H}^2 \rightarrow \mathbb{H}^2$ which extends to $\partial_\infty \mathbb{H}^2 = \mathbb{RP}^1$ as u and satisfies, for all $x, y \in \mathbb{H}^2$,

$$\frac{1}{A}d(x, y) - A \leq d(U(x), U(y)) \leq Ad(x, y) + A,$$

where d is the hyperbolic distance and A depends on the quasi-symmetric constant of u , see [FM07].

For two points α and β in \mathbb{RP}^1 , we denote by $(\alpha\beta)$ the hyperbolic geodesic with endpoints α and β . Let a, b, c, d be four points on \mathbb{RP}^1 such that

$$1/K \leq cr(a; b; c; d) \leq K.$$

Those bounds on the cross-ratio translates into bounds on the distance between geodesics, namely, the cross-ratio is bounded and bounded away from 0 if and only if the distance between (ab) and (cd) and the distance between (bc) and (ad) are both bounded. This follows from the fact that a 4-tuple of points in \mathbb{RP}^1 is completely determined, modulo the isometry group of \mathbb{H}^2 , by its cross-ratio.

By the quasi-isometry property, we get that the images $U(ab)$ and $U(cd)$ are within bounded distance, and same for the distances between $U(bc)$ and $U(ad)$. Moreover $U(ab)$ is within bounded distance from the geodesic $(u(a)u(b))$ [Rat06, paragraph 11.8, lemma 6]. We conclude that the distance between $(u(a)u(b))$ and $(u(c)u(d))$ is bounded (same for $(u(b)u(c))$ and $(u(a)u(d))$), which in turn gives that the cross ratio

$$cr(u(a); u(b); u(c); u(d))$$

is bounded and bounded away from 0. \square

Conversely, if a sequence of discrete uniformly quasi-symmetric homeomorphisms converges to a limit, it must be quasi-symmetric.

Lemma 4.3. Let $u : \mathbb{RP}^1 \rightarrow \mathbb{RP}^1$ be a continuous map, and let $(F_n, v_n)_{n \in \mathbb{N}}$ be a sequence of pairs such that:

- for all n , $F_n \subset \mathbb{RP}^1$ is a finite subset, and for all $x \in \mathbb{RP}^1$, there exists a sequence $(x_n)_{n \in \mathbb{N}}$, with $x_n \in F_n$, such that $x_n \rightarrow x$,
- $v_n \rightarrow u$, in the sense that if $x_n \in F_n$ and $x_n \rightarrow x$ then $v_n(x_n) \rightarrow u(x)$,
- the v_n are (K, ε) -quasi-symmetric, for fixed $K > 1$ and $\varepsilon > 0$.

Then u is K -quasi-symmetric.

Proof. Let a, b, c, d be 4 points in \mathbb{RP}^1 in symmetric position. There exists 4 sequences $(a_n), (b_n), (c_n)$ and (d_n) converging to a, b, c and d respectively. Since the cross-ratio is a continuous function, for n big enough, the 4 points a_n, b_n, c_n and d_n are in ε -symmetric position. It follows that $[v(a_n), v(b_n); v(c_n), v(d_n)] \in [1/K, K]$. The result follows from the definition of u and continuity of the cross-ratio. \square

Finally we can state a kind of compactness result for (K, ε) -quasi-symmetric maps.

Lemma 4.4. *Let $K > 1, \varepsilon \in (0, 1)$, and let $(F_n, v_n)_{n \in \mathbb{N}}$ be a sequence of pairs, where*

- (1) *for each n , F_n is a finite subset of \mathbb{RP}^1 , and for all $x \in \mathbb{RP}^1$, there exists a sequence $(x_n)_{n \in \mathbb{N}}$, with $x_n \in F_n$, such that $x_n \rightarrow x$,*
- (2) *the v_n are (K, ε) -quasi-symmetric.*

Then there exists a subsequence of $(F_n, v_n)_{n \in \mathbb{N}}$ converging to a limit u in the sense of Lemma 4.3.

This limit u is then quasi-symmetric by Lemma 4.3.

Proof. Without loss of generality, we can assume that n is large enough so that F_n has at least three points. Since pre- and post-composing by a Möbius transformation does not change the fact that v_n is (K, ε) -quasi-symmetric, we can assume that the points $0, -1, \infty \in \mathbb{RP}^1$ are sent to $0, -1, \infty$ respectively.

Since \mathbb{RP}^1 is compact, $(F_n, v_n)_{n \in \mathbb{N}}$ has a converging subsequence. Indeed, the Arzela-Ascoli Theorem applies to the set of maps $v_n : F_n \rightarrow \mathbb{RP}^1$ for a fixed n and implies that the set of all sequences $(F_n, v_n)_{n \in \mathbb{N}}$ is relatively compact by Tychonoff's theorem. We denote by u this sublimit. It is defined on the whole \mathbb{RP}^1 because of hypothesis (1).

It remains to show that a non-constant and non-decreasing quasi-symmetric map from \mathbb{RP}^1 onto itself is a homeomorphism. This is certainly well-known to experts but we include a proof for completeness.

Note that u also satisfies $u(-1) = -1$, $u(0) = 0$ and $u(\infty) = \infty$. We first show that u is continuous. By contradiction, assume that u has a “jump” at $x \in \mathbb{RP}^1$: there exists a sequence y_n converging to x such that, for a fixed δ , $|u(x) - u(y_n)| > \delta$. Take any point $z \in \mathbb{RP}^1$, $z \neq x$. There exists a sequence (t_n) such that $[x, y_n; z, t_n] = -1$ (in particular $t_n \rightarrow z$) and $[u(x), u(y_n); u(z), u(t_n)]$ is bounded. Hence $u(t_n)$ cannot approach $u(z)$. Since u is non-decreasing, what is true for (t_n) is also true in a whole neighborhood of z . We conclude that $u(z)$ is isolated in $u(\mathbb{RP}^1)$. Since z was chosen arbitrarily (different from x), this means that u has at most 2 values, contradicting the fact that $u(-1) = -1$, $u(0) = 0$ and $u(\infty) = \infty$.

Finally, we show that u is injective using the same kind of argument. Assuming that $u(x) = u(y)$, we take any $z \in \mathbb{RP}^1$ and find the point $t \in \mathbb{RP}^1$ such that $[x, y; z, t] = -1$. For $[u(x), u(y); u(z), u(t)]$ to remain bounded, we must have $u(z) = u(t)$ and then again, u has only 2 values. \square

4.2. The discrete approximations are uniformly quasi-symmetric. Recall that we started with a pair (λ_-, λ_+) of laminations on \mathbb{H}^2 that strongly fill. We associated to this pair:

- Sequences $\lambda_{\pm}^n = \lambda_{\pm}^n$ of polyhedral pairs converging to λ_{\pm} , with k_n vertices.
- A sequence of quasi-symmetric embeddings $v^n : \mathbb{Z}/k_n\mathbb{Z} \rightarrow \partial AdS^3$ such that $v_*^n(\lambda_{\pm}^n)$ are the measured bending laminations on the boundary of $CH(v^n(\mathbb{Z}/k_n\mathbb{Z}))$.
- A sequence of ideal polyhedra $P^n = CH(v^n(\mathbb{Z}/k_n\mathbb{Z})) \subset AdS^3$.
- A sequence of pairs of ideal polygons $p_{\pm}^n \subset \mathbb{H}^2$, isometric respectively to the future and past boundary components of P^n .

We denote by V^n the set of (ideal) vertices of P^n . The elements of V^n are also vertices of both p_-^n and p_+^n , which can be considered as points of \mathbb{RP}^1 since p_{\pm}^n are ideal hyperbolic polygons. Therefore V^n can be identified with subsets V_{\pm}^n of \mathbb{RP}^1 . We will use this identification below.

We moreover have a sequence of pairs of convex isometric embeddings $U_{\pm}^n : p_{\pm}^n \rightarrow AdS^3$, with images the upper and lower boundary components of $CH(v^n(\mathbb{Z}/k_n\mathbb{Z}))$. The boundary maps $u_{\pm}^n : V_{\pm}^n \subset \mathbb{RP}^1 \rightarrow \partial AdS^3$ realize the identification of V_{\pm}^n with V^n , the set of vertices of the ideal polyhedron P^n .

We also denote by $\bar{\lambda}_{\pm}^n$ the measured bending laminations on the future and past boundary components of P^n . Note that those laminations are related to λ_{\pm}^n , but not in a completely straightforward way – for instance, $\bar{\lambda}^n \pm$ is not the image of λ_{\pm}^n by an isometric embedding of \mathbb{H}^2 into AdS^3 . A key point of the arguments below is that the measured bending laminations $\bar{\lambda}_{\pm}^n$ are uniformly bounded, as measured laminations on the ideal polygons p_{\pm}^n .

The following lemma is useful in this respect. We define the *width* of an ideal polyhedron in AdS^3 just as for convex hulls of acausal meridians, that is, as the supremum of the time distance between the past and future boundary components.

Lemma 4.5. *There exists $w_0 < \pi/2$ such that for all n , the width of P_n is at most w_0 .*

Proof. We argue by contradiction and assume that the widths of the polyhedra P_n is not bounded away from $\pi/2$. Taking a subsequence, we can then suppose that $w(P_n) \rightarrow \pi/2$. There are then two sequences of points $(x_-^n)_{n \in \mathbb{N}}$ and $(x_+^n)_{n \in \mathbb{N}}$, with $x_-^n \in \partial_- P_n$, $x_+^n \in \partial_+ P_n$, and such that the time distance from x_-^n to x_+^n goes to $\pi/2$ as $n \rightarrow \infty$. After applying a sequence of isometries so that $x_-^n \rightarrow x_-$ and $x_+^n \rightarrow x_+$ in the projective model of AdS^3 , we see as in [BDMS19, Lemma 8.4] that $(P_n)_{n \in \mathbb{N}}$ converges, in the Hausdorff topology on compact subsets of AdS^3 , to a rhombus, with upper axis containing y and lower axis containing x .

In this case, x_-^n and x_+^n can be chosen to be on pleating lines d_-^n and d_+^n of P_n . Because P_n converges to a rhombus, the intersection with λ_\pm^n of a geodesic segment of fixed length orthogonal to d_\pm^n goes to infinity as $n \rightarrow \infty$.

We can now apply Lemma 2.2, with a, b, c, d chosen to be four vertices of P_n such that the endpoints of d_+^n are in (a, b) and (c, d) , respectively, while the endpoints of d_-^n are (b, c) and (d, a) , respectively, see figure 4.2. This lemma leads to a contradiction, which shows that the widths of the polyhedra P_n are uniformly bounded away from $\pi/2$.

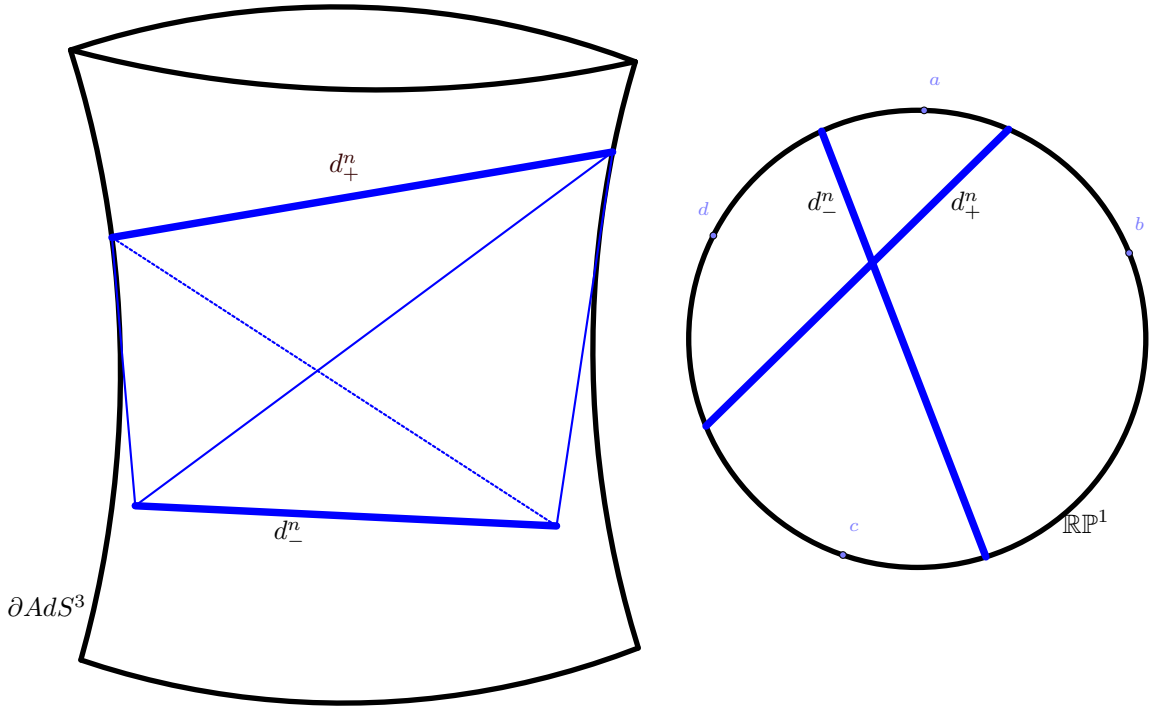


FIGURE 3. Lemma 4.5

□

Lemma 4.6. *There exists $k_0 > 0$ such that for all n and all geodesic segments γ of length 1 in p_\pm^n , the intersection of γ with $\bar{\lambda}_\pm^n$ is at most k_0 .*

Proof. We again argue by contradiction and suppose that there is a sequence of geodesic segments γ^n in p_+^n such that $i(\gamma^n, \bar{\lambda}_+^n) \rightarrow \infty$. There is then a sequence of points $x^n \in \gamma^n$ and a sequence $\varepsilon^n \rightarrow 0$ such that the intersection of $\bar{\lambda}_+^n$ with the segment of γ^n of length $2\varepsilon^n$ centered at x^n goes to ∞ .

This implies that, after taking a subsequence and normalization by a sequence of isometries, p_+^n converges (in the Hausdorff topology on compact subsets of AdS^3) to the union between two lightlike half-planes q and q' intersecting along a line containing x_+ .

A direct convexity argument then shows that P^n converges to the convex hull of $q \cup q'$, which is a rhombus. As a consequence, $w(P_n) \rightarrow \pi/2$, contradicting Lemma 4.5. □

As a consequence we can now see that the maps $u_{\pm}^n : V_{\pm}^n \rightarrow \partial AdS^3$ are in a natural way “parameterized discrete quasi-circles”. Recall that $\pi_L, \pi_R : \partial AdS^3 \rightarrow \mathbb{RP}^1$ denote the left and right projections on the boundary of AdS^3 .

Lemma 4.7. *The maps $\pi_L \circ u_{\pm}^n : V_{\pm}^n \rightarrow \mathbb{RP}^1$ and $\pi_R \circ u_{\pm}^n : V_{\pm}^n \rightarrow \mathbb{RP}^1$ are (K, ε) -quasi-symmetric, for fixed $K > 1$ and $\varepsilon > 0$.*

Proof. This follows from Lemma 4.2 since $\pi_L \circ u_{\pm}^n$ is the restriction to V_{\pm}^n of the earthquake along $\bar{\lambda}_{\pm}^n$, which is bounded, and the boundary map of the earthquake along a (uniformly) bounded measured lamination is (uniformly) quasi-symmetric. \square

4.3. Convergence of bending laminations. We are now equipped to prove Theorem B

Lemma 4.7 indicates that the maps $\pi_L \circ u_{\pm}^n$ are (K, ε) -quasi-symmetric, for some $K > 1$ and $\varepsilon > 0$. It then follows from Lemma 4.4 that after extracting a subsequence, $\pi_L \circ u_{\pm}^n \rightarrow u'_{L, \pm}$, where the maps $u'_{L, \pm} : \mathbb{RP}^1 \rightarrow \mathbb{RP}^1$ are K -quasi-symmetric. The same argument shows that after again extracting a subsequence, $\pi_R \circ u_{\pm}^n \rightarrow u'_{R, \pm}$, where again the maps $u'_{R, \pm}$ are quasi-symmetric. It follows that $u_{\pm}^n \rightarrow u_{\pm}$, where the maps $u_{\pm} : \mathbb{RP}^1 \rightarrow \mathbb{RP}^1 \times \mathbb{RP}^1 = \partial AdS^3$ are parameterized quasicircles. Moreover, for all n , $u_+^n(V^n) = u_-^n(V^n)$, and therefore u_+ and u_- have the same image and are therefore two parameterization of the same quasicircle.

For each n , the measured laminations $\bar{\lambda}_{\pm}^n$ are the measured bending laminations on the past and future boundary of P_n . As $n \rightarrow \infty$, after possibly extracting a subsequence, $P_n \rightarrow CH(u^+(\mathbb{RP}^1))$, in the Hausdorff topology on subsets of AdS^3 . Then $\bar{\lambda}_{\pm}^n \rightarrow \bar{\lambda}_{\pm}$, where the $\bar{\lambda}_{\pm}$ are the measured bending laminations on the past and future boundary components of $CH(u_+(\mathbb{RP}^1))$.

But $\pi_L \circ u_{\pm}^n \rightarrow \pi_L \circ u_{\pm}$ as quasi-symmetric homeomorphisms, and $\lambda_{\pm}^n \rightarrow \lambda_{\pm}$, and it follows that

$$(\pi_L \circ u_{\pm}^n)_*(\lambda_{\pm}^n) \rightarrow (\pi_L \circ u_{\pm})_*(\lambda_{\pm}) .$$

The same holds with π_L replaced by π_R , and therefore

$$(u_{\pm}^n)_*(\lambda_{\pm}^n) \rightarrow (u_{\pm})_*(\lambda_{\pm}) .$$

However for $n \in \mathbb{N}$, $(u_{\pm}^n)_*(\lambda_{\pm}^n) = \bar{\lambda}_{\pm}^n$ by construction of P_n , and therefore

$$(u_{\pm}^n)_*(\lambda_{\pm}^n) = \bar{\lambda}_{\pm}^n \rightarrow \bar{\lambda}_{\pm} .$$

Comparing the last two equalities, we obtain that $\bar{\lambda}_{\pm} = (u_{\pm})_*(\lambda_{\pm})$, which concludes the proof of Theorem B.

5. EARTHQUAKES

In this section we indicate how to prove Theorem A from Theorem B.

The main tool in the proof is the following relation discovered by G. Mess between earthquakes and quasi-circles in the asymptotic boundary of AdS^3 , see [Mes07, Proposition 22], [ABB⁺07].

Proposition 5.1. *Let $\phi : \mathbb{RP}^1 \rightarrow \mathbb{RP}^1$ be an orientation-preserving homeomorphism, and let λ_+ (resp. λ_-) be the measured bending lamination on the future (resp. past) boundary component of the convex hull of the graph of ϕ in $\mathbb{RP}^1 \times \mathbb{RP}^1$, identified with ∂AdS^3 . Then the left earthquake along $2\lambda_+$ (resp. the right earthquake along $2\lambda_-$) extends continuously to \mathbb{RP}^1 , identified with $\partial_{\infty} \mathbb{H}^2$, and its restriction to \mathbb{RP}^1 equals ϕ (up to pre- and post-composition by a Möbius transformation).*

We will also use [Mes07, Proposition 23], which we can reformulate using our notations as follows.

Proposition 5.2. *With the notations above,*

$$\begin{aligned} u_l &= \mathcal{E}^l(\lambda_+)(u_+) = \mathcal{E}^r(\lambda_-)(u_-) , \\ u_r &= \mathcal{E}^r(\lambda_+)(u_+) = \mathcal{E}^l(\lambda_-)(u_-) . \end{aligned}$$

Proof of Theorem A. Let $\lambda_l, \lambda_r \in \mathcal{ML}$ two bounded measured laminations that strongly fill. Let $\lambda_+ = \lambda_l/2$, $\lambda_- = \lambda_r/2$. By Theorem B, there exists a parameterized quasicircle $u : \mathbb{RP}^1 \rightarrow \partial AdS^3$ such that $u_*(\lambda_{\pm})$ are the measured bending laminations on the past and future boundary components of the convex hull of $u(\mathbb{RP}^1)$.

Let $u_{\pm} : \mathbb{RP}^1 \rightarrow \partial AdS^3$ be the parameterization of $u(\mathbb{RP}^1)$ obtained as boundary values of isometries from \mathbb{H}^2 to $\partial_{\pm} CH(u(\mathbb{RP}^1))$, and let $u_l = \pi_l \circ u$, $u_r = \pi_r \circ u$.

By Proposition 5.2, we have

$$\begin{aligned} u_l &= \mathcal{E}^l(\lambda_+)(u_+) = \mathcal{E}^r(\lambda_-)(u_-) , \\ u_r &= \mathcal{E}^r(\lambda_+)(u_+) = \mathcal{E}^l(\lambda_-)(u_-) . \end{aligned}$$

As a consequence,

$$u_+ = \mathcal{E}^l(\lambda_+)(u_r) , \quad u_- = \mathcal{E}^r(\lambda_-)(u_-) ,$$

and therefore

$$\begin{aligned} u_l &= \mathcal{E}^l(\lambda_+)(\mathcal{E}^l(\lambda_+)(u_r) = \mathcal{E}^l(2\lambda_+)(u_r) = \mathcal{E}^l(\lambda_l)(u_r) , \\ u_l &= \mathcal{E}^r(\lambda_-)(\mathcal{E}^r(\lambda_-)(u_r) = \mathcal{E}^r(2\lambda_-)(u_r) = \mathcal{E}^r(\lambda_r)(u_r) , \end{aligned}$$

which is precisely the statement of the theorem. \square

6. EXAMPLES

6.1. Necessary conditions on pairs laminations. As mentioned in the introduction, the condition in Theorem B that λ_+ and λ_- strongly fill is certainly not necessary. Whenever $\Gamma \subset \partial AdS^3$ is a smooth, uniformly space-like curve, the boundary of its convex hull is asymptotically “flat” near Γ , so that the future and past bending laminations cannot strongly fill in the sense of Definition 1.3.

However, it is also clear that a much weaker filling condition must always be satisfied.

Remark 6.1. Let Γ be a closed acausal meridian in ∂AdS^3 , which is not the boundary of a plane. Let λ_+ and λ_- be the measured bending laminations on the future and past boundary components of $CH(\Gamma)$, considered as measures on $\Gamma \times \Gamma \setminus \Delta$, where $\Delta \subset \Gamma \times \Gamma$ is the diagonal. Then for any complete geodesic $\gamma \subset \mathbb{H}^2$, $i(\lambda_+, \gamma) + i(\lambda_-, \gamma) > 0$.

Another perhaps clearer way to state this remark, in terms of measures, is that if $a, b \in \Lambda$ are distinct, then $\lambda_+((a, b) \times (b, a)) + \lambda_-((a, b) \times (b, a)) > 0$.

Proof. Suppose that this is not the case. Then γ would be realized as a geodesic of AdS^3 (without bending) in both the future and past boundary components of $CH(\Gamma)$. Therefore those two boundary components $\partial_+ CH(\Gamma)$ and $\partial_- CH(\Gamma)$ would intersect along a complete geodesic, that we can still denote γ . But then if P_- is a support plane of $CH(\Gamma)$ along γ in the past, and P_+ is a support plane of $CH(\Gamma)$ along γ in the future, then $CH(\Gamma)$ is in the future of P_- and in the past of P_+ , while both P_- and P_+ contain γ . This can only happen if $P_+ = \partial_+ CH(\Gamma) = \partial_- CH(\Gamma) = P_-$, that is, if Γ bounds a plane. \square

6.2. An example of a pair that cannot be realized. Start by considering a complete, space-like, future-convex surface $\Sigma_- \subset AdS^3$ which is the union of two totally geodesic half-planes meeting along their common boundary. Let $C = CH(\Sigma_-)$ be its convex core. By construction, Σ_- is the past boundary component of C . A simple symmetry argument shows that the upper boundary component of C , $\partial_+ C$, is bent along a measured foliation which is invariant under a one-parameter subgroup of translations — each leaf of the foliation is orthogonal to the common axis of the translations. We denote by λ_+, λ_- the measured bending laminations on the future and past boundary components of C , so that the support of λ_- contains only one line, while the support of λ_+ is the whole hyperbolic plane, figure see 6.2.

Clearly, the pair (λ_-, λ_+) does not strongly fill, since a long segment of a bending line of λ_+ can be disjoint from the support of λ_- .

Now consider a modified lamination λ'_+ obtained from λ_+ by adding an atomic weight to one leaf of the foliation. It is then clear that the pair (λ_-, λ'_+) weakly fills, in the sense of Remark 6.1. However it cannot be realized as measured bending laminations on the past and future boundary components of the convex hull of a curve, since in this case λ_- by itself determines the curve and therefore the upper bending lamination, which needs to be equal to λ_+ .

REFERENCES

- [ABB⁺07] Lars Andersson, Thierry Barbot, Riccardo Benedetti, Francesco Bonsante, William M. Goldman, François Labourie, Kevin P. Scannell, and Jean-Marc Schlenker. Notes on: “Lorentz spacetimes of constant curvature” [Geom. Dedicata **126** (2007), 3–45; mr2328921] by G. Mess. *Geom. Dedicata*, 126:47–70, 2007.
- [BDMS19] Francesco Bonsante, Jeffrey Danciger, Sara Maloni, and Jean-Marc Schlenker. The induced metric on the boundary of the convex hull of a quasicircle in hyperbolic and anti de sitter geometry. *arXiv preprint arXiv:1902.04027*, 2019.
- [Ber70] Lipman Bers. Universal Teichmüller space. In *Analytic methods in mathematical physics (Sympos., Indiana Univ., Bloomington, Ind., 1968)*, pages 65–83. 1970.
- [BM12] Thierry Barbot and Quentin Mérigot. Anosov AdS representations are quasi-Fuchsian. *Groups Geom. Dyn.*, 6(3):441–483, 2012.
- [BMS13] Francesco Bonsante, Gabriele Mondello, and Jean-Marc Schlenker. A cyclic extension of the earthquake flow I. *Geom. Topol.*, 17(1):157–234, 2013.
- [BMS15] Francesco Bonsante, Gabriele Mondello, and Jean-Marc Schlenker. A cyclic extension of the earthquake flow II. *Ann. Sci. Éc. Norm. Supér. (4)*, 48(4):811–859, 2015.

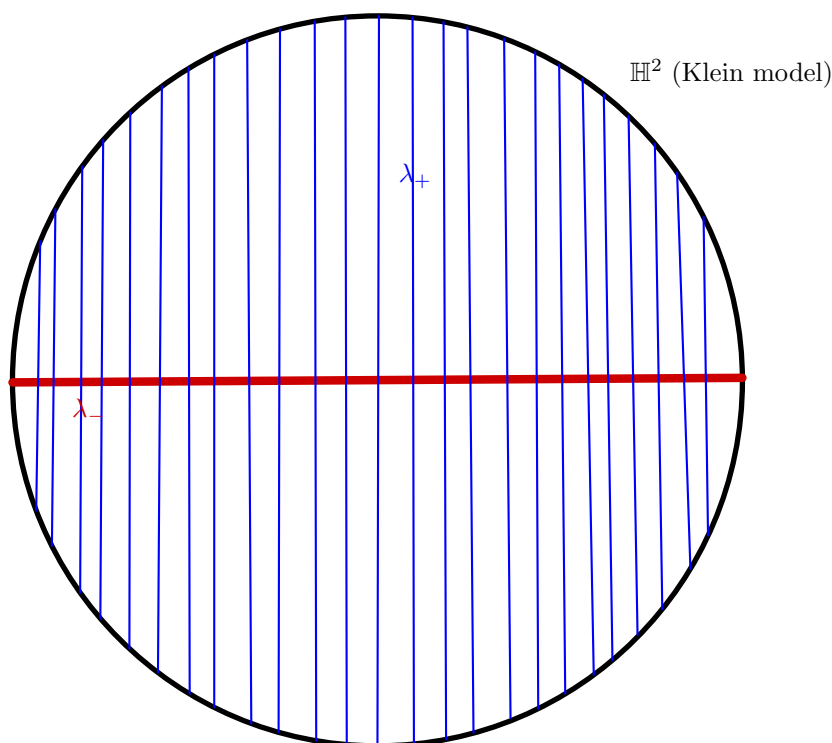


FIGURE 4. The lower lamination (in red) and the upper (in blue) intersect every bi-infinite geodesic but the pair does not strongly fill.

- [BO04] Francis Bonahon and Jean-Pierre Otal. Laminations mesurées de plissage des variétés hyperboliques de dimension 3. *Ann. Math.*, 160:1013–1055, 2004.
- [Bon92] Francis Bonahon. Earthquakes on Riemann surfaces and on measured geodesic laminations. *Trans. Amer. Math. Soc.*, 330(1):69–95, 1992.
- [BS10] Francesco Bonsante and Jean-Marc Schlenker. Maximal surfaces and the universal Teichmüller space. *Invent. Math.*, 182(2):279–333, 2010.
- [BS12] Francesco Bonsante and Jean-Marc Schlenker. Fixed points of compositions of earthquakes. *Duke Math. J.*, 161(6):1011–1054, 2012.
- [BS20] Francesco Bonsante and Andrea Seppi. Anti-de sitter geometry and Teichmüller theory. *arXiv preprint arXiv:2004.14414*, 2020.
- [Bus92] Peter Buser. *Geometry and spectra of compact Riemann surfaces*, volume 106 of *Progress in Mathematics*. Birkhäuser Boston Inc., Boston, MA, 1992.
- [CS19] Qiyu Chen and Jean-Marc Schlenker. Hyperideal polyhedra in the 3-dimensional anti-de sitter space. *arXiv preprint arXiv:1904.09592*, 2019.
- [DMS20] Jeffrey Danciger, Sara Maloni, and Jean-Marc Schlenker. Polyhedra inscribed in a quadric. *Invent. Math.*, 221(1):237–300, 2020.
- [FLP91] A. Fathi, F. Laudenbach, and V. Poenaru. *Travaux de Thurston sur les surfaces*. Société Mathématique de France, Paris, 1991. Séminaire Orsay, Reprint of *Travaux de Thurston sur les surfaces*, Soc. Math. France, Paris, 1979 [MR 82m:57003], Astérisque No. 66-67 (1991).
- [FM07] A. Fletcher and V. Markovic. *Quasiconformal maps and Teichmüller theory*, volume 11 of *Oxford Graduate Texts in Mathematics*. Oxford University Press, Oxford, 2007.
- [FS19] François Fillastre and Andrea Seppi. Spherical, hyperbolic, and other projective geometries: convexity, duality, transitions. In *Eighteen essays in non-Euclidean geometry*, volume 29 of *IRMA Lect. Math. Theor. Phys.*, pages 321–409. Eur. Math. Soc., Zürich, 2019.
- [GH02] Frederick P. Gardiner and William J. Harvey. Universal Teichmüller space. In *Handbook of complex analysis: geometric function theory, Vol. 1*, pages 457–492. North-Holland, Amsterdam, 2002.
- [Mes07] Geoffrey Mess. Lorentz spacetimes of constant curvature. *Geom. Dedicata*, 126:3–45, 2007.

- [Rat06] John G. Ratcliffe. *Foundations of hyperbolic manifolds*, volume 149 of *Graduate Texts in Mathematics*. Springer, New York, second edition, 2006.
- [Thu86] William P. Thurston. Earthquakes in two-dimensional hyperbolic geometry. In *Low-dimensional topology and Kleinian groups (Coventry/Durham, 1984)*, volume 112 of *London Math. Soc. Lecture Note Ser.*, pages 91–112. Cambridge Univ. Press, Cambridge, 1986.

DEPARTMENT OF MATHEMATICS, FSTM, UNIVERSITY OF LUXEMBOURG, MAISON DU NOMBRE, 6 AVENUE DE LA FONTE, L-4364
ESCH-SUR-ALZETTE, LUXEMBOURG
E-mail address: `louis.merlin@uni.lu`

DEPARTMENT OF MATHEMATICS, FSTM, UNIVERSITY OF LUXEMBOURG, MAISON DU NOMBRE, 6 AVENUE DE LA FONTE, L-4364
ESCH-SUR-ALZETTE, LUXEMBOURG
E-mail address: `jean-marc.schlenker@uni.lu`