

Learning Semantically Enhanced Feature for Fine-Grained Image Classification

Wei Luo*, *Member, IEEE*, Hengmin Zhang*, Jun Li, and Xiu-Shen Wei

Abstract—We target at providing a computational cheap yet effective approach for fine-grained image classification (FGIC) in this paper. Compared to previous methods that armed with a sophisticated part localization module for fine-grained feature learning, our approach attains this function by improving the semantics of sub-features of a global feature. To this end, we first achieve the sub-feature semantic by rearranging feature channels of a CNN into different groups through channel permutation, which is implicitly realized without the need of modifying backbone network structures. A weighted combination regularization derived from matching prediction distributions between the global feature and its sub-features is then employed to guide the learned groups to be activated on local parts with strong discriminability, thus increasing the discriminability of the global feature in fine-grained scales. Our approach brings negligible extra parameters to the backbone CNNs and can be implemented as a plug-and-play module as well as trained end-to-end with only image-level supervision. Experiments on four fine-grained benchmark datasets verified the effectiveness of our approach and validated its comparable performance to the state-of-the-art methods. Code is available at <https://github.com/cswluo/SEF>

Index Terms—Image classification, visual categorization, feature learning

I. INTRODUCTION

CLASSIFYING images with subtle differences expects features to be discriminative in the fine-grained scale, due to the large intra-class pose variation and high inter-class appearance similarity, as well as the scarcity of annotated data. Recent studies have shown great interest in unifying part localization and feature learning in an end-to-end model, by exploiting the rich information embedded in convolutional feature channels, to attack this fine-grained image classification (FGIC) problem. [1], [2], [3], [4], [5], [6], [7].

Exploiting the information embedded in convolutional feature channels for FGIC usually requires a sophisticated part localization module. One strategy cropping local parts on original images and re-feeding them into models for feature extraction is based on the predictions taking as input the whole feature channels of the last convolutional layer [8], [9], [1]. An improvement on this strategy is producing parts features without cropping by weighting feature channels using soft attentions, which are generated by exploiting the relationship

between feature channels [4], [10]. Another line of research clustering feature channels into several groups with each corresponding to a semantic part on input images [2], [3]. However, they normally rely on a separate module initialization to guide the grouping module working properly. Employing the whole and part of feature channels simultaneously for part localization was also proved effective in [5]. However, all these methods introduce a significant number of parameters into their backbone models thus making themselves difficult in optimization. Recent work in [7] studied a feature channel grouping method, which is close to ours. However, it specializes in reducing the redundancy of bilinear features and needs a long fine-tuning procedure.

To this end, we propose a computational cheap yet effective approach that learns grouping feature channels without the need of guided initialization or modifying the backbone network structure, thus it can be easily optimized as a plug-and-play module in modern CNNs for FGIC. Our approach includes two core components: 1) a semantic grouping module that groups features channels with closing properties to make each group correspond to a semantic part on the input image and, 2) a feature enhancement module that improves the discriminability of features in every group by guiding them to be activated on local parts with strong discriminability. Concretely, in the last convolutional layer of a CNN, we construct semantic groups by rearranging feature channels through a permutation matrix which is learned implicitly by regularizing the relationship between feature channels, i.e., maximizing the correlations between feature channels in the same predefined group and decorrelating those in different predefined groups. To improve the discriminability of features in every group, we studied a regularization method that is implemented as a weighted combination of maximum entropy learning and knowledge distillation derived from matching distributions between the outputs of the global feature and its sub-features. Due to both modules implemented as regularizers, our approach has only about 1.7% more parameters than its ResNet-50 backbone. In addition, our approach can be implemented as a plug-and-play module and trained end-to-end with only image-level supervision. Our contributions are summarized as follows:

- We propose a computational cheap FGIC approach that introduces only 1.7% extra parameters on the ResNet-50 backbone but with performance comparable to the state-of-the-art methods.
- We propose to achieve part localization by learning semantic groups of feature channels, which does not require

This work was supported in part by NSFC under grant 61702197, in part by NSFGD under grant 2020A151501813 and 2017A030310261.

Wei Luo is with the South China Agricultural University, Guangzhou, 510000, China (email: cswluo@gmail.com).

Hengmin Zhang is with the East China University of Science and Technology, Shanghai, 200237, China (email: zhanghengmin@126.com).

Jun Li and Xiu-Shen Wei are with the Nanjing University of Science and Technology, Nanjing, 210094, China (email: {junli, weixs}@njjust.edu.cn).

* indicates equal contribution. Wei Luo is the corresponding author.

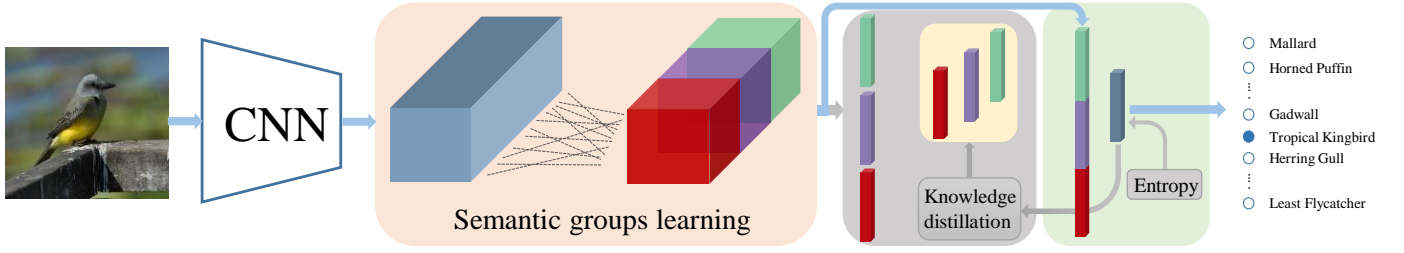


Fig. 1. Overview of our approach. The last-layer convolutional feature channels (depicted by the blue block) of the CNN are rearranged into different groups (represented by different colors) by our semantic groups learning module. The global and its group-wise features are obtained from the rearranged feature channels by average pooling. The light yellow block in the gray block denotes the predicted class distributions from corresponding group-wise feature, which are regularized by the output of the global feature through knowledge distillation. All gray blocks only run in the training stage while removed in the testing stage. The details of the CNN were omitted for clarity. Best viewed in color.

guided initialization and extra parameters.

- We propose to enhance feature discriminability by guiding its sub-features to be extracted from local parts possessing strong discriminability.

II. PROPOSED APPROACH

The proposed approach involves two main components: 1) A semantic group learning module that guides features channels with closing properties to group together to representing a semantic concept. 2) A feature enhancement module that elevates features representability through improving its sub-features discriminability. Fig. 1 is an overview of our approach.

A. Semantic Groups Learning

It has been investigated in previous work [11] that bunches of filters in high-level layers of CNNs are required to represent a semantic concept. Thus we develop a regularization method to select filters with closing properties into a group to capture a semantic concept. Specifically, given a convolutional feature $\mathbf{X}^L \in \mathbb{R}^{C \times WH}$ with channel $\mathbf{X}_i^L \in \mathbb{R}^{WH}, i \in [1, \dots, C]$ in layer L , we first rearrange its feature channels through a permutation operation $\mathbf{X}^{L'} = \mathbf{A}\mathbf{X}^L$, where $\mathbf{A} \in \mathbb{R}^{C \times C}$ is a permutation matrix, and then divide the channels into G groups with an expect that each group corresponds to a semantic concept. Since \mathbf{X}^L is obtained by convolving filters in layer L with features in layer $L-1$. The convolution operation can be implemented as a matrix product

$$\mathbf{X}^L = \mathbf{B}\mathbf{X}^{L-1}, \quad (1)$$

where $\mathbf{B} \in \mathbb{R}^{C \times \Omega}$ and \mathbf{X}^{L-1} are respectively the transformed filters of layer L with each row a filter and the transformed feature of layer $L-1$. Thus $\mathbf{X}^{L'}$ can be rewritten as

$$\mathbf{X}^{L'} = \mathbf{A}\mathbf{X}^L = \mathbf{A}\mathbf{B}\mathbf{X}^{L-1} = \mathbf{W}\mathbf{X}^{L-1}, \quad (2)$$

where $\mathbf{W} = \mathbf{A}\mathbf{B}$ is also a weight matrix with rows from \mathbf{B} simply exchanged by the permutation matrix \mathbf{A} .

To achieve groups of channels having semantic meaning, \mathbf{A} should be learned to discover the similarities between filters of \mathbf{B} . It is, however, nontrivial to learn a permutation matrix straightforwardly. Therefore, we bypass learning \mathbf{A} instead constraining the relationships between feature channels in $\mathbf{X}^{L'}$ to learn \mathbf{W} directly. To effect, we maximize

the correlation between channels in the same group while decorrelating channels from different groups. Concretely, let $\tilde{\mathbf{X}}_i^{L'} \leftarrow \mathbf{X}_i^{L'} / \|\mathbf{X}_i^{L'}\|_2$ be a normalized channel. The correlation between channels is then defined as

$$d_{ij} = \tilde{\mathbf{X}}_i^{L'} \tilde{\mathbf{X}}_j^{L'T}, \quad (3)$$

where T is the transpose operation. Let $\mathbf{D} \in \mathbb{R}^{G \times G}$ be the correlation matrix with element $\mathbf{D}_{mn} = \frac{1}{C_m C_n} \sum_{i \in m, j \in n} d_{ij}$ corresponding to the average correlation of feature channels from groups m and n , where $m, n \in 1, \dots, G$ and C_m is the number of channels in group m . Then the semantic groups can be achieved by minimizing

$$\mathcal{L}_{group} = \frac{1}{2} (\|\mathbf{D}\|_F^2 - 2\|\text{diag}(\mathbf{D})\|_2^2), \quad (4)$$

where $\text{diag}(\cdot)$ extracts the main diagonal of a matrix into a vector. In CNNs, Eq. 2 can be simply implemented as a convolutional operation and, Eq. 4 can be regularized on feature channels without introducing any extra parameters.

B. Feature Enhancement

Semantic groups can drive features in different groups to be activated by different local parts of objects. However, the discriminability of those parts may not be guaranteed. We, therefore, need to guide these semantic groups to be activated on object parts which possess strong discriminability. A simple way to achieve this effect is to matching the prediction distributions between the object and its parts as implemented in [10]. However, it is unclear why matching distributions can improve the performance. We here provide an analysis to understand it better and an improvement for better performance.

Let \mathbf{P}_w and \mathbf{P}_a be the prediction distributions of an object and its part, respectively. Matching their distributions equals to minimize their KL divergence loss [10],

$$\mathcal{L}_{\text{KL}(\mathbf{P}_w || \mathbf{P}_a)} = -\text{H}(\mathbf{P}_w) + \text{H}(\mathbf{P}_w, \mathbf{P}_a), \quad (5)$$

where $\text{H}(\mathbf{P}_w) = -\sum \mathbf{P}_w \log \mathbf{P}_w$ and $\text{H}(\mathbf{P}_w, \mathbf{P}_a) = -\sum \mathbf{P}_w \log \mathbf{P}_a$. The optimization objective of a classification task can then be generally written as

$$\mathcal{L} = \mathcal{L}_{cr} + \lambda \mathcal{L}_{KL}, \quad (6)$$

where $\mathcal{L}_{cr} = \sum_i p_i \log q_i$ is the cross entropy loss and, λ is the balance weight. Substituting Eq 5 into Eq. 6 we have

$$\mathcal{L} = \mathcal{L}_{cr} - \lambda H(\mathbf{P}_w) + \lambda H(\mathbf{P}_w, \mathbf{P}_a). \quad (7)$$

Eq. 7 implies that minimizing matching distributions can be decomposed into a maximum entropy term and a knowledge distillation term. Each of them is a powerful regularization method for model learning [12], [13]. Maximum entropy learning is especially effective for FGIC as proved in [14] that reducing the confidence of classifiers can lead to better generalization in low data-diversity scenarios. The last term in Eq. 7 distills knowledge from the global feature to the local feature, resulting in models discovering more discriminative parts. To this end, we can regulate the importance of the two terms separately for a better performance. Put all together, our optimization objective can be formulated as

$$\mathcal{L} = \mathbb{E}_{\mathbf{x}}(\mathcal{L}_{cr} - \lambda H(\mathbf{P}_w) + \frac{\gamma}{G} \sum_{g=1}^G H(\mathbf{P}_w, \mathbf{P}_a^g) + \phi \mathcal{L}_{group}). \quad (8)$$

Here, λ, γ, ϕ and G are hyper-parameters and we omit the dependence on \mathbf{x} for clarity.

In our implementation, the last-layer feature channels are first pooled averagely and then simultaneously fed into $G + 1$ neural networks to output class distributions, in which one takes as input the whole feature and the others take as input only features in corresponding groups. Only the one taking the whole features is used for target prediction (see Fig. 1). Comparing to previous methods [10], our approach introduces zero parameters to generate the part features, thus it can be easily integrated into modern CNNs.

III. EXPERIMENTS

To demonstrate the effectiveness of the simple construction of our approach for FGIC, We present comparisons to the state-of-the-art methods and ablation studies in this section.

A. Experimental Setup

We employ ResNet-50 [15] as the backbone of our approach in PyTorch and experiment on CUB-Birds [16], Stanford Cars [17], Stanford Dogs [18], and FGVC-Aircraft [19] datasets (see Table I for data statistics). We initialize our model using the pretrained weights on ImageNet [20] and fine-tune all layers on batches of 32 images of size 448×448 by SGD [21] with momentum 0.9. Random flip is employed in training while not in testing. The $G + 1$ NNs are all single-layer networks. The initial learning rate, lr , is 0.01 except on Dogs where 0.001 is used. lr decays by 0.1 every 20 epochs with a total of 50 epochs. λ, γ and ϕ are correspondingly set to 1, 0.05 and 1 across all datasets validated through cross-validation on Birds, which contains 10% of the total samples in the training set. G is set to 3, 4 and 2 on Aircraft, Birds and the other two datasets, respectively.

Metrics. Except classification accuracy, we also employ scores to rank the comprehensive performance of a method across datasets. Given the performance of method m on L datasets, the score of method m is $S_m = \frac{1}{L} \sum_{l=1}^L s_l^m$, where s_l^m is the rank of method m on the l -th dataset based on its classification accuracy. The closer the score is to 1, the better.

TABLE I
THE STATISTICS OF FINE-GRAINED DATASETS IN THIS PAPER

Datasets	#category	#training	#testing
CUB-Birds [16]	200	5,994	5,794
Stanford Cars [17]	196	8,144	8,041
Stanford Dogs [18]	120	12,000	8,580
FGVC-Aircraft [19]	100	6,667	3,333

B. Comparison with the State-of-the-Art

To be fair, we only compare to weakly-supervised methods employing the ResNet50 backbone, due to its popularity and state-of-the-art performance in recent FGIC work. *Notice that we are not attending to achieve the best performance but to emphasize the advantage brought by our simple construction.*

Complexity analysis. Our approach introduces extra parameters to the backbone network only in knowledge distillation, where the total number of parameters is constrained by the multiplication of feature dimensionality and the number of classes, such as 409,600 new parameters on the Birds dataset, which accounts for only 1.7% of the parameters of ResNet-50. Since there are only negligible additional parameters in our approach, the network is efficient to train. Compared with computation-intensive methods such as S3N [6], TASN [5], API-Net [22], and DCL [23] (requires 60, 90, 100, and 180 epochs for training, respectively), our approach can be learned in 50 epochs.

During testing, only the backbone network is activated with all additional modules removed. Compared with its ResNet-50 backbone, our approach boosts performance +1.65% on average across all datasets with the same time cost at inference, which indicates the practical value of our approach.

TABLE II
COMPARISON WITH STATE-OF-THE-ART METHODS (%)

	Birds	Cars	Dogs	Aircraft	Scores
Kernel-Pooling* [24]	84.7	92.4	—	86.9	10.3
MAMC-CNN [4]	86.2	93.0	84.8	—	7.7
DFB-CNN* [3]	87.4	93.8	—	92.0	6.3
NTS-Net† [9]	87.5	93.9	—	91.4	6.0
S3N† [6]	88.5	94.7	—	92.8	1.7
API-Net [22]	87.7	94.8	88.3	93.0	2.3
DCL [23]	87.8	94.5	—	93.0	2.7
TASN† [5]	87.9	93.8	—	—	5.0
Cross-X [10]	87.7	94.6	88.9	92.6	2.8
ResNet-50‡ [15]	84.5	92.9	88.1	90.3	8.3
MaxEnt-CNN‡ [14]	83.4	92.8	88.0	90.7	8.8
DBT-Net [7]	87.5	94.1	—	91.2	5.7
SEF (ours)	87.3	94.0	88.8	92.1	4.8

* , † and ‡ indicate methods with separated initialization, multi-crop operations and, results from our re-implementation, respectively. The closer the score is to 1, the better.

Performance comparison. Table II shows that there is no a single method can achieve the best performance on all datasets. Our approach attains score of 4.8 ranking the 5th in comprehensive performance, which is comparable to the state-of-the-art methods, especially considering its simple construction. The methods in the second group are closely related to our




Fig. 2. From left to right are correlation matrices of feature channels from models with 3, 5, and 7 groups on randomly selected 64 testing images from the Birds data set, respectively.

TABLE III
DIFFERENT OPTIONS FOR SEF.

	Birds	Dogs	Cars	Aircraft
ResNet-18 [15]	82.3	81.5	90.4	88.5
$\lambda = 0, \gamma = 0, \phi = 1$	82.7	82.1	90.9	88.9
$\lambda = 0.05, \gamma = 0.05, \phi = 0$	82.2	81.8	90.3	88.8
$\lambda = 0.05, \gamma = 0.05, \phi = 1$	83.2	81.8	90.1	89.0
$\lambda = 1, \gamma = 0.05, \phi = 1$	84.8	83.1	91.8	89.3

methods. Comparing to ResNet-50 and MaxEnt-CNN [14], our approach boosts performance on all datasets, which indicates the effectiveness of our regularization modules. DBT-Net [7] achieves almost the same performance as ours and Cross-X [10] attains slightly better results than ours by using twice as many parameters as ResNet-50. Among other methods, S3N, API-Net, and DCL rank before ours, they, however, are more expensive than ours (see the complexity analysis above).

C. Ablation Studies

Effectiveness of individual module. We adopt ResNet-18 as the backbone of our model for the analysis since it presents the same trend as that of ResNet-50 besides its simplicity. Table III shows the results. It reveals that learning semantic groups or matching distributions independently can improve performance slightly. Combining both straightforwardly bring some advantages due to the introduction of semantics into the feature, but the improvement is not systematically consistent. The performance, however, can be significantly improved by decomposing matching distributions into separate regularizers, which indicates the success of guiding semantic groups to be activated on local parts with strong discriminability. Notice that the parameters are determined through cross-validation on Birds and applied to all datasets without modification, which signifies the robustness of our approach across datasets.

Number of semantic groups. The group semantic is strongly related to its discriminability, thus compulsorily separating strongly correlated feature channels into different groups may break its semantics, thereby reducing its discriminability. Fig. 2 and Fig. 3 show the average correlations between the last-layer feature channels of our approach on the backbone of ResNet-18 on Birds and, the discriminability of group features in models with varying groups, respectively. It signifies that 1) our semantic groups learning module can effectively achieve the function of grouping correlated features and separating uncorrelated features and, 2) feature channels should not be divided into too many groups, which on the one hand causes

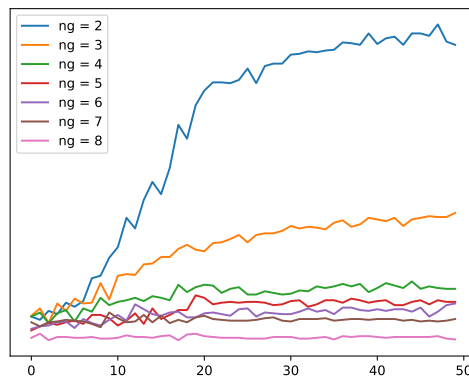


Fig. 3. Discriminability of the 1st group features on the Birds validation set at different learning stages. ng means the number of groups used in the model.




Fig. 4. Visualization of group-wise activation maps superimposed on original images. The first row presents original images from different datasets.

the difficulty in optimization and, on the other hand, reduces the semantic as well as the discriminability of each group.

D. Visualization

Fig. 4 supports our statement from visualization that the features can be semantically enhanced by our approach. It highlights local parts on original images that activate features in the learned semantic groups of a model with 2 groups on the backbone of ResNet-18. Apparently, these local parts possess different structural semantic with strong discriminability such as the head and belly of the bird and, the wing and engine nacelles of the aircraft.

IV. CONCLUSION

In this paper, we proposed an computational cheap yet effective approach that involves a semantic group learning and a feature enhancement modules, for FGIC. We empirically studied the effectiveness of each individual module and their combining effects through ablation studies as well as the relationship between the number of groups and the semantic integrity in each group. Its comparable performance to the state-of-the-art methods and low implementation cost make it possible to be widely employed in FGIC applications.

REFERENCES

- [1] J. Fu, H. Zheng, and T. Mei, "Recurrent attention convolutional neural network for fine-grained image recognition," in *CVPR*, 2017.
- [2] H. Zheng, J. Fu, T. Mei, and J. Luo, "Learning multi-attention convolutional neural network for fine-grained image recognition," in *ICCV*, 2017.
- [3] Y. Wang, V. I. Morariu, and L. S. Davis, "Learning a discriminative filter bank within a cnn for fine-grained recognition," in *CVPR*, 2018.
- [4] M. Sun, Y. Yuan, F. Zhou, and E. Ding, "Multi-attention multi-class constraint for fine-grained image recognition," in *ECCV*, 2018.
- [5] H. Zheng, J. Fu, Z.-J. Zha, and J. Luo, "Looking for the devil in the details: Learning trilinear attention sampling network for fine-grained image recognition," in *CVPR*, 2019.
- [6] Y. Ding, Y. Zhou, Y. Zhu, Q. Ye, and J. Jiao, "Selective sparse sampling for fine-grained image recognition," in *ICCV*, 2019.
- [7] H. Zheng, J. Fu, Z.-J. Zha, and J. Luo, "Learning deep bilinear transformation for fine-grained image representation," in *NIPS*, 2019.
- [8] X. Liu, T. Xia, J. Wang, and Y. Lin, "Fully convolutional attention localization networks," in *arXiv preprint arXiv:1603.06765*, 2016.
- [9] Z. Yang, T. Luo, D. Wang, Z. Hu, J. Gao, and L. Wang, "Learning to navigate for fine-grained classification," in *ECCV*, 2018.
- [10] W. Luo, X. Yang, X. Mo, Y. Lu, L. S. Davis, J. Li, J. Yang, and S.-N. Lim, "Cross-x learning for fine-grained visual categorization," in *ICCV*, 2019.
- [11] R. Fong and A. Vedaldi, "Net2vec: Quantifying and explaining how concepts are encoded by filters in deep neural networks," in *CVPR*, 2018.
- [12] A. L. Berger, V. J. D. Pietra, and S. A. D. Pietra, "A maximum entropy approach to natural language processing," *Computational linguistics*, vol. 22, no. 1, pp. 39–71, 1996.
- [13] H. Geoffrey, O. Vinyals, and J. Dean, "Distilling the knowledge in a neural network," in *arXiv preprint arXiv:1503.02531*, 2015.
- [14] A. Dubey, O. Gupta, R. Raskar, and N. Naik, "Maximum entropy fine-grained classification," in *NIPS*, 2018.
- [15] K. He, X. Zhang, S. Ren, and J. Sun, "Deep residual learning for image recognition," in *CVPR*, 2016.
- [16] C. Wah, S. Branson, P. Welinder, P. Perona, and S. Belongie, "The caltech-ucsd birds-200-2011 dataset," California Institute of Technology, Tech. Rep., 2011.
- [17] J. Krause, M. Stark, J. Deng, and F.-F. Li, "3d object representations for fine-grained categorization," in *4th IEEE Workshop on 3D Representation and Recognition at ICCV*, 2013.
- [18] A. Khosla, N. Jayadevaprakash, B. Yao, and F.-F. Li, "Novel dataset for fine-grained image categorization," in *First Workshop on Fine-Grained Visual Categorization (FGVC) at CVPR*, 2011.
- [19] S. Maji, E. Rahtu, J. Kannala, M. Blaschko, and A. Vedaldi, "Fine-grained visual classification of aircraft," in *arXiv preprint arXiv:1306.5151*, 2013.
- [20] J. Deng, W. Dong, R. Socher, L.-J. Li, K. Li, and F.-F. Li, "Imagenet: A large-scale hierarchical image database," in *CVPR*, 2009.
- [21] Y. LeCun, L. Bottou, Y. Bengio, and P. Haffner, "Gradient based learning applied to document recognition," *Proceedings of the IEEE*, vol. 86, no. 11, pp. 2278–2324, 1998.
- [22] P. Zhuang, Y. Wang, and Y. Qiao, "Learning attentive pairwise interaction for fine-grained classification," in *AAAI*, 2020.
- [23] Y. Chen, Y. Bai, W. Zhang, and T. Mei, "Destruction and construction learning for fine-grained image recognition," in *CVPR*, 2019.
- [24] Y. Cui, F. Zhou, J. Wang, X. Liu, Y. Lin, and S. Belongie, "Kernel pooling for convolutional neural networks," in *CVPR*, 2017.