

The optical geometry definition of the total deflection angle of a light ray in curved spacetime

Hideyoshi Arakida^a

^aCollege of Engineering, Nihon University,
Koriyama, Fukushima 963-8642 JAPAN

E-mail: arakida.hideyoshi@nihon-u.ac.jp

Abstract. Assuming a static and spherically symmetric spacetime, we propose a novel concept of the total deflection angle of a light ray in terms of the optical geometry which is the Riemannian geometry experienced by the light ray. The total deflection angle is defined by the difference between the sum of internal angles of two triangles; one of the triangles lies on curved spacetime distorted by a gravitating body and the other on its background. The triangle required to define the total deflection angle can be realized by setting three laser-beam baselines as in planned space missions such as LATOR, ASTROD-GW, and LISA. Accordingly, the new total deflection angle is, in principle, measurable by gauging the internal angles of the triangles. The new definition of the total deflection angle can provide a geometrically and intuitively clear interpretation. Two formulas are proposed to calculate the total deflection angle on the basis of the Gauss–Bonnet theorem. It is shown that in the case of the Schwarzschild spacetime, the expression for the total deflection angle α_{Sch} reduces to Epstein–Shapiro’s formula when the source of a light ray and the observer are located in an asymptotically flat region. Additionally, in the case of the Schwarzschild–de Sitter spacetime, the expression for the total deflection angle α_{SdS} comprises the Schwarzschild-like parts and coupling terms of the central mass m and the cosmological constant Λ in the form of $\mathcal{O}(\Lambda m)$ instead of $\mathcal{O}(\Lambda/m)$. Furthermore, α_{SdS} does not include the terms characterized only by the cosmological constant Λ .

¹Corresponding author.

Contents

1	Introduction	1
2	Optical Metric	3
3	Gauss–Bonnet Theorem	4
4	New Concept of the Total Deflection Angle	5
5	Total Deflection Angle in the Schwarzschild Spacetime	8
5.1	Light Trajectory	8
5.2	Angular Formula	9
5.3	Integral Formula	11
5.4	Limit of Infinite Source-Observer Distance	12
6	Total Deflection Angle in the Schwarzschild–de Sitter Spacetime	13
6.1	Light Trajectory	13
6.2	Background of the Schwarzschild–de Sitter Spacetime	14
6.3	Angular Formula	16
6.4	Integral Formula	18
6.5	Contribution of the Cosmological Constant and its Observability	21
7	Summary and Conclusions	23

1 Introduction

Generally, the cosmological constant Λ , or dark energy, is considered a promising candidate that can explain the accelerating expansion of the universe [1–3]. Although intensive studies have been performed for solving the mystery surrounding the cosmological constant/dark energy from both the theoretical and observational viewpoints, definitive direct evidence has not been obtained.

Because the structure of spacetime (the form of the metric $g_{\mu\nu}$) depends on the existence of the cosmological constant Λ , the evidence of the existence of the cosmological constant may be detected using the classical tests of general relativity, such as the observation of light deflection and the perihelion/periastron advance. Especially, light deflection is the basis of gravitational lensing which is a powerful tool in astrophysics and cosmology; for more details, see [4, 5] and the references therein. Therefore, gravitational lensing may prove the existence of the cosmological constant.

Thus far, the influence of the cosmological constant on light deflection has been studied in various ways, including whether the cosmological constant contributes to light deflection. Historically, Islam [6] first mentioned that light trajectory is independent of the cosmological constant Λ because the second-order differential equation of the light ray does not include Λ . Therefore, it was considered for a long time that Λ did not contribute to light deflection. However, in 2007, Rindler and Ishak [7] indicated that Λ affects the bending of a light ray, by using the invariant cosine formula under the Schwarzschild–de Sitter/Kottler solution.

Starting with this paper [7], many authors intensively discussed its appearance in diverse ways; see [8] for a review article, and also see [9–20] and the references therein.

Despite intensive research in the past, a definitive conclusion has not been drawn, mainly because of the following reasons:

- Unlike the Schwarzschild spacetime, the spacetime does not become asymptotically flat because of the cosmological constant Λ . Accordingly, we cannot apply the standard procedure, which is described in many textbooks and literature, for calculating the total deflection angle.
- [7] indicated that to calculate the angle in curved spacetime, one must focus on not only the equation of light trajectory but also the metric (ruler) of spacetime. However, in many studies, only the equation of light trajectory was considered when discussing the total deflection angle.
- It is still not clear what is the total deflection angle and how it should be defined in curved spacetime.

Especially, the third reason above seems to be an essential problem that makes it difficult to clarify the contribution of the cosmological constant to total deflection angle. To overcome this difficulty, some authors applied the Gauss–Bonnet theorem [21–25]. Although the Gauss–Bonnet theorem might help in solving the problem of the total deflection angle, it has still not been resolved and thus further consideration is necessary.

This study aims to provide a renewed method to solve the problem of total deflection angle and reveal the influence of the cosmological constant on light deflection. To this end, by assuming a static and spherically symmetric spacetime, we propose a new concept of the total deflection angle of a light ray in terms of the optical geometry which is regarded as the Riemannian geometry experienced by the light ray; the concept is realized by considering the difference between the sum of internal angles of two triangles; one exists in curved spacetime distorted by a gravitating body and the other in its background. This concept of the total deflection angle is inspired by space missions including LATOR [26], ASTROD-GW [27], and LISA [28], which set three laser-beams baselines in the space; accordingly, the new total deflection angle could be measured, in principle, by gauging the internal angle of each triangle. The new total deflection angle is geometrically and intuitively clear to interpret. To calculate the total deflection angle, we develop two formulas using the Gauss–Bonnet theorem.

This paper is outlined as follows. Section 2 introduces the optical metric that is considered the Riemannian geometry of light rays. Section 3 summarizes the Gauss–Bonnet theorem. Section 4 proposes a new concept and definition of the total deflection angle and presents two formulas to calculate the total deflection angle. In Sections 5 and 6, we apply the two formulas to compute the total deflection angle in the Schwarzschild and Schwarzschild–de Sitter spacetimes, respectively. Finally, conclusions are drawn in Section 7.

2 Optical Metric

We assume the following static and spherically symmetric spacetime: ¹

$$\begin{aligned} ds^2 &= g_{\mu\nu} dx^\mu dx^\nu \\ &= -f(r)dt^2 + \frac{1}{f(r)}dr^2 + r^2(d\theta^2 + \sin^2\theta d\phi^2), \end{aligned} \quad (2.1)$$

where $g_{\mu\nu}$ denotes the metric tensor of spacetime whose signature is denoted by $\eta_{\mu\nu} = \text{diag}(- : + : + : +)$; $f(r)$ denotes a function of the radial coordinate r , Greek indices e.g., μ, ν , range from 0 to 3, and we choose the geometrical unit $c = G = 1$ throughout this paper. Because of the spherical symmetry, we consider the equatorial plane $\theta = \pi/2, d\theta = 0$ as the orbital plane of the light rays. One has

$$ds^2 = -f(r)dt^2 + \frac{1}{f(r)}dr^2 + r^2d\phi^2. \quad (2.2)$$

Two constants of motion, energy E and angular momentum L , are expressed as

$$E = f(r)\frac{dt}{d\lambda}, \quad L = r^2\frac{d\phi}{d\lambda}, \quad (2.3)$$

where λ denotes an affine parameter. Furthermore, the impact parameter b is introduced as

$$b \equiv \frac{L}{E}. \quad (2.4)$$

Using the null condition $ds^2 = 0$, we introduce the optical metric \bar{g}_{ij} , which is considered the Riemannian geometry experienced by light rays. One has

$$\begin{aligned} dt^2 &\equiv \bar{g}_{ij} dx^i dx^j = \begin{pmatrix} g_{ij} \\ g_{00} \end{pmatrix} dx^i dx^j \\ &= \bar{g}_{rr} dr^2 + \bar{g}_{\phi\phi} d\phi^2 \\ &= \frac{1}{[f(r)]^2} dr^2 + \frac{r^2}{f(r)} d\phi^2, \end{aligned} \quad (2.5)$$

where Latin indices, e.g., i, j , assume the values of $i, j = 1, 2$, which correspond to $1 = r$ and $2 = \phi$, respectively. Hereafter, in accordance with [29], we refer to the geometry defined by the optical metric \bar{g}_{ij} as the optical (reference) geometry \mathcal{M}^{opt} . In the optical geometry description of Einstein's relativity, light trajectories in the 3-dimensional space corresponding to a static spacetime are geodesic lines. This allows one to give a precise and practical definition of total deflection angle of the light ray.

Notably, on the optical reference geometry \mathcal{M}^{opt} , it is observed from Eq. (2.5) that the time coordinate t plays the role of an arc length parameter because

$$\int_{t_1}^{t_2} dt = \int_{t_1}^{t_2} \sqrt{\bar{g}_{rr}(k^r)^2 + \bar{g}_{\phi\phi}(k^\phi)^2} dt = t_2 - t_1, \quad (2.6)$$

¹It is possible to start from more generic spherical metric form as $ds^2 = -A(r)dt^2 + B(r)dr^2 + C(r)(d\theta^2 + \sin^2\theta d\phi^2)$, and to construct the optical metric, see e.g., [22, 23, 25]. However, in this paper, we adopt a metric of type $g_{tt} = -1/g_{rr}$ because we are interested in the propagation of light in Schwarzschild and Schwarzschild-de Sitter spacetimes.

where $k^i = dx^i/dt$ denotes the unit tangent vector along the path of the light ray on \mathcal{M}^{opt} , and it satisfies $1 = \bar{g}_{ij}k^ik^j$ from Eq. (2.5). The property given in Eq. (2.6) is appropriate for application to the Gauss–Bonnet theorem later.

Let us summarize some important properties of the optical metric $\bar{g}_{\mu\nu}$. If considering the slice of constant time t of the spacetime Eq. (2.2), the spatial part of the metric g_{ij} is described as

$$\begin{aligned} d\ell^2 &\equiv g_{ij}dx^i dx^j \\ &= g_{rr}dr^2 + g_{\phi\phi}d\phi^2 \\ &= \frac{dr^2}{f(r)} + r^2d\phi^2. \end{aligned} \quad (2.7)$$

Two metrics, Eqs. (2.5) and (2.7), are connected by the conformal transformation (conformal mapping) as

$$\bar{g}_{ij} = \omega^2(\mathbf{x})g_{ij}, \quad \omega^2(\mathbf{x}) = \frac{1}{f(r)}, \quad (2.8)$$

or more generally,

$$\bar{g}_{\mu\nu} = \omega^2(\mathbf{x})g_{\mu\nu}, \quad (2.9)$$

where $\omega^2(\mathbf{x})$ denotes the conformal factor. Because the conformal transformation preserves the angle of the point at which the two curves intersect, the angles remain the same in both \bar{g}_{ij} and g_{ij} . However, the conformal transformation rescales the coordinate value. Moreover, the null geodesic does not change its form upon performing the conformal transformation because of the null condition $ds^2 = 0$; see Appendix G in [30].

3 Gauss–Bonnet Theorem

In the optical reference geometry \mathcal{M}^{opt} given by the metric \bar{g}_{ij} , (see Eq. (2.5)), we consider an n -vertex polygon Σ^n , which is orientable and bounded by n smooth and piecewise regular curves C_p ($p = 1, 2, \dots, n$) (see Figure 1). The (local) Gauss–Bonnet theorem is expressed as described in, e.g., on p. 139 in [31], p. 170 in [32], and p. 272 in [33], as follows:

$$\iint_{\Sigma^n} K d\sigma + \sum_{p=1}^n \int_{C_p} \kappa_g dt + \sum_{p=1}^n \theta_p = 2\pi, \quad (3.1)$$

where an arc length parameter is denoted by t instead of s (see Eq. (2.6)), and an arc length parameter t moves along the curve C_p in such a manner that a polygon Σ^n stays on the left side; θ_p denotes the external angle at the p -th vertex, and θ_p is determined as the sense leaving the internal angle on the left. K denotes the Gaussian curvature as defined in, e.g., p. 147 of [32]

$$K = -\frac{1}{\sqrt{\bar{g}_{rr}\bar{g}_{\phi\phi}}} \left[\frac{\partial}{\partial r} \left(\frac{1}{\sqrt{\bar{g}_{rr}}} \frac{\partial \sqrt{\bar{g}_{\phi\phi}}}{\partial r} \right) + \frac{\partial}{\partial \phi} \left(\frac{1}{\sqrt{\bar{g}_{\phi\phi}}} \frac{\partial \sqrt{\bar{g}_{rr}}}{\partial \phi} \right) \right], \quad (3.2)$$

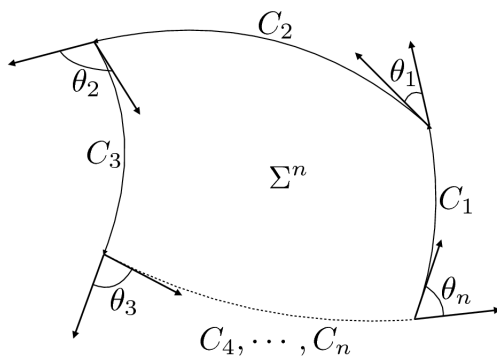


Figure 1. Gauss–Bonnet theorem. A polygon Σ^n is bounded by curves C_1, C_2, \dots, C_n , and the external angles of polygon Σ^n are denoted by θ_p ($p = 1, 2, \dots, n$).

which represents the manner in which the spacetime is curved, and $d\sigma = \sqrt{|\det(\bar{g}_{ij})|} dx^1 dx^2 = \sqrt{|\det(\bar{g}_{ij})|} dr d\phi$ denotes an areal element. The term κ_g denotes the geodesic curvature along curve C_p , e.g., on p. 256 in [33]

$$\kappa_g = \frac{1}{2\sqrt{\bar{g}_{rr}\bar{g}_{\phi\phi}}} \left(\frac{\partial \bar{g}_{\phi\phi}}{\partial r} \frac{d\phi}{dt} - \frac{\partial \bar{g}_{rr}}{\partial \phi} \frac{dr}{dt} \right) + \frac{d\Phi}{dt}, \quad (3.3)$$

where Φ denotes the angle between the radial unit vector e_r^i along radial geodesics and the tangent vector $k^i = dx^i/dt$ of curve C_p . The term κ_g characterizes the extent to which curve C_p deviates from the geodesic. Accordingly, if curve C_p is the geodesic, $\kappa_g = 0$.

4 New Concept of the Total Deflection Angle

We propose a new concept of the total deflection angle α . Intuitively, the total deflection angle of a light ray is the change in the direction of light ray in the presence and absence of a gravitating body. However, the metric of spacetime is different in the presence and absence of gravitating body, thus each null geodesic essentially exists in a distinct spacetime determined by a different metric (ruler); for instance, in the case of the Schwarzschild spacetime, one null geodesic lies on curved spacetime (curved ruler), while the another exists in flat spacetime (flat ruler). Therefore, it becomes difficult to compare two null geodesics with each other in the same spacetime (same ruler). As an exception, the total deflection angle can be obtained only when both observer R and light source S are placed in asymptotically flat regions, owing to the Euclidean parallel postulate, which enables us to determine the angle at a distant point from the angle of any point P , such as the corresponding angle and the alternate angle. Notably, the total deflection angle in the Schwarzschild spacetime can be obtained as the twice of angle ψ_P at P , i.e., $\alpha = 2\psi_P$, where P denotes the light source S or observer R . However, in a curved spacetime or region, the parallel postulate does not hold, and thus $\alpha \neq 2\psi_P$.

However, even in curved spacetime, the internal angles of polygon Σ^n can be measured by using the equipment mounted on the spacecrafts located at each vertex. Accordingly, the sum of the internal angles of polygon Σ^n can be calculated. Because the sum of the internal angles of the polygon depends on the curvature of the spacetime, one might consider

the difference between the sum of internal angles of two polygons that placed in distinct spacetimes. Therefore, we define the renewed total deflection angle α as the difference between the sums of the internal angles of two polygons.

To feasibly realize the above-mentioned concept of total deflection angle, we construct triangle Σ^3 on the optical reference geometry \mathcal{M}^{opt} ; the triangle is bounded by three null geodesics Γ_1, Γ_2 , and Γ_3 . Practically, these three null geodesics can be substantiated by three laser-beam baselines that connect three spacecrafts, or two spacecrafts and International Space Station/ground station on the Earth, as in planned missions, e.g., LATOR, ASTROD-GW, and LISA. For more details, see Figure 2, wherein R, M , and S denote the triangle vertexes where the satellites or ISS/ground stations are located. We denote the impact parameters of three null geodesics Γ_1, Γ_2 , and Γ_3 by b_1, b_2 , and b_3 , respectively. For simplicity, we arrange triangle Σ^3 such that the angular coordinates ϕ at the closest approach of Γ_1, Γ_2 , and Γ_3 correspond to $\phi = \pi/2$, $\phi = \pi/2 - \delta_2$, and $\phi = \pi/2 + \delta_3$, respectively. Γ_R, Γ_M , and Γ_S correspond to the coordinate lines $\phi = \phi_R, \phi = \phi_M$, and $\phi = \phi_S$, respectively passing through the points R, M , and S , respectively. Γ_R, Γ_M , and Γ_S are related to the unit radial vector in the equatorial plane, noting that we are working in the optical reference geometry \mathcal{M}^{opt} ,

$$e_r^i = \left(\frac{1}{\sqrt{g_{rr}}}, 0 \right). \quad (4.1)$$

We note that for the observer at the points R, M , and S , Γ_R, Γ_M , and Γ_S can be regarded as the radial null geodesics of the light rays coming from the central object O ², however, from the point of view of the coordinate system, Γ_R, Γ_M , and Γ_S are not radial because the observer cannot be at $r = 0$.

Let us define the renewed total deflection angle in accordance with the above-mentioned configuration of triangle Σ^3 . Because Γ_1, Γ_2 , and Γ_3 are null geodesics, the line integral of geodesic curvature κ_g vanishes. One has

$$\int_{C_p} \kappa_g dt = \int_{\Gamma_p} \kappa_g dt = 0, \quad p = 1, 2, 3. \quad (4.2)$$

Accordingly, the Gauss–Bonnet theorem, Eq. (3.1), reduces to

$$\iint_{\Sigma^3} K d\sigma + \sum_{p=1}^3 \theta_p = 2\pi. \quad (4.3)$$

Next, we prepare the same relation as that in Eq. (4.3) for the background spacetime, e.g., Minkowski and de Sitter spacetimes, and write the following:

$$\iint_{\Sigma^3} K^{\text{BG}} d\sigma^{\text{BG}} + \sum_{p=1}^3 \theta_p^{\text{BG}} = 2\pi, \quad (4.4)$$

²It may be noteworthy that in terms of the null geodesics, $\Gamma_1, \Gamma_2, \Gamma_3, \Gamma_R, \Gamma_M$, and Γ_S are more precisely spatial geodesics which are the projections of null geodesics on the spatial spacetime sections $t = \text{const}$. However, due to the nature of conformal transformation, the form of the differential equation of the photon trajectory $dr/d\phi$ on the optical metric is the same as the form of the equation on the spatial spacetime sections $t = \text{const}$ derived from the null condition $ds^2 = 0$.

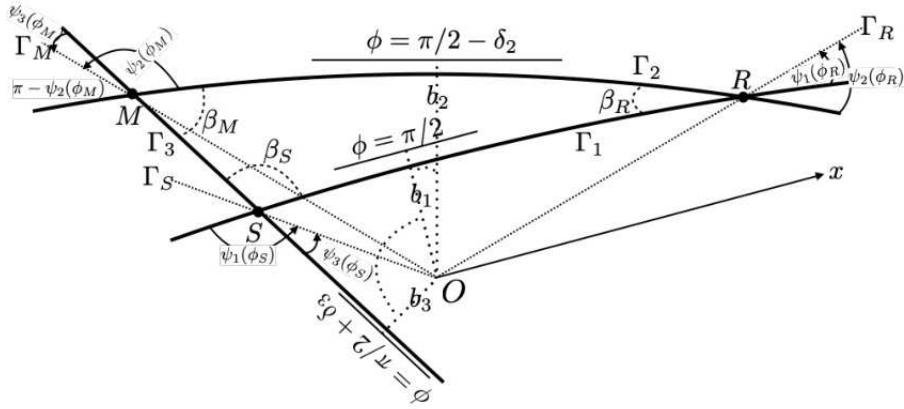


Figure 2. Configuration of triangle Σ^3 . A triangle Σ^3 is bounded by three null geodesics, Γ_1 , Γ_2 , and Γ_3 , whose impact parameters are denoted by b_1 , b_2 , and b_3 , respectively. R , M , and S denote the triangle vertexes where the satellites or ISS/ground stations are located. For simplicity, the three null geodesics are arranged such that the point of the closest approach corresponds to $\phi = \pi/2$, $\phi = \pi/2 - \delta_2$, and $\phi = \pi/2 + \delta_3$, respectively. Γ_R , Γ_M , and Γ_S correspond to the coordinate lines $\phi = \phi_R$, $\phi = \phi_M$, and $\phi = \phi_S$, respectively passing through the points R , M , and S , respectively.

where superscript BG denotes the background. Additionally, for the same reason as that in the case of Eq. (4.3), the line integral of geodesic curvature κ_g^{BG} is also zero.

Rewriting the sum of the external angles, θ_p , using the internal angles β_p , we have

$$\sum_{p=1}^3 \theta_p = 3\pi - \sum_{p=1}^3 \beta_p, \quad (4.5)$$

$$\sum_{p=1}^3 \theta_p^{\text{BG}} = 3\pi - \sum_{p=1}^3 \beta_p^{\text{BG}}, \quad (4.6)$$

where we used the relation $\theta_p = \pi - \beta_p$. Subtracting Eq. (4.4) from Eq. (4.3) and using Eqs. (4.5) and (4.6), we obtain the following relation:

$$\iint_{\Sigma^3} K d\sigma - \iint_{\Sigma^3} K^{\text{BG}} d\sigma^{\text{BG}} = \sum_{p=1}^3 (\beta_p - \beta_p^{\text{BG}}). \quad (4.7)$$

Using the right-hand side of Eq. (4.7), let us define the renewed total deflection angle as

$$\alpha \equiv \left| \sum_{p=1}^3 (\beta_p - \beta_p^{\text{BG}}) \right|. \quad (4.8)$$

Eq. (4.8) represents the difference in the sum of internal angles β_p between two triangles. Eq. (4.8) provides an instinctive and clear definition of the total deflection angle. The absolute-value symbol in Eq. (4.8) indicates that we take the total deflection angle to be a positive value.

To obtain the internal angles β_p , we compute ψ_p , which denote the intersection angles between the null geodesics (Γ_p ($p = 1, 2, 3$)) and radial null geodesics (Γ_R , Γ_M , and Γ_S).

Angles ψ_p can be calculated using the tangent formula as follows:

$$\tan \psi_p = \frac{\sqrt{g_{\phi\phi}(r_p)} \frac{d\phi}{dr_p}}{\sqrt{g_{rr}(r_p)}} = \sqrt{f(r_p)} r_p \frac{d\phi}{dr_p}, \quad p = 1, 2, 3. \quad (4.9)$$

Using ψ_p , the internal angle can be calculated as

$$\beta_R = \psi_2(\phi_R) - \psi_1(\phi_R), \quad (4.10)$$

$$\beta_M = \psi_3(\phi_M) - \psi_2(\phi_M) + \pi, \quad (4.11)$$

$$\beta_S = \psi_1(\phi_S) - \psi_3(\phi_S), \quad (4.12)$$

where the subscripts, 1, 2, and 3, of ψ represent the intersection angle between light trajectory, Γ_1 , Γ_2 , and Γ_3 , and radial null geodesics. Additionally, ϕ_S , ϕ_M , and ϕ_R denote the angular coordinate values at points S , M , and R , respectively. See Figure 2. Notably, angle ψ_p is determined to be in the counterclockwise direction from the light trajectory, Γ_1 , Γ_2 , and Γ_3 to the radial geodesics, Γ_R , Γ_M , and Γ_S , (see Figure 2). Notably, Eq. (4.9) gives angle ψ_p by considering the metric, namely, the part $\sqrt{f(r_p)}$, in Eq. (4.9).

Using Eq. (4.7), the renewed total deflection angle α can be also expressed as the difference in the areal integral of the Gaussian curvature K as

$$\alpha \equiv \left| \iint_{\Sigma^3} K d\sigma - \iint_{\Sigma^3} K^{\text{BG}} d\sigma^{\text{BG}} \right|. \quad (4.13)$$

We refer to Eq. (4.8) as the *angular formula of the total deflection angle* and Eq. (4.13) the *integral formula of the total deflection angle*.

5 Total Deflection Angle in the Schwarzschild Spacetime

We first examine the total deflection angle in the Schwarzschild spacetime as

$$f^{\text{Sch}}(r) = 1 - \frac{2m}{r}, \quad (5.1)$$

where m denotes the mass of the central (lens) object.

5.1 Light Trajectory

The first-order differential equation for null geodesic is given as

$$\left(\frac{dr_p^{\text{Sch}}}{d\phi} \right)^2 = (r_p^{\text{Sch}})^2 \left[\frac{(r_p^{\text{Sch}})^2}{b_p^2} - 1 + \frac{2m}{r_p^{\text{Sch}}} \right], \quad p = 1, 2, 3, \quad (5.2)$$

where b_p denotes an impact parameter of null geodesic Γ_p . Changing the variable $u_p^{\text{Sch}} = 1/r_p^{\text{Sch}}$, Eq. (5.2) becomes

$$\left(\frac{du_p^{\text{Sch}}}{d\phi} \right)^2 = \frac{1}{b_p^2} - (u_p^{\text{Sch}})^2 + 2m(u_p^{\text{Sch}})^3. \quad (5.3)$$

We derive the trajectories of null geodesics Γ_1 , Γ_2 , and Γ_3 , three of which configure the triangle on the optical reference geometry \mathcal{M}^{opt} (see Figure 2). In these cases, the zeroth-order solutions are

$$u_1^{\text{Sch},0} = \frac{\sin \phi}{b_1}, \quad u_2^{\text{Sch},0} = \frac{\sin(\phi + \delta_2)}{b_2}, \quad u_3^{\text{Sch},0} = \frac{\sin(\phi - \delta_3)}{b_3}. \quad (5.4)$$

In accordance with the standard perturbation scheme, we express the solution $u_p^{\text{Sch}} = u_p^{\text{Sch}}(\phi)$ as

$$u_p^{\text{Sch}} = u_p^{\text{Sch},0} + \varepsilon u_p^{\text{Sch},1} + \varepsilon^2 u_p^{\text{Sch},2}, \quad (5.5)$$

where ε denotes the small dimensionless expansion parameter, which in the Schwarzschild spacetime is $\varepsilon = m/b$. The terms $\varepsilon u_p^{\text{Sch},1}$ and $\varepsilon^2 u_p^{\text{Sch},2}$ denote the first $\mathcal{O}(\varepsilon)$ and second $\mathcal{O}(\varepsilon^2)$ order correction terms, respectively. Substituting Eq (5.5) into Eq. (5.3), we obtain the second-order solution with respect to ε as

$$u_1^{\text{Sch}} = \frac{\sin \phi}{b_1} + \frac{m}{2b_1^2}(3 + \cos 2\phi) + \frac{m^2}{16b_1^3}[37 \sin \phi + 30(\pi - 2\phi) \cos \phi - 3 \sin 3\phi] + \mathcal{O}(\varepsilon^3), \quad (5.6)$$

$$u_2^{\text{Sch}} = \frac{\sin(\phi + \delta_2)}{b_2} + \frac{m}{2b_2^2}[3 + \cos 2(\phi + \delta_2)] + \frac{m^2}{16b_2^3}\{37 \sin(\phi + \delta_2) + 30[\pi - 2(\phi + \delta_2)] \cos(\phi + \delta_2) - 3 \sin 3(\phi + \delta_2)\} + \mathcal{O}(\varepsilon^3), \quad (5.7)$$

$$u_3^{\text{Sch}} = \frac{\sin(\phi - \delta_3)}{b_3} + \frac{m}{2b_3^2}[3 + \cos 2(\phi - \delta_3)] + \frac{m^2}{16b_3^3}\{37 \sin(\phi - \delta_3) + 30[\pi - 2(\phi - \delta_3)] \cos(\phi - \delta_3) - 3 \sin 3(\phi - \delta_3)\} + \mathcal{O}(\varepsilon^3). \quad (5.8)$$

The integration constants of Eqs. (5.6), (5.7), and (5.8) are chosen to maximize u (or minimize r) at $\phi = \pi/2$, $\phi = \pi/2 - \delta_2$, and $\phi = \pi/2 + \delta_3$, respectively:

$$\left. \frac{du_1^{\text{Sch}}}{d\phi} \right|_{\phi=\pi/2} = 0, \quad \left. \frac{du_2^{\text{Sch}}}{d\phi} \right|_{\phi=\pi/2-\delta_2} = 0, \quad \left. \frac{du_3^{\text{Sch}}}{d\phi} \right|_{\phi=\pi/2+\delta_3} = 0. \quad (5.9)$$

5.2 Angular Formula

We compute the total deflection angle α_{Sch} by using the angular formula, i.e., Eq. (4.8). First, we calculate the intersection angles ψ between the null geodesics Γ_1 , Γ_2 , and Γ_3 , and the radial null geodesics, Γ_R , Γ_M , and Γ_S , respectively. Substituting Eqs. (5.2), (5.6), (5.7), and (5.8) into Eq. (4.9) and expanding up to the second-order with respect to ε , we have

$$\psi_1^{\text{Sch}} = \phi + \frac{2m}{b_1} \cos \phi + \frac{m^2}{8b_1^2}[15(\pi - 2\phi) - \sin 2\phi] + \mathcal{O}(\varepsilon^3), \quad (5.10)$$

$$\psi_2^{\text{Sch}} = \phi + \delta_2 + \frac{2m}{b_2} \cos(\phi + \delta_2) + \frac{m^2}{8b_2^2}[15(\pi - 2\phi - 2\delta_2) - \sin 2(\phi + \delta_2)] + \mathcal{O}(\varepsilon^3), \quad (5.11)$$

$$\psi_3^{\text{Sch}} = \phi - \delta_3 + \frac{2m}{b_3} \cos(\phi - \delta_3) + \frac{m^2}{8b_3^2}[15(\pi - 2\phi + 2\delta_3) - \sin 2(\phi - \delta_3)] + \mathcal{O}(\varepsilon^3). \quad (5.12)$$

Using Eqs. (4.10), (4.11), and (4.12), internal angles β_R , β_M , and β_S are given as

$$\begin{aligned}\beta_R^{\text{Sch}} &= \delta_2 + \frac{2m}{b_2} \cos(\phi_R + \delta_2) - \frac{2m}{b_1} \cos \phi_R \\ &+ \frac{m^2}{8b_2^2} [15(\pi - 2\phi_R - 2\delta_2) - \sin 2(\phi_R + \delta_2)] \\ &- \frac{m^2}{8b_1^2} [15(\pi - 2\phi_R) - \sin 2\phi_R] + \mathcal{O}(\varepsilon^3),\end{aligned}\tag{5.13}$$

$$\begin{aligned}\beta_M^{\text{Sch}} &= \delta_3 - \delta_2 + \pi + \frac{2m}{b_3} \cos(\phi_M - \delta_3) - \frac{2m}{b_2} \cos(\phi_M + \delta_2) \\ &+ \frac{m^2}{8b_3^2} [15(\pi - 2\phi_M + 2\delta_3) - \sin 2(\phi_M - \delta_3)] \\ &- \frac{m^2}{8b_2^2} [15(\pi - 2\phi_M - 2\delta_2) - \sin 2(\phi_M + \delta_2)] + \mathcal{O}(\varepsilon^3),\end{aligned}\tag{5.14}$$

$$\begin{aligned}\beta_S^{\text{Sch}} &= -\delta_3 + \frac{2m}{b_1} \cos \phi_S - \frac{2m}{b_3} \cos(\phi_S - \delta_3) \\ &+ \frac{m^2}{8b_1^2} [15(\pi - 2\phi_S) - \sin 2\phi_S] \\ &- \frac{m^2}{8b_3^2} [15(\pi - 2\phi_S + 2\delta_3) - \sin 2(\phi_S - \delta_3)] + \mathcal{O}(\varepsilon^3).\end{aligned}\tag{5.15}$$

Because the background of the Schwarzschild spacetime is the flat Minkowski spacetime, one has

$$\sum_{p=1}^3 \beta_p^{\text{BG}} = \sum_{p=1}^3 \beta_p^{\text{Min}} = \pi.\tag{5.16}$$

Substituting Eqs. (5.13), (5.14), (5.15), and (5.16) into (4.8), we obtain the total deflection angle as

$$\begin{aligned}\alpha_{\text{Sch}} &= \left| \sum_{p=1}^3 (\beta_p^{\text{Sch}} - \beta_p^{\text{Min}}) \right| = \pi - (\beta_R^{\text{Sch}} + \beta_M^{\text{Sch}} + \beta_S^{\text{Sch}}) \\ &= 2m \left[\frac{\cos \phi_R - \cos \phi_S}{b_1} + \frac{\cos(\phi_M + \delta_2) - \cos(\phi_R + \delta_2)}{b_2} + \frac{\cos(\phi_S - \delta_3) - \cos(\phi_M - \delta_3)}{b_3} \right] \\ &- \frac{m^2}{4} \left[\frac{\sin 2\phi_R - \sin 2\phi_S}{2b_1^2} + \frac{\sin 2(\phi_M + \delta_2) - \sin 2(\phi_R + \delta_2)}{2b_2^2} \right. \\ &+ \left. \frac{\sin 2(\phi_S - \delta_3) - \sin 2(\phi_M - \delta_3)}{2b_3^2} - 15 \left(\frac{\phi_R - \phi_S}{b_1^2} + \frac{\phi_M - \phi_R}{b_2^2} + \frac{\phi_S - \phi_M}{b_3^2} \right) \right] \\ &+ \mathcal{O}(\varepsilon^3),\end{aligned}\tag{5.17}$$

where the sign of α_{Sch} is taken to be positive. Notably, the internal angles β_p can be measured, in principle, via actual observations using a spacecraft.

5.3 Integral Formula

We show that Eq. (5.17) can be also obtained using the integral formula, i.e., Eq. (4.13). On the optical metric Eq. (2.5), the Gaussian curvature, i.e., Eq. (3.2), is given as

$$K^{\text{Sch}} = -\frac{2m}{r^3} \left(1 - \frac{3m}{2r}\right) < 0, \quad (5.18)$$

and the areal element $d\sigma^{\text{Sch}}$ becomes

$$d\sigma^{\text{Sch}} = r \left(1 - \frac{2m}{r}\right)^{-\frac{3}{2}} dr d\phi. \quad (5.19)$$

Because the background of the Schwarzschild spacetime is the flat Minkowski spacetime, the Gaussian curvature is $K^{\text{Min}} = 0$, and

$$\iint_{\Sigma^3} K^{\text{BG}} d\sigma^{\text{BG}} = \iint_{\Sigma^3} K^{\text{Min}} d\sigma^{\text{Min}} = 0. \quad (5.20)$$

We divide triangle Σ^3 , which is bounded by three geodesics Γ_1 , Γ_2 , and Γ_3 , into two parts, namely, $\Sigma_{RM}^3(\phi_R \leq \phi \leq \phi_M)$ and $\Sigma_{MS}^3(\phi_M \leq \phi \leq \phi_S)$, by assuming $\phi_R < \phi_M < \phi_S$ (see Figure 3). Expanding up to the second order with respect to $\varepsilon = m/b$, the areal integral of

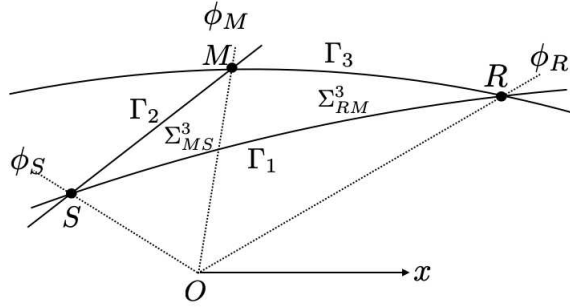


Figure 3. Dividing triangle Σ^3 into two parts. To integrate the areal integral of the Gaussian curvature K over the triangle Σ^3 , we divide Σ^3 into $\Sigma_{RM}^3(\phi_R \leq \phi \leq \phi_M)$ and $\Sigma_{MS}^3(\phi_M \leq \phi \leq \phi_S)$. Here we assume that the angular coordinates satisfy the magnitude relation, i.e., $\phi_R < \phi_M < \phi_S$.

K^{Sch} yields the total deflection angle as

$$\begin{aligned} \alpha_{\text{Sch}} &= \left| \iint_{\Sigma^3} K^{\text{Sch}} d\sigma^{\text{Sch}} - \iint_{\Sigma^3} K^{\text{Min}} d\sigma^{\text{Min}} \right| = - \iint_{\Sigma^3} K^{\text{Sch}} d\sigma^{\text{Sch}} \\ &= \int_{\phi_R}^{\phi_M} \int_{r_1^{\text{Sch}}}^{r_2^{\text{Sch}}} \left(\frac{2m}{r^2} + \frac{3m^2}{r^3} \right) dr d\phi + \int_{\phi_M}^{\phi_S} \int_{r_1^{\text{Sch}}}^{r_3^{\text{Sch}}} \left(\frac{2m}{r^2} + \frac{3m^2}{r^3} \right) dr d\phi + \mathcal{O}(\varepsilon^3) \\ &= 2m \left[\frac{\cos \phi_R - \cos \phi_S}{b_1} + \frac{\cos(\phi_M + \delta_2) - \cos(\phi_R + \delta_2)}{b_2} + \frac{\cos(\phi_S - \delta_3) - \cos(\phi_M - \delta_3)}{b_3} \right] \\ &\quad - \frac{m^2}{4} \left[\frac{\sin 2\phi_R - \sin 2\phi_S}{2b_1^2} + \frac{\sin 2(\phi_M + \delta_2) - \sin 2(\phi_R + \delta_2)}{2b_2^2} \right. \\ &\quad \left. + \frac{\sin 2(\phi_S - \delta_3) - \sin 2(\phi_M - \delta_3)}{2b_3^2} - 15 \left(\frac{\phi_R - \phi_S}{b_1^2} + \frac{\phi_M - \phi_R}{b_2^2} + \frac{\phi_S - \phi_M}{b_3^2} \right) \right] \\ &\quad + \mathcal{O}(\varepsilon^3), \end{aligned} \quad (5.21)$$

where we take the sign of α_{Sch} to be positive. Additionally, r_1^{Sch} , r_2^{Sch} , and r_3^{Sch} are given by Eqs. (5.6), (5.7), and (5.8), respectively.

5.4 Limit of Infinite Source-Observer Distance

Let us confirm that Eqs. (5.17) and (5.21) can reproduce Epstein–Shapiro’s formula [34]. To this end, as shown in Figure 4, we re-arrange the triangle such that it is symmetric with respect to $\phi = \pi/2$; we put $\phi_M = \pi/2$, $b_2 = b_3$, and $\delta_3 = \delta_2$. Additionally, letting source S and observer R to be located at asymptotically infinite flat regions $\phi_S \rightarrow \pi$ and $\phi_R \rightarrow 0$, respectively, we obtain

$$\alpha^{\text{Sch}} \rightarrow 4m \left(\frac{1}{b_1} - \frac{\sin \delta_2 + \cos \delta_2}{b_2} \right) + \frac{m^2}{4} \left(\frac{15\pi}{b_1^2} + \frac{2 \sin 2\delta_2 - 15\pi}{b_2^2} \right) + \mathcal{O}(\varepsilon^3), \quad (5.22)$$

where the following two terms:

$$-4m \frac{\sin \delta_2 + \cos \delta_2}{b_2}, \quad \frac{m^2}{4} \frac{2 \sin 2\delta_2 - 15\pi}{b_2^2},$$

are newly appeared. However, as the two points S and R approach infinity, the impact parameter b_2 of Γ_2 and Γ_3 becomes infinite, i.e., $b_2 \rightarrow \infty$ (see Figure 5). Accordingly, Eq.

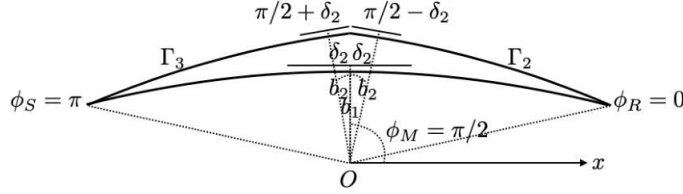


Figure 4. Symmetric triangle. We re-arrange triangle Σ^3 such that it is symmetrical with respect to $\phi = \pi/2$, and we set $b_2 = b_3$ and $\delta_2 = \delta_3$. The source S and observer R are located at infinity.

(5.22) results in

$$\alpha^{\text{Sch}} \rightarrow \frac{4m}{b_1} + \frac{15\pi m^2}{4b_1^2} + \mathcal{O}(\varepsilon^3). \quad (5.23)$$

Notably, null geodesics Γ_2 and Γ_3 are not the asymptotes of null geodesic Γ_1 .

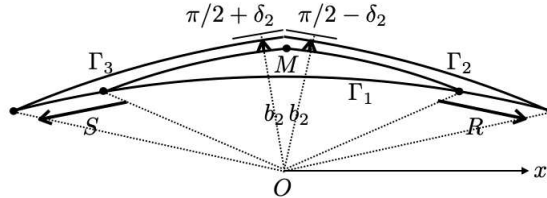


Figure 5. Relationship between two points S and R of triangle Σ^3 and its size. This figure shows that as the two points S and R approach infinity, the impact parameter b_2 of Γ_2 and Γ_3 also becomes infinite, i.e., $b_2 \rightarrow \infty$.

6 Total Deflection Angle in the Schwarzschild–de Sitter Spacetime

Let us derive the expression for the total deflection angle and investigate the contribution of the cosmological constant Λ to the total deflection angle in the Schwarzschild–de Sitter/Kottler spacetime [35], which is characterized as

$$f^{\text{SdS}}(r) = 1 - \frac{2m}{r} - \frac{\Lambda}{3}r^2, \quad (6.1)$$

where Λ denotes the cosmological constant.

6.1 Light Trajectory

The first-order differential equation for null geodesics becomes

$$\left(\frac{dr_p^{\text{SdS}}}{d\phi}\right)^2 = (r_p^{\text{SdS}})^2 \left[(r_p^{\text{SdS}})^2 \left(\frac{1}{b_p^2} + \frac{\Lambda}{3} \right) - 1 + \frac{2m}{r_p^{\text{SdS}}} \right]. \quad (6.2)$$

Here, let us introduce another constant B as

$$\frac{1}{B_p^2} \equiv \frac{1}{b_p^2} + \frac{\Lambda}{3}, \quad (6.3)$$

and we rewrite Eq. (6.2) as

$$\left(\frac{dr_p^{\text{SdS}}}{d\phi}\right)^2 = (r_p^{\text{SdS}})^2 \left[\frac{(r_p^{\text{SdS}})^2}{B_p^2} - 1 + \frac{2m}{r_p^{\text{SdS}}} \right], \quad (6.4)$$

which is of the same form as Eq. (5.2). Therefore, up to the second order in $\varepsilon = m/B$ instead of $\varepsilon = m/b$, the equation of the light trajectory in the Schwarzschild–de Sitter spacetime can be expressed as of the same form of Eqs. (5.6), (5.7), and (5.8),

$$\begin{aligned} u_1^{\text{SdS}} &= \frac{\sin \phi}{B_1} + \frac{m}{2B_1^2} (3 + \cos 2\phi) \\ &+ \frac{m^2}{16B_1^3} [37 \sin \phi + 30(\pi - 2\phi) \cos \phi - 3 \sin 3\phi] + \mathcal{O}(\varepsilon^3), \end{aligned} \quad (6.5)$$

$$\begin{aligned} u_2^{\text{SdS}} &= \frac{\sin(\phi + \delta_2)}{B_2} + \frac{m}{2B_2^2} [3 + \cos 2(\phi + \delta_2)] \\ &+ \frac{m^2}{16B_2^3} \{37 \sin(\phi + \delta_2) + 30[\pi - 2(\phi + \delta_2)] \cos(\phi + \delta_2) - 3 \sin 3(\phi + \delta_2)\} + \mathcal{O}(\varepsilon^3), \end{aligned} \quad (6.6)$$

$$\begin{aligned} u_3^{\text{SdS}} &= \frac{\sin(\phi - \delta_3)}{B_3} + \frac{m}{2B_3^2} [3 + \cos 2(\phi - \delta_3)] \\ &+ \frac{m^2}{16B_3^3} \{37 \sin(\phi - \delta_3) + 30[\pi - 2(\phi - \delta_3)] \cos(\phi - \delta_3) - 3 \sin 3(\phi - \delta_3)\} + \mathcal{O}(\varepsilon^3). \end{aligned} \quad (6.7)$$

The equation of light trajectory in the Schwarzschild–de Sitter spacetime does not depend on the cosmological constant Λ and impact parameter b . Using Eq. (6.4) and the condition

$$\left. \frac{dr}{d\phi} \right|_{r=r_0} = 0, \quad (6.8)$$

we have following relation:

$$\frac{1}{B^2} = \frac{1}{b^2} + \frac{\Lambda}{3} = \frac{1}{r_0^2} - \frac{2m}{r_0^3}, \quad (6.9)$$

where r_0 denotes the radial coordinate value at the closest approach of the light ray. In principle, r_0 can be obtained via actual measurements, as the circumference radius $\ell_0 = 2\pi r_0$. Therefore, B is calculated without knowing the value of Λ and b . However, as will be discussed below, this does not mean that the total deflection angle is also independent of Λ .

6.2 Background of the Schwarzschild–de Sitter Spacetime

Before discussing the total deflection angle, let us debate the background of the Schwarzschild–de Sitter spacetime and derive some relations.

In the case of the Schwarzschild–de Sitter spacetime, the background should be regarded as the de Sitter spacetime instead of the Minkowski spacetime. This is because we had, in advance, assumed the existence of non-zero cosmological constant Λ , which is not an integration constant as mass m . In fact, the action

$$\mathcal{S} = \int \left[\frac{c^4}{16\pi G} (R - 2\Lambda) + \mathcal{L}_M \right] \sqrt{-g} d^4x \quad (6.10)$$

and the field equation

$$R_{\mu\nu} - \frac{1}{2}g_{\mu\nu}R + \Lambda g_{\mu\nu} = \frac{8\pi G}{c^4} T_{\mu\nu} \quad (6.11)$$

explicitly include the cosmological constant Λ , where $g = \det(g_{\mu\nu})$; the term \mathcal{L}_M denotes the Lagrangian for the matter field; $R_{\mu\nu}$ and R denote the Ricci tensor and Ricci scalar, respectively; $T_{\mu\nu}$ denotes the energy-momentum tensor. Hence, the spacetime cannot reduce to the Minkowski spacetime.

The de Sitter spacetime is characterized by

$$f^{\text{dS}}(r) = 1 - \frac{\Lambda}{3}r^2, \quad (6.12)$$

and the differential equation of a light ray on the optical reference geometry \mathcal{M}^{opt} becomes

$$\left(\frac{dr_p^{\text{dS}}}{d\phi} \right)^2 = (r_p^{\text{dS}})^2 \left[\left(\frac{1}{b_p^2} + \frac{\Lambda}{3} \right) (r_p^{\text{dS}})^2 - 1 \right]. \quad (6.13)$$

Using Eq. (6.3), the light trajectories in the de Sitter spacetime are

$$u_1^{\text{dS}} = \frac{\sin \phi}{B_1}, \quad (6.14)$$

$$u_2^{\text{dS}} = \frac{\sin(\phi + \delta_2)}{B_2}, \quad (6.15)$$

$$u_3^{\text{dS}} = \frac{\sin(\phi - \delta_3)}{B_3}. \quad (6.16)$$

Substituting Eqs. (6.12), (6.14), (6.15), and (6.16) into Eq. (4.9), the intersection angles ψ between three null geodesics Γ_p ($p = 1, 2, 3$) and radial null geodesics Γ_R , Γ_M , and Γ_S , respectively, are computed as

$$\psi_1^{\text{dS}} = \arctan \left(\sqrt{1 - \frac{\Lambda B_1^2}{3}} \csc^2 \phi \tan \phi \right) = \arccos \frac{\cos \phi}{\sqrt{1 - \frac{\Lambda B_1^2}{3}}}, \quad (6.17)$$

$$\psi_2^{\text{dS}} = \arctan \left(\sqrt{1 - \frac{\Lambda B_2^2}{3}} \csc^2(\phi + \delta_2) \tan(\phi + \delta_2) \right) = \arccos \frac{\cos(\phi + \delta_2)}{\sqrt{1 - \frac{\Lambda B_2^2}{3}}}, \quad (6.18)$$

$$\psi_3^{\text{dS}} = \arctan \left(\sqrt{1 - \frac{\Lambda B_3^2}{3}} \csc^2(\phi - \delta_3) \tan(\phi - \delta_3) \right) = \arccos \frac{\cos(\phi - \delta_3)}{\sqrt{1 - \frac{\Lambda B_3^2}{3}}}, \quad (6.19)$$

where we used the following inverse trigonometric function:

$$\arctan \phi = \arccos \frac{1}{\sqrt{1 + \phi^2}}. \quad (6.20)$$

Using Eqs. (4.10), (4.11), and (4.12), the sum of the internal angles, β_p^{dS} , is given by

$$\begin{aligned} \sum_{p=1}^3 \beta_p^{\text{dS}} &= \pi \\ &+ \arccos \frac{\cos \phi_R}{\sqrt{1 - \frac{\Lambda B_1^2}{3}}} - \arccos \frac{\cos \phi_S}{\sqrt{1 - \frac{\Lambda B_1^2}{3}}} \\ &+ \arccos \frac{\cos(\phi_M + \delta_2)}{\sqrt{1 - \frac{\Lambda B_2^2}{3}}} - \arccos \frac{\cos(\phi_R + \delta_2)}{\sqrt{1 - \frac{\Lambda B_2^2}{3}}} \\ &+ \arccos \frac{\cos(\phi_S - \delta_3)}{\sqrt{1 - \frac{\Lambda B_3^2}{3}}} - \arccos \frac{\cos(\phi_M - \delta_3)}{\sqrt{1 - \frac{\Lambda B_3^2}{3}}}. \end{aligned} \quad (6.21)$$

Notably, the sum of the internal angles of the triangle differs from π because of the existence of the cosmological constant Λ .

On the other hand, the Gaussian curvature and areal element are given by

$$K^{\text{dS}} = -\frac{\Lambda}{3} < 0, \quad d\sigma^{\text{dS}} = r \left(1 - \frac{\Lambda}{3} r^2 \right)^{-\frac{3}{2}} dr d\phi. \quad (6.22)$$

As in the case of the Schwarzschild spacetime, we divide triangle Σ^3 into Σ_{RM}^3 ($\phi_R \leq \phi \leq \phi_M$) and Σ_{MS}^3 ($\phi_M \leq \phi \leq \phi_S$) (see Figure 3). Subsequently, using Eq. (6.22), the areal integral of

K^{dS} becomes

$$\begin{aligned}
-\iint_{\Sigma^3} K^{\text{dS}} d\sigma^{\text{dS}} &= \int_{\phi_R}^{\phi_M} \int_{r_1^{\text{dS}}}^{r_2^{\text{dS}}} \frac{\Lambda}{3} r \left(1 - \frac{\Lambda}{3} r^2\right)^{-\frac{3}{2}} dr d\phi + \int_{\phi_M}^{\phi_S} \int_{r_1^{\text{dS}}}^{r_3^{\text{dS}}} \frac{\Lambda}{3} r \left(1 - \frac{\Lambda}{3} r^2\right)^{-\frac{3}{2}} dr d\phi \\
&= \int_{\phi_R}^{\phi_M} \left[\frac{\sin(\phi + \delta_2)}{\sqrt{\sin^2(\phi + \delta_2) - \frac{\Lambda B_2^2}{3}}} - \frac{\sin \phi}{\sqrt{\sin^2 \phi - \frac{\Lambda B_1^2}{3}}} \right] d\phi \\
&+ \int_{\phi_M}^{\phi_S} \left[\frac{\sin(\phi - \delta_3)}{\sqrt{\sin^2(\phi - \delta_3) - \frac{\Lambda B_3^2}{3}}} - \frac{\sin \phi}{\sqrt{\sin^2 \phi - \frac{\Lambda B_1^2}{3}}} \right] d\phi \\
&= \arccos \frac{\cos \phi_S}{\sqrt{1 - \frac{\Lambda B_1^2}{3}}} - \arccos \frac{\cos \phi_R}{\sqrt{1 - \frac{\Lambda B_1^2}{3}}} \\
&+ \arccos \frac{\cos(\phi_R + \delta_2)}{\sqrt{1 - \frac{\Lambda B_2^2}{3}}} - \arccos \frac{\cos(\phi_M + \delta_2)}{\sqrt{1 - \frac{\Lambda B_2^2}{3}}} \\
&+ \arccos \frac{\cos(\phi_M - \delta_3)}{\sqrt{1 - \frac{\Lambda B_3^2}{3}}}, - \arccos \frac{\cos(\phi_S - \delta_3)}{\sqrt{1 - \frac{\Lambda B_3^2}{3}}} \tag{6.23}
\end{aligned}$$

where we used the following pseudo-elliptic integral, which is provided on p. 205 in [36];

$$\int \frac{\sin \phi}{\sqrt{a^2 \sin^2 \phi - 1}} d\phi = -\frac{1}{a} \arcsin \frac{a \cos \phi}{\sqrt{a^2 - 1}}, \quad a^2 > 1, \tag{6.24}$$

and the inverse trigonometric function: $\arcsin \phi + \arccos \phi = \pi/2$. Eqs. (6.21) and (6.23) are calculated without any approximation with respect to Λ .

Before concluding this subsection, we give some comments. The sum of the internal angles of the triangle in the de Sitter spacetime differs from π because of the non-zero Gaussian curvature $K^{\text{dS}} = -\Lambda/3$. Accordingly, the value of the cosmological constant Λ may be obtained by taking the difference between $\sum_{p=1}^3 \beta_p^{\text{dS}}$ and π . However, as indicated previously, if we consider the existence of non-zero cosmological constant in the context of the Schwarzschild–de Sitter spacetime, then the de Sitter spacetime should be adopted as the background instead of the Minkowski spacetime. In fact, the Schwarzschild–de Sitter spacetime can be considered the distorted de Sitter spacetime because of mass m (see section 14.4 in [37])

6.3 Angular Formula

First, we obtain angle ψ . We wish to express ψ^{SdS} as

$$\psi_p^{\text{SdS}} = \psi_p^{\text{dS}} + \mathcal{O}(m, m^2, m\Lambda) \text{ terms}, \tag{6.25}$$

where ψ_p^{dS} ($p = 1, 2, 3$) are given by Eqs. (6.17), (6.18), and (6.19), respectively.

To calculate the correction term $\mathcal{O}(m, m^2, m\Lambda)$, we first set the small dimensionless expansion parameter ε as $\varepsilon = m/B$. Subsequently, using Eqs. (6.1), (6.4), (6.5), (6.6), and (6.7) we expand Eq. (4.9) up to the second order in $\varepsilon = m/B$ and obtain the following

approximate expression:

$$\begin{aligned}
\psi_1^{\text{SdS}} &= \arccos \frac{\cos \phi}{\sqrt{1 - \frac{\Lambda B_1^2}{3}}} + \frac{2m \cos \phi}{B_1 \sqrt{1 - \frac{\Lambda B_1^2}{3} \csc^2 \phi}} \\
&+ \frac{m^2}{16B_1^2 \left(1 - \frac{\Lambda B_1^2}{3} \csc^2 \phi\right)^{\frac{3}{2}}} \{2[15(\pi - 2\phi) - \sin 2\phi] \\
&- \Lambda B_1^2 \csc^2 \phi (30\pi - 60\phi + 23 \cot \phi + 9 \cos 3\phi \csc \phi)\} + \mathcal{O}(\varepsilon^3), \tag{6.26}
\end{aligned}$$

$$\begin{aligned}
\psi_2^{\text{SdS}} &= \arccos \frac{\cos(\phi + \delta_2)}{\sqrt{1 - \frac{\Lambda B_2^2}{3}}} + \frac{2m \cos(\phi + \delta_2)}{B_2 \sqrt{1 - \frac{\Lambda B_2^2}{3} \csc^2(\phi + \delta_2)}} \\
&+ \frac{m^2}{16B_2^2 \left[1 - \frac{\Lambda B_2^2}{3} \csc^2(\phi + \delta_2)\right]^{\frac{3}{2}}} (2\{15[\pi - 2(\phi + \delta_2)] - \sin 2(\phi + \delta_2)\} \\
&- \Lambda B_2^2 \csc^2(\phi + \delta_2)[30\pi - 60(\phi + \delta_2) \\
&+ 23 \cot(\phi + \delta_2) + 9 \cos 3(\phi + \delta_2) \csc(\phi + \delta_2)]) + \mathcal{O}(\varepsilon^3), \tag{6.27}
\end{aligned}$$

$$\begin{aligned}
\psi_3^{\text{SdS}} &= \arccos \frac{\cos(\phi - \delta_3)}{\sqrt{1 - \frac{\Lambda B_3^2}{3}}} + \frac{2m \cos(\phi - \delta_3)}{B_3 \sqrt{1 - \frac{\Lambda B_3^2}{3} \csc^2(\phi - \delta_3)}} \\
&+ \frac{m^2}{16B_3^2 \left[1 - \frac{\Lambda B_3^2}{3} \csc^2(\phi - \delta_3)\right]^{\frac{3}{2}}} (2\{15[\pi - 2(\phi - \delta_3)] - \sin 2(\phi - \delta_3)\} \\
&- \Lambda B_3^2 \csc^2(\phi - \delta_3)[30\pi - 60(\phi - \delta_3) \\
&+ 23 \cot(\phi - \delta_3) + 9 \cos 3(\phi - \delta_3) \csc(\phi - \delta_3)]) + \mathcal{O}(\varepsilon^3). \tag{6.28}
\end{aligned}$$

Note that at this stage, we do not adopt $\varepsilon = \Lambda B^2$ as the small dimensionless expansion parameter. The first terms in the first lines of Eqs. (6.26), (6.27), and (6.28) are equal to ψ_1^{dS} , ψ_2^{dS} , and ψ_3^{dS} , respectively (see Eqs. (6.17), (6.18), and (6.19)).

Next, expanding $\mathcal{O}(m)$ and $\mathcal{O}(m^2)$ terms in Eqs. (6.26), (6.27), and (6.28) with respect to $\varepsilon = \Lambda B^2$ and the remaining $\mathcal{O}(m/B, (m/B)^2, (m/B) \cdot \Lambda B^2)$ terms, we have

$$\begin{aligned}
\psi_1^{\text{SdS}} &= \psi_1^{\text{dS}} + \frac{2m}{B_1} \cos \phi + \frac{m^2}{8B_1^2} [15(\pi - 2\phi) - \sin 2\phi] \\
&+ \frac{\Lambda m B_1}{3} \cot \phi \csc \phi + \mathcal{O}(\varepsilon^3), \tag{6.29}
\end{aligned}$$

$$\begin{aligned}
\psi_2^{\text{SdS}} &= \psi_2^{\text{dS}} + \frac{2m}{B_2} \cos 2(\phi + \delta_2) + \frac{m^2}{8B_2^2} \{15[\pi - 2(\phi + \delta_2)] - \sin 2(\phi + \delta_2)\} \\
&+ \frac{\Lambda m B_2}{3} \cot(\phi + \delta_2) \csc(\phi + \delta_2) + \mathcal{O}(\varepsilon^3), \tag{6.30}
\end{aligned}$$

$$\begin{aligned}
\psi_3^{\text{SdS}} &= \psi_3^{\text{dS}} + \frac{2m}{B_3} \cos(\phi - \delta_3) + \frac{m^2}{8B_3^2} \{15[\pi - 2(\phi - \delta_3)] - \sin 2(\phi - \delta_3)\} \\
&+ \frac{\Lambda m B_3}{3} \cot(\phi - \delta_3) \csc(\phi - \delta_3) + \mathcal{O}(\varepsilon^3), \tag{6.31}
\end{aligned}$$

where the residual terms $\mathcal{O}(\varepsilon^3)$ are $\mathcal{O}((m/B)^3, (m/B)^2 \cdot \Lambda B^2, (m/B) \cdot (\Lambda B^2)^2)$. Notably, ψ_1^{SdS} , ψ_2^{SdS} , and ψ_3^{SdS} comprise the terms characterized by the cosmological constant Λ , namely ψ_1^{dS} ,

ψ_2^{dS} , and ψ_3^{dS} . However as we will see below, the terms ψ_1^{dS} , ψ_2^{dS} , and ψ_3^{dS} are eliminated from the expression of the total deflection angle α_{SdS} .

Using Eqs. (4.8), (4.10), (4.11), (4.12), (6.21), (6.29), (6.30), and (6.31), the total deflection angle becomes

$$\begin{aligned}
\alpha_{\text{SdS}} &= \left| \sum_{p=1}^3 (\beta_p^{\text{SdS}} - \beta_p^{\text{dS}}) \right| = (\beta_R^{\text{dS}} + \beta_M^{\text{dS}} + \beta_S^{\text{dS}}) - (\beta_R^{\text{SdS}} + \beta_M^{\text{SdS}} + \beta_S^{\text{SdS}}) \\
&= 2m \left[\frac{\cos \phi_R - \cos \phi_S}{B_1} + \frac{\cos(\phi_M + \delta_2) - \cos(\phi_R + \delta_2)}{B_2} + \frac{\cos(\phi_S - \delta_3) - \cos(\phi_M - \delta_3)}{B_3} \right] \\
&\quad - \frac{m^2}{4} \left[\frac{\sin 2\phi_R - \sin 2\phi_S}{2B_1^2} + \frac{\sin 2(\phi_M + \delta_2) - \sin 2(\phi_R + \delta_2)}{2B_2^2} \right. \\
&\quad \left. - \frac{\sin 2(\phi_M - \delta_3) - \sin 2(\phi_S - \delta_3)}{2B_3^2} - 15 \left(\frac{\phi_R - \phi_S}{B_1^2} + \frac{\phi_M - \phi_R}{B_2^2} - \frac{\phi_M - \phi_S}{B_3^2} \right) \right] \\
&\quad + \frac{\Lambda B_1 m}{3} \cot \phi_R \csc \phi_R - \frac{\Lambda B_1 m}{3} \cot \phi_S \csc \phi_S \\
&\quad + \frac{\Lambda B_2 m}{3} \cot(\phi_M + \delta_2) \csc(\phi_M + \delta_2) - \frac{\Lambda B_2 m}{3} \cot(\phi_R + \delta_2) \csc(\phi_R + \delta_2) \\
&\quad + \frac{\Lambda B_3 m}{3} \cot(\phi_S - \delta_3) \csc(\phi_S - \delta_3) - \frac{\Lambda B_3 m}{3} \cot(\phi_M - \delta_3) \csc(\phi_M - \delta_3) \\
&\quad + \mathcal{O}(\varepsilon^3). \tag{6.32}
\end{aligned}$$

In Eq. (6.32), the second to sixth lines correspond to the Schwarzschild-like part and the seventh to twelfth lines are order $\mathcal{O}(m\Lambda)$ terms due to the cosmological constant Λ . The contribution of the cosmological constant Λ appears as $\mathcal{O}(\Lambda m)$ instead of $\mathcal{O}(\Lambda/m)$. Because ψ_p^{SdS} can be expressed as Eq. (6.25), ψ_1^{dS} , ψ_2^{dS} , and ψ_3^{dS} are completely eliminated from in α_{SdS} . Therefore, α_{SdS} does not include the terms described solely by the cosmological constant Λ .

6.4 Integral Formula

We compute the total deflection angle α_{SdS} using the integral formula. As in the case of the angular formula, we represent the areal integral of the Gaussian curvature K^{SdS} as

$$- \iint_{\Sigma^3} K^{\text{SdS}} d\sigma^{\text{SdS}} = - \iint_{\Sigma^3} K^{\text{dS}} d\sigma^{\text{dS}} + \mathcal{O}(m, m^2, m\Lambda) \text{ terms}, \tag{6.33}$$

where the areal integral of K^{dS} is given by Eq. (6.23).

The Gaussian curvature K^{SdS} in the Schwarzschild–de Sitter spacetime becomes

$$K^{\text{SdS}} = -\frac{2m}{r^3} \left(1 - \frac{3m}{2r} + \frac{\Lambda}{6m} r^3 - \Lambda r^2 \right) < 0, \tag{6.34}$$

and the areal element $d\sigma^{\text{SdS}}$ is given by

$$d\sigma^{\text{SdS}} = r \left(1 - \frac{2m}{r} - \frac{\Lambda}{3} r^2 \right)^{-\frac{3}{2}} dr d\phi, \tag{6.35}$$

Similar to the same way in which Eqs. (5.21) and (6.21) are integrated, we construct triangle Σ^3 , which is bounded by three geodesics Γ_1 , Γ_2 , and Γ_3 , and divide the triangle Σ^3 into $\Sigma_{RM}^3(\phi_R \leq \phi \leq \phi_M)$ and $\Sigma_{MS}^3(\phi_M \leq \phi \leq \phi_S)$ (see Figure 3).

Before integrating the areal integral of the Gaussian curvature over the triangle Σ^3 , we approximate the integrand of the areal integral up to the second order in $\varepsilon = m/B$ as follows:

$$\begin{aligned}
-\iint_{\Sigma^3} K^{\text{SdS}} d\sigma^{\text{SdS}} &= \iint_{\Sigma^3} \frac{\Lambda}{3} r \left(1 - \frac{\Lambda}{3} r^2\right)^{-\frac{3}{2}} dr d\phi \\
&+ \iint_{\Sigma^3} \left\{ \frac{m[6 - \Lambda r^2(5 - 2\Lambda r^2)]}{3r^2 \left(1 - \frac{\Lambda}{3} r^2\right)^{\frac{5}{2}}} + \frac{m^2[18 - \Lambda r^2(21 - 10\Lambda r^2)]}{6r^3 \left(1 - \frac{\Lambda}{3} r^2\right)^{\frac{7}{2}}} \right\} dr d\phi \\
&+ \mathcal{O}(\varepsilon^3). \tag{6.36}
\end{aligned}$$

Note that at this stage in Eq. (6.36), $\varepsilon = \Lambda B^2$ is not treated as a small dimensionless expansion parameter.

The first term in the right-hand side of Eq. (6.36) has the same form as that of Eq. (6.23) in the de Sitter spacetime. However, the light trajectory r is r_p^{SdS} instead of r_p^{dS} . Let us compute the first term of Eq. (6.36). Substituting Eqs. (6.5), (6.6), and (6.7) into the first term of Eq. (6.36), integrating over r , and remaining $\varepsilon = m/B$ order terms, we have

$$\begin{aligned}
&\iint_{\Sigma^3} \frac{\Lambda}{3} r \left(1 - \frac{\Lambda}{3} r^2\right)^{-\frac{3}{2}} dr d\phi \\
&= \int_{\phi_R}^{\phi_M} \int_{r_1^{\text{SdS}}}^{r_2^{\text{SdS}}} \frac{\Lambda}{3} r \left(1 - \frac{\Lambda}{3} r^2\right)^{-\frac{3}{2}} dr d\phi + \int_{\phi_M}^{\phi_S} \int_{r_1^{\text{SdS}}}^{r_3^{\text{SdS}}} \frac{\Lambda}{3} r \left(1 - \frac{\Lambda}{3} r^2\right)^{-\frac{3}{2}} dr d\phi \\
&= \int_{\phi_R}^{\phi_M} \left[\left(1 - \frac{\Lambda}{3} r^2\right)^{-\frac{1}{2}} \right]_{r_1^{\text{SdS}}}^{r_2^{\text{SdS}}} d\phi + \int_{\phi_M}^{\phi_S} \left[\left(1 - \frac{\Lambda}{3} r^2\right)^{-\frac{1}{2}} \right]_{r_1^{\text{SdS}}}^{r_3^{\text{SdS}}} d\phi \\
&= -\iint_{\Sigma^3} K^{\text{dS}} d\sigma^{\text{dS}} \\
&- \int_{\phi_R}^{\phi_M} \left\{ \frac{\Lambda B_2 m [3 + \cos 2(\phi + \delta_2)] \csc^3(\phi + \delta_2)}{6 \left(1 - \frac{\Lambda}{3} B_2^2 \csc^2(\phi + \delta_2)\right)^{\frac{3}{2}}} - \frac{\Lambda B_1 m (3 + \cos 2\phi) \csc^3 \phi}{6 \left(1 - \frac{\Lambda}{3} B_1^2 \csc^2 \phi\right)^{\frac{3}{2}}} \right\} d\phi \\
&- \int_{\phi_M}^{\phi_S} \left\{ \frac{\Lambda B_3 m [3 + \cos 2(\phi - \delta_3)] \csc^3(\phi - \delta_3)}{6 \left(1 - \frac{\Lambda}{3} B_3^2 \csc^2(\phi - \delta_3)\right)^{\frac{3}{2}}} - \frac{\Lambda B_1 m (3 + \cos 2\phi) \csc^3 \phi}{6 \left(1 - \frac{\Lambda}{3} B_1^2 \csc^2 \phi\right)^{\frac{3}{2}}} \right\} d\phi + \mathcal{O}(\varepsilon^2). \tag{6.37}
\end{aligned}$$

where $\varepsilon = \Lambda B^2$ is also not still considered a small dimensionless expansion parameter. Next, expanding the fifth and sixth lines in Eq. (6.37) with respect to $\varepsilon = \Lambda B^2$ and remaining

$\mathcal{O}((m/B) \cdot \Lambda B^2)$ terms, we have

$$\begin{aligned}
& \iint_{\Sigma^3} \frac{\Lambda}{3} r \left(1 - \frac{\Lambda}{3} r^2\right)^{-\frac{3}{2}} dr d\phi \\
&= - \iint_{\Sigma^3} K^{\text{dS}} d\sigma^{\text{dS}} \\
&+ \frac{\Lambda B_1 m}{3} \cot \phi_R \csc \phi_R - \frac{\Lambda B_1 m}{3} \cot \phi_S \csc \phi_S \\
&+ \frac{\Lambda B_2 m}{3} \cot(\phi_M + \delta_2) \csc(\phi_M + \delta_2) - \frac{\Lambda B_2 m}{3} \cot(\phi_R + \delta_2) \csc(\phi_R + \delta_2) \\
&+ \frac{\Lambda B_3 m}{3} \cot(\phi_S - \delta_3) \csc(\phi_S - \delta_3) - \frac{\Lambda B_3 m}{3} \cot(\phi_M - \delta_3) \csc(\phi_M - \delta_3) + \mathcal{O}(\varepsilon^3), \quad (6.38)
\end{aligned}$$

where $\mathcal{O}(\varepsilon^3) = \mathcal{O}((m/B)^3, (m/B)^2 \cdot \Lambda B^2, (m/B) \cdot (\Lambda B^2)^2)$. Subsequently, we expand the integrand of the second line in Eq. (6.36) with respect to $\varepsilon = \Lambda B^2$ remaining the order $\mathcal{O}((m/B)^2, (m/B) \cdot \Lambda B^2)$ terms. One has

$$\begin{aligned}
& \iint_{\Sigma^3} \left\{ \frac{m[6 - \Lambda r^2(5 - 2\Lambda r^2)]}{3r^2 \left(1 - \frac{\Lambda}{3} r^2\right)^{\frac{5}{2}}} + \frac{m^2[18 - \Lambda r^2(21 - 10\Lambda r^2)]}{6r^3 \left(1 - \frac{\Lambda}{3} r^2\right)^{\frac{7}{2}}} \right\} dr d\phi \\
&= \iint_{\Sigma^3} \left(\frac{2m}{r^2} + \frac{3m^2}{r^3} \right) dr d\phi + \mathcal{O}(\varepsilon^3), \quad (6.39)
\end{aligned}$$

which is of the same form as Eq. (5.21) and $\mathcal{O}(\varepsilon^3) = \mathcal{O}((m/B)^3, (m/B)^2 \cdot \Lambda B^2, (m/B) \cdot (\Lambda B^2)^2)$. In this approximation, the order $\mathcal{O}(m\Lambda)$ terms are eliminated from the integrand of Eq. (6.39). Integrating Eq. (6.39) gives

$$\begin{aligned}
& \iint_{\Sigma^3} \left(\frac{2m}{r^2} + \frac{3m^2}{r^3} \right) dr d\phi \\
&= \int_{\phi_R}^{\phi_M} \int_{r_1^{\text{SdS}}}^{r_2^{\text{SdS}}} \left(\frac{2m}{r^2} + \frac{3m^2}{r^3} \right) dr d\phi + \int_{\phi_M}^{\phi_S} \int_{r_1^{\text{SdS}}}^{r_3^{\text{SdS}}} \left(\frac{2m}{r^2} + \frac{3m^2}{r^3} \right) dr d\phi \\
&= 2m \left[\frac{\cos \phi_R - \cos \phi_S}{B_1} + \frac{\cos(\phi_M + \delta_2) - \cos(\phi_R + \delta_2)}{B_2} + \frac{\cos(\phi_S - \delta_3) - \cos(\phi_M - \delta_3)}{B_3} \right] \\
&- \frac{m^2}{4} \left[\frac{\sin 2\phi_R - \sin 2\phi_S}{2B_1^2} + \frac{\sin 2(\phi_M + \delta_2) - \sin 2(\phi_R + \delta_2)}{2B_2^2} \right. \\
&\left. - \frac{\sin 2(\phi_M - \delta_3) - \sin 2(\phi_S - \delta_3)}{2B_3^2} - \frac{\phi_R - \phi_S}{B_1^2} + \frac{\phi_M - \phi_R}{B_2^2} - \frac{\phi_M - \phi_S}{B_3^2} \right] + \mathcal{O}(\varepsilon^3), \quad (6.40)
\end{aligned}$$

which corresponds to the Schwarzschild-like part given in Eqs. (5.17) and (5.21).

Substituting Eqs. (6.37), (6.38), and (6.40) into Eq. (6.36) and applying to Eq. (4.13),

we have

$$\begin{aligned}
\alpha_{\text{SdS}} &= \left| \iint_{\Sigma^3} K^{\text{SdS}} d\sigma^{\text{SdS}} - \iint_{\Sigma^3} K^{\text{dS}} d\sigma^{\text{dS}} \right| \\
&= 2m \left[\frac{\cos \phi_R - \cos \phi_S}{B_1} + \frac{\cos(\phi_M + \delta_2) - \cos(\phi_R + \delta_2)}{B_2} + \frac{\cos(\phi_S - \delta_3) - \cos(\phi_M - \delta_3)}{B_3} \right] \\
&\quad - \frac{m^2}{4} \left[\frac{\sin 2\phi_R - \sin 2\phi_S}{2B_1^2} + \frac{\sin 2(\phi_M + \delta_2) - \sin 2(\phi_R + \delta_2)}{2B_2^2} \right. \\
&\quad \left. - \frac{\sin 2(\phi_M - \delta_3) - \sin 2(\phi_S - \delta_3)}{2B_3^2} - 15 \left(\frac{\phi_R - \phi_S}{B_1^2} + \frac{\phi_M - \phi_R}{B_2^2} - \frac{\phi_M - \phi_S}{B_3^2} \right) \right] \\
&\quad + \frac{\Lambda B_1 m}{3} \cot \phi_R \csc \phi_R - \frac{\Lambda B_1 m}{3} \cot \phi_S \csc \phi_S. \\
&\quad + \frac{\Lambda B_2 m}{3} \cot(\phi_M + \delta_2) \csc(\phi_M + \delta_2) - \frac{\Lambda B_2 m}{3} \cot(\phi_R + \delta_2) \csc(\phi_R + \delta_2) \\
&\quad + \frac{\Lambda B_3 m}{3} \cot(\phi_S - \delta_3) \csc(\phi_S - \delta_3) - \frac{\Lambda B_3 m}{3} \cot(\phi_M - \delta_3) \csc(\phi_M - \delta_3) \\
&\quad + \mathcal{O}(\varepsilon^3). \tag{6.41}
\end{aligned}$$

Eq. (6.41) completely agrees with Eq. (6.32).

Before closing this section, it is noteworthy that in the case of asymptotically flat spacetime, we can say that there is no ambiguity about what is meant by the total deflection angle when the source and observer are sufficiently far away. However in the case of non-asymptotically flat spacetime, the total deflection angle depends on the choice of the triangle because different triangles in curved spacetime cause different sums of interior angles. Therefore, it is important to clarify how the triangle is constructed in a non-asymptotically flat spacetime.

6.5 Contribution of the Cosmological Constant and its Observability

Let us investigate how the cosmological constant Λ contributes to the total deflection angle, and its observability.

Using Eqs. (6.32) and (6.41), we extract the part of the order $\mathcal{O}(\Lambda m)$ terms and set

$$\begin{aligned}
\alpha_{\text{SdS}}^\Lambda &= \frac{\Lambda B_1 m}{3} \cot \phi_R \csc \phi_R - \frac{\Lambda B_1 m}{3} \cot \phi_S \csc \phi_S. \\
&\quad + \frac{\Lambda B_2 m}{3} \cot(\phi_M + \delta_2) \csc(\phi_M + \delta_2) - \frac{\Lambda B_2 m}{3} \cot(\phi_R + \delta_2) \csc(\phi_R + \delta_2) \\
&\quad + \frac{\Lambda B_3 m}{3} \cot(\phi_S - \delta_3) \csc(\phi_S - \delta_3) - \frac{\Lambda B_3 m}{3} \cot(\phi_M - \delta_3) \csc(\phi_M - \delta_3). \tag{6.42}
\end{aligned}$$

We observe that the cosmological constant Λ contributes to the total deflection angle, and that the leading terms have a form of $\mathcal{O}(\Lambda m)$ instead of $\mathcal{O}(\Lambda/m)$. Furthermore, the terms characterized only by the cosmological constant Λ do not appear in the expression of the total deflection angle α_{SdS} (see Eqs. (6.21) and (6.23)). This is because angle ψ^{SdS} and the areal integral of Gaussian curvature K^{SdS} can be expressed as Eqs. (6.25) and (6.33); therefore, the terms are completely eliminated, as seen in Eqs. (6.32) and (6.41).

Let us discuss the observability of the cosmological constant Λ to the total deflection angle. We assume $\Lambda \approx 10^{-52} \text{ m}^{-2}$ and consider the sun $m_\odot = GM_\odot/c^2$ and typical galaxy $m_{\text{gal}} \approx 10^{12} GM_\odot/c^2$ as the lens objects, where $G = 6.674 \times 10^{-11} \text{ m}^3 \cdot \text{kg}^{-1} \cdot \text{s}^{-2}$ denotes

the Newtonian gravitational constant, $c = 3.0 \times 10^8 \text{ m}^2$ the speed of light in vacuum, and $M_\odot = 2.0 \times 10^{30} \text{ kg}$ the mass of the sun. Additionally, we employ the radius of sun and galaxy as the impact parameters $b_1 \approx b_\odot \approx B_\odot \approx R_\odot = 6.960 \times 10^8 \text{ m}$ and $b_1 \approx b_{\text{gal}} \approx B_{\text{gal}} \approx R_{\text{galaxy}} \approx 5.0 \times 10^4 \text{ ly} \approx 5 \times 10^{20} \text{ m}$, respectively.

When the lens object is the sun, we observe

$$\frac{4m_\odot}{B_\odot} \approx 8.5 \times 10^{-6}, \quad \frac{15\pi m_\odot^2}{4B_\odot^2} \approx 5.3 \times 10^{-11}, \quad \frac{\Lambda B_\odot m_\odot}{3} \approx 3.3 \times 10^{-41}, \quad (6.43)$$

where the unit is in rad (radian). The order of the contribution of the cosmological constant $\alpha_{\text{SdS}}^\Lambda$ is $\mathcal{O}(10^{-41})$ rad. Even if we consider the $\cot \phi \csc \phi$ term, $\alpha_{\text{SdS}}^\Lambda$ is only $\mathcal{O}(10^{-36})$ at most where we assumed that observer R and source S are located at the position of Earth and its opposition, i.e., $\phi_R = \arcsin B_\odot / (1.5 \times 10^{11})$, and $\phi_S = \pi - \arcsin B_\odot / (1.5 \times 10^{11})$, respectively.

However, when the lens object is the galaxy, we observe

$$\frac{4m_{\text{gal}}}{B_{\text{gal}}} \approx 1.2 \times 10^{-5}, \quad \frac{15\pi m_{\text{gal}}^2}{4B_{\text{gal}}^2} \approx 1.0 \times 10^{-10}, \quad \frac{\Lambda B_{\text{gal}} m_{\text{gal}}}{3} \approx 2.5 \times 10^{-17}. \quad (6.44)$$

Accordingly, $\alpha_{\text{SdS}}^\Lambda$ is $\alpha_{\text{SdS}}^\Lambda \approx \mathcal{O}(10^{-17})$ and mostly three orders of magnitude smaller than the sensitivity of the angle observed in planned space missions (such as LATOR), 0.01 picorad = 10^{-14} rad (see Figure 3 in [26]).

However, because of the $\cot \phi \csc \phi$ term, $\alpha_{\text{SdS}}^\Lambda$ rapidly increases when source S and receiver R reach the de Sitter horizon $r \rightarrow r_\Lambda = \sqrt{3/\Lambda} \approx 1.73 \times 10^{26} \text{ m}$, where we estimated the angular coordinate of the de Sitter horizon as $\phi_\Lambda = \arcsin(B_{\text{gal}}/r_\Lambda) \approx 3.0 \times 10^{-6}$, and suppose triangle Σ^3 to be symmetrical with respect to $\phi = \pi/2$ (see Figures 4 and 5). Let source S and receiver R located in a symmetrical position near the de Sitter horizon with $\phi_S = \phi_\Lambda$ and $\phi_R = \pi - \phi_\Lambda$. Furthermore, because of the same reason as that in Eq. (5.23), S and R approach the de Sitter horizon, and $b_2 = b_3$ also approaches the de Sitter horizon, i.e., $b_2 = b_3 \rightarrow r_\Lambda$.

However, it is reasonable to set

$$\cot\left(\frac{\pi}{2} - \delta_2\right) \csc\left(\frac{\pi}{2} - \delta_2\right) = -\cot\left(\frac{\pi}{2} + \delta_2\right) \csc\left(\frac{\pi}{2} + \delta_2\right) \simeq \mathcal{O}(1) \quad (6.45)$$

$$\cot(\phi_\Lambda + \delta_2) \csc(\phi_\Lambda + \delta_2) \simeq \cot \delta_1 \csc \delta_2 \simeq \mathcal{O}(10) \sim \mathcal{O}(10^2) \quad (6.46)$$

$$\cot(\pi - \phi_\Lambda - \delta_2) \csc(\pi - \phi_\Lambda - \delta_2) \simeq \cot(\pi - \delta_2) \csc(\pi - \delta_2) \simeq \mathcal{O}(10) \sim \mathcal{O}(10^2), \quad (6.47)$$

where we assumed $5 \lesssim \delta_2 \lesssim 30$ degree. Then, we can estimate as

$$\frac{\Lambda b_2 m_{\text{gal}}}{3} \cot\left(\frac{\pi}{2} + \delta_2\right) \csc\left(\frac{\pi}{2} + \delta_2\right) = -\frac{\Lambda b_2 m_{\text{gal}}}{3} \cot\left(\frac{\pi}{2} - \delta_2\right) \csc\left(\frac{\pi}{2} - \delta_2\right) \simeq 10^{-11}, \quad (6.48)$$

$$\frac{\Lambda b_2 m_{\text{gal}}}{3} \cot \delta_2 \csc \delta_2 = -\frac{\Lambda b_2 m_{\text{gal}}}{3} \cot(\pi - \delta_2) \csc(\pi - \delta_2) \simeq 10^{-10} \sim 10^{-9}. \quad (6.49)$$

Accordingly, $\alpha_{\text{SdS}}^\Lambda$ can be evaluated as

$$\alpha_{\text{SdS}}^\Lambda \approx -5.9 \times 10^{-6} \text{ rad}, \quad (6.50)$$

which is almost half the value of the Schwarzschild part. Hence, if both source S and receiver R are located near the de Sitter horizon, we may be able to detect the contribution of the cosmological constant Λ to the total deflection angle.

7 Summary and Conclusions

Assuming a static and spherically symmetric spacetime, we proposed a new concept of the total deflection angle of a light ray in curved spacetime by means of the optical geometry which is considered as the Riemannian geometry experienced by the light ray. The concept is defined by the difference between the sum of internal angles of two triangles; one of them lies on curved spacetime distorted by a gravitating body and the other on the background spacetime. Our new definition of the total deflection angle is geometrically and intuitively clear. The triangle used to define the total deflection angle was realized by setting three laser-beam baselines (i.e., three null geodesics) in the space, inspired from planned space missions, including, LATOR, ASTROD-GW, and LISA. Accordingly, our new total deflection angle can be calculated by measuring the difference between the sum of the internal angles of both the triangles. Two formulas were presented to calculate the total deflection angle, in accordance with the Gauss–Bonnet theorem. It was shown that in the case of the Schwarzschild spacetime, the expression of the total deflection angle reduced to Epstein–Shapiro’s formula when the source of the light ray, S , and observer R were located in an asymptotically flat region. Additionally, in the case of the Schwarzschild–de Sitter spacetime, the total deflection angle was represented by the Schwarzschild-like part and the coupling terms of the central mass m and cosmological constant Λ as the form of $\mathcal{O}(\Lambda m)$ instead of $\mathcal{O}(\Lambda/m)$. Furthermore, the expression for the total deflection angle did not include the terms characterized solely by the cosmological constant Λ ; this is obvious from the fact that the angle ψ_p^{SdS} and the area integrals of the Gaussian curvature K^{SdS} in the Schwarzschild–de Sitter spacetime can be expressed using those in the de Sitter spacetime, ψ_p^{dS} and K^{dS} as described in Eqs (6.29), (6.30), (6.31), and (6.38), see also (6.25) and (6.33).

When the lens object was the sun, the magnitude of the contribution of the cosmological constant to the total deflection angle was $\alpha_{\text{SdS}}^\Lambda \simeq \mathcal{O}(10^{-36})$. Accordingly, it was extremely difficult to detect the contribution. However, if the galaxy was the lens object, the contribution of the cosmological constant was approximately $\alpha_{\text{SdS}}^\Lambda \simeq \mathcal{O}(10^{-17})$, which is mostly three orders of magnitude smaller than the sensitivity $0.01 \text{ picorad} = 10^{-14} \text{ rad}$ observed in planned space missions such as LATOR. However, when the source of the light ray, S , and the observer R reached the de Sitter horizon, $\alpha_{\text{SdS}}^\Lambda$ became $\alpha_{\text{SdS}}^\Lambda \simeq -5.9 \times 10^{-6} \text{ rad}$, which is almost half of the Schwarzschild part. Therefore, if we can observe gravitational lensing of distant galaxies such as the recently reported RXCJ0600-z6 [38] which is located almost at the de Sitter horizon, $12.9 \text{ billion ly} \simeq 1.22 \times 10^{26} \text{ m}$ ($z = 6.0719$), it may be possible to detect the contribution of the cosmological constant to the bending of light using the gravitational lensing effect.

Especially for observations in the solar system, the clocks on board the three satellites need to be synchronized accurately. Then the problem of synchronization of the clocks must be discussed as a future problem when our results are applied to actual measurements.

Gravitational lensing may pave the way to solving the cosmological constant problem. However, it is currently difficult to use our formulation directly for cosmological constant/dark energy exploration using gravitational lensing, and further extensions and improvements are required. This is because first we must arrange the polygons such that the singularity of the central object is successfully incorporated into the gravitational lensing equation. And second, in our formulation we need to place the observer at the three vertices of the triangle. However, in the actual gravitational lensing effect, the observer can only be placed at one of

the three vertices of the triangle ³. Therefore, we have also to resolve these problems in the future.

Acknowledgments

We would like to acknowledge anonymous referee for reading our paper carefully and for giving fruitful comments and suggestions, which significantly improved the quality of the paper. We also appreciate H. Asada and K. Takizawa for fruitful discussions and comments. This work was partially supported by Dean's Grant for Specified Incentive Research, College of Engineering, Nihon University.

References

- [1] Riess, A. G.; Filippenko, A. V.; Challis, P.; Clocchiatti, A.; Diercks, A.; Garnavich, P. M.; Gilliland, R. L.; Hogan, C. J.; Jha, S.; Kirshner, R. P.; Leibundgut, B.; Phillips, M. M.; Reiss, D.; Schmidt, B. P.; Schommer, R. A.; Smith, R. C.; Spyromilio, J.; Stubbs, C.; Suntzeff, N. B.; Tonry, J., *Astron. J.* **1998**, *116*, 1009-1038.
- [2] Schmidt, B. P.; Suntzeff, N. B.; Phillips, M. M.; Schommer, R. A.; Clocchiatti, A.; Kirshner, R. P.; Garnavich, P.; Challis, P.; Leibundgut, B.; Spyromilio, J.; Riess, A. G.; Filippenko, A. V.; Hamuy, M.; Smith, R. C.; Hogan, C.; Stubbs, C.; Diercks, A.; Reiss, D.; Gilliland, R.; Tonry, J.; Maza, J.; Dressler, A.; Walsh, J.; Ciardullo, R., *Astrophys. J.*, **1998**, *507*, 46-63.
- [3] Perlmutter, S.; Aldering, G.; Goldhaber, G.; Knop, R. A.; Nugent, P.; Castro, P. G.; Deustua, S.; Fabbro, S.; Goobar, A.; Groom, D. E.; Hook, I. M.; Kim, A. G.; Kim, M. Y.; Lee, J. C.; Nunes, N. J.; Pain, R.; Pennypacker, C. R.; Quimby, R.; Lidman, C.; Ellis, R. S.; Irwin, M.; McMahon, R. G.; Ruiz-Lapuente, P.; Walton, N.; Schaefer, B.; Boyle, B. J.; Filippenko, A. V.; Matheson, T.; Fruchter, A. S.; Panagia, N.; Newberg, H. J. M.; Couch, W. J.; *Astrophys. J.*, **1999**, *517*, 565-586.
- [4] Schneider, P.; Ehlers, J.; Falco, E. E.: *Gravitational Lenses*, Springer Verlag, Berlin, Heidelberg, New York (1999).
- [5] Schneider, P.; Kochanek, C.; Wambsganss, J.: *Gravitational Lensing: Strong, Weak and Micro*, Springer, Berlin, Heidelberg, New York (2006).
- [6] Islam, J. N., *Phys. Lett. A*, **97**, 239-241 (1983).
- [7] Rindler, W.; Ishak, M., *Phys. Rev. D*, **76**, id. 043006 (2007).
- [8] Ishak, M.; Rindler, W., *Gen. Rel. Grav.*, **42**, 2247 (2010).
- [9] Lake, K., *Phys. Rev. D*, **65**, id. 087301 (2002).
- [10] Park, M., *Phys. Rev. D*, **78**, id. 023014 (2008).
- [11] Khriplovich, I. B.; Pomeransky, A. A., *Int. J. Mod. Phys. D*, **17**, 2255 (2008).
- [12] Simpson, F.; Peacock, J. A.; Heavens, A. F., *MNRAS*, **402**, 2009 (2010).
- [13] Bhadra, A.; Biswas, S.; K. Sarkar, *Phys. Rev. D*, **82**, id.063003 (2010).
- [14] Miraghaei, H.; Nouri-Zonoz, M.; *Gen. Rel. Grav.*, **42**, 2947 (2010).
- [15] Biressa, T.; de Freitas Pacheco, J. A., *Gen. Rel. Grav.*, **43**, 2649 (2011).
- [16] Arakida, H.; Kasai, M., *Phys. Rev. D*, **85**, id.023006 (2012).

³Nevertheless, although there are some problems in practical applications, we think that our results are useful because we can show how the formula of the total deflection angle of light ray is affected by the cosmological constant without ambiguity.

- [17] Hammad, F. *Mod. Phys. Lett. A*, **28**, 1350181 (2013).
- [18] Lebedev, D.; Lake, K., arXiv:1308.4931 (2013).
- [19] Batic, D.; Nelson, S.; Nowakowski, M., *Phys. Rev. D*, **91**, id.104015 (2015).
- [20] Arakida, H., *Universe*, **2**, 5 (2016).
- [21] Gibbons, G. W.; Werner, M. C., *Class. Quant. Grav.*, **25**, id. 235009 (2008).
- [22] Ishihara, A.; Suzuki, Y.; Ono, T.; Kitamura, T., Asada, H., *Phys. Rev. D*, **94**, id.084015 (2016).
- [23] Ishihara, A.; Suzuki, Y.; Ono, T.; Asada, H., *Phys. Rev. D*, **95**, id.044017 (2017).
- [24] Arakida, H., *Gen. Relativ. Gravit.*, **50**, 48 (2018).
- [25] Takizawa, K.; Ono, T.; Asada, H., *Phys. Rev. D*, **101**, id.104032 (2020).
- [26] Turyshev, S. G.; Shao, M.; Nordtvedt, K. L.; Dittus, H.; Laemmerzahl, C.; Theil, S.; Salomon, C.; Reynaud, S.; Damour, T.; Johann, U.; Bouyer, P.; Touboul, P.; Foulon, B.; Bertolami, O.; Páramos, J., *Exp Astron.*, **27**, 27 (2009).
- [27] Ni, W. T.; Men, J. R.; Mei, X. H. *et al.* 2009 Proc. Sixth Deep Space Exploration Technology Symposium, 122 (2009).
- [28] Amaro-Seoane, P. *et al.*, arXiv:1702.00786 (2017).
- [29] Abramowicz, M. A.; Carter, B.; Lasota, J. P., *Gen. Rel. Grav.*, **20**, 1173 (1988).
- [30] Carroll, S., *Spacetime and Geometry: An Introduction to General Relativity*, (Addison Wesley, San Francisco, 2004).
- [31] Klingenberg, W., *A Course in Differential Geometry*, (Springer Verlag, New York, 1978).
- [32] Kreyszig, E., *Differential Geometry*, (Dover Publications, New York, 1991).
- [33] do Carmo, M. P., *Differential Geometry of Curves and Surfaces*, 2nd ed., (Dover Publications, Mineola, New York, 2016).
- [34] Epstein, R.; Shapiro, I. I., *Phys. Rev. D*, **22**, 2947 (1980).
- [35] Kottler, F., *Annalen. Phys.* **361**, 401 (1918).
- [36] Jeffrey, A.; Zwillinger, D. (Eds), *Table of Integrals, Series, and Products*, 7th ed., (Academic Press, 2007).
- [37] Rindler, W., *Relativity: Special, General, and Cosmological*, 2nd ed., (Oxford University Press, New York, 2006).
- [38] Fujimoto, S.; Oguri, M.; Brammer, G.; Yoshimura, Y.; Laporte, N.; González-López, J.; Caminha, G. B.; Kohno, K.; Zitrin, A.; Richard, J.; Ouchi, M.; Bauer, F. E.; Smail, I.; Hatsukade, B.; Ono, Y.; Kokorev, V.; Umehata, H.; Schaerer, D.; Knudsen, K.; Sun, Fengwu; Magdis, G.; Valentino, F.; Ao, Y.; Toft, S.; Dessauges-Zavadsky, M.; Shimasaku, K.; Caputi, K.; Kusakabe, H.; Morokuma-Matsui, K.; Shotaro, K.; Egami, E.; Lee, Minju M.; Rawle, T.; Espada, D.; *Astrophys. J.*, **911**, id.99 (2021).