

# Local-Search Based Heuristics for Advertisement Scheduling

Mauro R. C. da Silva<sup>1</sup> and Rafael C. S. Schouery<sup>1</sup>

<sup>1</sup>*Institute of Computing, University of Campinas  
maurorcsc@gmail.com and rafael@unicamp.br*

December 22, 2024

## Abstract

In the MAXSPACE problem, given a set of ads  $\mathcal{A}$ , one wants to place a subset  $\mathcal{A}' \subseteq \mathcal{A}$  into  $K$  slots  $B_1, \dots, B_K$  of size  $L$ . Each ad  $A_i \in \mathcal{A}$  has a *size*  $s_i$  and a *frequency*  $w_i$ . A schedule is feasible if the total size of ads in any slot is at most  $L$ , and each ad  $A_i \in \mathcal{A}'$  appears in exactly  $w_i$  slots. The goal is to find a feasible schedule that maximizes the sum of the space occupied by all slots. We introduce MAXSPACE-RDWV, which is a MAXSPACE generalization that has release dates, deadlines, variable frequency, and generalized profit. In MAXSPACE-RDWV each ad  $A_i$  has a release date  $r_i \geq 1$ , a deadline  $d_i \geq r_i$ , a profit  $v_i$  that may not be related with  $s_i w_i$  and lower and upper bounds  $w_i^{min}$  and  $w_i^{max}$  for frequency. In this problem, an ad may only appear in a slot  $B_j$  with  $r_i \leq j \leq d_i$ . In this paper, we present some algorithms based on meta-heuristics Greedy Randomized Adaptive Search Procedure (GRASP), Variable Neighborhood Search (VNS), Local Search and Tabu Search for MAXSPACE and MAXSPACE-RDWV. We compare our proposed algorithms with Hybrid-GA proposed by Kumar et al. [19]. We also create a version of Hybrid-GA for MAXSPACE-RDWV and compare it with our meta-heuristics for this problem. Some meta-heuristics, like GRASP, have had better results than Hybrid-GA for both problems.

**Keywords** MAXSPACE; scheduling of advertisements; local-search; heuristics

## 1 Introduction

Many websites (such as Google, Yahoo!, Facebook, and others) offer free services while displaying advertisements, or simply *ads*, to users. Often, each website has a single strip of fixed height, which is reserved for scheduling ads, and the set of displayed ads changes on a time basis. For such websites, the advertisement is the main source of revenue. Thus, it is important to find the best way to dispose the ads in the available time and space while maximizing the revenue [18].

The revenue from web advertising grew considerably in the 21st century. In 2013, the total revenue was US\$42.78 billion, an increase of 17% from the previous year. It is estimated that the U.S. web advertising reached US\$77 billion in 2016, and comprised 35% of all advertising spending, overtaking television advertising [18]. In 2016, ads in banners comprised 31.4% of internet advertising (considering banners and mobile platforms), which represents a revenue of US\$22.7 billion [24]. Web advertising has created a multi-billionaire industry where algorithms for scheduling advertisements play an important role. The growth of social media such as Facebook and Twitter provide a big boost to internet advertising. For example, around US\$5.1 billion were spent on social advertising in 2013, and the estimated value to 2018 is around US\$15 billion of dollars. Considering only the third quarter of 2014, Facebook brought in US\$2.96 billion in advertising revenue [18].

In this paper, we consider the class of Scheduling of Advertisements Problems introduced by Adler et al. [1], where, given a set  $\mathcal{A} = \{A_1, A_2, \dots, A_n\}$  of advertisements, the goal is to schedule a subset  $\mathcal{A}' \subseteq \mathcal{A}$  into a banner in  $K$  equal time-intervals. The set of ads scheduled to a particular time interval  $j$ ,  $1 \leq j \leq K$ , is represented by a set of ads  $B_j \subseteq \mathcal{A}'$ , which is called a *slot*. Each ad  $A_i$  has a *size*  $s_i$  and a *frequency*  $w_i$  associated with it. The size  $s_i$  represents the amount of space  $A_i$  occupies in a slot, and the frequency  $w_i \leq K$  represents the number of slots which should contain a copy of  $A_i$ . An ad  $A_i$  can be displayed at most once in a slot, and  $A_i$  is said to be *scheduled* if exactly  $w_i$  copies of  $A_i$  appear in slots [1, 5].

The main problems in this class are MINSPACE and MAXSPACE. In MINSPACE, all the ads need to be scheduled in the slots, and the goal is to minimize the height of the highest slot. In MAXSPACE,

the focus of this paper, an upper bound  $L$  is specified, which represents the size of each slot. A feasible solution for this problem is a schedule of a subset  $\mathcal{A}' \subseteq \mathcal{A}$  into slots  $B_1, B_2, \dots, B_K$ , such that each  $A_i \in \mathcal{A}'$  is scheduled and the fullness of any slot does not exceed the upper bound  $L$ , that is, for each slot  $B_j$ ,  $\sum_{A_i \in B_j} s_i \leq L$ . The goal of MAXSPACE is to maximize the fullness of the slots, defined by  $\sum_{A_i \in \mathcal{A}'} s_i w_i$ . Both of these problems are strongly NP-hard [1, 5].

To illustrate both problems, consider the ads in Table 1.

Table 1: Example with 7 ads.

$A_i$	$A_1$	$A_2$	$A_3$	$A_4$	$A_5$	$A_6$	$A_7$
$s_i$	6	4	2	3	1	1	5
$w_i$	3	2	1	2	1	1	1

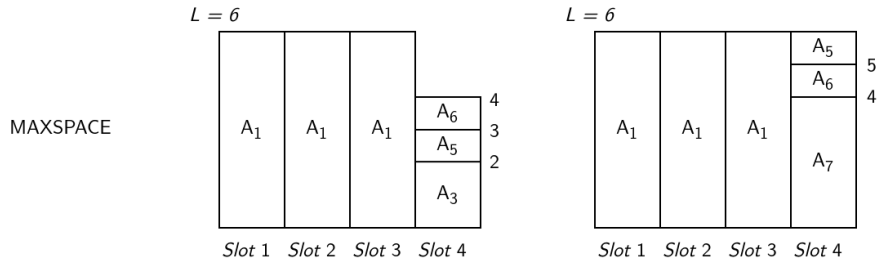


Figure 1: Example of solutions to MAXSPACE using ads of Table 1 with  $L = 6$  and  $K = 4$ . In (a) we have a feasible solution. In (b) we have an optimal solution [5].

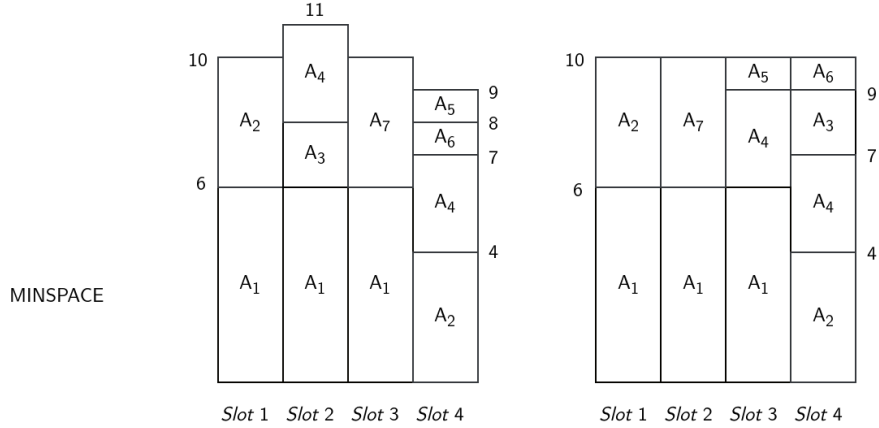


Figure 2: Example of solutions to MINSPACE using ads of Table 1 with  $K = 4$ . In (a) we have a feasible solution with value 11. In (b) we have an optimal solution with value 10 [5].

In Figures 1 and 2 we present solutions to MAXSPACE and MINSPACE, respectively, with the ads of Table 1.

## 1.1 Literature Review

Dawande et al. [5] provide the following Integer Linear Programming formulation for MAXSPACE.

Let  $x_{ij}$  be an integer variable that has value 1 if ad  $A_i$  was added to slot  $B_j$  and has value 0 otherwise, and let  $y_i$  be an integer variable that has value 1 when ad  $A_i$  was added into any slot and  $y_i$  is 0 otherwise.

$$\begin{aligned}
& \max \sum_{j=1}^K \sum_{i=1}^n s_i x_{ij} \\
& \text{subject to} \quad \sum_{i=1}^n s_i x_{ij} \leq L, \quad j = 1, 2, \dots, K \\
& \quad \quad \quad \sum_{j=1}^K x_{ij} = w_i y_i, \quad i = 1, 2, \dots, n \\
& \quad \quad \quad x_{ij} \in \{0, 1\}, y_i \in \{0, 1\}
\end{aligned}$$

The first set of restrictions ensures that the fullness of each slot must be at most  $L$ , and the second set of restrictions ensures that each ad  $A_i$  must be added to exactly  $w_i$  slots.

Dawande et al. [5] define three special cases of MAXSPACE:  $\text{MAX}_w$ ,  $\text{MAX}_{K|w}$  and  $\text{MAX}_s$ . In  $\text{MAX}_w$ , every ad has the same frequency  $w$ . In  $\text{MAX}_{K|w}$ , every ad has the same frequency  $w$ , and the number of slots  $K$  is a multiple of  $w$ . And, in  $\text{MAX}_s$ , every ad has the same size  $s$ . Analogously, they define three special cases of MINSAPCE:  $\text{MIN}_w$ ,  $\text{MIN}_{K|w}$  and  $\text{MIN}_s$ .

Adler et al. [1] present a  $\frac{1}{2}$ -approximation algorithm called SUBSET-LSLF for MAXSPACE when the ad sizes form a sequence  $s_1 > s_2 > s_3 > \dots$ , such that for all  $i$ ,  $s_i$  is a multiple of  $s_{i+1}$ . Dawande et al. [5] present three approximation algorithms, a  $(\frac{1}{4} + \frac{1}{4K})$ -approximation for MAXSPACE, a  $\frac{1}{3}$ -approximation for  $\text{MAX}_w$  and a  $\frac{1}{2}$ -approximation for  $\text{MAX}_{K|w}$ . Freund and Naor [14] proposed a  $(\frac{1}{3} - \varepsilon)$ -approximation for MAXSPACE and a  $(\frac{1}{2} - \varepsilon)$ -approximation for the special case in which the size of ads are in the interval  $[L/2, L]$ .

Wendan and Dingwei [25] present a heuristic to MAXSPACE called *Largest-Size Most-Full* (LSMF) and Kumar et al. [19] used LSMF combined to a genetic algorithm to create a hybrid genetic algorithm to MAXSPACE. Amiri and Menon [2] present an integer linear programming to a MAXSPACE variant in which each ad has a set of values for frequency. Da Silva et al. [4] present a polynomial-time approximation scheme for MAXSPACE with deadlines and release dates and with a constant number of slots.

Regarding MINSAPCE, Adler et al. [1] present a 2-approximation called *Largest-Size Least-Full* (LSLF) for MINSAPCE. Algorithm LSLF is also a  $(\frac{4}{3} - \frac{1}{3K/w})$ -approximation to  $\text{MIN}_{K|w}$  [5]. Dawande et al. [5] present a 2-approximation for MINSAPCE using *LP Rounding*, and Dean and Goemans [6] present a  $\frac{4}{3}$ -approximation for MINSAPCE using Graham's algorithm for schedule [17].

## 1.2 Our Results

The original MAXSPACE problem considers the value of an ad as the space it occupies (its size multiplied by the number of times it appears). In practice, the value of an ad can be influenced by other factors such as the number of clicks (or the expected number of clicks) the ad generates to the advertiser [3].

As the time interval relative to each slot in the scheduling of advertising can represent minutes, seconds, or long periods, such as days and weeks. Often, one considers the idea of *release dates* and *deadlines*. An ad has a release date that indicates the beginning of its advertising campaign. Analogously, the deadline of an ad indicates the end of its advertising campaign. For example, ads for Christmas must be scheduled before December, 25th. Thus, ads with small deadlines must be prioritized while scheduling.

The number of times the ad appears also can be influenced by other factors, such as the budget provided by the advertiser. A variant that can be interesting in practice considers that each ad has a budget (instead of a frequency), which is reduced when some copy is placed.

With these observations in mind, we introduce MAXSPACE-RDWV, which is a MAXSPACE variant that has release dates, deadlines, variable frequency, and generalized profit. In MAXSPACE-RDWV each ad  $A_i$  has a release date  $r_i \geq 1$ , a deadline  $d_i \geq r_i$ , a profit  $v_i$  that may not be related with  $s_i w_i$  and lower and upper bounds  $w_i^{\min}$  and  $w_i^{\max}$  for frequency. The release date of ad  $A_i$  represents the first slot where a copy of  $A_i$  can be scheduled, that is, a copy of  $A_i$  cannot be scheduled in a slot  $B_j$  with  $j < r_i$ . Similarly, the deadline of an ad  $A_i$  represents the last slot where we can schedule a copy of  $A_i$ , thus  $A_i$  cannot be scheduled in a slot  $B_j$  with  $j > d_i$ . Note that MAXSPACE is a particular case of MAXSPACE-RDWV in which each ad  $A_i$  has  $w_i^{\min} = w_i^{\max} = w_i$ ,  $v_i = s_i$ ,  $r_i = 1$  and  $d_i = K$ .

In this paper, we present some algorithms based on meta-heuristics Greedy Randomized Adaptive Search Procedure (GRASP), Variable Neighborhood Search (VNS), Local Search, and Tabu Search for MAXSPACE and MAXSPACE-RDWV. We compare our proposed algorithms with the genetic hybrid algorithm Hybrid-GA proposed by Kumar et al. [19]. We also create a version of Hybrid-GA for

MAXSPACE-RDWV and compare it with our meta-heuristics for this problem. Some meta-heuristics, like GRASP, have had better results than Hybrid-GA for both problems.

In Section 2 we present our heuristics. In Section 3 we present our experiments and we analyse our results in Section 4.

## 2 Heuristics

In this section, we present meta-heuristics applied to MAXSPACE and its variant MAXSPACE-RDWV.

### 2.1 Neighborhoods

The meta-heuristics applied in this work are based on local search. Next, we present the neighborhood structures used by our local search-based algorithms. In these neighborhood structures, we only consider feasible moves.

**ADD( $A_i$ )**: add an advertisement  $A_i$  to the current solution. Each movement in this neighborhood corresponds to an ad  $A_i$  that can be added to the solution, that is, it is possible to add at least  $w_i^{min}$  copies of  $A_i$  to the current solution and keep it feasible. The ad is placed by a first-fit heuristic, which adds a copy to the first slot that has no copies of  $A_i$  without exceeding the capacity of the slot while not violating the restrictions of release date and deadline. This neighborhood tries to insert as many copies of  $A_i$  as possible, without exceeding  $w_i^{max}$ .

In the implementation of this neighborhood for MAXSPACE-RDWV, we use a Binary Indexed Tree (BIT) introduced by Fenwick [12] to do some verification faster. This tree allows us to verify the sum of an interval in a vector of  $d$  integers in time complexity  $O(\lg d)$ . It also allows us to verify the maximum or minimum value in an interval in time complexity  $O(\lg d)$ , as shown in Dima and Ceterchi [9]. The time complexity to create a BIT is  $O(d)$ , and to update it is  $O(\lg d)$ .

We use a BIT to verify the space remaining in an interval of slots. If we want to add  $t$  copies of an ad  $A_i$ , we can ascertain in  $O(\lg K)$  with BIT if the space remaining in the interval of slots  $[r_i, d_i]$  is at least  $t s_i$ . We can also verify in  $O(\lg K)$  if the least full slot in the interval has enough space to store a copy of  $A_i$ .

**CHG( $A_i, A_j$ )**: remove an ad  $A_i$  scheduled in the current solution and add an advertisement  $A_j$  that is not scheduled. In this structure, we consider only valid changes, that is, when it is possible to add  $A_j$  in the solution after remove  $A_i$ . We add  $A_j$  using ADD neighborhood. Notice that, generating all the neighbors of this structure to a solution is very expensive (even using BIT).

**RPCK( $A_i^l, A_j^k$ )**: changes the  $l$ -th copy of an ad  $A_i$  in the solution to the  $k$ -th copy of an ad  $A_j$  that is also in the solution. The goal with this neighborhood is to repack the copies of ads in some solution to open space to other ads or copies that can be added. This neighborhood does not change the solution value. Thus, we seek to minimize the sum of the square of empty spaces in the slots, that is, let  $f(B_j)$  be the fullness of a slot  $j$  we want to minimize  $\sum_{j=1}^K (L - f(B_j))^2$ . Using this objective value, we try to level the fullness of the slots; that is, we avoid that there are full slots when the ads could be distributed to the empty ones.

**ADDCPY( $A_i, k, j$ )**: add the  $k$ -th copy of an ad  $A_i$ , which is in the solution to slot  $j$ . This neighborhood is only applied to MAXSPACE-RDWV in which the ad has a frequency between  $w_i^{min}$  and  $w_i^{max}$ . The idea is to try to add one more copy of an ad that has at least  $w_i^{min}$  copies in the current solution but does not have  $w_i^{max}$  copies scheduled yet.

**MV( $A_i^l, j$ )**: move the  $l$ -th copy of an ad  $A_i$  in the solution to slot  $j$ . As in RPCK neighborhood, we want to repack the copies of ads in some solution to open space to other ads or copies that can be added. Again, we use the objective of minimizing the sum of the square of empty spaces in the slots.

### 2.2 Constructive Heuristic

The construction of an initial solution considers the cost of each ad  $A_i$  as  $s_i w_i$  in MAXSPACE and  $v_i/s_i$  in MAXSPACE-RDWV. In each iteration of the constructive heuristic, let  $max$  be the maximum cost of an ad not scheduled yet, let  $min$  be the minimum cost of an ad not scheduled yet and, given an  $\alpha \in [0, 1]$ , this algorithm randomly chooses an ad  $A_j$  from the set of ads with cost in interval  $[max - \alpha(max - min), max]$ . The chosen ad  $A_j$  is added using first fit if possible, otherwise  $A_j$  is discarded. The constructive heuristic ends when the whole set of ads is considered. Algorithm 1 presents the pseudocode of this constructive heuristic.

---

**Algorithm 1** pseudocode of initial constructive heuristic

---

```
1: procedure CONSTRUCTIVEHEURISTIC( $\alpha$ )
2:    $S \leftarrow \emptyset$ 
3:    $C \leftarrow \mathcal{A}$ 
4:   for  $A_i \in C$  do
5:      $cost(A_i) \leftarrow s_i w_i$  ▷ in MAXSPACE-RDWV the cost is  $v_i/s_i$ 
6:   while  $C \neq \emptyset$  do
7:      $min \leftarrow \min_{A_i \in C} \{cost(A_i)\}$ 
8:      $max \leftarrow \max_{A_i \in C} \{cost(A_i)\}$ 
9:      $RC \leftarrow \emptyset$ 
10:    for  $A_i \in C$  do
11:      if  $cost(A_i) \geq max - \alpha(max - min)$  then
12:         $RC \leftarrow RC \cup \{A_i\}$ 
13:    Randomly choose a  $A_j$  from  $RC$ 
14:     $S \leftarrow \text{FIRSTFIT}(A_j, S)$  ▷ Only if  $A_j$  fits
15:     $C \leftarrow C \setminus \{A_j\}$ 
16:  return  $S$ 
```

---

### 2.3 Tabu Search

Tabu Search (TS) is a meta-heuristic proposed by Glover [16] that allows Local Search to overcome local minima. This meta-heuristic memorizes the improvements of Local Search in a structure called Tabu List and forbid moves while they are on this list. Each element is kept in Tabu List until some quantity of improvements is reached [15].

The construction of the initial solution for Tabu Search was made using the constructive heuristic present in Section 2.2. The Tabu Search uses all neighborhood structures present in Section 2.1 and has several iterations as a stopping condition. Three versions of Local Search were designed. The first one randomly chooses a neighborhood at each iteration, the second one starts in neighborhood 1 and only changes when no improvement is found, and the third version circularly chooses the next neighborhood.

The Tabu List memorizes only previous moves since it would be expensive to store the complete solutions, i.e., for the neighbor  $\text{CHG}(A_i, A_j)$  the list only memorizes the type of this neighbor and the ads  $A_i$  and  $A_j$ , and it keeps this movement forbid while it is in the list.

### 2.4 VNS

The Variable Neighborhood Search (VNS) is a meta-heuristic proposed by Mladenović and Hansen [21] to solve optimization problems. It consists of a descent phase with systematic changes of the neighborhood to find local minima and a perturbation phase (shaking) to escape of valleys. A neighborhood structure for a given optimization problem can be defined as  $\mathcal{N}_k$  (for  $k = 1, \dots, k_{max}$ ) and  $\mathcal{N}_k(S)$  denotes the set of solutions in  $k$ -th neighborhood of a solution  $S$  [15].

For MAXSPACE the neighborhood structures were considered in the following order: MV, RPCK, ADD, and CHG, and for MAXSPACE-RDWV, the neighborhood structures were considered in the following order: MV, RPCK, ADDCPY, ADD and CHG. The order of the neighborhoods was defined considering the cost of calculating them, leaving the most costly neighborhoods to the end, which makes them be explored less often.

The construction of the initial solution for VNS was made using the constructive heuristic present in Section 2.2. In the local search step, our VNS uses a Variable Neighborhood Descent (VND) meta-heuristic, which is a version of VNS in which the change of neighborhoods is performed in a deterministic way [15]. Also, VNS shaking has been changed to perform  $\mathcal{K}_{max}$  disturbances before switching neighborhoods, to increase the chance to escape local minima.

### 2.5 GRASP

The Greedy Randomized Adaptive Search Procedure (GRASP) is a meta-heuristic that creates good random initial solutions and uses a local search to improve them [13]. The GRASP executes  $k$  iterations, and at each iteration produces a random initial solution and runs a local search to improve it. The GRASP returns the best solution found in  $k$  iterations.

We use the constructive heuristic present in Section 2.2 to create initial solutions at each iteration of GRASP. Three versions of the GRASP were designed. The first one uses a local search with the best improvement, the second one uses VNS (as present in Section 2.4) as a local search procedure, and the third version uses Tabu Search (as present in Section 2.3) as local search procedure.

### 3 Computational Experiments

In this section, we present the experiments of our heuristics.

#### 3.1 Instances

Instances were randomly generated with uniform probability and were divided into 36 sets. These sets of instances are related to size, frequencies, profits, release dates, and deadline of ads. Three types of ads size were considered: small, medium, and large. An ad is called small if it has  $s_i$  in interval  $[1, L/4]$ , is called medium if it has  $s_i$  in interval  $(L/4, L/2]$ , and is called large if it has  $s_i$  greater than  $L/2$ . We also consider three frequencies for ads: infrequent, medium frequency, and very frequent. An ad is called infrequent if it has  $w_i^{min}$  in interval  $[1, 5]$  and has  $w_i^{max}$  in interval  $[6, 10]$ , is called medium frequency if it has  $w_i^{min}$  in interval  $[11, 15]$  and has  $w_i^{max}$  in interval  $[16, 20]$ , and is called very frequent if it has  $w_i^{min}$  in interval  $[21, 25]$  and has  $w_i^{max}$  in interval  $[26, 30]$ . These values for frequencies were chosen based on instances of Amiri and Menon [2]. We consider two values for profits of ads: related to the size (with  $v_i = s_i$ ) and random (with  $v_i$  in the interval  $[1, 100]$ ). Moreover, we also consider instances without release dates and deadlines and with release dates and deadlines randomly chosen (choosing  $r_i$  from interval  $[1, K - w_i^{min}]$  and  $d_i$  from interval  $[r_i + w_i^{min}, K]$ ).

Instances of 4 different sizes were generated, according to Table 2, for each set were generated 10 instances of each size, which give us 40 instances per set.

Table 2: Size of generated instances.

$ \mathcal{A} $	$K$	$L$
100	75	50
500	250	100
1000	500	250
10000	500	200

In addition to randomly generated instances, we use all the instances provided by the *Bin Packing Problem Library* benchmark [8] for the Cutting Stock Problem (CSP). In CSP, we are given  $m$  items, each having an integer weight  $h_i$  and an integer demand  $d_i$ , and an unlimited number of identical bins of integer capacity  $H$ . The objective is to produce  $d_i$  copies of each item  $i$  using the minimum number of bins so that the total weight packed in any bin does not exceed its capacity [7]. Each item  $i$  in an original CSP instance was mapped to an ad  $A_i$  in the generated instance as follows:  $w_i = d_i$  and  $s_i = h_i$ . The size of the slots was set to be the same as the capacity of the containers in the CSP, i.e.,  $L = H$ . The number of slots  $K$  was defined as  $\sum_{i \in I} d_i / 3$  in the Falkenauer Triples class and  $\max(\max_{i \in I} d_i, \lceil \sum_{i \in I} h_i d_i / 2L \rceil)$  in the other classes.

In Table 3, we present the number of instances for each problem in each class.

#### 3.2 Choosing Parameters and Running Experiments

Algorithm Hybrid-GA [19] was implemented to be compared with our heuristics. This algorithm was initially proposed for MAXSPACE, but we also developed a version of it for MAXSPACE-RDWV, adding the restrictions of release dates and deadlines and trying to add copies of an ad  $A_i$  while it is possible (without exceeding  $w_i^{max}$  copies).

Before running the experiments, we used Irace 2.0 [20] to choose the parameters of the algorithms. The interval considered for  $\alpha$  was  $[0, 1]$ , for the number of GRASP iterations was  $[100, 2000]$ , for  $\mathcal{K}_{max}$  was  $[1, 10]$ , for  $|tabuList|$  was  $[5, 100]$  and for the number of tabu search iterations was  $[50, 500]$ . The precision considered for decimal values was one decimal place.

We give a timeout of 5 days for Irace to choose the parameters of each algorithm. Tables 4 and 5 show the chosen parameters by Irace for, respectively, MAXSPACE and MAXSPACE-RDWV.

Table 3: Number of instances in each class

Instance Class	MAXSPACE		MAXSPACE-RDWV	
	#	%	#	%
Random	1080	31.44	360	13.26
ANI_AI	500	14.56	500	18.42
Falkenauer Triples	80	2.33	80	2.95
Falkenauer Uniforms	80	2.33	80	2.95
Hard 28	28	0.82	28	1.03
Irnich	240	6.99	240	8.84
Scholl (datasets 1 and 2)	1200	34.93	1200	44.20
Scholl Hard (dataset 3)	10	0.29	10	0.37
Schwerin	200	5.82	200	7.37
Waescher	17	0.49	17	0.63
<b>Total</b>	<b>3435</b>	<b>100.00</b>	<b>2715</b>	<b>100.00</b>

Table 4: Parameters chosen by Irace for MAXSPACE.

Algorithm	$\alpha$	# iterations	$\mathcal{K}_{max}$	$ tabu $	# iterations of TS	TS type
VNS	0	N/A	10	N/A	N/A	N/A
GRASP	0.4	2000	N/A	N/A	N/A	N/A
GRASP+Tabu	0.2	1400	N/A	15	230	Randomly
GRASP+VNS	0.1	1800	5	N/A	N/A	N/A

Table 5: Parameters chosen by Irace for MAXSPACE-RDWV.

Algorithm	$\alpha$	# iterations	$\mathcal{K}_{max}$	$ tabu $	# iterations of TS	TS type
VNS	0.1	N/A	10	N/A	N/A	N/A
GRASP	0.2	1850	N/A	N/A	N/A	N/A
GRASP+Tabu	0.2	200	N/A	65	50	Exhausting
GRASP+VNS	0.2	2000	1	N/A	N/A	N/A

The parameters used in Hybrid-GA were also obtained from Irace and the timeout was 5 days for each version. The interval considered for population size  $p_s$  was  $[100, 1000]$ , for the fraction of elites  $\varepsilon$  the interval considered was  $[0.1, 0.35]$ , for crossover probability  $p_c$  was  $[0.65, 0.80]$ , for mutation probability  $p_m$  was considered the interval  $[0.1, 0.25]$  and the number of generations  $n_{gen}$  was chosen from interval  $[100, 300]$ . For MAXSPACE the chosen parameters were:  $p_s = 500$ ,  $\varepsilon = 0.26$ ,  $p_c = 0.71$ ,  $p_m = 0.18$  and  $n_{gen} = 175$ . And for MAXSPACE-RDWV Irace chooses the parameters:  $p_s = 310$ ,  $\varepsilon = 0.21$ ,  $p_c = 0.73$ ,  $p_m = 0.21$  and  $n_{gen} = 231$ .

We also use Irace to decide what neighborhoods the algorithms VNS, GRASP+Tabu, and GRASP+VNS have to consider. The Tables 6 and 7 show the neighborhoods considered by each algorithm, respectively, in MAXSPACE and MAXSPACE-RDWV. The value would be 1 if the neighborhood was considered. Otherwise, the value is 0.

Table 6: Neighborhoods chosen by Irace for MAXSPACE.

Algorithm	MV	RPCK	ADD	CHG
VNS	0	0	1	1
GRASP+Tabu	0	0	1	1
GRASP+VNS	0	1	0	1

Table 7: Neighborhoods chosen by Irace for MAXSPACE-RDWV.

Algorithm	MV	RPCK	ADDCPY	ADD	CHG
VNS	1	1	1	1	1
GRASP+Tabu	1	1	0	0	1
GRASP+VNS	0	0	1	0	1

Algorithms were implemented in C++, and the experiments have been performed in a machine with Intel(R) Xeon(R) Silver 4114 CPU @ 2.20GHz, 32GB of memory and Linux OS. The timeout for each execution was 600 seconds. The seed used to generate random numbers was 0. We use a constant seed to allow the experiments to be replicated.

## 4 Results

In this section, we present and discuss the computational results of the implemented heuristics.

### 4.1 MAXSPACE

First, we analyze the results for MAXSPACE. Figure 3 presents a profiling graph [10] with a comparison of solutions found by the implemented algorithms for MAXSPACE considering the whole set of instances. The  $x$ -axis of the graph represents the quality of the solution relative to the best solution found among all algorithms, and the  $y$ -axis represents the percentage of instances the algorithm has achieved such quality. For example, if we look at  $x = 0.96$ , the  $y$ -axis indicates the percentage of instances each algorithm has reached at least the 0.96 of the best solution value in the whole set of instances but reached the best solution only in 75% of instances. The heuristic VNS achieved a solution quality of at least 0.94 for the whole set of instances and found the best solution in 83% of instances, which is the best percentage among the compared algorithms.

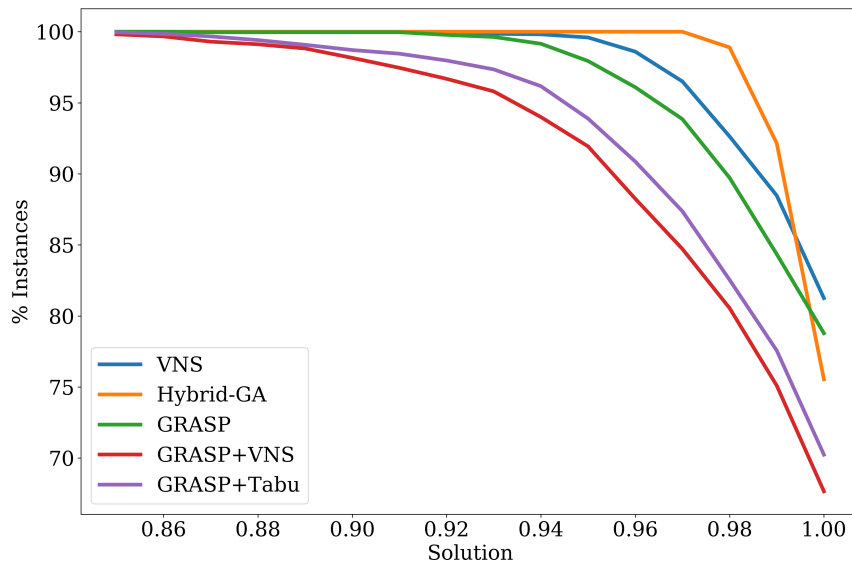


Figure 3: Profiling graph for MAXSPACE.

In Figure 4, we present profiling graphs considering only datasets of instances in which Hybrid-GA obtained better results than our algorithms.

In A) of Figure 4 we present a profiling graph considering only Falkenauer Triples [11] instances. These instances include the so-called triplets, that is, groups of three items (one large, two small) that need to be scheduled to the same slot in an optimal solution. Due to the nature of these instances, the initial solutions generated by the proposed heuristics may require many modifications to find an optimal or near-optimal solution. We believe Hybrid-GA has an advantage in this type of instance because it



generates many starting solutions, increasing the probability that one of these starting solutions will be closer to optimal. Nonetheless, every algorithm proposed obtained at least 0.92 of solution quality.

In B) of Figure 4, we present a profiling graph considering only datasets 1 and 2 of Schwerin and Wäscher [23]. In this set of instances, Hybrid-GA found the best solution in virtually 100% of instances, but all the algorithms guaranteed at least 0.95 of solution quality.

In C) of Figure 4, we present a profiling graph considering only instances of Scholl et al. [22]. In these instances, the VNS algorithm found the best solution in approximately 85% and guarantee 0.92 of solution quality. Hybrid-GA guaranteed a solution quality of 0.94 but found the best solution in only approximately 70% of instances.

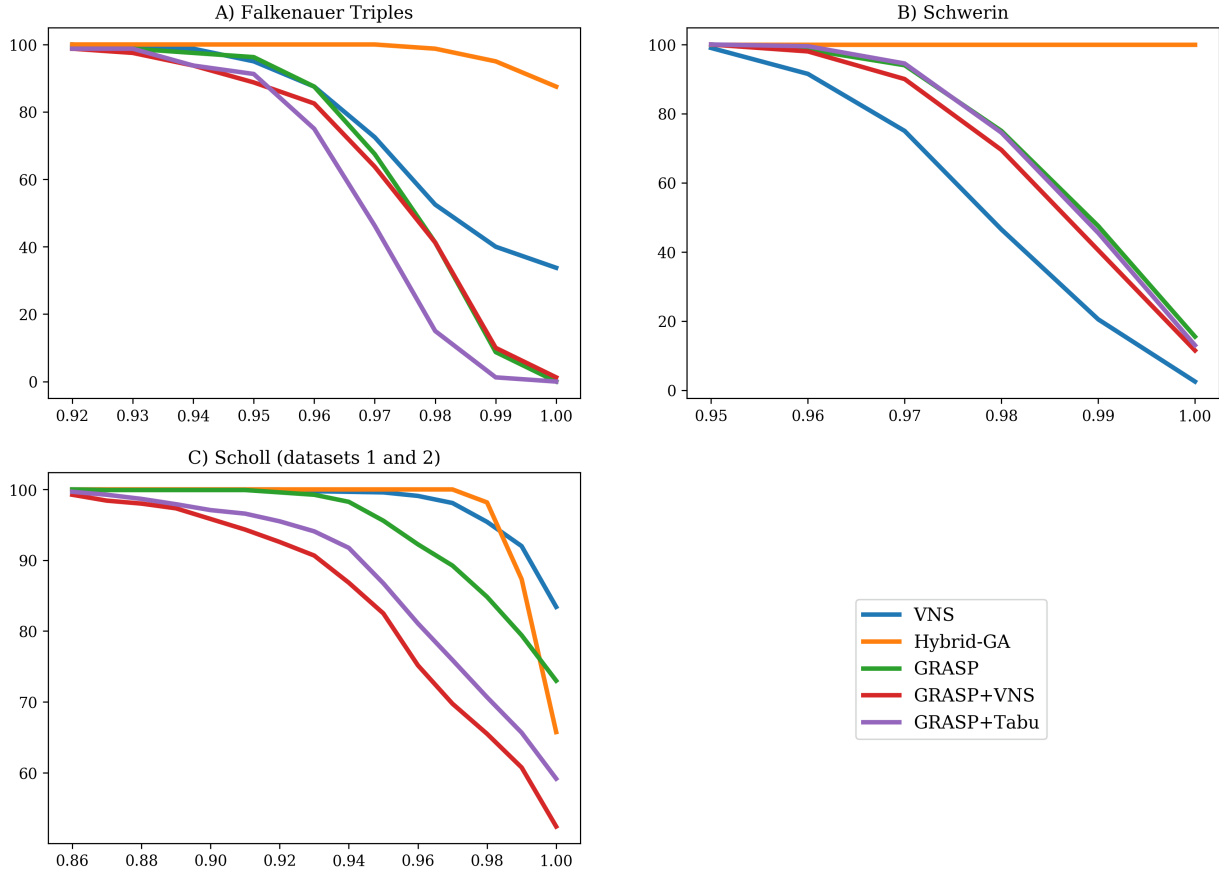


Figure 4: Datasets in which Hybrid-GA obtained better results then our algorithms for MAXSPACE.

On the other hand, if we consider the set of instances removing the datasets of Falkenauer Triples [11], Scholl et al. [22] and Schwerin and Wäscher [23], the proposed algorithms obtain better results, as shown in Figure 5. Observe that GRASP reached a solution quality of 0.99 and found the best solution in almost 99% of instances. The other proposed algorithms also obtain good results with these instances. The Hybrid-GA guarantee 0.97 of solution quality but found the best solution in only 80% of instances, being the worst result among the compared algorithms.

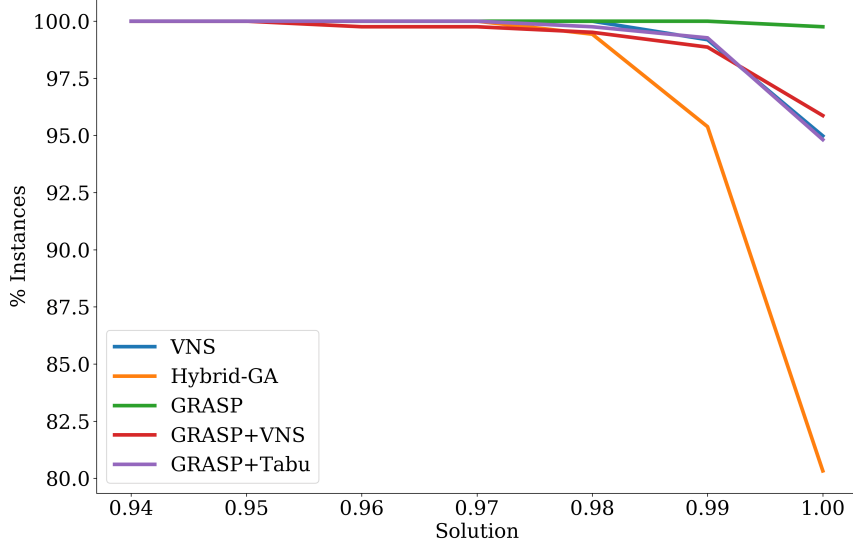


Figure 5: Profiling graph for MAXSPACE without Falkenauer Triples, Scholl and Schwerin

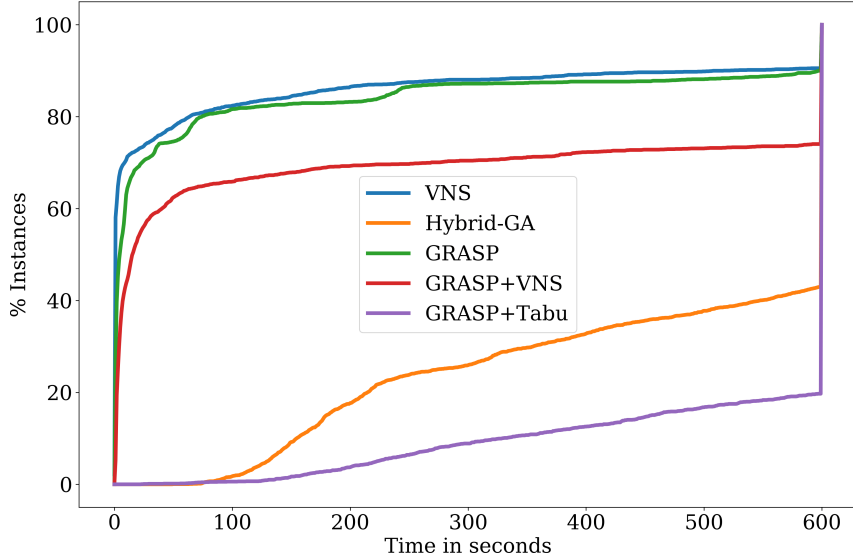


Figure 6: Profiling graph of time for MAXSPACE.

In Figure 6, we present a profiling graph of time of the developed algorithms for MAXSPACE. The  $x$ -axis of graph present the time in seconds and the  $y$ -axis show the percentage of instances the algorithm ends in such time. For example, if we observe the  $x = 200$ , the  $y$ -axis indicates the percentage of instances in which the algorithm ends in at most 200 seconds. We can see in the graph that GRASP ends in at most 100 seconds for 80% of instances. GRASP+Tabu and Hybrid-GA were the most time-consuming algorithms, reaching the timeout of 600 seconds in at least 60% of executions.

Based on the graphs present before, we considered GRASP and GRASP+VNS as our best algorithms for MAXSPACE. In Table 8, we present a comparison of solutions value among GRASP, GRASP+VNS, and Hybrid-GA for MAXSPACE. Each cell of these tables presents how many instances the algorithm of a line found a solution better than the solution found by the algorithm of a column.

Table 8: Comparison of algorithms solutions for MAXSPACE

	Hybrid-GA	GRASP	GRASP+VNS
Hybrid-GA	-	711	1538
GRASP	1976	-	2179
GRASP+VNS	1128	449	-

In Table 8, we observe that GRASP is the algorithm that obtains best solutions for MAXSPACE, with 1976 better solutions than Hybrid-GA and 2179 better solutions than GRASP+VNS.

## 4.2 MAXSPACE-RDWV

In this section, we analyze the results of the heuristics for MAXSPACE-RDWV. In Figure 7, we present a profiling graph comparing the solutions found by the algorithms implemented for MAXSPACE-RDWV and in Figure 8 we present a version of this chart with a smaller range of the  $x$  axis for more comfortable viewing.

In the graph of Figure 7, it can be seen that the proposed heuristics obtained better quality than the Hybrid-GA algorithm, which guaranteed the solution quality of only 0.55 for the whole set of instances. On the other hand, Hybrid-GA was the second algorithm that achieved the best solution in more instances, approximately 80% of instances. In the graph in Figure 8, we can see that GRASP guaranteed the best results, with a solution quality of at least 0.95 and finding the best solution in approximately 80% of instances.

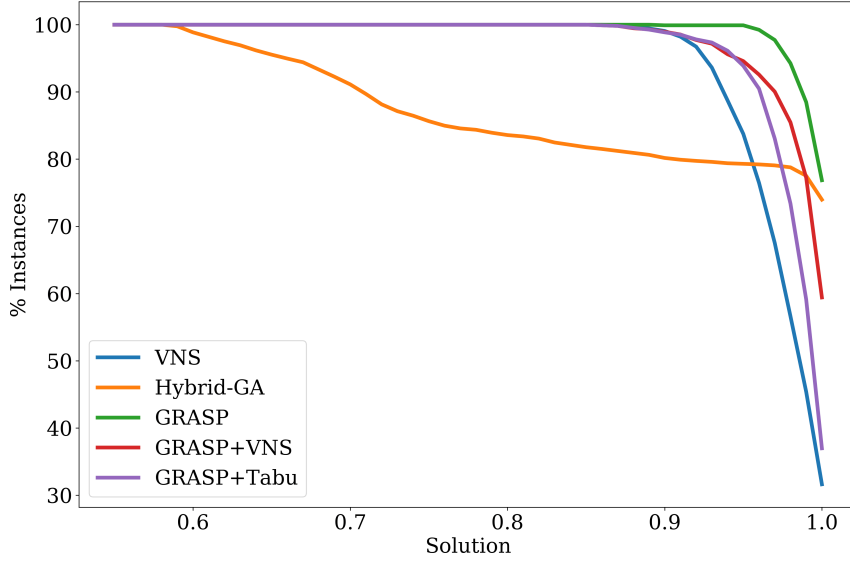


Figure 7: Profiling graph for MAXSPACE-RDWV.

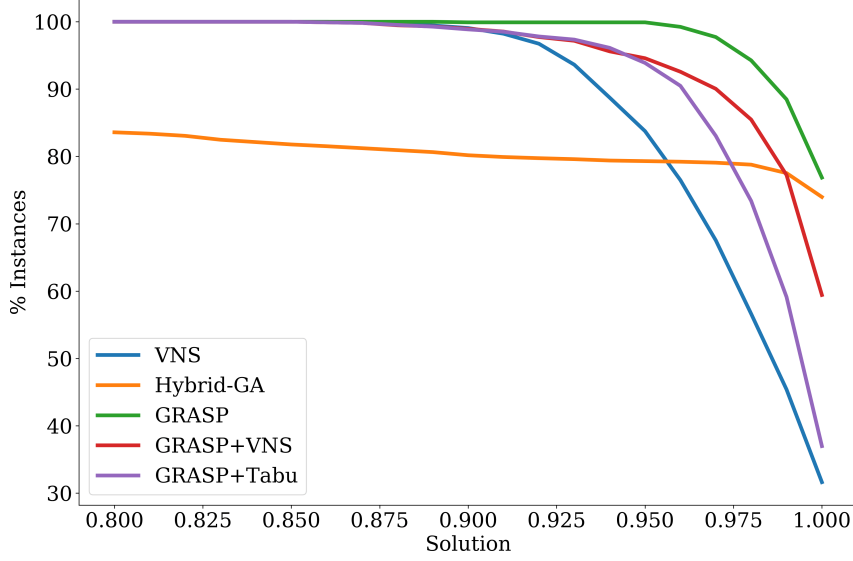


Figure 8: Profiling graph for MAXSPACE-RDWV with  $x$  at least 0.8.

In Figure 9, we present profiling graphs considering only datasets of instances in which Hybrid-GA obtained better results than our algorithms.

In A) of Figure 9, we present a graph considering only instances of Falkenauer Triples [11]. In this case, Hybrid-GA did better, guaranteeing 0.99 quality and achieving the best solution in more than 95% of instances. GRASP and GRASP+VNS achieved a close result to Hybrid-GA, ensuring 0.98 of quality, and getting the best solution in approximately 80% of instances.

In B) Figure 9, we present a graph considering only instances of Schwerin and Wäscher [23]. In this set of instances, Hybrid-GA found the best solution in virtually 100% of instances, but all the algorithms guaranteed at least 0.98 of solution quality.

In C) of Figure 9, we present a graph considering only instances of Scholl et al. [22]. The algorithms GRASP and Hybrid-GA obtained excellent results on these instances, with a solution quality of 0.98 and found the best solution in at least 95% of instances.

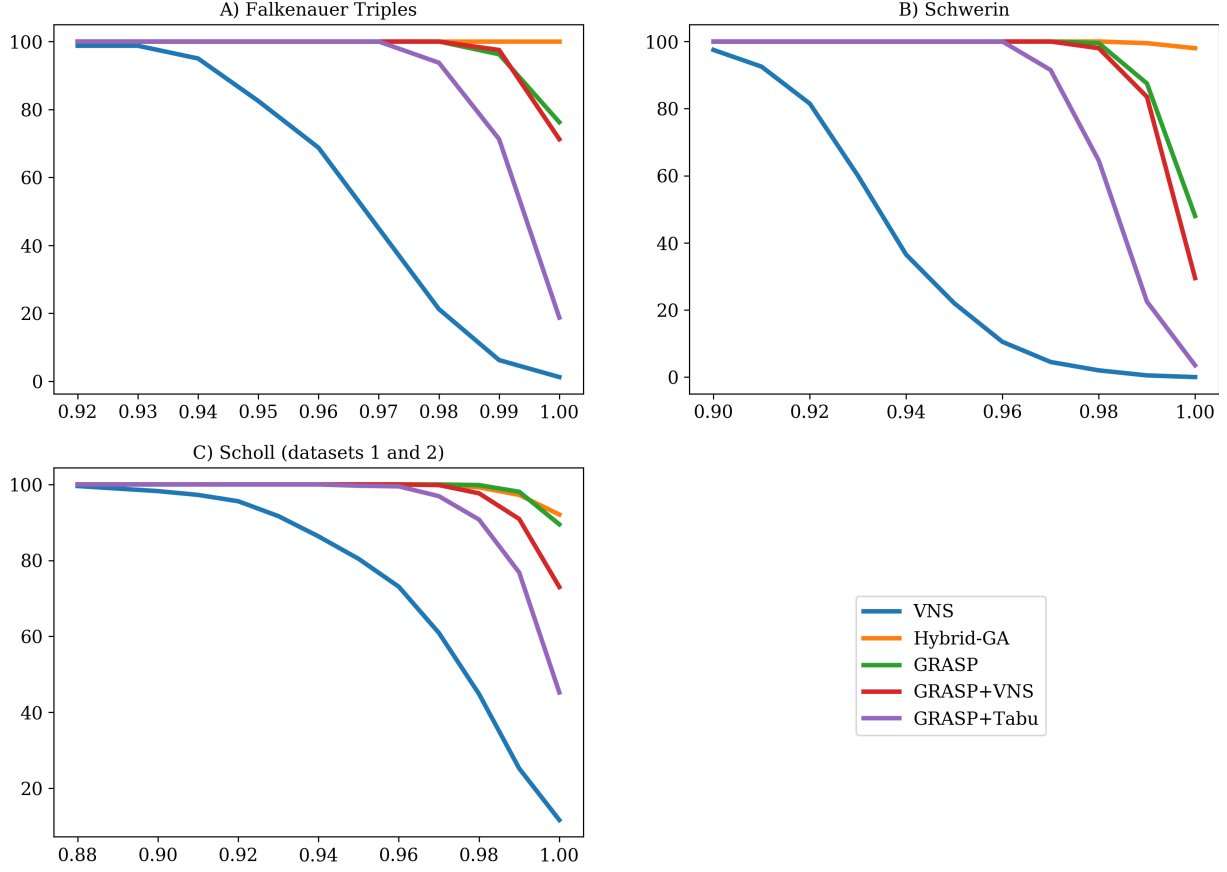


Figure 9: Datasets in which Hybrid-GA obtained better results then our algorithms for MAXSPACE-RDWV.

Figures 10 and 11 presents the profiling graph without instances of Falkenauer Triples [11], Scholl et al. [22] and Schwerin and Wäscher [23]. In this case, GRASP ensured the best solution quality with 0.90 and found the best solution more times, in approximately 75% of instances.

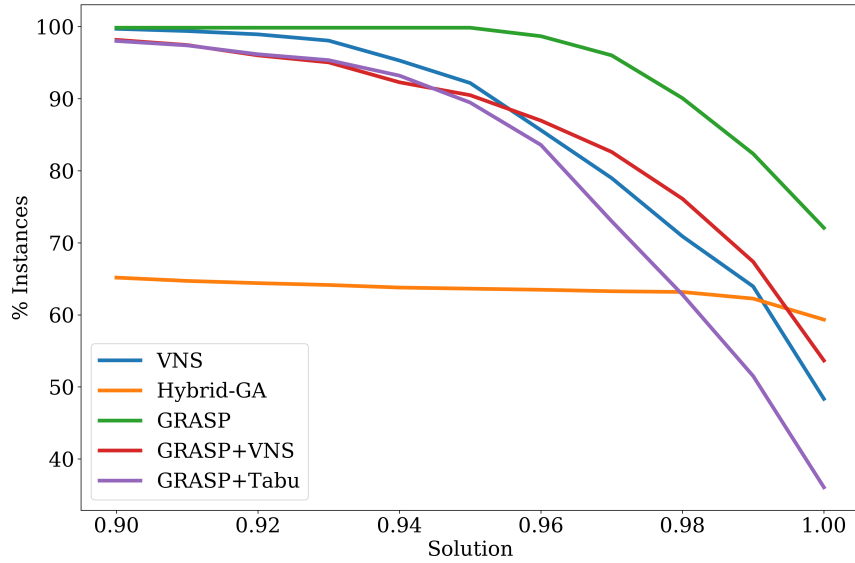


Figure 10: Profiling graph for MAXSPACE-RDWV without Falkenauer Triples, Scholl and Schwerin instances.

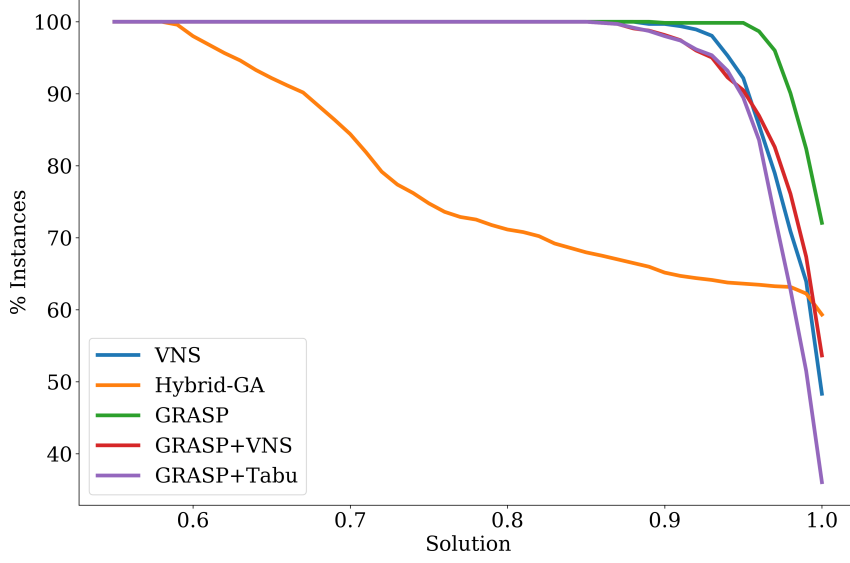


Figure 11: Profiling graph for MAXSPACE-RDWV without Falkenauer Triples, Scholl and Schwerin instances.

In Figure 12, we present a profiling graph with the time comparison of the algorithms implemented for MAXSPACE-RDWV. Again, we can see that GRASP is the least time-consuming algorithm and can finish execution for approximately 75% of instances in 100 seconds. Hybrid-GA is the most time-consuming algorithm, reaching a time limit of 600 seconds in approximately 85% of instances.

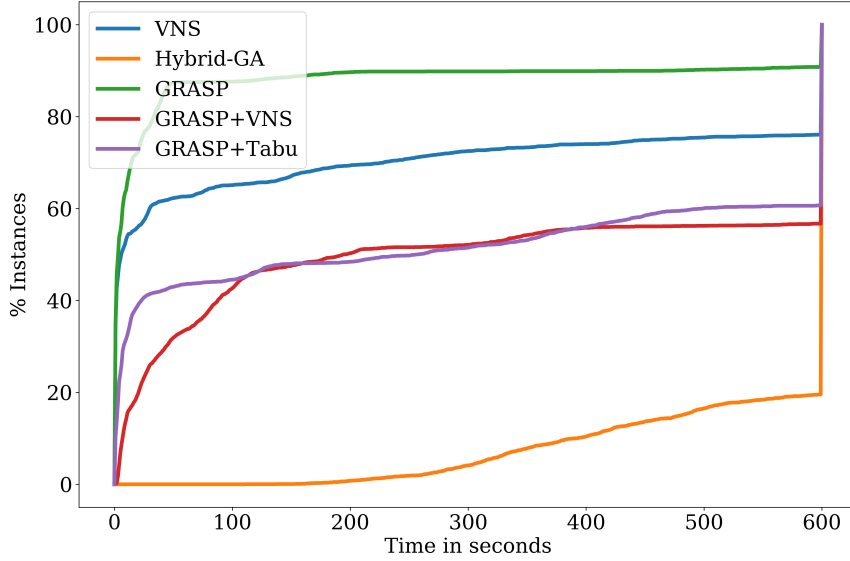


Figure 12: Time profiling graph for MAXSPACE-RDWV.

Based on the graphs present before, we considered GRASP and GRASP+VNS as our best algorithms for MAXSPACE-RDWV. In Table 9, we present a comparison of solutions value among GRASP, GRASP+VNS, and Hybrid-GA for MAXSPACE-RDWV. Each cell of these tables presents how many instances the algorithm of a line found a solution better than the solution found by the algorithm of a column.

Table 9: Comparison of algorithms solutions for MAXSPACE-RDWV

	Hybrid-GA	GRASP	GRASP+VNS
Hybrid-GA	-	2146	2431
GRASP	1265	-	2507
GRASP+VNS	974	750	-

In Table 9, we observe that Hybrid-GA is the algorithm that obtains the best solutions for MAXSPACE-RDWV, with 2146 better solutions than GRASP and 2431 better solutions than GRASP+VNS.

## 5 Final Remarks

This paper presented some variants for the MAXSPACE problem and some local search based heuristics for MAXSPACE and MAXSPACE-RDWV.

We compare our algorithms with Hybrid-GA, which is state-of-the-art in heuristics for MAXSPACE. Our best algorithms were GRASP and GRASP+VNS, which is a version of GRASP that uses VNS as a local search. Our algorithms found the best solutions in approximately 57% of instances for MAXSPACE and 46% for MAXSPACE-RDWV, and also guaranteed an excellent solution quality for the whole set of instances. They were the least time-consuming, finishing the executing in less then 100 second for more then 80% of instances for both problems. At the same time, Hybrid-GA reaches the time limit of 600 second in approximately 85% of instances for MAXSPACE-RDWV and 60% for MAXSPACE.

## References

- [1] Micah Adler, Phillip B Gibbons, and Yossi Matias. Scheduling space-sharing for internet advertising. *In Proceedings of Journal of Scheduling*, 5(2):103–119, 2002.
- [2] Ali Amiri and Syam Menon. Scheduling web banner advertisements with multiple display frequencies. *In Proceedings of IEEE Transactions on Systems, Man, and Cybernetics-Part A: Systems and Humans*, 36(2):245–251, 2006.
- [3] Rex Briggs and Nigel Hollis. Advertising on the web: Is there response before click-through? *Journal of Advertising Research*, 37(2):33–46, 1997.
- [4] Mauro RC Da Silva, Rafael CS Schouery, and Lehlton LC Pedrosa. A polynomial-time approximation scheme for the maxspace advertisement problem. *Electronic Notes in Theoretical Computer Science*, 346:699–710, 2019.
- [5] Milind Dawande, Subodha Kumar, and Chelliah Sriskandarajah. Performance bounds of algorithms for scheduling advertisements on a web page. *In Proceedings of Journal of Scheduling*, 6(4):373–394, 2003.
- [6] Brian C Dean and Michel X Goemans. Improved approximation algorithms for minimum-space advertisement scheduling. *In In Proceedings of International Colloquium on Automata, Languages, and Programming*, pages 1138–1152, 2003.
- [7] Maxence Delorme, Manuel Iori, and Silvano Martello. Bin packing and cutting stock problems: Mathematical models and exact algorithms. *European Journal of Operational Research*, 255(1): 1–20, 2016.
- [8] Maxence Delorme, Manuel Iori, and Silvano Martello. Bpplib: a library for bin packing and cutting stock problems. *Optimization Letters*, 12(2):235–250, 2018.
- [9] Mircea Dima and Rodica Ceterchi. Efficient range minimum queries using binary indexed trees. *Olympiads in Informatics*, 9:39–44, 2015.
- [10] Elizabeth D Dolan and Jorge J Moré. Benchmarking optimization software with performance profiles. *Mathematical programming*, 91(2):201–213, 2002.

- [11] Emanuel Falkenauer. A hybrid grouping genetic algorithm for bin packing. *Journal of heuristics*, 2(1):5–30, 1996.
- [12] Peter M Fenwick. A new data structure for cumulative frequency tables. *Software: Practice and Experience*, 24(3):327–336, 1994.
- [13] Thomas A Feo and Mauricio GC Resende. Greedy randomized adaptive search procedures. *Journal of Global Optimization*, 6(2):109–133, 1995.
- [14] Ari Freund and Joseph Seffi Naor. Approximating the advertisement placement problem. In *In Proceedings of International Conference on Integer Programming and Combinatorial Optimization*, pages 415–424, 2002.
- [15] Michel Gendreau and Jean-Yves Potvin. *Handbook of Metaheuristics*, volume 2. Springer, 2010.
- [16] Fred Glover. Future paths for integer programming and links to artificial intelligence. *Computers & Operations Research*, 13(5):533–549, 1986.
- [17] Ronald L Graham, Eugene L Lawler, Jan Karel Lenstra, and AHG Rinnooy Kan. Optimization and approximation in deterministic sequencing and scheduling: a survey. In *Annals of Discrete Mathematics*, pages 287–326. Elsevier, 1979.
- [18] Subodha Kumar. *Optimization Issues in Web and Mobile Advertising: Past and Future Trends*. Springer, 2015.
- [19] Subodha Kumar, Varghese S Jacob, and Chelliah Srisankarajah. Scheduling advertisements on a web page to maximize revenue. *European Journal of Operational Research*, 173(3):1067–1089, 2006.
- [20] Manuel López-Ibáñez, L Pérez Cáceres, Jérémie Dubois-Lacoste, Thomas Stützle, and Mauro Birattari. The irace package: User guide. *IRIDIA, Université Libre de Bruxelles, Belgium, Tech. Rep. TR/IRIDIA/2016-004*, 2016.
- [21] Nenad Mladenović and Pierre Hansen. Variable neighborhood search. *Computers & Operations Research*, 24(11):1097–1100, 1997.
- [22] Armin Scholl, Robert Klein, and Christian Jürgens. Bison: A fast hybrid procedure for exactly solving the one-dimensional bin packing problem. *Computers & Operations Research*, 24(7):627–645, 1997.
- [23] Petra Schwerin and Gerhard Wäscher. The bin-packing problem: A problem generator and some numerical experiments with ffd packing and mtp. *International Transactions in Operational Research*, 4(5-6):377–389, 1997.
- [24] David Silverman. Iab internet advertising revenue report. In *Proceedings of Interactive Advertising Bureau*. New York, 2010.
- [25] Zhao Wendan and Wang Dingwei. Study on internet advertising placement problem. In *2010 International Conference on Logistics Systems and Intelligent Management*, volume 3, pages 1798–1801, 2010.